6.20A.2.GA.1,1/64

ABRIL 1964

TM 5-3805-203-35P

DEPARTMENT OF THE ARMY TECHNIC

J5-14

RUTHZIL TRATOR COMERCIAL DE PEÇAS LTDA 11 97083-6812 ROLANDO

118

GALION

FIELD AND DEPOT MAINTENANCE
REPAIR PARTS AND SPECIAL TOOL LISTS

GRADER, ROAD, MOTORIZED:, DIESEL DRIVEN: 12,000- TO 14,300-LB. PRESSURE AT BLADE; 12-FT. BLADE (GALION MODEL 118) FSN 3805–223–9031

STORAGE DIVISION
TECHNICAL LIBRARY

HEADQUARTERS, DEPARTMENT OF THE ARMY

APRIL 1964

STORAGE DIVISION
TECHNICAL LIBRARY

CHANGE
No. 1

HEADQUARTERS
DEPARTMENT OF THE ARMY
WASHINGTON, D.C., *19 July 1966*

Field and Depot Maintenance Repair Parts and Special Tool Lists

GRADER, ROAD, MOTORIZED: DIESEL DRIVEN: 12,000- TO 14,300-LB. PRESSURE AT BLADE; 12-FT. BLADE (GALION MODEL 118) FSN 3805-223-9031

TM 5-3805-203-35P, 23 April 1964, is changed as follows:

SGV TD

6. Reporting of Equipment Manual Improvements
(Superseded)

DA Form 2028 shall be used for reporting discrepancies and recommendations for improving this manual. The Form shall be completed by the individual using the manual and forwarded direct to: Commanding General, U.S. Army Mobility Equipment Center, ATTN: SMOME-MPD, 4300 Goodfellow Boulevard, St. Louis, Mo. 63120.

All changes, additions or deletions of Federal stock numbers or Manufacturer's part numbers within this change should be appropriately reflected in the index.

Page	Line	Action	Source codes: Technical service (a)	Source (b)	Maintenance (c)	Recoverability (d)	Federal stock No. (e)	Description (f)	Unit of issue (g)	Expendability (h)	Quantity incorporated in unit (i)	Guide quantities per 100 equipments: Field maintenance 15-day: level 3d echelon (j)	Field maintenance 15-day: level 4th echelon (k)	Depot maintenance 5th echelon (l)	Illustrations: Figure No. (m)	Item No. (n)
								SECTION II. PART I REPAIR PARTS LIST								
								0101—BLOCK, CYLINDER HEAD								
2	8	Ch col e					2815-368-5642	BEARING * * * (92679) 50827D								
3	6	Ch col e					2815-371-7310	LOCKPLATE * * * (92679) 46251D								
								0105—VALVES, CAMSHAFTS AND TIMING SYSTEM								
5	9	Ch col e					2815-459-4965	SHAFT * * * (92679) 252596R11								
								0108—ENGINE LUBRICATION SYSTEM								
7	45	Ch col e					2815-698-8302	HOSE ASSEMBLY * * * (92679) 263259R91								
								0109—DIESEL STARTING CONTROLS AND CONVERSION UNITS								
8	15	Ch col e					2815-368-5642	BEARING * * * (92679) 50827D								
9	38	Ch col e					2910-288-0403	BOWL * * * (92679) 51344Y								
								0302—FUEL PUMPS								
13	16	Ch col e					2910-570-6493	PUMP * * * (92679) 253603R92								
13	23	Ch col e					2815-431-0666	PUMP * * * (92679) 251000R92								
14	1	Ch col e					2920-333-1997	SPRING * * * (92679) 59603D								
	29	Ch col e					2910-219-9451	LIFTER * * * (92679) 59635D								
	32	Ch col e					5315-995-1936	LOCK * * * (92679) 59712D								
								0503—LINES AND FITTINGS, HOSES, PIPES, CLAMPS								
19	8	Ch col e					4720-517-7917	HOSE * * *								

								0612—BATTERIES, STORAGE
29	2	Ch col e					6140-583-3453	LEAD * * * (23926) SA32681
								4702—GAGES
	1	Ch col e					2910-374-9191	GAGE * * * (92679) 260390R91
								9501—BULK MATERIAL
	7	Ch col e					4720-517-7917	HOSE * * *
								SECTION II. PART II REPAIR PARTS LIST
								0101—BLOCK, CYLINDER HEAD
34	15	Ch col e					2815-777-1756	HEAD ASSEMBLY * * * (72582) 5185343
	33	Ch col e					2815-288-4869	LOCK * * * (72582) 838029
	37	Ch col e					2815-345-6074	ROCKER ARM * * * (72582) 5150305
35	16	Ch col e					2815-288-0695	RING SET * * * (72582) 5193477
								0103—FLYWHEEL ASSEMBLY
36	6	Ch col e					2815-333-0546	GEAR * * * (72582) 5152615
	8	Ch col e					5330-270-8469	PAPER, GASKET * * *
								0104—PISTONS, CONNECTING RODS
37	3	Ch col e					2815-288-0695	RING SET * * * (72582) 5193477
								0105—VALVES, CAMSHAFTS AND TIMING SYSTEM
	3	Ch col e					2815-288-4869	LOCK * * * (72582) 838029
	20	Ch col e					3120-811-4699	BEARING * * * (72582) 5150310
	27	Ch col e					2815-345-6074	ROCKER ARM * * * (72582) 5150305
	39	Ch col e					2815-528-5888	BEARING * * * (72582) 5153952
	44	Ch col e					2815-785-0966	CAMSHAFT ASSEMBLY * * * (72582) 5179951
38	31	Ch col e					2815-354-1402	GEAR * * * (72582) 5176995
								0108—ENGINE LUBRICATION SYSTEM
39	29	Ch col e					5340-597-7348	SHIM * * * (72582) 5176119
	47	Ch col e					2815-608-8558	REPAIR KIT (72582) 519480C
	64	Ch col e					2940-141-9026	FILTER ELEMENT * * * (72582) 5572425
41	18	Ch col e					5330-270-8469	PAPER, GASKET * * *

Page	Line	Action	Source codes: Technical service (a)	Source (b)	Maintenance (c)	Recoverability (d)	Federal stock No. (e)	Description (f)	Unit of issue (g)	Expendability (h)	Quantity incorporated in unit (i)	Guide quantities per 100 equipments: Field maintenance 15-day: level 3d echelon (j)	Field maintenance 15-day: level 4th echelon (k)	Depot maintenance 5th echelon (l)	Illustrations: Figure No. (m)	Illustrations: Item No. (n)
								0305—BLOWER								
43	8	Ch col e					2815-364-3424	DISK * * * (72582) 5154401								
44	3	Ch col e					2815-691-1135	SHAFT ASSEMBLY * * * (72582) 5179046								
								0309—FUEL FILTERS								
48	6	Ch col e					2910-254-5674	WASHER * * * (72582) 5192801								
	13	Ch col e					2910-371-2846	FILTER ELEMENT * * * (72582) 5192854								
								0401—MUFFLER AND PIPES								
49	2	Ch col e					5330-297-6745	GASKET * * * (72582) 5167181								
								0503—LINES AND FITTINGS, HOSES, PIPES, CLAMPS								
50	10	Ch col e					4720-517-7917	HOSE, RUBBER * * *								
	12	Ch col e					4720-517-7917	HOSE, RUBBER * * *								
								0504—WATER PUMP								
	12	Ch col e					5330-270-8469	PAPER, GASKET * * *								
								4701—INSTRUMENT, SPEED								
52	6	Ch col e					5330-270-8469	PAPER, GASKET * * *								
								9501—BULK MATERIAL								
	11	Ch col e					4720-517-7917	HOSE, RUBBER								

								SECTION II. PART IV REPAIR PARTS LIST
								0612—BATTERIES, STORAGE
63	2	Ch col e------	----	----	----	----	6140-107-6679	BATTERY * * * (19728) STRUS
								SECTION II. PART V REPAIR PARTS LIST
								0207—CLUTCH BRAKE
65	15	Ch col e------	----	----	----	----	2520-597-3877	SPRING * * * (23926) 207192
								0704—TRANSMISSION TOP COVER ASSEMBLY
69	13	Ch col e------	----	----	----	----	5330-298-0647	SEAL * * * (23926) 206573
								1004—STEERING AND WHEEL LEANING MECHANISM
71	15	Ch col e------	----	----	----	----	2530-430-9357	PIN * * * (23926) H27524
72	19	Ch col e------	----	----	----	----	3930-355-2559	BEARING * * * (23926) D27540
	24	Ch col e------	----	----	----	----	2530-540-1759	BEARING * * * (23926) D34208
								1108—STUB AXLES AND PARTS
75	5	Ch col e------	----	----	----	----	2520-163-2237	GASKET * * * (23926) R12357
	7	Ch col e------	----	----	----	----	2520-355-2561	KEY * * * (23926) B28189
	14	Ch col e------	----	----	----	----	2520-163-2183	SHAFT (23926) B28195
								1201—HAND BRAKES
77	19	Ch col e------	----	----	----	----	5340-359-0959	SPRING * * * (23926) 201124
								7429—CIRCLE REVERSE DRAW BAR SIDE SHIFT AND LIFT MECHANISM
103	12	Ch col e------	----	----	----	----	3805-205-2675	GEAR * * * (23926) B28763
								9501—BULK MATERIAL
107	11	Ch col e------	----	----	----	----	5330-270-8469	PAPER, GASKET

By Order of the Secretary of the Army:

HAROLD K. JOHNSON,
General, United States Army,
Chief of Staff.

Official:
J. C. LAMBERT,
Major General, United States Army,
The Adjutant General.

Distribution:
Active Army:

USASA (2)
ACSI (1)
DCSLOG (1)
CNGB (1)
TSG (1)
CofEngrs (3)
CC–E (1)
Dir of Trans (1)
CofSptS (1)
USAMB (1)
USA Arty Bd (2)
USA Armor Bd (2)
USAIB (2)
USARADBD (2)
USAAESWBD (2)
USAAVNTBD (2)
USCONARC (3)
OS Maj Comd (5) except USARJ (1)
USASETAF (2)
USAMOCOM (2)
USASMC (1)
USACDCEC (10)
MDW (1)
Armies (2)
Corps (2)
USAC (1)
Div (2)
Engr Bde (1)
USMA (2)
Svc Colleges (2)
Br Svc Sch (2)
Gen Dep (10)
Engr Dep (10)
Army Dep (2) except TOAD (3)
USA Tml Comd (2)
Army Tml (1)
Div Engr (2)
Engr Dist (2)
USA Engr R&D Lab (3)
USAMEC (46)
Engr Cen (5)
USAREUR Engr Proc Cen (2)
USAREUR Engr Sup Con Agcy (10)
Engr FLDMS (2)
Ft Knox FLDMS (10)
Fld Comd, DASA (8)
AMS (3)
USACOMZEUR (2)
MAAG (1)
JBUSMC (1)
Units organized under following TOE's:
5–5 (2)
5–6 (2)
5–15 (2)
5–16 (2)
5–48 (2)
5–237 (5)
5–262 (5)
5–267 (1)
5–278 (5)
5–279 (2)
29–16 (2)
29–17 (2)
29–26 (2)
29–27 (2)
29–36 (2)
29–37 (2)
29–79 (2)

NG: State AG (3).
USAR: Same as Active Army except allowance is one copy to each unit.
For explanation of abbreviations used see AR 320–50.

U.S. GOVERNMENT PRINTING OFFICE: 1966

TECHNICAL MANUAL
No. 5–3805–203–35P

HEADQUARTERS
DEPARTMENT OF THE ARMY
WASHINGTON, D.C., *23 April 1964*

FIELD AND DEPOT MAINTENANCE REPAIR PARTS AND SPECIAL TOOL LISTS

GRADER, ROAD, MOTORIZED: DIESEL DRIVEN: 12,000-TO 14,300-LB PRESSURE AT BLADE; 12-FT BLADE (GALION MODEL 118) FSN 3805–223–9031

SGV TD

			Paragraph	Page
SECTION	I.	INTRODUCTION		
		General	1	v
		Explanation of repair parts and tool lists	2	v
		Federal stock numbers and manufacturers' part numbers	3	viii
		Abbreviations	4	viii
		Federal supply code for manufacturers	5	ix
		Reporting of equipment manual improvements	6	ix
	II.	REPAIR PARTS LISTS		
PART	I.	INCLUDES REPAIR PARTS APPLICABLE TO INTERNATIONAL HARVESTER UD–16 ENGINE.		
GROUP	01.	Engine		
	0100	Engine assembly		1
	0101	Block cylinder head		1
	0102	Crankshaft		3
	0103	Flywheel assembly		3
	0104	Pistons, connecting rods		4
	0105	Valves, camshafts and timing system		4
	0108	Engine lubrication system		5
	0109	Diesel starting controls and conversion units		7
	0110	Manifolds		9
	0114	Engine starting system		10
	03.	Fuel System		10
	0301	Carburetor; Fuel Injector		12
	0302	Fuel Pumps		16
	0304	Air Cleaner		16
	0306	Tanks, Lines, Fittings		17
	0308	Engine Speed Governor		17
	0309	Fuel Filters		18
	0312	Throttle and Choke Controls		18
	04.	Exhaust System		18
	0401	Muffler and Pipes		18
	05.	Cooling System		19
	0501	Radiator		19
	0502	Shroud		19
	0503	Lines and fittings, hoses, pipes, clamps		

*This manual supersedes TM 5–3805–203–35P, 19 May 1960.

GROUP 05. 0504 Water pump 19
0505 Fan assembly 20
0506 Water manifolds, headers, thermostats and housing, gaskets 21

06. Electrical System 21
0601 Generator 22
0602 Generator regulator 22
0603 Starter 24
0604 Ignition components 26
0607 Instrument or engine control panel 28
0608 Miscellaneous items 28
0609 Lights 29
0611 Horn 29
0612 Batteries, storage 29
0613 Hull or chassis wiring harness 29
0615 Radio interference suppression 29

22. Miscellaneous Body, Chassis or Hull, and Accessory Items 29
2210 Data plates

47. Gages 29
4702 Gages

95. General Use Standardized Parts 29
9501 Bulk material

99. Parts Peculiar 30
9901 Parts peculiar with more than one application

PART II. INCLUDES REPAIR PARTS APPLICABLE TO GENERAL MOTORS 4–71 ENGINE

GROUP 01. Engine
0100 Engine assembly 31
0101 Block, cylinder head 32
0102 Crankshaft 35
0103 Flywheel assembly 36
0104 Pistons, connecting rods 36
0105 Valves, camshafts and timing system 37
0108 Engine lubrication system 38
0110 Manifolds 41

03. Fuel System
0301 Fuel injectors 41
0302 Fuel pumps 43
0304 Air cleaner 43
0305 Blower 43
0306 Tanks, lines, fittings 45
0308 Engine speed governor 46
0309 Fuel filters 48
0310 Engine starting aids 48
0312 Throttle or choke controls 49

04. Exhaust System
0401 Muffler and pipes 49

05. Cooling System
0501 Radiator 49
0502 Shroud 49
0503 Lines and fittings, hoses, pipes, clamps 50
0504 Water pump 50
0505 Fan assembly 51
0506 Water manifolds, headers, thermostats and housing, gaskets 51

22. Miscellaneous Body, Chassis or Hull, and Accessory Items
2210 Data plates 52

47. Gages
4701 Instrument, speed 52

95. General Use Standardized Parts
9501 Bulk material 52

Page

99. Parts Peculiar
9901 Parts peculiar with more than one application 52

PART III. INCLUDES REPAIR PARTS APPLICABLE TO 12-VOLT SYSTEM, GENERAL MOTORS 4–71 ENGINE

GROUP 01. Engine
0100 Engine assembly 53

06. Electrical System
0601 Generator .....
0602 Generator regulator 53
0603 Starter 54
0607 Instrument panel 54
0608 Miscellaneous items 55
0609 Lights 56
0611 Horn 56
0612 Batteries, storage 56
0613 Chassis wiring harness 56
0615 Radio interference suppression 56
57

95. General Use Standardized Parts
9501 Bulk material 57

PART IV. INCLUDES REPAIR PARTS APPLICABLE TO 24-VOLT SYSTEM, GENERAL MOTORS 4–71 ENGINE

GROUP 01. Engine
0100 Engine assembly 58

06. Electrical System
0601 Generator 58
0602 Generator regulator 59
0603 Starter 59
0607 Instrument panel 61
0608 Miscellaneous items 61
0609 Lights 62
0611 Horn 63
0612 Batteries, storage 63
0613 Hull or chassis wiring harness 63
0615 Radio interference suppression 63

95. General Use Standardized Parts
9501 Bulk material 63

99. Parts Peculiar
9901 Parts peculiar with more than one application 63

PART V. INCLUDES REPAIR PARTS APPLICABLE TO GALION ROAD GRADER MODEL 118.

GROUP 01. Engine
0100 Engine assembly 64
0109 Diesel starting controls and conversion units 64

02. Clutch
0200 Clutch assembly 64
0201 Clutch disks and plates 64
0202 Clutch release mechanism 64
0207 Clutch brake 65

03. Fuel System
0306 Tanks, lines, fittings 65
0308 Engine speed governor 67
0312 Accelerator, throttle, or choke controls 67

04. Exhaust System
0401 Muffler and pipes 68

07. Transmission
0700 Transmission assembly 68
0701 Transmission shafts 68
0704 Transmission top cover assembly 69

GROUP 08. Power Transfer 70
0800 Power transfer assembly 70
0801 Power transfer shafts 71
0803 Gear shift 71
0804 Cooling components 71
10. Front Axle 71
1000 Front axle assembly 71
1001 Axle 71
1004 Steering and wheel leaning mechanism 73
11. Rear Axle 73
1101 Housing 74
1103 Final drive 75
1105 Tandem drive assembly 75
1106 Shafts 75
1108 Stub axles and parts 75
12. Brakes 78
1201 Hand brakes 78
1202 Service brakes 79
1204 Hydraulic brake system 79
1206 Mechanical brake controls 80
13. Wheels and Tracks 80
1311 Wheel assembly 81
1313 Tires, tubes 82
14. Steering 83
1401 Steering assembly 85
1411 Hose, lines, fittings 85
1412 Hydraulic cylinders 86
1414 Steering system valves 86
15. Frame 86
1501 Frame assembly 86
1503 Pintles and towing attachments 86
17. Body; Cab; Hood; Hull 86
1700 Hood 86
1705 Floors 86
1706 Upholstery, seats 86
1708 Boxes 86
22. Miscellaneous Body, Chassis or Hull, and Accessory Items 86
2202 Accessory items 86
2207 Winterization equipment 86
2210 Data plates 86
43. Hydraulic System 86
4301 Strainers, filters, hose, pipe, fittings, tubing 86
4302 Pump and pump drives 95
4305 Manifolds and/or control valves 95
4306 Hydraulic motor 97
4307 Hydraulic cylinders 98
4308 Oil tank 101
47. Gages 102
4701 Instruments, speed and distance 102
74. Earth Working Equipment 102
7425 Moldboard assembly 102
7428 Circle and drawbar assembly 103
7429 Circle reverse drawbar side shift and lift mechanism 107
7430 Scarifier assembly 107
7431 Scarifier actuating 107
95. General Use Standardized Parts 107
9501 Bulk material 107
99. Parts Peculiar 107
9901 Parts peculiar with more than one application 107

SECTION I

INTRODUCTION

1. General

a. This manual lists repair parts and special tools for field and depot maintenance. It indicates the guide quantity factors to be used for initial repair parts stockage by field maintenance (3d and 4th echelons), and recommends quantities of repair parts for depot maintenance (5th echelon). Information and data contained herein serve as requisitioning reference material, and as a guide to determine stockage quantities of repair parts.

b. Price information for stock-type repair parts may be obtained from applicable Department of the Army type 2-series supply manuals and/or Supply Management Data and Price List (ML) of the Department of Defense Section of the Federal Supply Catalog.

c. Repair parts lists are arranged as follows:

(1) Individual parts and major assemblies are listed alphabetically by item name within the functional groups.

(2) Assembly components and subassemblies are indented and listed alphabetically by item name under major assemblies.

(3) Bulk material and parts peculiar with more than one application are listed in either functional group 9501 or 9901.

d. Allowances are based on 3,600 hours operation per year.

e. Part I of section II provides unit quantities and allowances for repair parts applicable to International Harvester UD–16 Engine.

f. Part II of section II provides unit quantities and allowances for repair parts applicable to General Motors 4–71 Engine.

g. Part III of section II provides unit quantities and allowances for repair parts applicable to the 12-volt system used on General Motors 4–71 Engine.

h. Part IV of section II provides unit quantities and allowances for repair parts applicable to the 24-volt system used on General Motors 4–71 Engine.

i. Part V of section II provides unit quantities and allowances for Galion Model 118 Road Grader.

2. Explanation of Repair Parts and Tool Lists

a. Source Codes. This column is subdivided into four columns. The titles and information provided in each column are as follows:

(1) *Materiel.* This column lists the basic materiel code number of the supply service assigned responsibility for the part. Blank spaces denote supply responsibility of the preparing agency. General Engineer supply parts are identified by the letters GE in parentheses, following the nomenclature in the description column. Other basic materiel code numbers are:

9—Ordnance Materiel
10—Quartermaster Materiel
11—Signal Materiel
55—Transportation Materiel

(2) *Source.* The selection status and source of supply for each part are indicated by one of the following code symbols:

(*a*) P—applied to high-mortality repair parts which are stocked in or supplied from the supply service depot system and authorized for use at indicated maintenance echelons.

(*b*) P1—applied to repair parts which are low-mortality parts, stocked in or supplied from supply service depots, and authorized for installation at indicated maintenance echelons.

(c) M—applied to repair parts which are not procured or stocked but are to be manufactured at indicated maintenance echelons.

(d) A—applied to assemblies which are not procured or stocked as such but made up of two or more units, each of which carry individual stock numbers and descriptions and are procured and stocked and can be assembled by units at indicated maintenance echelons.

(e) X—applied to parts and assemblies which are not procured or stocked, the mortality of which normally is below that of the applicable end item, and the failure of which would result in retirement of the end item from service.

(f) X1—applied to repair parts which are not procured or stocked, the requirement for which will be supplied by use of next higher assembly or component.

(g) X2—applied to repair parts which are not stocked. The indicated maintenance echelon requiring such repair parts will attempt to obtain them through cannibalization; if not obtainable through cannibalization, such repair parts will be requisitioned with supporting justification through normal supply channels.

(h) C—applied to repair parts authorized for local procurement. If not obtainable from local procurement, such repair parts will be requisitioned through normal supply channels with a supporting statement of nonavailability from local procurement.

(i) G—applied to major assemblies that are procured with PEMA (Procurement Equipment Missile Army) funds for initial issue only to be used as exchange assemblies at field maintenance level. These assemblies will not be stocked above field maintenance level or returned to depot supply level.

(j) Z—applied to obsolete repair parts no longer stocked or procured.

(3) *Maintenance.*

(a) The lowest maintenance echelon authorized to install or manufacture the part is indicated by one of the following code symbols:

O—Organizational Maintenance (1st and 2d echelons).

F—Field Maintenance (3d echelon).

H—Field Maintenance (4th echelon).

D—Depot Maintenance (5th echelon).

(b) This column is blank when components of kits or sets are listed that are not applicable to the item of equipment, or when an item is source coded X1.

(4) *Recoverability.* Repair parts that are recoverable are indicated by one of the following code symbols:

(a) R—applied to repair parts and assemblies which are economically repairable at field maintenance activities (3d and 4th echelons) and normally are furnished by supply on an exchange basis.

(b) T—applied to high-dollar value recoverable repair parts which are subject to special handling and are issued on an exchange basis. Such repair parts normally are repaired or overhauled at depot maintenance activities.

(c) U—applied to repair parts specifically selected for salvage by reclamation units because of precious metal content, critical materials, high-dollar value reusable casings, castings, and the like.

Note. When no code is shown in the recoverability column the part is considered expendable.

b. Federal Stock Number. The Federal stock number will be shown in this column and will be used for requisitioning purposes.

c. Description.

(1) The item name and a brief description of the part are shown.

(2) A five-digit Federal supply code for manufacturers and/or other supply services is shown in parentheses, followed by the manufacturer's part number. This number will be used for

eral stock number is indicated in the Federal stock number column.

Example: (08645) 86453.

(3) Repair part quantities included in kits, sets, and assemblies, that differ from the actual quantity used in this specific end item, are listed in parentheses.

(4) When repair parts are source coded C, the manufacturer's part number will be used for local procurement.

d. Unit of Issue. If no abbreviation is shown in this column, the unit of issue is "each."

e. Quantity Incorporated in Unit. The actual number of parts used in the application indicated is shown in this column. A zero (0) is shown when components of kits or sets are listed that are not applicable to this specific end item.

f. Guide Quantity Per 100 Equipments. Shown for each repair part applicable to 3d, 4th, and/or 5th echelon maintenance is either an allowance factor or an asterisk allocation which indicates the following:

(1) A guide quantity factor is shown for each part authorized to be stocked by field maintenance and supply support activities (3d and 4th echelons), and the number of repair parts recommended for depot maintenance (5th echelon). This factor is based on the latest mortality data for 3,600 hours operation per year and is the average quantity required by the various maintenance echelons to provide maintenance and supply support for 100 items of equipment for a 15-day period under average combat conditions.

(2) The quantities of repair parts authorized for stockage are determined by using the following mathematical formula:

Quantity of equipment to be supported, multiplied by the listed allowance factor, divided by 100.

Fractions derived from the use of the above formula will be rounded to whole numbers as follows:

If the result is 1 or more and includes a fraction that is 0.5 or more, the quantity is rounded to the next higher number.

ment supported is 30 and the allowance factor for 100 equipments is 5, the following formula would be used:

$$30 \times 5 \div 100 = 1.5$$

The resulting fraction is 1.5; therefore, the stockage is 2.

If the result is 1 or more and includes the fraction of less than 0.5, the quantity is rounded to the next lower number. If the result is less than 0.5, no quantity is authorized. However, if the item is combat essential, a quantity of 1 is authorized.

Example: If the number of equipment supported is 30 and the allowance factor for 100 equipments is 28, the following formula would be used:

$$30 \times 28 \div 100 = 8.4$$

The resulting fraction is less than 0.5; therefore, the stockage is 8.

(3) In the guide quantity columns for field maintenance, additional repair parts authorized for use, but not for initial stockage, are listed without a guide quantity factor. These items are identified by an asterisk and may be added to or deleted from stock when recorded demand experience justifies a change in stockage objective.

(4) Parts that may be required for depot maintenance, in addition to those allocated are identified by an asterisk. These parts are to be requisitioned, when required, if not obtainable from reclamation, fabrication, or local procurement.

(5) Combat essential items of a critical nature which must be stocked at field maintenance at all times, regardless of demand will be identified in the allowance column by inclosing the allowance factor in parentheses.

g. Field Maintenance 15-Day Level, Third and Fourth Echelons.

(1) *Third echelon.* This column lists the initial guide quantity allowance factors of repair parts authorized for initial stockage by field maintenance shops, field maintenance companies, direct support and similar TOE units to provide 3d echelon maintenance for

Mobility Command equipment provide organizational maintenance repair parts for supported units for a 15-day period. Additional repair parts identified by an asterisk are explained in *f* above. Upon establishment of supply records, recorded demand experience will be used to compute stockage objectives on authorized repair parts. Review of stockage objectives will be performed in the time cycle prescribed by major commanders.

(2) *Fourth echelon.* This column lists initial guide quantity allocation factors of repair parts authorized for initial stockage by field maintenance shops, heavy maintenance companies and similar TOE units to provide 4th echelon maintenance for Mobility Command equipment for a 15-day period. Additional repair parts identified by an asterisk are explained in *f* above. Upon establishment of supply records, recorded demand experience will be used to compute stockage objectives on authorized repair parts. Review of the stockage objectives will be performed in the time cycle prescribed by major commanders.

(3) *Units with TOE capability of performing partial or complete field maintenance for organic Mobility Command equipment.* Units with the TOE capability of performing partial or complete field maintenance for organic Mobility Command equipment will be authorized to stock 3d and/or 4th echelon repair parts only when specific agreements are made between the commander of the designated parts supply activity, normally Direct Support Units (DSU) and using unit. Parts so furnished are in addition to the prescribed load and will be adjusted as demands indicate.

(4) *Units with TOE Mission to provide maintenance for Mobility Command equipment of supported units.* Units organized under TOE's with the assigned mission to provide field maintenance for Mobility Command equipment of supported units are authorized to stock 3d and 4th echelon repair parts supply activity (parts depot and/or DSU). Such stockage is in addition to the prescribed load and will be adjusted as demands indicate.

h. Depot Maintenance, Fifth Echelon. This column lists the quantity of repair parts recommended for depot maintenance shops (non-TOE) to provide depot maintenance for 100 equipments. Additional repair parts are allocated by an asterisk, for immediate use only. Explanation of the asterisk allowance is contained in *f* above.

i. Illustrations. This column is divided as follows:

(1) *Figure number.* Indicates the number of the illustration in which the part is shown.

(2) *Item number.* Indicates the reference number used to point out the part in the illustration.

3. Federal Stock Numbers and Manufacturers' Part Numbers

Listed alpha-numerically in the back of this manual are the requisitioning numbers shown in the Federal stock number and/or description column. The alphabetical O is listed as numerical 0 (zero). This index also lists manufacturers' codes (as applicable) and page numbers.

Example of index sequence:

A	BX5–27	38.50
AA	T295	3838–141–4957
A1/2X3	0124	3885 212
A1–950	1–77	389/100.2
A1A22	2530–048–7342	389/100–18
B	2815–097–5429	3895–128–7642

4. Abbreviations

amp ..... ampere(s)
cl ..... coil(s)
ft ..... foot (feet)
in. ..... inch(es)
lb ..... pound(s)
lh ..... left hand
mtg ..... mounting(s)
No. ..... number(s)
rh ..... right hand
rl ..... roll(s) (reel)
std ..... standard
thk ..... thick(ness)
v ..... volt(s)
w/ ..... with
yd ..... yard

5. Federal Supply Code for Manufacturers

00624....Aeroquip Corp.
01843....American Bosch Division of American Bosch Arma Corp.
04636....Austin Western Co.
06848....Bendix Products Division of Bendix Aviation Corp.
13800....Commercial Filters Corp.
15605....Cutler Hammer, Inc.
16764....Delco Remy Division of General Motors Corp.
19728....Electric Auto-Lite Co.
21335....Fafnir Bearing Co., The
23926....Galion Iron Works and Mfg. Co.
24446....General Electric Co.
24981....Gits Bros., Mfg. Co.
27462....Harrison Radiator Division of General Motors Corp.
30327....Imperial Brass Mfg. Co.
43334....New Departure Division of General Motors Corp.
45681....Parker Appliance Co.
50889....Riddell, W. A., Corp.
57733....Stewart Warner Corp.
60038....Timken Roller Bearing Co.
63477....Wagner Electric Corp.
70040....A C Spark Plug Division of General Motors Corp.
71843....Cleveland Hardware and Forging Co.
72582....Detroit Diesel Engine Division of General Motors Corp.
72850....Eclipse Machine of Bendix Aviation Corp.
73331....Guide Lamp Division of General Motors Corp.
75175....K D Lamp Division of Noma Electric Corp.
77640....Ross Gear and Tool Co.
[illegible]....Rockford Clutch Division of Borg-Warner Corp.
79150....Victor Mfg. and Gasket Co.
79470....Weatherhead Co., The
80201....Chicago Rawhide Manufacturing Co.
81257....Douglas Mfg. Div. of Kingston Products Corp.
81336....Corps of Engineers
81381....Stewart and Stevenson Services, Inc.
92563....McGill Manufacturing Co., Inc.
92679....International Harvester Co.
95879....Alemite Division of Stewart Warner Corp.

6. Reporting of Equipment Manual Improvements

The direct reporting, by the individual user, of errors, omissions, and recommendations for improving this manual is authorized and encouraged. DA Form 2028 (Recommended Changes to Technical Manual Parts Lists or Supply Manual 7, 8, or 9) will be used for reporting these improvements. This form will be completed in triplicate using pencil, pen, or typewriter. The original and one copy will be forwarded direct to the Commanding Officer, U.S. Army Mobility Equipment Center, ATTN: SMOME–MM, 4300 Goodfellow Blvd., St. Louis, Mo. 63120. One information copy will be provided to the individual's immediate supervisor, (e.g., officer, noncommissioned officer, supervisor, etc.).

CODES	FEDERAL STOCK NUMBER	DESCRIPTION	MANUFACTURER'S CODE	MANUFACTURER'S PART NO.	UNIT OF ISSUE	QTY INCORPORATED IN UNIT	PER 100 EQUIPMENTS: FIELD MAINTENANCE 15-DAY LEVEL 3RD ECH	PER 100 EQUIPMENTS: FIELD MAINTENANCE 15-DAY LEVEL 4TH ECH	PER 100 EQUIPMENTS: DEPOT MAINT 5TH ECH	ILLUSTRATIONS: FIGURE NO.	ILLUSTRATIONS: ITEM NO.
		SECTION II - PART I REPAIR PARTS LIST									
		GROUP 01 - ENGINE									
		0100 - ENGINE ASSEMBLY									
X2F		BRACKET, LOWER: MOTOR SUPPORT	23926	SAB33087		1	*	*	*		
X2FR	2815-710-1849	ENGINE DIESEL (INTERNATIONAL HARVESTER MODEL UD 16)	92679	2570721		1	*	*	2		
P 0	2815-698-8301	GASKET SET: CYLINDER HEAD	92679	261342R91		1	4	*	*		
X1	2815-424-7220	GASKET: CENTER, INTAKE MANIFOLD	92679	252617R1		1	SEE GRP 0110				
X1	2815-319-7003	GASKET: CYLINDER HEAD	92679	252575R1		2	SEE GRP 0101				
X1	2920-424-7209	GASKET: WATER OUTLET	92679	251727R2		2	SEE GRP 0506				
X1	2930-248-0996	GASKET: ENGINE WATER OUTLET HEADER	92679	251729R2		2	SEE GRP 0506				
X1	2815-424-7218	GASKET: EXHAUST MANIFOLD	92679	252612R1		4	SEE GRP 0110				
X1	2815-424-7219	GASKET: INTAKE MANIFOLD, END	92679	252616R1		2	SEE GRP 0110				
X1	2815-252-3952	GASKET: VALVE COVER	92679	252621R1		2	SEE GRP 0105				
X1	5330-599-4582	GASKET: VALVE COVER NUT	92679	628660		8	SEE GRP 0105				
X1	5330-424-7231	WASHER, NONMETALLIC: THERMOSTAT	92679	254753R1		2	SEE GRP 0506				
P 0	2815-606-9415	REPAIR KIT, ENGINE OVERHAUL: (INCLUDES COMPONENTS OF GASKET SET, STOCK NO. 2815-698-8301)	92679	257508R91		1	4	*	100		
X1	5330-424-7963	FELT STRIP: REAR, OIL SEAL, CRANKSHAFT, CRANKCASE	92679	259529R1		2	SEE GRP 0102				
X1		GASKET: OIL FILTER	92679	250767R2		1	SEE GRP 0108				
X1	2910-256-7013	GASKET: BRACKET, WATER TRAP	92679	51527DB		1	SEE GRP 0309				
X1	2805-176-7384	GASKET: BREATHER BAFFLE PLATE	92679	59481D		1	SEE GRP 0108				
X1	2910-424-7533	GASKET: CARBURETOR	92679	427690		1	SEE GRP 0301				
X1	5330-424-7214	GASKET: CRANKCASE FRONT COVER	92679	252041R1		1	SEE GRP 0105				
X1	2815-424-7213	GASKET: CRANKCASE FRONT PLATE	92679	252039R1		1	SEE GRP 0101				
X1	2815-391-4217	GASKET: CRANKCASE OIL SEAL RETAINER PLATE	92679	252034R1		1	SEE GRP 0101				
X1	2805-621-4164	GASKET: CRANKCASE REAR DUST SEAL	92679	461370		1	SEE GRP 0101				
X1	2815-383-4029	GASKET: CRANKSHAFT REAR OIL SEAL RETAINER	92679	259530R1		2	SEE GRP 0101				
X1	5330-245-5424	WASHER, NONMETALLIC: FILTER CASE	92679	13841D		2	SEE GRP 0108				
X1	5330-297-5087	GASKET: FLANGE, AIR CLEANER PIPE	92679	50529D		1	SEE GRP 0304				
X1	2910-512-3684	GASKET: FUEL PUMP GEAR COVER	92679	48143DB		1	SEE GRP 0105				
X1	2910-590-7818	GASKET: FUEL STRAINER BOWL, WATER TRAP	92679	260708R1		1	SEE GRP 0309				
X1	2910-355-3329	GASKET: FUEL STRAINER BOWL, WATER TRAP	92679	260708R1		1	SEE GRP 0309				
X1	2805-351-6523	GASKET: HOUSING, OIL SEAL, WATER PUMP	92679	257214R1		1	SEE GRP 0504				
X1	2910-347-4014	GASKET: INJECTION PUMP	92679	629390		1	SEE GRP 0302				
X1	2815-424-7172	GASKET: INTAKE MANIFOLD END PLATE	92679	250550R1		2	SEE GRP 0110				
X1		GASKET: LUBRICATING OIL FILTER BASE	92679	261959R1		1	SEE GRP 0108				
X1	2940-219-9264	GASKET: LUBRICATING OIL FILTER BYPASS VALVE HOUSING	92679	261629R1		1	SEE GRP 0108				
X1	2520-459-4989	GASKET: MAGNETO BRACKET	92679	254379R2		1	SEE GRP 0604				
X1	2815-705-9261	GASKET: COVER, OIL PUMP	92679	427890		1	SEE GRP 0108				
X1	5330-247-6895	WASHER, FLAT: NOZZLE VALVE (12)	92679	371480		18	SEE GRP 0301				
X1	2815-248-0995	GASKET: OIL FILLER BODY	92679	250886R2		1	SEE GRP 0108				
X1		GASKET: OIL PAN, CRANKCASE	92679	252036R32		1	SEE GRP 0108				
X1	2805-383-4030	GASKET: OIL SEAL RETAINER, CRANKSHAFT, REAR	92679	252032R2		1	SEE GRP 0101				
X1	2815-355-3381	GASKET: OIL TRANSFER COVER (1)	92679	253977R1		0					
X1	2815-424-7212	GASKET: PUSH ROD CHAMBER SIDE PLATE	92679	252022R1		2	SEE GRP 0105				
X1	2930-431-0689	GASKET: RADIATOR INLET AND OUTLET ELBOW	92679	252690R2		2	SEE GRP 0503				
X1	5310-297-1821	WASHER, FLAT: FUEL FILTER CASE (1)	92679	13839D		0					
X1	5310-297-1821	WASHER, FLAT: OIL FILTER CASE RETAINING BAR	92679	13839D		2	SEE GRP 0108				
X1	2930-585-9877	GASKET: WATER HEADER	92679	252029R1		2	SEE GRP 0101				
X1	2930-424-7208	GASKET: WATER PUMP COVER	92679	251719R1		1	SEE GRP 0504				
09X1	2930-424-7207	GASKET: WATER PUMP MTG	92679	251717R2		1	SEE GRP 0504				
X1	2910-607-7302	GASKET: FUEL INJECTION PUMP (1)	92679	46583DA		0					
X1	5330-360-3613	WASHER, NONMETALLIC: IDLER PULLEY, FAN BELT	92679	W16210		1	SEE GRP 0505				
X1	5330-173-1290	PACKING MATERIEL: REAR OIL SEAL	92679	25093DA		2	SEE GRP 0101				
X1	5310-209-1062	WASHER, FLAT: PRECOMBUSTION CHAMBER SHIM	92679	251042R1		12	SEE GRP 0301				
X1	5330-550-7317	PACKING, PREFORMED: NOZZLE BODY	92679	251044R1		6	SEE GRP 0301				
X1	5330-424-7174	WASHER, NONMETALLIC: NOZZLE FITTING	92679	250608R1		6	SEE GRP 0301				
09X2F	5306-268-5939	BOLT, MACHINE: ENGINE SUPPORT	92679	179934		4	*	*	*		
09X2F	5306-268-5940	BOLT, MACHINE: ENGINE SUPPORT	92679	179936		4	*	*	*		
X2F		SUPPORT, ENGINE, FRONT	92679	252599R1		1	*	*	*	1	36
X2F		SUPPORT, ENGINE, FRONT	92679	252674R11		1	*	*	*		
09X2F	5310-010-3325	WASHER, LOCK: ENGINE SUPPORT	92679	103325		8	*	*	*		
X20		EYE, LIFTING	92679	254268R1		1	*	*	*	3	39
09X20	5305-010-0174	SCREW, CAP, HEXAGON HEAD: LIFTING EYE MTG	92679	179910		2	*	*	*		
09X20	5310-010-3324	WASHER, LOCK: LIFTING EYE MTG	92679	103324		2	*	*	*		
		0101 - BLOCK, CYLINDER HEAD									
09X20	5306-018-1086	BOLT, MACHINE: PUMP PAD COVER	92679	179816		3	*	*	*		
09X20	5306-017-9814	BOLT, MACHINE: WATER HEADER	92679	179814		21	*	*	*		

SOURCE CODES	FEDERAL STOCK NUMBER	DESCRIPTION	MANUFACTURER'S CODE	MANUFACTURER'S PART NO.	UNIT OF ISSUE	QTY INCORPORATED IN UNIT	FIELD MAINTENANCE 15-DAY LEVEL 3RD ECH	FIELD MAINTENANCE 15-DAY LEVEL 4TH ECH	DEPOT MAINT 5TH ECH	ILLUSTRATIONS FIGURE NO.	ILLUSTRATIONS ITEM NO.
		PLATE, FUEL PUMP PAD	92679	252044R1		1	*	*	*		
X20	2815-314-4136	ENGINE BLOCK ASSEMBLY	92679	252119R97		1		*	*	1	35
X2MU		CRANKCASE ASSEMBLY	92679	252003R62		1		*	*		
X2MU	2815-355-3322	BEARING, SLEEVE: CAMSHAFT, FRONT	92679	252005R1		1	SEE GRP 0105			1	11
P1H	2815-355-3323	BEARING, SLEEVE: CAMSHAFT, INTERMEDIATE, No. 2	92679	252007R1		1	SEE GRP 0105				
P1H	2815-355-3324	BEARING, SLEEVE: CAMSHAFT, INTERMEDIATE, No.3	92679	252009R1		1	SEE GRP 0105				
P1H	2815-355-3325	BEARING, SLEEVE: CAMSHAFT, REAR	92679	252011R1		1	SEE GRP 0105				
P1H	2815-355-3326	BEARING, SLEEVE: CROSS-SHAFT	92679	50827D		2	SEE GRP 0109				
P1F	2920-540-7554	BOLT, MACHINE: CRANKCASE	92679	179814		1		*	*		
09X2H	5306-017-9814	STOPPER, BOTTLE	92679	104942		1	SEE GRP 9901				
10P1H	8125-423-8908	NUT, SLOTTED, HEXAGON: BEARING CAP	92679	252019R1		16		*	*	1	70
X2H	5310-266-0483	PIN, COTTER	92679	103386		16		*	*	2	21
09X2H	5315-010-3386	PIN, RETURN SPRING: CONTROL CROSS-SHAFT	92679	50826D		1		*	*	1	9
X2H	2815-424-7852	PIN, STRAIGHT, HEADLESS: CRANKCASE FRONT COVER	92679	52605D		2		*	*	1	59
X2H	5315-260-9620	PIN, STRAIGHT, HEADLESS: CRANKSHAFT CENTER BEARING CAP	92679	46052D		1		*	*	1	66
X2H	5315-132-8101	PIN, STRAIGHT, HEADLESS: REAR ENGINE SUPPORT	92679	25086DA		2		*	*		
X2H	5315-265-8494	PLUG, EXPANSION: CAMSHAFT REAR BEARING	92679	172593		1		*	*		
X2H	5340-058-7959	PLUG, EXPANSION: CRANKCASE	92679	257321R1		4		*	*	1	69
X2H	5340-054-1542	PLUG, EXPANSION: CRANKCASE	92679	172580		1		*	*		
X2H	5340-054-1412	PLUG, MACHINE THREAD: ENGINE CRANKCASE	92679	38028DM		1		*	*	1	85
X2H	4730-424-7422	PLUG, PIPE: CRANKCASE (GE)	92679	103865		1		*	*		
X2H	4730-288-8571	PLUG, PIPE: CRANKCASE OIL HEADER (GE)	92679	30397D		2		*	*		
X2H	4730-010-3874	PLUG, PIPE: CRANKCASE OIL HEADER	92679	50410DA		7		*	*	1	62
X2H	4730-278-3445	SCREW CAP, HEXAGON HEAD: TRANSFER COVER	92679	179841		4		*	*	1	63
09X2H	5305-017-9841	STUD, PLAIN: CAMSHAFT BEARING	92679	256056R1		16		*	*		
X2H		STUD, PLAIN: CROSS-SHAFT LATCH	92679	53643D		1		*	*	1	72
09X2H	5307-207-7376	STUD, PLAIN: CYLINDER HEAD	92679	254267R1		2	*	*	*	1	68
X2F		STUD, PLAIN: CYLINDER HEAD	92679	47981DA		18	*	*	*	1	17
X2F	5307-263-7284	STUD, PLAIN: CYLINDER HEAD	92679	52790D		6	*	*	*	1	12
X2F	5307-514-6762	STUD, PLAIN: CYLINDER HEAD	92679	2520120R1		4	*	*	*	1	15
X2F	5307-206-5456	STUD, PLAIN: REAR ENGINE SUPPORT	92679	49952D		9		*	*	1	16
09X2H	5307-384-8163	STUD, PLAIN: WATER PUMP	92679	37788DM		1		*	*		
X2H		STUD, PLAIN: WATER PUMP BODY	92679	32352D		3		*	*	1	64
X2H	5307-286-2424	TUBE, GUIDE: OIL LEVEL, BAYONET	92679	250887R1		1	SEE GRP 0108			1	67
X20		WASHER, FLAT: BEARING CAP STUD	92679	252018R1		16		*	*		
X2H	5310-262-4705	WASHER, LOCK: CRANKCASE	92679	115548		1		*	*	1	71
09X2H	5310-011-5548	WASHER, LOCK	92679	103321		4		*	*		
09X2H	5310-010-3321	CYLINDER SLEEVE AND PISTON SET	92679	251702R91		1					
X2H	2815-459-4958	CYLINDER SLEEVE AND PISTON ASSEMBLY	92679	251692R91		6		4	600		
P H	2815-431-0680	PIN, PISTON	92679	254957R1		6	SEE GRP 0104				
P H	2805-383-4100	PISTON	92679	251707R1		6	SEE GRP 0104				
X1		RING, RETAINING: PISTON PIN	92679	31194H		12	SEE GRP 0104				
P H	5340-598-1029	RING SET, PISTON: STD, DIESEL ENGINE				6	SEE GRP 0104				
P H	2815-555-6271	CYLINDER, SLEEVE	92679	8429DAR		6				2	5
X1	2815-777-6688	GASKET: CRANKCASE FRONT PLATE (COMPONENT OF REPAIR KIT, STOCK No. 2815-606-9415, SEE GRP 0100)	92679	252039R1		1				1	25
X1	2815-424-7213	GASKET: CRANKCASE OIL SEAL RETAINER PLATE (COMPONENT OF REPAIR KIT, STOCK No. 2815-606-9415, SEE GRP 0100)	92679	252034R1		1				1	76
X1	2815-391-4217	GASKET: CRANKCASE REAR DUST SEAL (COMPONENT OF REPAIR KIT, STOCK No. 2815-606-9415, SEE GROUP 0100) (CAN BE MANUFACTURED FROM PAPER, STOCK No.5330-233-5847)	92679	46137D		1				1	73
X1	2805-621-4164	GASKET: CYLINDER HEAD (COMPONENT OF REPAIR KIT, STOCK No. 2815-606-9415 AND GASKET SET, STOCK No. 2815-698-8301, SEE GROUP 0100)	92679	252575R1		2				3	41
X1	2815-319-7003	GASKET: WATER HEADER (COMPONENT OF REPAIR KIT, STOCK No. 2815-606-9415, SEE GROUP 0100)	92679	252029R1		2				1	13
X1	2930-585-9877	HEAD ASSEMBLY, CYLINDER, FRONT	92679	252571R21		1	*	*	2	3	43
P1FR	2815-459-4964	GUIDE, VALVE: INTAKE-EXHAUST, CYLINDER HEAD	92679	6608DR		12	SEE GRP 0105				
P F	2815-424-8538	GUIDE, VALVE: STARTING, CYLINDER HEAD	92679	8744DR		6	SEE GRP 0109				
P1F	2815-424-8666	PLUG, EXPANSION: CYLINDER HEAD	92679	257695R1		8	*	*	*		
X2F	5340-054-1412	PLUG, PIPE: CYLINDER HEAD (GE)	92679	103875		6	*	*	*		
X2F	4730-010-3875	PLUG, PIPE: CYLINDER HEAD	92679	103884		6	*	*	*		
X2F	4730-010-3884	PLUG, PIPE (GE)	92679	103874		2	*	*	*		
X2F	4730-263-3120	SEAL, PLAIN ENCASED: STARTING VALVE SHAFT	92679	42746D		2	SEE GRP 0109				
P F	5330-246-4060	STUD, PLAIN: EXHAUST MANIFOLD	92679	250450R1		16	*	*	*	3	59
X2F	5307-024-2814	STUD, PLAIN: INJECTION NOZZLE	92679	251064R1		12	*	*	*	3	42
X2F	5307-286-2433	STUD, PLAIN: VALVE COVER	92679	252589R1		6	*	*	*	3	57
X2F	5307-266-4572	STUD, PLAIN: VALVE BRACKET	92679	46200D		4	*	*	*	3	58
X2F	5307-206-5455										

SMR CODES	FEDERAL STOCK NUMBER	DESCRIPTION	MANUFACTURER'S CODE	MANUFACTURER'S PART NO.	UNIT OF ISSUE	QTY INCORPORATED IN UNIT	GUIDE QUANTITIES PER 100 EQUIPMENTS: FIELD MAINTENANCE 15-DAY LEVEL 3RD ECH	FIELD MAINTENANCE 15-DAY LEVEL 4TH ECH	DEPOT MAINT 5TH ECH	ILLUSTRATIONS: FIGURE NO.	ILLUSTRATIONS: ITEM NO.
X2F	5307-286-2431	STUD, PLAIN: VALVE LEVER BRACKET	92679	258854R1		8	*	*	*	3	45
09X2F	5307-010-3196	STUD, PLAIN: VALVE LEVER BRACKET	92679	32445D		2	*	*	*	3	44
X2F	5307-638-7564	STUD, PLAIN: WATER OUTLET	92679	4163D		6	*	*	*		
P1FR	2815-355-3337	HEAD ASSEMBLY, CYLINDER, REAR (COMPONENTS SAME AS HEAD ASSEMBLY, STOCK NO. (92679) 252571R21)	92679	252572R1		1	*	*	2	3	40
P F	5330-371-7309	LOCKPLATE, FRONT PLATE BOLT	92679	46250D		3	2	*	300	1	27
P F	2815-509-2162	LOCKPLATE, FRONT PLATE BOLT	92679	46251D		3	2	*	300	1	60
X20		MANIFOLD AND COVER, WATER	92679	252026R92		2	*	*	*	1	14
X2F	5310-268-7085	NUT, PLAIN, HEXAGON: CYLINDER HEAD STUD	92679	32888D		30	*	*	*		
09X20	5310-266-0386	NUT, PLAIN, HEXAGON: WATER HEADER STUD	92679	220065		3	*	*	*		
X2F	5310-058-5810	NUT, PLAIN, WING	92679	350517R1		1	*	*	*		
X2H	5315-266-4683	PIN, STRAIGHT, HEADLESS: BEARING DOWEL	92679	250914R1		2		*	*	1	61
X2H	2805-358-3677	PLATE, DUST SEAL, CRANKSHAFT: REAR	92679	461236D		1		*	*	1	74
X2H		PLATE, CRANKCASE, FRONT	92679	252040R11		1		*	*	1	26
X2F		PLATE, RETAINING, CRANKSHAFT OIL SEAL	92679	252033R1		1	*	*	*	1	77
X20	5340-058-7959	PLUG, EXPANSION: CRANKCASE	92679	261317R1		4	*	*	*		
X1	5330-173-1290	PACKING MATERIEL: REAR OIL SEAL (COMPONENT OF REPAIR KIT, STOCK NO. 2815-606-9415, SEE GROUP 0100)	92679	25093DA		2				1	78
X2F	2815-507-6594	RETAINER ASSEMBLY, OIL SEAL: REAR	92679	252207R91		1					
X1	5330-424-7693	FELT, STRIP: REAR OIL SEAL, CRANKSHAFT	92679	47697DB		2	SEE GRP 0102				
X1	2815-383-4029	GASKET: CRANKSHAFT REAR OIL SEAL RETAINER (COMPONENT OF REPAIR KIT, STOCK NO. 2815-606-9415, SEE GROUP 0100)	92679	259530R1		2				1	80
X2F	2805-358-3434	RETAINER, PACKING: LOWER, CYLINDER BLOCK				1	*	*	*	1	75
X2F	2805-176-7592	RETAINER, OIL SEAL: REAR, UPPER, CRANKSHAFT	92679	252030R1		1	*	*	*	1	81
X2F	2805-358-3434	RETAINER, PACKING: REAR OIL SEAL	92679	252031R1		2	*	*	*	1	79
09X2F	5320-297-0621	RIVET, SOLID: CRANKCASE FRONT PLATE	92679	104066		3	*	*	*		
09X2F	5305-017-9838	SCREW, CAP, HEXAGON HEAD: CRANKCASE FRONT COVER	92679	179839		7	*	*	*		
09X2F	5305-017-9843	SCREW, CAP, HEXAGON HEAD: CRANKSHAFT SEAL RETAINER	92679	179843		8	*	*	*		
09X2H	5306-362-0737	BOLT, MACHINE: DUST SEAL	92679	179837		3		*	*		
09X2F	5305-018-6282	SCREW, CAP, HEXAGON HEAD: REAR SEAL	92679	186282		2	*	*	*		
X20	2815-395-4797	SPACER, CYLINDER HEAD STUD	92679	258424R1		2	*	*	*		
X20	4820-174-0339	COCK, DRAIN	79470	230		1	*	*	*	1	10
09X2F	5310-010-3341	WASHER, FLAT	92679	Q1597		10	*	*	*		
09X20	5310-264-1941	WASHER, FLAT: WATER HEADER CAPSCREW	92679	28950D		24	*	*	*		
X20	5310-010-3320	WASHER, LOCK	92679	103320		3	*	*	*		
X20	5310-010-3321	WASHER, LOCK	92679	103321		17	*	*	*		
X1	2805-383-4030	GASKET: OIL SEAL RETAINER, CRANKSHAFT, REAR (COMPONENT OF REPAIR KIT, STOCK NO. 2815-606-9415, SEE GROUP 0100)	92679	252032R2		1				1	82
		0102 - CRANKSHAFT									
P1H	2815-355-3498	BEARING, SLEEVE: CRANKSHAFT, CENTER	92679	258898R31		1		*	400	2	23
P H	2815-431-0712	BEARING SET, SLEEVE: CRANKSHAFT	92679	256109R94		6		*	600	2	22
P1HT	2815-355-3526	CRANKSHAFT: W/GEAR, NUT AND PIN	92679	260068R21		1		*	3	2	31
X2H		DEFLECTOR, DIRT AND LIQUID	92679	260072R1		1		*	*	2	13
X1	5330-424-7693	FELT, STRIP: REAR OIL SEAL, CRANKSHAFT, CRANKCASE (COMPONENT OF REPAIR KIT, STOCK NO. 2815-606-9415, SEE GROUP 0100)	92679	47697DB		2					
09X2H	5315-012-4554	KEY, WOODRUFF	92679	117977		1		*	*		
X2F	5315-044-3677	KEY, WOODRUFF: FAN DRIVE PULLEY	92679	38260D		2	*	*	*	2	12
X2F		NUT, CRANKSHAFT STARTING	92679	260074R1		1	*	*	*	2	17
X2H	5310-720-8439	NUT, SELF-LOCKING, HEXAGON: CRANKSHAFT GEAR	92679	260229R1		1		*	*		
X2F	5315-297-1764	PIN, STRAIGHT, HEADED: FLYWHEEL DOWEL	92679	250754R1		2	*	*	*	2	26
X2F	2815-715-6903	PULLEY, ASSEMBLY, CRANKSHAFT: FAN DRIVE	92679	260075R91		1	*	*	*	2	15
X2F		DAMPER, VIBRATION	92679	252590R91		1	*	*	*	2	14
X2F	5315-424-7686	PIN, STRAIGHT, HEADLESS: FAN DRIVE BELT	92679	47490D		2	*	*	*		
X2F	5315-132-8101	PIN, STRAIGHT, HEADLESS: LOCATING VIBRATION DAMPER	92679	46052D		1	*	*	*	2	20
09X2F	5305-017-9841	SCREW, CAP, HEXAGON HEAD: FAN DRIVE PULLEY	92679	179841		6	*	*	*		
P F	5330-291-9085	SEAL, PLAIN ENCASED: CRANKSHAFT FRONT	92679	258511R91		1	2	*	100	1	37
X2F	2815-885-3216	WASHER, GEAR NUT: STARTING JAW	92679	260076R1		1	*	*	*	2	16
X2F	5310-010-3321	WASHER, LOCK	92679	103321		6	*	*	*		
		0103 - FLYWHEEL ASSEMBLY									
X20		COVER, FLANGE	92679	252601R1		1	*	*	*	1	3
09X20	5306-017-9812	BOLT, MACHINE: FLYWHEEL HOUSING	92679	179812		2	*	*	*		
X2F		FITTING, LUBRICATION: PILOT BEARING	92679	33794D		1	*	*	*	2	24
X2F	2815-424-7175	COVER, ACCESS, FLYWHEEL TIMING MARK	92679	25063DA		1	*	*	*	1	2
X2FR		FLYWHEEL, CRANKSHAFT	92679	256172R31		1	*	*	*	2	29
10P1F	8125-423-8908	STOPPER BOTTLE: BALANCE HOLE	92679	104942		1	SEE GRP 9901				
P1F	2815-424-7290	GEAR, SPUR: PLAIN	92679	31208H		1	*	*	3	2	30

MATERIEL	SOURCE	MAINT	RECOVERABILITY	FEDERAL STOCK NUMBER	DESCRIPTION	MANUFACTURER'S CODE	MANUFACTURER'S PART NO.	UNIT OF	GT INCORPORATED IN USE	FIELD MAINTENANCE 15-DAY LEVEL 3RD ECH	FIELD MAINTENANCE 15-DAY LEVEL 4TH ECH	DEPOT MAINT 5TH ECH	FIGURE NO.	ITEM NO.
X2F				5315-424-7312	PIN, STRAIGHT, HEADLESS: FLYWHEEL	92679	32331D		1	*	*	*	2	25
X2F				4730-278-3022	PLUG, PIPE: FLYWHEEL	92679	103883		1	*	*	*		
X2F				5306-298-8670	BOLT, MACHINE: STUBSHAFT	92679	57916DA		6	*	*	*		
X2F					HOUSING, FLYWHEEL	92679	252600R2		1	*	*	*	2	27
P F				2815-718-5257	LOCK, FLYWHEEL BOLT	92679	24943DA		3	2	*	300	1	1
09X2F				5310-265-9219	NUT, PLAIN, HEXAGON: FLYWHEEL HOUSING	92679	103030		9	*	*	*	2	28
09X2F				5305-017-9929	SCREW, CAP, HEXAGON HEAD: FLYWHEEL HOUSING	92679	179929		2	*	*	*		
09X2F				5310-010-3320	WASHER, LOCK: FLYWHEEL HOUSING CAPSCREW	92679	103320		2	*	*	*		
09X2F				5310-010-3325	WASHER, LOCK: FLYWHEEL HOUSING	92679	103325		11	*	*	*		
					0104 - PISTONS, CONNECTING RODS									
P H				2815-424-7206	BEARING, HALF SLEEVE: CONNECTING ROD	92679	251684R21		6		5	600	2	10
P H				2805-383-4100	PIN, PISTON (COMPONENT OF CYLINER SLEEVE AND PISTON ASSEMBLY, STOCK NO. 2815-431-0680, SEE GROUP 0101)	92679	254957R1		6		5	*	2	34
X1					PISTON (COMPONENT OF CYLINDER SLEEVE AND PISTON ASSEMBLY, STOCK NO. 2815-431-0680, SEE GROUP 0101)	92679	251707R1		6				2	6
P H				5340-598-1029	RING RETAINING: PISTON PIN (COMPONENT OF CYLINDER SLEEVE AND PISTON ASSEMBLY, STOCK NO. 2815-431-0680, SEE GROUP 0101)	92679	31194H		12		9	*	2	33
P H				2815-555-6271	RING SET, PISTON: STD, DIESEL ENGINE (COMPONENT OF CYLINDER SLEEVE AND PISTON ASSEMBLY, STOCK NO. 2815-431-0680, SEE GROUP 0101)				6		9	*		
X1				2815-384-9368	RING, PISTON: COMPRESSION, INTERMEDIATE	92679	50956D		6				2	2
X1				2815-384-9369	RING, PISTON: COMPRESSION, LOWER	92679	50955D		6				2	3
X1				2815-384-9370	RING, PISTON: COMPRESSION, TOP	92679	50954D		6				2	1
X1				2815-384-9371	RING, PISTON: OIL REGULATING	92679	47953D		12				2	4
PHT				5306-431-0679	ROD, CONNECTING	92679	251674R11		6		2	12		
P H				2815-681-9348	BEARING, SLEEVE: PISTON PIN	92679	47640DR		6		5	600	2	7
X2H				5306-355-3309	BOLT, MACHINE: CONNECTING ROD, DIESEL ENGINE	92679	251683R2		24		*	*	2	9
X2H				5310-269-6275	NUT, SLOTTED, HEXAGON: CONNECTING ROD BOLT	92679	1832YA		24		*	*	2	32
09X2H				5315-010-3374	PIN, COTTER: CONNECTING ROD BOLT NUT	92679	108629		24		*	*		
X1				5306-431-0679	ROD, CONNECTING	92679	251674R11		6				2	8
					0105 - VALVES, CAMSHAFTS AND TIMING SYSTEM									
P F				2815-424-8538	GUIDE, VALVE: INTAKE-EXHAUST, CYLINDER HEAD	92679	6608DR		12	9	*	300	3	47
P F				2805-355-3683	RETAINER, VALVE SPRING SEAT	92679	48057D		24	18	*	240	3	50
P F				2805-424-7703	SEAT, VALVE SPRING: INTAKE-EXHAUST	92679	48056DA		12	4	*	60	3	49
P F				2815-593-2787	SPRING, HELICAL, COMPRESSION: VALVE	92679	61808D		12	18	*	300	3	48
P F				2815-424-7216	VALVE, POPPET, ENGINE: EXHAUST	92679	252593R3		6	9	*	150	3	46
P F				2815-528-6402	VALVE, POPPET, ENGINE: INTAKE	92679	48053DC		6	5	*	90		
X2F					BRACKET, ROCKER ARM: CENTER	92679	252602R1		2	*	*	*	3	31
X2F				2815-424-8624	BRACKET, ROCKER ARM: END	92679	8110D		2	*	*	*	3	12
X2F					LEVER, ROCKER ARM: INNER, INTERMEDIATE, LOWER HALF	92679	252604R1		2	*	*	*	3	29
X2F					BRACKET, ROCKER ARM: INTERMEDIATE, UPPER HALF	92679	8111DA		4	*	*	*	3	28
X20					BRACKET, ROCKER ARM: OUTER, INTERMEDIATE, LOWER HALF	92679	8104D		2	*	*	*	3	27
X20					COVER, ACCESS, VALVE CHAMBER	92679	252611R11		2	*	*	*	3	10
X20					COVER, PUSH ROD CHAMBER: FRONT	92679	252021R1		1	*	*	*	1	23
X1				2815-424-7212	COVER, PUSH ROD CHAMBER: REAR	92679	252023R1		1	*	*	*	1	58
X1				2815-252-3952	GASKET: PUSH ROD CHAMBER SIDE PLATE (COMPONENT OF REPAIR KIT, STOCK No. 2815-606-9415, SEE GROUP 0100)	92679	252022R1		2				1	24
X1				5330-599-4582	GASKET: VALVE COVER (COMPONENT OF REPAIR KIT, STOCK No. 2815-606-9415 AND GASKET SET, STOCK No. 2815-698-8301, SEE GROUP 0100)	92679	252621R1		2				3	11
					GASKET: VALVE COVER NUT (COMPONENT OF REPAIR KIT, STOCK No. 2815-606-9415 AND GASKET SET, STOCK No. 2815-698-8301, SEE GROUP 0100)	92679	62866D		8				1	48
P F				2815-424-7863	LIFTER, VALVE	92679	50951D		12	4	*	60	1	22
09X2F				5310-011-4502	NUT, PLAIN, HEXAGON: VALVE LEVER BRACKET	92679	218437		2	*	*	*		
09X2F				5310-265-9215	NUT, PLAIN, HEXAGON: VALVE LEVER	92679	103026		20	*	*	*		
X2F				5340-276-5845	PLUG, EXPANSION: VALVE LEVER BRACKET	92679	172530		4	*	*	*	3	25
P1F				2805-173-0677	ROCKER ARM, VALVE: EXHAUST, RH (COMPONENTS SAME AS ROCKER ARM, STOCK No. 2805-173-0678)	92679	46224DAXA		3	*	*	15	3	13
P1F				2815-173-0678										
P F				3120-368-5641	ROCKER ARM, VALVE: EXHAUST LH	92679	46223DAXA		3	*	*	15	3	16
					BEARING, SLEEVE ROCKER ARM	92679	46225DA		12	9	*	1200	3	22

SOURCE CODES	FEDERAL STOCK NUMBER	DESCRIPTION	MANUFACTURER'S CODE	MANUFACTURER'S PART NO.	UNIT OF ISSUE	QTY INCORPORATED IN UNIT	GUIDE QUANTITIES PER 100 EQUIPMENTS: FIELD MAINTENANCE 15-DAY LEVEL 3RD ECH	FIELD MAINTENANCE 15-DAY LEVEL 4TH ECH	DEPOT MAINT 5TH ECH	ILLUSTRATIONS: FIGURE NO.	ILLUSTRATIONS: ITEM NO.
X2F	5310-600-6850	NUT, PLAIN, HEXAGON: VALVE LEVER ADJUSTING	92679	38763H		12	*	*	*	3	18
09X2F	5305-356-4117	SETSCREW: ROCKER ARM ADJUSTING	92679	160670		12	*	*	*	3	17
P1F	2805-383-3995	ROCKER ARM, VALVE: RH, INTAKE (COMPONENTS SAME AS ROCKER ARM, STOCK NO. 2805-173-0678)	92679	46222DAXA		3	*	*	15	3	15
P1F	2805-390-9378	ROCKER ARM, ASSEMBLY, VALVE: LH, INTAKE (COMPONENTS SAME AS ROCKER ARM, STOCK NO. 2805-173-0678)	92679	46221DAXA		3	*	*	15	3	14
P F	2815-608-1698	PUSH ROD ASSEMBLY: VALVE	92679	47933DXA		12	4	*	60	1	19
09X2F	5305-017-9835	SCREW, CAP, HEXAGON HEAD: VALVE TAPPET STOP	92679	179835		4	*	*	*	1	21
09X20	5305-017-9845	SCREW, CAP, HEXAGON HEAD: PUSH ROD SIDE PLATE	92679	179845		8	*	*	*	1	86
09X2F	5305-010-2719	SETSCREW: VALVE LEVER BRACKET	92679	102719		2	*	*	*		
P1F	2815-336-6103	SHAFT, ROCKER ARM	92679	252596R11		2	*	*	50	3	20
P1F	5340-598-1113	RING, RETAINING	92679	49950D		4	*	*	40	3	24
X2F		SPACER, VALVE LEVER: LONG	92679	252598R1		4	*	*	*	3	23
X2F		SPACER, VALVE LEVER: SHORT	92679	252597R1		6	*	*	*	3	19
P F	2805-598-6743	SPRING, HELICAL, COMPRESSION: VALVE LEVER	92679	160450		6	4	*	60	3	21
X2F	2815-393-7440	STOP, VALVE LIFTER: CRANKCASE	92679	252020R1		2	*	*	*	1	20
09X2F	5310-010-3321	WASHER, LOCK: VALVE LEVER BRACKET	92679	103321		10	*	*	*		
P O	5330-599-4582	GASKET: ROCKER ARM COVER STUD	92679	62866D		6	14	*	600	3	1
P1H	2815-355-3323	BEARING, SLEEVE: CAMSHAFT, FRONT	92679	252005R1		1		*	25	1	42
P1H	2815-355-3325	BEARING, SLEEVE: CAMSHAFT, INTERMEDIATE, No.3	92679	252009R1		1		*	25	1	45
P1H	2815-355-3324	BEARING, SLEEVE: CAMSHAFT, INTERMEDIATE, No.2	92679	252007R1		1		*	25	1	43
P1H	2815-355-3326	BEARING, SLEEVE: CAMSHAFT, REAR	92679	252011R1		1		*	25	1	47
P1H	2815-733-1656	CAMSHAFT, ENGINE	92679	251669R3		1		*	3	1	44
09X2H	5315-012-4557	KEY, WOODRUFF: CAMSHAFT	92679	124557		1		*	*	1	41
X2H	5310-214-2797	NUT, PLAIN, HEXAGON: CAMSHAFT GEAR RETAINING	92679	255630R1		1		*	*	1	38
P1H	2815-393-7436	PLATE, THRUST, CAMSHAFT: CRANKCASE	92679	250683R1		1		*	10	1	40
09X2H	5305-577-5462	SCREW, CAP, HEXAGON HEAD: CAMSHAFT THRUST PLATE	92679	179839		2		*	*		
09X2H	5310-010-3320	WASHER, LOCK: BALANCE WEIGHT	92679	103320		2		*	*		
09X2F	5306-042-5474	BOLT, ASSEMBLED WASHER	92679	425474		3	*	*	*		
09X2F	5306-017-9812	BOLT, MACHINE: PUMP GEAR COVER	92679	179812		6	*	*	*		
X2F	5305-206-1111	SCREW, CAP, HEXAGON HEAD: IDLER GEAR SHAFT	92679	192359		2	*	*	*		
09X2F	5306-018-1086	BOLT, MACHINE: PUMP PAD COVER	92679	179816		3	*	*	*		
X20	2815-424-7707	COVER, FUEL PUMP GEAR	92679	48142D		1	*	*	*	1	34
X20		PLATE, PUMP ROD	92679	252044R91		1	*	*	*		
X2F		COVER, TIMING GEAR	92679	252043R12		1	*	*	*		
X2F		COVER, CRANKCASE: FRONT	92679	252043R11		1	*	*	*	1	32
X2F	2815-203-7104	DEFLECTOR, DIRT AND LIQUID: CRANKSHAFT FRONT	92679	46129D		1	*	*	*	1	46
X2F	5340-276-5834	PLUG, EXPANSION: CRANKCASE FRONT COVER	92679	172558		1	*	*	*		
X2F		POINTER, TIMING	92679	260119R1		1	*	*	*	1	87
P F	5330-291-9085	SEAL, PLAIN ENCASED: CRANKSHAFT FRONT	92679	258511R91		1	SEE GRP 0102				
X1	5330-424-7214	GASKET: CRANKCASE FRONT COVER (COMPONENT OF REPAIR KIT, STOCK NO. 2815-606-9415, SEE GROUP 0100)	92679	252041R1		1				1	31
X1	2910-512-3684	GASKET: FUEL PUMP GEAR COVER (COMPONENT OF REPAIR KIT, STOCK NO. 2815-606-9415, SEE GROUP 0100)	92679	48143DB		1				1	33
P1H	2815-379-0139	GEAR, HELICAL: CAMSHAFT	92679	259433R1		1		*	5	1	39
P1H	2815-274-2870	GEAR, HELICAL: CRANKSHAFT	92679	260071R1		1	*	5	3	2	11
P1F	2910-424-8625	GEAR, HELICAL: FUEL INJECTION PUMP	92679	8146DB		1	*	*	5		
P1F	2815-249-9923	GEAR, HELICAL: SINGLE TOOTH, MAGNETO DRIVE	92679	252637R2		1	*	*	5		
P1F	2920-736-0151	GEAR, HELICAL: IDLER	92679	250764R21		1	*	*	5	23	14
P1H	2815-431-0684	GEAR, HELICAL: TIMING, IDLER	92679	252037R92		1		*	5	1	28
P1F	2815-661-5501	BEARING, SLEEVE: IDLER GEAR	92679	258557R1		1	*	*	50		
X2H	2910-431-0947	INDICATOR, TIMING, FUEL PUMP	92679	46584D		1		*	*		
P1F	2815-339-6097	LOCKPLATE, IDLER GEAR: TIMING	92679	250901R1		1	*	*	100	1	30
09X2F	5305-577-5462	SCREW, CAP, HEXAGON HEAD: CRANKCASE COVER	92679	179839		3	*	*	*		
09X2F	5305-017-9842	SCREW, CAP, HEXAGON HEAD: CRANKCASE COVER	92679	179842		9	*	*	*		
P1F	2815-431-0665	SHAFT, IDLER, TIMING GEAR	92679	250900R1		1	*	*	5	1	29
X2F	5310-264-1941	WASHER, FLAT: FUEL PUMP GEAR COVER STUD	92679	28950D		6	*	*	*		
09X2F	5310-010-3321	WASHER, LOCK: CRANKCASE COVER STUD	92679	103321		12	*	*	*		
09X2F	5310-010-3320	WASHER, LOCK: PUMP GEAR COVER STUD	92679	103320		9	*	*	*		
X2F	4730-278-3445	PLUG, PIPE: GEAR SHAFT (GE)	92679	50410DA		2	*	*	*	23	15
P1F	2815-249-9923	GEAR, HELICAL: MAGNETO DRIVE	92679	252637R2		1	*	*	5	23	19
X2F	5310-265-9273	NUT, PLAIN, HEXAGON: MAGNETO DRIVE GEAR	92679	254227R1		1	*	*	*	23	17
X2F	5310-262-4837	WASHER, FLAT: MAGNETO GEAR	92679	45003D		1	*	*	*	23	18
P1F	2815-355-3251	SHAFT, IDLER GEAR	92679	250765R11		1	*	*	5	23	16
		0108 - ENGINE LUBRICATION SYSTEM									
M F		LOCKWIRE: OIL PUMP MANUFACTURE FROM:				1					
P F	9505-198-9105	WIRE, STEEL, CARBON (10 IN. REQUIRED)			FT		SEE GRP 9501				
X2F	4730-263-3120	PLUG, PIPE: OIL PUMP BODY (GE)	92679	103874		1	*	*	*		
P1FR	2815-330-4780	PUMP ASSEMBLY, OIL	92679	254455R91		1	*	*	5		

SOURCE CODES	FEDERAL STOCK NUMBER	DESCRIPTION	MANUFACTURER'S CODE	MANUFACTURER'S PART NO.	UNIT OF ISSUE	QTY INCORPORATED IN UNIT	GUIDE QUANTITIES PER 100 EQUIPMENTS: FIELD MAINTENANCE 15-DAY LEVEL 3RD ECH	FIELD MAINTENANCE 15-DAY LEVEL 4TH ECH	DEPOT MAINT 5TH ECH	ILLUSTRATIONS: FIGURE NO.	ITEM NO.
X1		BODY ASSEMBLY, COMPLETE	92679	254454R91		1					
X1	2815-431-0700	BODY, OIL PUMP	92679	254453R11		1				4	2
X1	4730-263-3120	PLUG, PIPE: OIL PUMP BODY (GE)	92679	103874		1					
P1F	2815-431-0700	SHAFT, IDLER GEAR	92679	254290R1		1	*	*	25		
P F	2815-141-8918	GEAR, SPUR	92679	50335DA		1	SEE GRP 9501			4	8
P F	2815-141-8918	GEAR, SPUR: IDLER, LUBRICATING OIL PUMP	92679	50336DA		1	SEE GRP 9501			4	5
P1F	2815-349-5141	GEAR, HELICAL: LUBRICATING OIL PUMP DRIVE	92679	46054DA		1	*	*	25	4	1
09X2F	5315-010-3906	KEY, WOODRUFF: PUMP BODY GEAR	92679	103906		2	*	*	*	4	4
X2F		SHAFT, DRIVE	92679	250097R21		1	*	*	*	4	6
X2F	5315-424-7974	PIN, STRAIGHT, HEADLESS: PINION DRIVE	92679	5312T#3		1	*	*	*	4	3
X2F	5315-424-7311	PIN, STRAIGHT, HEADLESS: PUMP BODY GEAR	92679	323190		1	*	*	*	4	7
X2F		COVER: OIL PUMP	92679	254458R1		1	*	*	*	4	13
X1	2815-705-9261	GASKET: COVER, OIL PUMP (COMPONENT OF REPAIR KIT, STOCK NO. 2815-606-9415, SEE GROUP 0100)	92679	427890		1				4	11
X2F	5315-010-3387	PIN, COTTER: PUMP SCREEN	92679	103387		1	*	*	*		
X2F	5315-263-8136	PIN, STRAIGHT, HEADLESS: BODY GEAR PIN	92679	260717R1		1	*	*	*		
09X2F	5305-577-5462	SCREW, CAP, HEXAGON HEAD: PUMP COVER	92679	179839		4	*	*	*		
09X2F	5305-017-9850	SCREW, CAP, HEXAGON HEAD: PUMP COVER	92679	179850		1	*	*	*		
P1F	2815-664-5628	SPRING, HELICAL, COMPRESSION: REGULATING VALVE, OIL PRESSURE				1	*	*	25	4	10
P1F	2805-201-1630	SPRING, HELICAL, COMPRESSION: SAFETY VALVE	92679	261960R1		1	*	*	25		
X2F	2815-355-3481	STRAINER, OIL	92679	257943R91		1	*	*	*	4	12
P1F	2940-371-7264	VALVE, OIL PRESSURE REGULATING: OIL FILTER	92679	258417R2		1	*	*	25	4	9
X2F	5310-010-3321	WASHER, LOCK: PUMP COVER SCREW	92679	103321		5	*	*	*		
X2F	5306-424-7069	BOLT, MACHINE: PUMP MTG	92679	10961D		2	*	*	*		
X2F	5310-010-3323	WASHER, LOCK: PUMP MTG SCREW	92679	103323		2	*	*	*		
M F		WIRE, LOCK	92679	68252D		1					
P F	9505-198-9105	MANUFACTURE FROM: WIRE, STEEL, CARBON (10 IN. REQUIRED)			FT		SEE GRP 9501				
X20		FILTER, FLUID, PRESSURE: OIL	92679	261957R95		1	*	*	*		
X20	4730-273-4256	ADAPTER, STRAIGHT, PIPE TO TUBE: OIL FILTER INLET PIPE (GE)	92679	261632R2		1	*	*	*	5	16
X20		BASE, OIL FILTER	92679	261958R11		1	*	*	*	5	20
X20	4730-263-3120	PLUG, PIPE: FILTER BASE (GE)	92679	103874		1	*	*	*		
X20	4730-010-3867	PLUG, PIPE: OIL FILTER	92679	103867		1	*	*	*		
X20		BODY ASSEMBLY, OIL FILTER	92679	261833R11		2	*	*	*	5	9
P O	5330-190-4211	GASKET: OIL FILTER CASE DRAIN PLUG	92679	105453		2	5	*	200		
X20	4730-203-3624	PLUG, MACHINE THREAD: DRAIN, OIL FILTER	92679	445084		2	*	*	*		
X20		COVER, OIL FILTER	92679	260620R11		2	*	*	*		
X20		COVER, OIL FILTER	92679	260620R1		2	*	*	*		
P O	2940-202-2470	WASHER, FLAT: FILTER CASE COVER	92679	261624R1		2	*	*	*	5	4
X20	2940-573-6677	NUT, PLAIN, ROUND: COVER RETAINING	92679	261621R11		2	5	*	200	5	2
X20	5340-424-7732	RING, RETAINING: COVER NUT	92679	48512D		2	*	*	*	5	1
P O	2940-377-5545	FILTER ELEMENT, FLUID PRESSURE: OIL	92679	262146R91		2	*	*	*	5	3
P O	5330-291-4647	WASHER, NONMETALLIC: FILTER CASE	92679	261626R2		2	300	*	200	5	6
P O	2940-355-3569	GASKET: CASE, LUBRICATING OIL FILTER	92679	261836R1		2	15	*	*	5	5
09P O	5330-190-4217	GASKET: OIL PRESSURE REGULATING VALVE	92679	115449		2	5	*	200	5	19
P O	2940-248-0993	GASKET: STANDPIPE	92679	261835R1		1	2	*	100	5	24
09X20	5310-021-8445	NUT, PLAIN, HEXAGON: OIL FILTER STUD	92679	218445		2	5	*	200	5	8
X20	5310-355-3565	NUT, RETAINER, REGULATING VALVE	92679	261613R1		2	*	*	*		
09X20	5305-042-1015	SCREW, ASSEMBLED WASHER: OIL FILTER CASE	92679	423355		1	*	*	*	5	25
X20	2410-658-3963	STANDPIPE, OIL FILTER ELEMENT	92679	261830R12		6	*	*	*		
X20	5307-374-9200	STUD, PLAIN: OIL FILTER, LUBRICATING	92679	261614R11		2	*	*	*		
P10	2940-582-7274	SPRING, HELICAL, COMPRESSION: OIL PRESSURE REGULATING VALVE	92679	261612R1		2	*	*	*	5	7
P10	2815-371-7272	VALVE, REGULATING, OIL PRESSURE: LUBRICATING OIL FILTER	92679	261611R1		1	*	*	10	5	10
P O	2940-202-2475	GASKET: BYPASS VALVE NUT	92679	28781D		1	*	*	5	5	23
X1	5330-245-5424	WASHER, NONMETALLIC: FILTER CASE (COMPONENT OF REPAIR KIT, STOCK NO. 2815-606-9415, SEE GROUP 0100)	92679	13841D		1	2	*	100	5	22
X1	2940-219-9264	GASKET: LUBRICATING OIL FILTER BYPASS VALVE HOUSING (COMPONENT OF REPAIR KIT, STOCK NO. 2815-606-9415, SEE GROUP 0100)	92679	261629R1		2				5	12
X1		GASKET: LUBRICATING OIL FILTER BASE (COMPONENT OF REPAIR KIT, STOCK NO. 2815-606-9415, SEE GROUP 0100)	92679	261959R1		1				5	21
X1		GASKET: OIL FILTER (COMPONENT OF REPAIR KIT, STOCK NO. 2815-606-9415, SEE GROUP 0100)	92679	250767R2		1				5	18
X1	5310-297-1821	WASHER, FLAT: OIL FILTER CASE RETAINING BAR (COMPONENT OF REPAIR KIT, STOCK NO. 2815-606-9415, SEE GROUP 0100)	92679	13839D		1					
X20		HOUSING, BYPASS VALVE	92679	261628R1		2					
09X20	5310-021-8445	NUT, PLAIN, HEXAGON: OIL FILTER STUD	92679	218445		1	*	*	*	5	15
X20	4730-424-7879	PLUG, MACHINE THREAD: OIL PRESSURE REGULATING VALVE	92679	51205D		2	*	*	*		
						1	*	*	*	5	11

SOURCE CODES	FEDERAL STOCK NUMBER	DESCRIPTION	MANUFACTURER'S CODE	MANUFACTURER'S PART NO.	UNIT OF ISSUE	QTY INCORPORATED IN UNIT	MAINTENANCE ALLOCATION PER 100 EQUIPMENTS: FIELD MAINTENANCE 15-DAY LEVEL 3RD ECH	FIELD MAINTENANCE 15-DAY LEVEL 4TH ECH	DEPOT MAINT 5TH ECH	ILLUSTRATIONS: FIGURE NO.	ILLUSTRATIONS: ITEM NO.
X20	2940-213-1614	PLUNGER, BYPASS VALVE: LUBRICATING OIL FILTER	92679	261630R1		1	*	*	*	5	14
09X20	5305-017-9848	SCREW, CAP, HEXAGON HEAD: BYPASS VALVE HOUSING	92679	179848		2	*	*	*		
	5305-017-9887	SCREW, CAP, HEXAGON HEAD	92679	179887		2	*	*	*		
X20	5305-017-9849	SCREW, CAP, HEXAGON HEAD	92679	179849		2	*	*	*		
09X20	5305-019-0256	SCREW, CAP, HEXAGON HEAD	92679	190256		2	*	*	*		
09X20	2940-582-7275	SPRING, HELICAL, COMPRESSION: BYPASS VALVE	92679	260234R1		1	*	*	10	5	13
P10	5310-010-3323	WASHER, LOCK: OIL FILTER	92679	103323		4	*	*	*		
X20	5310-010-3321	WASHER, LOCK: STUD, BYPASS VALVE HOUSING	92679	103321		4	*	*	*		
X20	2805-358-2250	BAFFLE, BREATHER	92679	594800		1	*	*	*	1	56
X20	2805-355-3959	BODY, BREATHER: PUSH ROD CHAMBER, CRANKCASE	92679	895908		1	*	*	*	1	54
X20	5305-298-7865	SCREW, TAPPING, THREAD CUTTING: BREATHER PIPE	92679	172460		2	*	*	*	1	51
09X20	5305-017-1507	SCREW, TAPPING, THREAD FORMING: BREATHER BODY	92679	171483		4	*	*	*	1	57
X20	2940-310-0381	BODY ASSEMBLY, OIL FILLER	92679	250805R11		1	*	*	*		
X1		BODY, OIL FILLER	92679	250885R1		1				1	7
09X20	5310-022-0066	NUT, PLAIN, HEXAGON: OIL FILLER STUD	92679	220066		1	*	*	*		
09X20	5307-261-0342	STUD, PLAIN: OIL FILLER	92679	28940DA		1	*	*	*	1	5
X20	2940-424-7834	WIRE FABRIC: OIL FILLER	92679	50411D		1	*	*	*	1	6
P10	2805-371-7318	CAP, OIL FILLER	92679	48190		1	*	*	5	1	4
X20	2910-314-4189	CLIP, INJECTION PUMPAIR	92679	295380		1	*	*	*	3	8
X20	2815-424-7193	CLAMP, HOSE	92679	251227R91		2	*	*	*	3	2
X20		CLIP, BREATHER PIPE	92679	252025R1		1	*	*	*	1	53
X20		CLIP, BRACKET: BREATHER PIPE	92679	59487D		1	*	*	*		
X20	4730-278-4501	ELBOW, PIPE TO TUBE: BREATHER RESTRICTION	92679	570680X		2	*	*	*	3	4
10P 0	8305-355-3276	FELT STRIP	92679	251112R1		1	SEE GRP 9901				
P10	2805-358-2527	FILTER ELEMENT, BREATHER	92679	594820		1	*	*	5	1	49
X20	2815-358-2563	FLANGE, BREATHER BODY	92679	594840		1	*	*	*	1	50
X1	2805-176-7384	GASKET: BREATHER BAFFLE PLATE (COMPONENT OF REPAIR KIT, STOCK No. 2815-606-9415, SEE GROUP 0100)	92679	594810		1				1	55
X1	2815-248-0995	GASKET: OIL FILLER BODY (COMPONENT OF REPAIR KIT, STOCK No. 2815-606-9415, SEE GROUP 0100) (CAN BE MANUFACTURED FROM PAPER, STOCK No. 5330-233-5846)	92679	250886R2		1				1	8
M 0	4720-522-9917	HOSE, RUBBER: AIR CLEANER BREATHER MANUFACTURE FROM:	23926	D30177		1					
P 0	4720-376-8060	HOSE, RUBBER (6 IN. REQUIRED)			FT		SEE GRP 9501				
M 0	4720-424-7192	HOSE, RUBBER: CYLINDER HEAD BREATHER PIPE MANUFACTURE FROM:	92679	251226R1		1				3	3
P 0	4720-202-6927	HOSE, RUBBER (4 IN. REQUIRED (GE)			FT		SEE GRP 9501				
X20	2815-431-0687	BENT TUBE, STEEL: CYLINDER HEAD BREATHER	92679	252627R11		2	*	*	*	3	6
X20	4730-288-9391	INVERTED NUT, TUBE COUPLING: CYLINDER HEAD BREATHER PIPE	92679	37165D		4	*	*	*	3	5
X20	2815-431-0690	LINE ASSEMBLY, CYLINDER HEAD BREATHER	92679	252757R11		1	*	*	*	3	9
X20	4730-288-9391	INVERTED NUT, TUBE COUPLING: BREATHER PIPE TEE	92679	37165D		1	*	*	*		
09X20	5305-017-9867	SCREW, CAP, HEXAGON HEAD: OIL FILLER BODY	92679	179867		2	*	*	*		
X20	4730-694-1028	TEE, TUBE: CYLINDER HEAD BREATHER	92679	252628R11		1	*	*	*	3	7
X20		PIPE, BREATHER	92679	252024R2		1	*	*	*	1	52
09X20	5310-010-6497	WASHER, LOCK: BREATHER BODY SCREW	92679	106497		4	*	*	*		
X20	5310-010-3320	WASHER, LOCK: BREATHER PIPE FLANGE SCREW	92679	103320		3	*	*	*		
X20	5310-010-3322	WASHER, LOCK: OIL FILLER BODY SCREW	92679	103322		2	*	*	*		
X20		GAGE, OIL LEVEL, BAYONET	92679	261962R11		1	*	*	*	1	84
X1		GASKET: OIL PAN, CRANKCASE (COMPONENT OF REPAIR KIT, STOCK No. 2815-606-9415, SEE GROUP 0100)	92679	252036R32		1				4	14
P10	2805-535-0950	HOSE ASSEMBLY, OIL FILTER: LUBRICATING	92679	263259R91		1	*	*	25	5	17
X2F		OIL PAN, CRANKCASE	92679	252035R21		1	*	*	*	4	15
X20	4730-263-3122	PLUG, PIPE (GE)	92679	103876		2	*	*	*		
X20	4730-263-3125	PLUG, PIPE	92679	103870		1	*	*	*		
X20		PIPE, STEEL	92679	252655R1		1	*	*	*	1	65
09X2F	5305-017-9841	SCREW, CAP, HEXAGON HEAD: OIL PAN MTG	92679	179841		29	*	*	*		
X2F	5305-017-9843	SCREW, CAP, HEXAGON HEAD: OIL PAN MTG	92679	179843		4	*	*	*		
X20		TUBE, GUIDE: OIL LEVEL, BAYONET	92679	250887R1		1	*	*	*	1	83
X2F	5310-010-3321	WASHER, LOCK: OIL PAN MTG SCREWS	92679	103321		33	*	*			
		0109 - DIESEL STARTING CONTROLS AND CONVERSION UNITS									
X2F	2815-431-0660	COVER, STARTING VALVE SPRING	92679	250535R1		6	*	*	*	3	51
P1F	2815-424-8666	GUIDE, VALVE: STARTING, CYLINDER HEAD	92679	8744DR		6	*	*	30	3	55
X2F	2815-312-7634	LEVER, COMPRESSION RELEASE: STARTING VALVE	92679	260943R1		2	*	*	*	3	37
P F	2805-277-2918	LOCK, VALVE SPRING RETAINER: STARTING VALVE	92679	46209D		12	4	*	60	3	52
M F	2815-431-1486	LOCKWIRE, PUSH ROD MANUFACTURE FROM:	92679	68251D		2				3	38
P F	9505-198-9104	WIRE, STEEL, CARBON			CL		SEE GRP 9501				

CODES	FEDERAL STOCK NUMBER	DESCRIPTION	MANUFACTURER'S CODE	MANUFACTURER'S PART NO.	UNIT OF ISSUE	QTY INCORPORATED IN UNIT	FIELD MAINTENANCE 15-DAY LEVEL 3RD ECH	FIELD MAINTENANCE 15-DAY LEVEL 4TH ECH	DEPOT MAINT 5TH ECH	FIGURE NO.	ITEM NO.
		NUT, PLAIN, HEXAGON: LEVER PIN	92679	103024		2	*	*	*		
09X2F	5310-660-2649	PIN, SHAFT LEVER: AUTOMATIC TRIP	92679	42739DA		2	*	*	*	3	35
X2F	5315-532-5306	PUSH ROD, ENGINE POPPET VALVE: STARTING VALVE LEVER	92679	50678D		2	*	*	6	3	30
P1F	2815-355-3801	SEAL, PLAIN ENCASED: STARTING VALVE SHAFT	92679	42746D		2	5	*	200		
P F	5330-246-4060	SEAT, VALVE SPRING	92679	46208D		6	*	*	*	3	53
X2F		SHAFT, STARTING VALVE	92679	252609R1		2	*	*	*	3	36
X2F	2815-310-0401	CAMSHAFT, COMPRESSION RELEASE: STARTING VALVE, FRONT	92679	252606R13		1	*	*	5	3	34
P1F	2815-312-7604	SHAFT, STARTING VALVE: REAR	92679	252607R13		1	*	*	5	3	33
P1F	2815-312-7605	SPRING, HELICAL, COMPRESSION: STARTING VALVE	92679	46211D		6	2	*	60	3	54
P F	5340-424-7655	SPRING, HELICAL, TORSION: STARTING VALVE SHAFT, FRONT	92679	250582R1		1	*	*	10	3	26
P1F	2815-598-8790	SPRING, HELICAL, TORSION: STARTING VALVE SHAFT, REAR	92679	250583R1		1	*	*	10	3	32
P1F	2815-598-8791	VALVE, POPPET, ENGINE	92679	252595R1		6	2	*	30	3	56
P F	2815-517-9920	WASHER, LOCK: LEVER PIN	92679	114604		2	*	*	*		
X2F	5310-011-4604	BELL CRANK, STARTING VALVE OPERATING LEVER	92679	252660R1		1	*	*	*	6	14
X2F		BEARING, SLEEVE: CROSS-SHAFT	92679	50827D		2	*	*	20	1	18
P1F	2920-540-7554	BOLT, SHOULDER: STARTING VALVE LEVER BELL	92679	252661R1		1	*	*	*	6	13
X2F	5306-305-9876	BOLT, MACHINE: CROSS-SHAFT LEVER	92679	205860		2	*	*	*	6	5
X2F	5306-639-7407	BOLT, SHOULDER: CROSS-SHAFT, LATCH BRACKET, GOVERNOR CONTROL	92679	55354DA		1	*	*	*	6	9
X2F	5306-374-9329	BRACKET, CROSS-SHAFT	92679	257412R1		1	*	*	*	6	2
X2F		BRACKET, CROSS-SHAFT LATCH	92679	8617DAX		1	*	*	*	6	6
X2F	2815-317-7945	PIN, GROOVED, HEADLESS: CROSS-SHAFT LATCH SPRING	92679	52623D		1	*	*	*	6	7
X2F	5315-371-7337	CLEVIS, ROD END	92679	250792R11		1	*	*	5	6	16
P1F		CLEVIS, ROD END: STARTING MECHANISM	92679	252657R911		1	*	*	5	6	15
X2F	5340-214-2796	JAW, STARTING	92679	25787R2		1	*	*	*	6	11
X2F	2815-392-4984	LATCH, CROSS-SHAFT	92679	52621DX		1	*	*	*	6	10
X2F	2815-169-2478	PIN, GROOVED, HEADLESS: CROSS-SHAFT LATCH SPRING	92679	52623D		1	*	*	*		
X2F	5315-371-7337	LEVER, CROSS-SHAFT, FRONT	92679	250793R1		1	*	*	*	6	21
X2F		LEVER, CROSS-SHAFT, REAR	92679	250794R1		1	*	*	*	6	18
X2F		LEVER, OPERATING, CROSS-SHAFT	92679	54086D		1	*	*	*	6	1
09X2F	5310-011-4503	NUT, PLAIN, HEXAGON: CORSS-SHAFT BRACKET	92679	218438		1	*	*	*		
X2F	5310-265-9215	NUT, PLAIN, HEXAGON: CROSS-SHAFT BRACKET	92679	103026		1	*	*	*		
09X2F	5310-010-3025	NUT, PLAIN, HEXAGON: CROSS-SHAFT JAW LEVER PIN	92679	103025		2	*	*	*		
09X2F	5310-011-4502	NUT, PLAIN, HEXAGON: CROSS-SHAFT JAW	92679	218437		2	*	*	*		
09X2F	5310-011-4493	NUT, PLAIN, HEXAGON: CROSS-SHAFT ROD	92679	114493		1	*	*	*		
09X2F	5310-660-2649	NUT, PLAIN, HEXAGON: STARTING VALVE CROSS-SHAFT	92679	103024		2	*	*	*		
X2F	2815-169-2480	LEVER, CROSS-SHAFT JAW: GOVERNOR CONTROL AND STARTING	92679	52626D		1	*	*	*	6	22
09X2F	5315-010-3372	PIN, COTTER: BELL CRANK YOKE	92679	103372		2	*	*	*		
09X2F	5315-010-3385	PIN, COTTER: CROSS-SHAFT JAW	92679	103385		1	*	*	*		
X2F	5315-010-7762	PIN, COTTER: CROSS-SHAFT ROD	92679	107762		2	*	*	*		
X2F	5315-010-3495	PIN, STRAIGHT, HEADED: CROSS-SHAFT ROD SHANK	92679	103495		4	*	*	*		
X2F	5315-532-5306	PIN, SHAFT LEVER: AUTOMATIC TRIP	92679	42739DA		2	*	*	*	6	4
X2F	2815-317-7741	ROD ASSEMBLY, CROSS-SHAFT LEVER	92679	252662R91		1	*	*	*		
X2F	5340-025-3252	CLEVIS, ROD END: SHAFT LEVER	92679	250796R11		1	*	*	*	6	25
09X2F	5310-011-4493	NUT, PLAIN, HEXAGON: LEVER ROD	92679	114493		1	*	*	*	6	24
X2F	5315-010-7762	PIN, COTTER: CROSS-SHAFT OPERATING ROD	92679	107762		2	*	*	*		
X2F	5315-010-3495	PIN, STRAIGHT, HEADED: ROD END	92679	103495		2	*	*	*		
X2F		ROD, CROSS-SHAFT LEVER	92679	252663R11		1	*	*	*	6	20
X2F		TURNBUCKLE: CROSS-SHAFT LEVER ROD	92679	250798R1		1	*	*	*	6	23
09X2F	5305-017-9842	SCREW, CAP, HEXAGON HEAD: CROSS-SHAFT BRACKET	92679	179842		1	*	*	*		
09X2F	5305-017-9849	SCREW, CAP, HEXAGON HEAD: CROSS-SHAFT BRACKET	92679	179849		2	*	*	*		
09X2F	5305-285-4645	SETSCREW: CROSS-SHAFT BRACKET	92679	102393		1	*	*	*	6	19
09X2F	5305-010-2832	SETSCREW: CROSS-SHAFT JAW	92679	12427R1		1	*	*	*		
09X2F	5305-010-2735	SETSCREW: CROSS-SHAFT LATCH BRACKET	92679	102845		1	*	*	*		
X2F	2815-310-0405	SHAFT, CROSS CONTROL	92679	252656R1		1	*	*	*	6	3
P1F	2815-169-2479	SPRING, HELICAL, EXTENSION: CROSS-SHAFT LATCH	92679	52624D		1	*	*	5	6	8
P1F	2990-664-9118	SPEING, HELICAL, EXTENSION: CROSS-SHAFT RETURN	92679	52176DC		1	*	*	5	6	17
09X2F	5310-050-2241	WASHER, FLAT: CROSS-SHAFT JAW	92679	Q1537		1	*	*	*		
X2F	5310-010-3320	WASHER, LOCK: CROSS-SHAFT BRACKET	92679	103320		2	*	*	*		
X2F	5310-010-3321	WASHER, LOCK: CROSS-SHAFT BRACKET	92679	103321		4	*	*	*		
X2F	5310-011-4604	WASHER, LOCK: STARTING VALVE CROSS-SHAFT	92679	114604		2	*	*	*		
X2F	2815-310-0406	YOKE, BELL CRANK OPERATING	92679	252659R11		1	*	*	*	6	12
X20		BRACKET, CLAMP, HAND STARTING	23926	D20225		1	SEE GRP 9901				

SOURCE CODES	FEDERAL STOCK NUMBER	DESCRIPTION	MANUFACTURER'S CODE	MANUFACTURER'S PART NO.	UNIT OF ISSUE	QTY INCORPORATED IN UNIT	GUIDE QUANTITIES PER 100 EQUIPMENTS: FIELD MAINTENANCE 15-DAY LEVEL 3RD ECH	GUIDE QUANTITIES PER 100 EQUIPMENTS: FIELD MAINTENANCE 15-DAY LEVEL 4TH ECH	GUIDE QUANTITIES PER 100 EQUIPMENTS: DEPOT MAINT 5TH ECH	ILLUSTRATIONS: FIGURE NO.	ILLUSTRATIONS: ITEM NO.
X20	5340-430-9241	CLAMP, LOOP: CHOKE WIRE	23926	D22115		1	*	*	*		
P10	2990-204-3178	CONTROL ASSEMBLY, PUSH-PULL	23926	R28803		1	SEE GRP 9901				
09X20	5315-010-3361	PIN, COTTER: CARBURETOR CONTROL ROD	92679	103361		1	*	*	*		
X20		ROD, CONTROL, CARBURETOR	92679	252664R1		1	*	*	*		
P10	2920-374-9240	CABLE ASSEMBLY, SPECIAL PURPOSE ELECTRICAL	92679	280507R91		1	*	*	10		
11P10	5970-424-7951	INSULATOR, PLATE, IGNITION CUTOUT SWITCH	92679	525140		2	*	*	10	8	16
P10	2815-525-8728	PLATE, IGNITION, CONTACT BREAKER	92679	52515DA		1	*	*	15	8	17
09X20	5305-011-0504	SCREW, MACHINE: CUTOUT SWITCH INSULATION PLATE	92679	110504		1	*	*	*		
09X20	5310-281-3500	WASHER, FLAT: CUTOUT SWITCH INSULATION PLATE SCREW	92679	Q102		1	*	*	*		
X20	5310-010-6497	WASHER, LOCK: CUTOUT SWITCH INSULATION PLATE SCREW	92679	106497		1	*	*	*		
X2F	2815-355-3222	COUPLING, SHAFT, RIGID: INTAKE MANIFOLD	92679	250546R1		2	*	*	*	8	24
X2F	2815-355-3223	COUPLING HALF, SHAFT: INTAKE MANIFOLD	92679	250547R1		2	*	*	*	8	25
X2F	2815-355-3224	LEVER, MANIFOLD CONTROL: INTAKE	92679	250548R1		1	*	*	*	8	27
09X2F	5310-660-2649	NUT, PLAIN, HEXAGON: MANIFOLD CONTROL LEVER PIN	92679	103024		5	*	*	*		
X2F	5315-532-5306	PIN, SHAFT LEVER: AUTOMATIC TRIP	92679	427390A		5	*	*	*	8	23
P F	2815-424-7973	SEAL, PLAIN ENCASED: CONTROL SHAFT, INTAKE MANIFOLD	92679	530830		4	15	*	400		
09X2F	5305-022-8323	SCREW, ASSEMBLED WASHER: BUTTERFLY VALVE	92679	228148		8	*	*	*		
09X2F	5305-017-9841	SCREW, CAP, HEXAGON HEAD: CONTROL SHAFT FLANGE	92679	179841		2	*	*	*		
X2F		SHAFT, CONTROL, MANIFOLD, REAR	92679	252626R1		1	*	*	*	8	26
X2F		SHAFT, MANIFOLD CONTROL	92679	252623R11		1	*	*	*	8	22
X2F		SHAFT, MANIFOLD CONTROL, FRONT	92679	252625R1		1	*	*	*	8	28
X2F	2815-393-3744	SHAFT ASSEMBLY: BUTTERFLY VALVE	92679	252620R12		1	*	*	*	8	29
P1F	5340-559-7675	SPRING, HELICAL, EXTENSION: MANIFOLD CONTROL	92679	252618R1		2	*	*	10	8	8
P1F	2815-355-3339	VALVE, BUTTERFLY: EXHAUST MANIFOLD				4	*	*	20	8	21
X2F	5310-010-3341	WASHER, FLAT: MANIFOLD CONTROL SHAFT FLANGE SCREW	92679	103341		2	*	*	*		
X2F	5310-011-4604	WASHER, LOCK: MANIFOLD CONTROL SHAFT FLANGE SCREW	92679	114604		5	*	*	*		
X2F	5310-010-3321	WASHER, LOCK: MANIFOLD CONTROL SHAFT FLANGE SCREW	92679	103321		2	*	*	*		
X20		CLAMP, LOOP: FUEL INLET	92679	61320D		2	*	*	*		
X20		FELT STRIP: OIL PRESSURE INLET CLAMP	92679	26242D		2	*	*	10		
P10	2910-698-7338	LINE ASSEMBLY, FUEL STRAINER TO CARBURETOR	92679	262200R11		1	*	*	10	7	3
X20	4730-540-4142	INVERTED NUT, TUBE COUPLING: LINE ASSEMBLY	92679	29899D		2	*	*	*		
09X20	5310-011-0633	NUT, PLAIN, HEXAGON: LINE CLIP SCREW	92679	110603		1	*	*	*		
X20	5306-362-0737	BOLT, MACHINE: LINE CLIP	92679	179837		4	*	*	*		
09X20	5305-011-0502	SCREW, MACHINE: GASOLINE LINE CLIP	92679	110502		1	*	*	*		
P10	2910-374-9320	STRAINER, SEDIMENT: FUEL	92679	51066DBX		1	*	*	3		
X20	2910-533-2130	BAIL, FUEL STRAINER BOWL	92679	17564D		1	*	*	*	7	8
X1		BODY, STRAINER	30327	43121-1		1				7	4
P 0	2910-474-6443	BOWL, SEDIMENT, FUEL	92679	51344Y		1	5	*	10	7	7
P 0	5330-202-4345	WASHER, NONMETALLIC: FUEL BOWL	92679	13193D		1	30	*	100	7	5
X20	2520-384-9401	NUT, STRAINER BOWL	92679	175650A		1	*	*	*	7	9
P10	4730-533-2128	STRAINER ELEMENT, SEDIMENT	92679	13194D		1	*	*	10	7	6
P10	2910-383-9344	VALVE, SHUT-OFF	92679	52855D		1	*	*	5	7	10
X20	2910-302-4346	TANK, FUEL: W/FILLER CAP AND PLUG	92679	41574DCX		1	*	*	*	7	1
P 0	2910-429-6047	CAP, FUEL TANK: PLAIN TYPE	92679	23995DA		1	2	*	3	7	2
09X20	5310-010-6497	WASHER, LOCK: FUEL PIPE CLAMP	92679	106497		1	*	*	*		
X20	5310-010-3321	WASHER, LOCK: FUEL PIPE CLIP	92679	103321		4	*	*	*		
		0110 - MANIFOLDS									
X20		COVER, END: INTAKE MANIFOLD	92679	250551R1		2	*	*	*	8	14
X1	2815-424-7218	GASKET: EXHAUST MANIFOLD (COMPONENT OF REPAIR KIT, STOCK NO. 2815-606-9415 AND GASKET SET, STOCK NO. 2815-698-8301, SEE GROUP 0100)	92679	252612R1		4				8	7
X1	2815-424-7220	GASKET: CENTER, INTAKE MANIFOLD (COMPONENT OF REPAIR KIT, STOCK NO. 2815-606-9415 AND GASKET SET, STOCK NO. 2815-698-8301, SEE GROUP 0100)	92679	252617R1		1				8	31
X1	2815-424-7219	GASKET: INTAKE MANIFOLD, END (COMPONENT OF REPAIR KIT, STOCK NO. 2815-606-9415 AND GASKET SET, STOCK NO. 2815-698-8301, SEE GROUP 0100)	92679	252616R1		2				8	30
X1	2815-424-7172	GASKET: INTAKE MANIFOLD END PLATE (COMPONENT OF REPAIR KIT, STOCK NO. 2815-606-9415, SEE GROUP 0100) (CAN BE MANUFACTURED FROM PAPER, STOCK NO. 5330-233-5846)	92679	250550R1		2				8	15
X20	2805-390-3530	MANIFOLE, EXHAUST: ENGINE	92679	252610R11		2	*	*	*	8	5
X20	5307-386-1543	STUD, PLAIN: EXHAUST PIPE FLANGE	92679	325680		8	*	*	*	8	4
X20	2815-393-7463	MANIFOLD ASSEMBLY, INTAKE	92679	280506R11		1	*	*	*	8	19

SOURCE CODES	FEDERAL STOCK NUMBER	DESCRIPTION	MANUFACTURER'S CODE	MANUFACTURER'S PART NO.	UNIT OF ISSUE	QTY INCORP IN UNIT	MAINTENANCE 15-DAY LEVEL 3RD ECH	MAINTENANCE 15-DAY LEVEL 4TH ECH	DEPOT MAINT 5TH ECH	FIGURE NO.	ITEM NO.	
						2	SEE GRP 0109					
						2	SEE GRP 0109					
						1	SEE GRP 0109					
X2F	2815-355-3222	COUPLING, SHAFT, RIGID: INTAKE MANIFOLD	92679	250546R1		1	*	*	*			
X2F	2815-355-3223	COUPLING HALF, SHAFT: INTAKE MANIFOLD	92679	250547R1		1	*	*	*			
X2F	2815-355-3224	LEVER, MANIFOLD CONTROL: INTAKE	92679	250548R1		1	*	*	*			
X20		NIPPLE, LEADOUT	92679	280021R1		5	SEE GRP 0109					
09X2F	5310-660-2649	NUT, PLAIN, HEXAGON: MANIFOLD CONTROL LEVER PIN	92679	103024		5	SEE GRP 0109					
		PIN, SHAFT LEVER: AUTOMATIC TRIP	92679	427390A		2	*	*	*			
X2F	5315-532-5306	PLUG, EXPANSION: MANIFOLD CORE	92679	23007V		8	SEE GRP 0109					
X20	5340-276-5847	SCREW, ASSEMBLED WASHER: BUTTERFLY VALVE	92679	228148		2	SEE GRP 0109					
09X2F	5305-022-8123	SCREW, CAP, HEXAGON HEAD: CONTROL SHAFT FLANGE	92679	179841		4	SEE GRP 0109					
09X2F	5305-017-9841	SEAL, PLAIN ENCASED: CONTROL SHAFT, INTAKE MANIFOLD	92679	53083D		1	SEE GRP 0109					
P F	2815-424-7973	SHAFT, CONTROL MANIFOLD, REAR	92679	252626R1		1	SEE GRP 0109					
		SHAFT, MANIFOLD CONTROL	92679	252623R11		1	SEE GRP 0109					
X2F		SHAFT, MANIFOLD CONTROL, FRONT	92679	252625R1		1	SEE GRP 0109					
X2F		SHAFT ASSEMBLY, BUTTERFLY VALVE	92679	252620R12		2	SEE GRP 0109					
X2F	2815-393-3744	SPRING, HELICAL, EXTENSION: MANIFOLD CONTROL	92679	41634D		8	*	*	*	8	20	
P1F	5340-559-7675	STUD, PLAIN: FLANGED MANIFOLD	92679	250528R1		2	*	*	*	8	18	
X20	5307-509-2164	STUD, PLAIN: END COVER	92679	252618R1		4	SEE GRP 0109					
X20	5307-573-5312	VALVE, BUTTERFLY: EXHAUST MANIFOLD	92679	103341		2	SEE GRP 0109					
P1F	2815-355-3339	WASHER, FLAT: MANIFOLD CONTROL SHAFT FLANGE SCREW	92679	103321		2	SEE GRP 0109					
X2F	5310-010-3341	WASHER, LOCK: MANIFOLD CONTROL SHAFT FLANGE SCREW	92679	114064		5	SEE GRP 0109					
X2F	5310-010-3321	WASHER, LOCK: MANIFOLD CONTROL SHAFT FLANGE SCREW	92679	220066		2	*	*	*			
X2F	5310-011-4604	NUT, PLAIN, HEXAGON: INTAKE MANIFOLD STUD	92679	250451R1		8	*	*	*			
09X20	5310-022-0066	NUT, PLAIN, HEXAGON: INTAKE MANIFOLD STUD	92679	37219D		2	*	*	*	8	6	
X20	5310-262-5137	PIN, GROOVED, HEADLESS	92679	103883		4	*	*	*			
09X20	5315-014-2492	PLUG, PIPE: INTAKE MANIFOLD	92679	103873		1	*	*	*			
X20	4730-278-3022	PLUG, PIPE: MANIFOLD (GE)	92679	179883		2	*	*	*			
X20	4730-263-3123	SCREW, CAP, HEXAGON HEAD: INTAKE MANIFOLD	92679	102843		2	*	*	*			
09X20	5305-017-9833	SETSCREW: INTAKE MANIFOLD	92679	103321		2	*	*	*			
09X20	5305-263-8407	WASHER, LOCK: INTAKE MANIFOLD STUD										
X20	5310-010-3321											
		0114 - ENGINE STARTING SYSTEM										
		CRANK, SHAFT: STARTING	92679	252696R21		1	*	*	*	2	19	
X20		PIN, STRAIGHT, HEADLESS: STARTING CRANK	92679	30624D		1	*	*	*	2	18	
X20	5315-424-7286											
		GROUP 03 - FUEL SYSTEM										
		0301 - CARBURETOR; FUEL INJECTOR										
P F	2910-390-3529	CHAMBER, INJECTION, FUEL NOZZLE	92679	251668R1		6	3	*	30	9	14	
P O	2910-679-8763	NOZZLE, FUEL INJECTOR	92679	251670R92		6	3	*	30			
X2F	2910-355-3232	ADAPTER, TUBE TO INJECTION VALVE: WITH DUST SEAL, NOZZLE	92679	250607R1		6	*	*	*	9	2	
P F	2815-424-7339	BLEEDER VALVE, NOZZLE: INJECTION	92679	32493D		6	9	*	300	9	1	
X1	5330-247-6895	WASHER, FLAT: NOZZLE VALVE (COMPONENT OF REPAIR KIT, STOCK NO. 2815-606-9415, SEE GROUP 0100)	92679	37148D		18				9	4	
P F	2910-431-0667	BODY, NOZZLE	92679	251043R11		6	9	*	300	9	11	
P F	2910-308-8144	VALVE, FUEL	92679	37152DA		6	9	*	300			
X1		GUIDE, NOZZLE VALVE	92679	37145DB		6				9	8	
X1	2910-898-1444	NUT, NOZZLE VALVE	92679	37147D		12				9	6	
X1	5340-597-0956	SPRING, HELICAL, COMPRESSION: NOZZLE VALVE, NOZZLE	92679	37148DA		6				9	7	
X1			92679	37144DA		6				9	9	
X2F	2910-431-0678	PLATE, INJECTOR, NOZZLE BODY	92679	251673R1		6	*	*	*	9	10	
09X2F	5305-018-1380	SCREW, CAP, HEXAGON HEAD: NOZZLE FITTING	92679	181380		12	*	*	*			
X2F	2910-424-7407	SPACER, NOZZLE VALVE	92679	37150D		6	*	*	*	9	5	
X1	5330-550-7317	PACKING, PREFORMED: NOZZLE BODY (COMPONENT OF REPAIR KIT, STOCK NO. 2815-606-9415, SEE GROUP 0100)	92679	251044R1		6				9	12	
X1	5330-424-7174	WASHER, NONMETALLIC: NOZZLE FITTING (COMPONENT OF REPAIR KIT, STOCK NO. 2815-606-9415, SEE GROUP 0100)	92679	250608R1		6				9	3	
X20	5310-011-4494	NUT, PLAIN, HEXAGON: MOUNTING BOLT	92679	114494		4	*	*	*			
09X2F	5310-265-9217	NUT, PLAIN, HEXAGON: NOZZLE BODY STUD	92679	31121D		12	*	*	*			
X1	5310-209-1062	WASHER, FLAT: PRE-COMBUSTION CHAMBER (COMPONENT OF REPAIR KIT, STOCK NO. 2815-606-9415, SEE GROUP 0100)	92679	251042R1		12				9	13	
X2F	5310-010-3341	WASHER, FLAT: MOUNTING STUD	92679	103341		4	*	*	*			
X2F	5310-010-3321	WASHER, LOCK: MOUNTING STUD	92679	103321		4	*	*	*			

SOURCE CODES	FEDERAL STOCK NUMBER	DESCRIPTION	MANUFACTURER'S CODE	MANUFACTURER'S PART NO.	UNIT OF ISSUE	QTY INCORPORATED IN UNIT	GUIDE QUANTITIES PER 100 EQUIPMENTS: FIELD MAINTENANCE 15-DAY LEVEL 3RD ECH	FIELD MAINTENANCE 15-DAY LEVEL 4TH ECH	DEPOT MAINT 5TH ECH	ILLUSTRATIONS: FIGURE NO.	ILLUSTRATIONS: ITEM NO.
P O	2910-958-1215	REPAIR KIT, CARBURETOR	81336	KIT92679-27		1	2	*	10		
X1	2910-424-7351	SHAFT, FLOAT, CARBURETOR	92679	325760X		1				10	37
X1	5330-245-5452	WASHER, NONMETALLIC: STRAINER SCREEN	92679	18377D		1				10	29
X1	2910-306-5315	VALVE, NEEDLE: CARBURETOR FLOAT, W/SEAT	92679	325810XB		1				10	36
X1	5330-297-7312	WASHER, NONMETALLIC: NEEDLE VALVE CAGE AND FLOAT PIVOT SCREW	92679	259480		2				10	38
X1	2910-424-7361	GASKET: BOTTOM PLATE	92679	32597DA		1				10	31
X1	5330-360-3632	GASKET: FUEL BOWL, CARBURETOR	92679	32606DA		1				10	35
X1	5330-245-5452	WASHER, NONMETALLIC: LOCKING SHAFT BODY PLUG	92679	18377D		1				10	29
X1	5305-579-1232	SETSCREW: THROTTLE STOP	92679	325990		2				10	16
X1	5310-424-7359	WASHER, FLAT: STARTING SHUTTER SHAFT	92679	32590D		1					
X1	5330-298-0786	WASHER, NONMETALLIC: LOCKING SHAFT, DUST	92679	325880		2					
X1	5330-298-0785	WASHER, NONMETALLIC: METERING WELL	92679	32615D		1				10	33
X1	2910-424-7533	GASKET: CARBURETOR (COMPONENT OF REPAIR KIT, STOCK NO. 2815-606-9415, SEE GROUP 0100)	92679	42769D		1				10	10
P1OR	2910-613-2083	CARBURETOR, FLOAT: FUEL SYSTEM (INCLUDES COMPONENT OF REPAIR KIT, STOCK NO. 81336 KIT 92679-27)	92679	251640R91		1	*	*	2		
X1	2910-424-7355	BEARING, LOCKING SHAFT	92679	325850A		1				10	26
X1		BODY	92679	5049DAX		1				10	9
X1	2910-424-7390	TUBE, IDLING: W/PLUG; CARBURETOR	92679	35048DX		1				10	7
X1	2910-384-9464	BOWL, FUEL	92679	356910X		1					
X1		BOWL, FUEL METERING WELL	92679	9390DX		1				10	40
09X1	2910-315-2252	SPACER, FLOAT LEVER	92679	32604D		1				10	47
X1	2910-424-7277	STRAINER, FUEL: WITH CONTAINER	92679	29902DX		1				10	39
X1	2910-219-9079	FLOAT AND LEVER ASSEMBLY, CARBURETOR	92679	251652R91		1					
X1	2910-424-7352	SPRING, FLOAT LEVER: LOWER LEAF	92679	32577D		1				10	45
X1	2910-424-7353	SPRING, FLOAT LEVER: UPPER LEAF	92679	32578D		1				10	46
X1		LEVER, FLOAT	92679	32575D		1				10	44
X1		FLOAT ASSEMBLY, CARBURETOR	92679	251650R11		1				10	43
X1	5310-011-4777	NUT, PLAIN, HEXAGON: FLOAT SCREW	92679	114777		1					
09X1	5305-011-7319	SCREW, MACHINE: FLOAT	92679	132646		1					
X1		PLATE, REINFORCING: FLOAT	92679	32574DAX		1				10	42
10X1	8125-423-8908	STOPPER, BOTTLE: PRIMER HOLE	92679	104942		1					
X1	2910-424-7354	CAM, LOCKING SHAFT	92679	32582D		1				10	28
X1	2910-431-0821	COVER, THROTTLE LEVER	92679	32608D		1				10	17
X1	5340-864-6158	STRAP, RETAINING: STARTING SHUTTER	92679	32596D		1					
X1	2910-424-7364	DISK, BUTTERFLY VALVE: CARBURETOR	92679	32601D		1				10	14
X1	2910-383-4274	FILLER AND PLUG, BOTTOM PLATE	92679	60947D		1					
X1	2910-424-7366	GASKET: THROTTLE LEVER COVER (CAN BE MANUFACTURED FROM PAPER, STOCK NO. 5330-233-5846)	92679	32607DA		1				10	19
X1		INDICATOR PLATE: CHOKE DIRECTION	92679	41475D		1				10	2
X1	2910-424-7253	LINK, THROTTLE LEVER SPRING, CARBURETOR	92679	27436D		1				10	21
X1	5310-012-0622	NUT, PLAIN, HEXAGON: LOCKING SHAFT	92679	120622		1					
09X1	5315-010-3361	PIN, COTTER: CONTROL ROD	92679	103361		1					
X1	2910-431-0996	PLATE ASSEMBLY, BODY: BOTTOM	92679	5050DX		1				10	32
X1	4730-431-0894	PLUG, MACHINE THREAD: LOCKING SHAFT BODY	92679	42844D		1				10	30
X1	4730-289-0037	PLUG, MACHINE THREAD: PRIMER CONNECTION HOLE	92679	58835D		1				10	8
X1	4730-288-8571	PLUG, PIPE: FUEL BOWL (GE)	92679	117243		1				10	41
X1	2910-424-7357	RETAINER, DUST WASHER	92679	32587D		1				10	25
X1		ROD, CONTROL	92679	252664R1		1				10	22
09X1	5305-013-2198	SCREW, MACHINE: BOTTOM PLATE	92679	132198		3					
09X1	5305-011-5689	SCREW, MACHINE: BUTTERFLY	92679	14971		2				10	13
X1	5305-013-1974	SCREW, MACHINE	92679	131974		1					
09X1	5305-013-2051	SCREW, MACHINE	92679	132051		1					
09X1	5305-013-2198	SCREW, MACHINE: FUEL BOWL	92679	132198		1					
09X1	5305-013-2208	SCREW, MACHINE: FUEL BOWL	92679	132208		4					
X1	5305-013-1963	SCREW, MACHINE: LOCK, THROTTLE STOP	92679	131963		1				10	12
X1	5305-424-7296	SCREW, MACHINE: STARTING SHUTTER	92679	31636D		2				10	5
X1	5305-424-7367	SCREW, MACHINE: THROTTLE LEVER COVER CLAMP	92679	32609D		1				10	18
09X1	5305-809-5752	SETSCREW: THROTTLE STOP	92679	32600D		1				10	11
X1	2910-424-7246	SHAFT, STARTING SHUTTER: SHORT	92679	25969DA		1				10	6
X1		SHAFT AND LEVER, THROTTLE	92679	32602DA		1				10	15
X1	2910-392-5355	SHAFT AND LEVER, THROTTLE: W/PIN	92679	250612R91		1				10	23
X1	2910-797-2276	SHAFT AND LEVER ASSEMBLY, CHOKE: STARTING SHUTTER	92679	32595D		1				10	1
X1		SHUTTER, STARTING	92679	251644R11		1				10	4
X1	2910-383-9252	PLUG, DRAIN, CARBURETOR	92679	57957D		1					
X1	2910-664-8943	SPRING, HELICAL, COMPRESSION: LOCKING SHAFT DUST WASHER	92679	32586D		1				10	24
X1	5340-253-6913	SPRING, HELICAL, COMPRESSION: STARTING SHUTTER SHAFT	92679	27452D		1				10	3
X1	5340-386-1535	SPRING, HELICAL, EXTENSION: THROTTLE LEVER	92679	27435D		1				10	20

MATERIEL	SOURCE	MAINT	RECOVERABILITY	FEDERAL STOCK NUMBER		MANUFACTURER'S CODE	MANUFACTURER'S PART NO.	UNIT OF ISSUE	QTY INCORP IN	MAINTENANCE 15-DAY LEVEL 3RD ECH	MAINTENANCE 15-DAY LEVEL 4TH ECH	DEPOT MAINT 5TH ECH	FIGURE NO.	ITEM NO.
X1				5310-545-1373	WASHER, KEY: LOCKING SHAFT BEARING, CARBURETOR	92679	352352R1		1					
						92679	121744		3				10	27
09X1				5310-012-1744	WASHER, LOCK: BOTTOM PLATE SCREW	92679	120217		1					
X1				5310-012-0217	WASHER, LOCK	92679	121744		5					
09X1				5310-012-1744	WASHER, LOCK: FUEL BOWL	92679	121841		1					
X1				5310-012-1841	WASHER, LOCK: LOCKING SHAFT	92679	14581D		2					
X1				5330-424-7079	WASHER, NONMETALLIC: STARTING SHUTTER									
X1				5330-424-7368	WASHER, NONMETALLIC: THROTTLE LEVER COVER CLAMP SCREW	92679	326100		1					
						92679	329750		1				10	34
X1				2910-459-5517	WELL, METERING									
					0302 - FUEL PUMPS									
X1				2910-355-3329	GASKET: FUEL TRANSFER PUMP (COMPONENT OF REPAIR KIT, STOCK NO. 2815-606-9415, SEE GROUP 0100) (CAN BE MANUFACTURED FROM PAPER, STOCK NO. 5330-233-5846)	92679	252045R1		1					
09X20				5305-017-9850	SCREW, CAP, HEXAGON HEAD: INJECTION PUMP	92679	179850		1	*	*	*		
P 0				2815-424-8320	GASKET: PRIMARY PUMP HOUSING	92679	597290		1	2	*	100	11	1
09X20				5305-275-9837	SCREW, MACHINE: PUMP BREATHER PIPE CLIP	92679	113954		1	*	*	*		
X20				5310-010-3341	WASHER, FLAT: PUMP BRACKET	92679	103341		3	*	*	*		
M 0					WIRE, LOCK MANUFACTURE FROM:				1					
P 0				9505-596-1658	WIRE, STEEL, CARBON (10 IN. REQUIRED) (GE)			RL		SEE GRP 9501				
X20				4730-288-9924	ADAPTER, STRAIGHT, PIPE TO TUBE: FUEL INLET PIPE	30327	88L3-8X1-4		1	*	*	*		
						92679	646430		1	*	*	*		
X20				2940-626-2172	FILTER, FLUID PRESSURE: INJECTION PUMP	92679	645770		2	2	*	20	8	11
P 0				2940-424-8469	AIR CLEANER ELEMENT	92679	94530		1				8	9
X1				2910-355-3963	BODY, AIR CLEANER, FUEL INJECTION PUMP	92679	94540		1				8	13
X1				2910-424-8687	CAP, AIR CLEANER: INJECTION PUMP	92679	645760		1	2	*	100	8	12
P 0				5330-256-7061	WASHER, NONMETALLIC: BODY									
X1				2940-424-8470	RETAINER, FILTER ELEMENT: INJECTION PUMP AIR CLEANER	92679	645780		2				8	10
X2					BRACKET, INJECTION PUMP	92679	260497R91		1	*	*	*		
X1				2910-347-4014	GASKET: INJECTION PUMP (COMPONENT OF REPAIR KIT, STOCK NO. 2815-606-9415, SEE GROUP 0100)	92679	629390		1					
P F				2910-392-5361	GASKET SET: COMPLETE OVERHAUL (INCLUDES COMPONENTS OF GASKET SET, STOCK NO. 2910-219-9230)	92679	260668R92		1	2	*	100		
X1				2910-332-6105	GASKET: LOWER, DISTRIBUTOR VALVE BUSHING	92679	66007D		6				14	24
X1				5310-527-8312	GASKET: PUMP HOUSING BOTTOM PLATE SCREW	92679	251760		8				15	14
X1				2910-424-8503	GASKET: SCAVENGING VALVE CAP	92679	650280		1				13	11
X1				5310-141-1742	WASHER, FLAT: SCAVENGING VALVE BODY	92679	61932D		2				13	15
X1				5330-290-8778	PACKING, PREFORMED: SCAVENGING VALVE BODY CAP (USE WITH CAP, STOCK NO. 92679 259851R1)	92679	259852R1		1					
X1				5310-850-0937	WASHER, FLAT: UPPER, HEAVY DISTRIBUTOR VALVE BUSHING	92679	679800		6				14	26
X1				5310-038-2578	WASHER, FLAT: UPPER, MEDIUM, DISTRIBUTOR VALVE BUSHING	92679	66005D		6				14	26
X1				2910-374-9193	STRAINER, SEDIMENT: SCAVENGING VALVE	92679	260588R2		1					
X1				5310-209-1057	WASHER, FLAT: DISTRIBUTOR VALVE BUSHING	92679	679790		6				14	26
X1				5310-141-1741	WASHER, FLAT: HIGH PRESSURE PIPE SCREW	92679	596490		8				14	19
X1				5310-431-1272	WASHER, FLAT: PLUNGER BUSHING SCREW	92679	596240		4				16	22
X1				5310-244-8166	WASHER, FLAT: PRIMARY PUMP FILTER	92679	679190		1				11	8
X1				5310-220-6560	WASHER, FLAT: REVERSE CHECK VALVE SCREW	92679	596460		2				16	12
X1				5310-424-8306	WASHER, FLAT: SMALL, FUEL RETURN PIPE	92679	596570		2				14	5
P F				2910-219-9230	GASKET SET	92679	260667R92		1	2	*	*		
X1				5330-424-8326	GASKET: BEARING CAGE	92679	597440		1				12	13
X1				2910-306-5084	GASKET: BEARING CAGE PRIMARY PUMP	92679	597460B		1				11	2
X1				2910-424-8322	GASKET: HOUSING COVER PRIMARY PUMP	92679	59732D		1				11	3
X1				5330-424-8499	GASKET: HOUSING COVER	92679	648700		1					
X1				2910-459-4979	GASKET: HOUSING SIDE COVER, INJECTION PUMP, PRIMARY	92679	253564R2		1					
X1				2815-424-8320	GASKET: PRIMARY PUMP HOUSING, DIESEL ENGINE	92679	597290		1					
X1				2910-424-8318	GASKET: PUMP FLANGE	92679	597090A		1				13	24
X1				2910-213-1612	GASKET: PUMP, FLANGE, INJECTION	92679	260627R1		1					
X1				2410-576-4722	GASKET: PUMP HOUSING BACK COVER	92679	596980B		1				15	8
X1				2410-613-7040	GASKET: PUMP HOUSING BOTTOM PLATE	92679	259841R1		1				15	11
X1				2910-715-1901	GASKET: PUMP HOUSING COVER	92679	253566R1		1					
X20				2910-424-8452	GASKET: PUMP HOUSING OIL FILLER NECK	92679	640440A		1	*	*	*	17	11
X1				5330-199-5878	GASKET: RACK ADJUSTING HOLE	92679	34050		1					
09X1				2910-822-1148	GASKET: REAR PUMP HOUSING BACK COVER	92679	253562R2		1				15	16

SOURCE CODES	FEDERAL STOCK NUMBER	DESCRIPTION	MANUFACTURER'S CODE	MANUFACTURER'S PART NO.	UNIT OF ISSUE	QTY INCORPORATED IN UNIT	GUIDE QUANTITIES PER 100 EQUIPMENTS: FIELD MAINTENANCE 15-DAY LEVEL 3RD ECH	FIELD MAINTENANCE 15-DAY LEVEL 4TH ECH	DEPOT MAINT 5TH ECH	ILLUSTRATIONS: FIGURE NO.	ILLUSTRATIONS: ITEM NO.
X1	2910-424-8500	GASKET: SCAVENGING GEAR PRIMARY PUMP	92679	648710		1					
X1	5330-424-8301	WASHER, NONMETALLIC: FUEL DISCHARGE FITTING	92679	596180		6				14	30
X1	5330-424-8504	GASKET: VALVE BODY	92679	650290		1				13	13
X1	5310-245-5455	WASHER, FLAT: DISCHARGE FITTING	92679	596130		6				14	31
X1	5310-424-8307	WASHER, FLAT: FUEL INLET FITTING AND RETURN PIPE	92679	596580		6				14	7
X1	5330-424-8308	WASHER, NONMETALLIC: FUEL INLET FITTING	92679	596670		2				14	10
X1	5330-431-1273	WASHER, NONMETALLIC: PLUNGER BUSHING	92679	596520		2					
X20	5310-732-1259	NUT, PLAIN, HEXAGON: INJECTION PUMP MOUNTING STUD	92679	260623R1		1	*	*	*		
09X20	5310-022-0066	NUT, PLAIN, HEXAGON: PUMP BRACKET	92679	220066		1	*	*	*		
09X20	5310-010-5604	NUT, PLAIN, HEXAGON: PUMP BREATHER PIPE CLIP	92679	105604		1	*	*	*		
09X20	5310-022-0066	NUT, PLAIN, HEXAGON	92679	220066		2	*	*	*		
X20	5310-383-9240	NUT, TUBE COUPLING: W/SLEEVE	92679	371650		1	*	*	*		
P F	2910-424-8319	PACKING, PREFORMED: LEVER SHAFT FUEL INJECTION PUMP	92679	59721D		1	2	*	100		
09X2F	5315-013-7137	PIN, COTTER	92679	137137		1	*	*	*		
X2F	5306-658-8459	BOLT, EXTERNALLY RELIEVED BODY: GOVERNOR SPRING	92679	260689R1		1	*	*	*		
P10R	2910-390-3531	PUMP, FUEL INJECTION (INCLUDES COMPONENTS OF GASKET SETS STOCK NO. 2910-219-9230 AND 2910-392-5361)	92679	253603R92		1	*	*	3		
X2H	2910-569-4686	ADAPTER ASSEMBLY, FUEL PLUNGER UNIT	92679	260398R91		1	*	*	*		
09P1F	2910-560-1925	FITTING, FUEL INLET	92679	260393R91		1	*	*	10	14	11
X2H	4730-699-9565	PLUG, PIPE: FUEL PRESSURE INDICATION	92679	258995R1		1	*	*	*		
09P1H	3110-144-8498	BEARING, BALL, ANNULAR: CAMSHAFT	92679	ST261		1		*	10	14	13
09P1H	3110-144-8510	BEARING, BALL, ANNULAR: CAMSHAFT	92679	ST207		1	SEE GRP 9901			14	15
P10R	2910-431-0666	PUMP, FUEL TRANSFER: PRIMARY	92679	251000R92		1	*	*	2		
X2F		COVER ASSEMBLY, HOUSING	92679	683890		1	*	*	*		
X2F	5306-355-3930	BOLT, MACHINE: PUMP HOUSING COVER	92679	683880		4	*	*	*	11	6
X1		COVER, HOUSING	92679	9708DA		1				11	4
X2F		SCREW:	92679	66002D		2	*	*	*	11	5
X2F		HOUSING:	92679	260475R91		1	*	*	*		
X1		HOUSING:	92679	250999R21		1					
PF	2910-355-3870	BEARING, SLEEVE: PUMP	92679	59730DA		5	8	*	125	12	11
X1		HOUSING ASSEMBLY: BEARING	92679	250999R23		1				12	14
X1		HOUSING	92679	250999R2		1				12	8
X2F	5315-141-1666	PIN, GROOVED, HEADLESS: BEARING CAGE	92679	59609D		2	*	*	*	12	9
X2F		PLUG, BODY	92679	59728D		1	*	*	*		
X2F	5305-012-1832	SCREW, MACHINE: PUMP HOUSING	92679	117820		3	*	*	*		
P1F	2910-351-9688	SPRING, HELICAL, COMPRESSION: BYPASS VALVE	92679	679180		1	2	*	25	12	16
P1F	4310-672-0189	VALVE, BYPASS	92679	59661DX		1	*	*	5	12	17
X2F		NUT, SPRING, PUMP PACKING	92679	59740D		1	*	*	*	12	4
PF	2910-217-3636	PACKING ASSEMBLY: PRIMARY PUMP	92679	59737DA		1	2	*	100	12	7
X2F	5330-707-6290	GLAND, PACKING: PRIMARY PUMP	92679	59738D		1	*	*	*	12	6
P1F	5340-282-6338	RING, RETAINING: PUMP SHAFT	92679	652100		1	*	*	10	12	3
X2F	2910-431-0739	SHAFT, DRIVE: FUEL PUMP	92679	260206R92		1	*	*	*		
P1F	2910-200-1473	GEAR, HELICAL	92679	260428R1		1	*	*	5	12	12
P1F	2815-270-3551	GEAR, HELICAL	92679	59741DB		1	*	*	5	12	15
P1F	2815-249-1154	GEAR, HELICAL: DRIVE, SCAVENGING PUMP	92679	59743DA		1	*	*	5	12	10
X2F	5315-431-1404	KEY, WOODRUFF: PUMP SHAFT	92679	640600B		2	*	*	*	12	19
P1F	2910-306-5167	SHAFT, DRIVE: FUEL PUMP	92679	59733DBX		1	*	*	5	12	2
X2F	2910-540-7694	COUPLING, SHAFT, RIGID	92679	59736D		1	*	*	*	12	1
X2F	5320-276-8573	RIVET, TUBULAR: SHAFT COUPLING	92679	61927D		1	*	*	*		
P1F	2910-355-3530	SHAFT, IDLER: WITH GEAR, PRIMARY PUMP	92679	260426R91		1	*	*	5		
09X2F	5315-628-4341	PIN, STRAIGHT, HEADLESS: IDLER	92679	59751D		1	*	*	*	12	18
PF	2910-424-8325	SPRING, HELICAL, COMPRESSION: PUMP PACKING	92679	59739D		1	2	*	25	12	5
P1F	2910-212-6867	STRAINER, FUEL: PRIMARY PUMP	92679	67922DA		1	*	*	10		
X1		BODY	92679	250339R11		1				11	7
X1	2910-459-8372	STRAINER, FUEL: FILTER	92679	67924D		1				11	9
09P1H	3110-144-8489	BEARING, BALL, ANNULAR: GOVERNOR FORK SHAFT	92679	ST259		1		*	10	15	7
09P1H	3110-144-8826	BEARING, BALL, ANNULAR: GOVERNOR SHAFT CENTER	92679	ST225A		1		*	10		
09P1H	3110-144-8789	BEARING, BALL, ANNULAR: GOVERNOR SHAFT	92679	ST286		1		*	10		
PH	3110-227-3003	BEARING, ROLLER, NEEDLE: GOVERNOR SHAFT	92679	59683D		2		*	25		
X2H	2910-025-3254	BLOCK, ASSEMBLY, DISTRIBUTOR VALVE	92679	253931R92		1	*	*	*		
X1		BLOCK, DISTRIBUTOR	92679	253557R21		1				14	2
X2H	2910-431-0752	CAP, INJECTION PUMP DISCHARGE OPENING	92679	261015R91		6	*	*	*	14	4
X2H	2910-219-9493	CLAMP, DISTRIBUTOR VALVE	92679	660080		6	*	*	*	14	23
X2H	5305-355-3914	SCREW, CAP:	92679	66002D		6	*	*	*	14	1
X2H	4730-554-7701	PLUG, MACHINE THREAD: REVERSE CHECK VALVE	92679	59645D		2	*	*	*	16	13
X2H	4730-580-2611	BOLT, FLUID PASSAGE	92679	66010DA		2	*	*	*	14	21

CODES	FEDERAL STOCK NUMBER	DESCRIPTION	MANUFACTURER'S CODE	MANUFACTURER'S PART NO.	UNIT OF ISSUE	QTY INCORPORATED IN UNIT	FIELD MAINTENANCE 10-DAY LEVEL		DEPOT MAINT	MAINT ALLOWANCE PER 100 EQUIPMENTS	
							3RD ECH	4TH ECH	5TH ECH		
PH	2910-233-1997	SPRING, HELICAL, COMPRESSION: FUEL DISTRIBUTOR VALVE	92679	596030		6		3	120	14	27
PH	2815-355-3929	VALVE, FUEL DISTRIBUTOR: W/BEARING	92679	600120		6		3	120	14	27
09K2F	5306-618-1336	BOLT, MACHINE: HOUSING BOTTOM PLATE	92679	182687		8	*	*	*	15	32
X2F		BOTTOM, PUMP HOUSING	92679	260499R21		1	*	*	*	15	32
X2F	5315-298-1520	PIN, GROOVED, HEADLESS: PUMP HOUSING BOTTOM	92679	596060		2	*	*	*	14	28
X2D	4730-699-9965	PLUG, PIPE: OIL DRAIN	92679	258995R1		1	*	*	*	17	26
P1H	2815-340-3807	LIFTER, PLUNGER	92679	253257R91		2		*	20	15	15
X2H	2815-355-3372	CAMSHAFT: VALVE, FUEL DISTRIBUTOR	92679	253559R1		1	*	*	*	14	14
X2D	4820-276-9039	COCK, DRAIN: PUMP HOUSING	92679	261158R91		1	*	*	*	17	16
X2F		COVER, PUMP HOUSING	92679	259637R2		1	*	*	*	15	9
X2F		COVER, PUMP HOUSING	92679	260956R1		1	*	*	*	15	15
X2D		CUP, OIL FILLER	92679	260429R92		1	*	*	*	17	8
X2D	4730-278-4501	ELBOW, PIPE TO TUBE: FUEL INLET PIPE	92679	373230		1	*	*	*		
PF	2910-314-8096	ADAPTER, DISTRIBUTOR BLOCK	92679	251720R1		6	2	*	60	14	28
X2H		FORK, GOVERNOR	92679	597600C		1		*	*	15	4
P1H	2910-355-3369	GEAR SET, HELICAL, MATCHED: CAMSHAFT AND GOVERNOR SHAFT	92679	253524R92		1		*	10		
X2H		HOUSING ASSEMBLY, PUMP	92679	259835R21		1		*	*		
09P1H	3110-120-3084	BEARING, ROLLER, NEEDLE: GOVERNOR FORK SHAFT	92679	457750		1		*	25		
09K2H	5306-617-8476	BOLT, MACHINE: PLUNGER BUSHING HEXAGON NUT	92679	252898R1		8		*	*		
X1	2815-340-3807	LIFTER, PLUNGER	92679	596360A		2					
P1H		BUSHING, SLEEVE: PUMP HOUSING	92679	619400		1		*	10	15	3
X2H	4730-554-7702	PLUG, MACHINE THREAD: PUMP HOUSING	92679	259561R1		1		*	*		
X1		HOUSING, PUMP	92679	259835R2		1				15	2
PH	2910-602-2937	TAPPET, VALVE, FUEL PUMP	92679	596040		6		5	120	14	32
X2H	5315-282-1269	PIN, STRAIGHT, HEADLESS: PUMP COVER	92679	619200		2		*	*		
PH	2910-290-0315	SEAL, PLAIN ENCASED: CONTROL LEVER SHAFT	92679	253570R91		1		2	100		
PH	5330-154-4168	SEAL, PLAIN ENCASED	92679	597220		1		2	100		
09K2H	5315-012-4545	KEY, WOODRUFF	92679	124545		2		*	*	14	16
PH	2990-371-7363	LIFTER, PLUNGER	92679	596350		2		2	40	16	8
X2F	2910-096-6043	LINE ASSEMBLY, FUEL RETURN	92679	253571R91		1	*	*	*	14	6
P1F	2910-219-9447	LOCK, DISCHARGE FITTING	92679	596140		3	*	*	15	14	12
PF	2910-317-7898	LOCK, PUMP FLANGE CAP SCREW: FUEL INJECTION	92679	597120		5	2	*	25	13	17
X2F	2910-219-9448	NUT, DISCHARGE FITTING	92679	596150A		3	*	*	*		
X2F	5310-269-6757	NUT, PLAIN, HEXAGON: CLAMP DISCHARGE FITTING	92679	596170		6	*	*	*	14	3
X2H	5310-282-5646	NUT, SLOTTED, HEXAGON: CAMSHAFT	92679	250257R1		1		*	*	13	21
X2D	5310-383-9240	NUT, TUBE COUPLING: FUEL INLET PIPE	92679	371650		1	*	*	*		
PH	2910-371-7267	PACKING, PREFORMED: GEAR HUB, FUEL PUMP	92679	260487R1		1		2	100		
X2H	5315-011-2526	PIN, COTTER: TORQUE SPRING PIN	92679	189798		1		*	*		
X2H	2910-312-7636	PIPE, FUEL: REAR, HIGH PRESSURE INJECTION PUMP	92679	261594R91		1		*	*	14	20
X2H	2815-541-7223	BENT TUBE, STEEL: DISTRIBUTOR VALVE BLOCK	92679	261593R91		1		*	*	14	22
P1H	2910-355-3438	PLUNGER ASSEMBLY, FUEL PUMP	92679	256467R91		2		*	10		
X2H	2910-355-3920	VALVE ASSEMBLY, FUEL PUMP: REVERSE CHECK	92679	663920		2		*	*	16	10
X1		VALVE ASSEMBLY, FUEL PUMP: REVERSE GEAR CHECK	92679	596440A		2					
X2H	5305-559-7645	SCREW, MACHINE: CHECK VALVE BLOCK CLAMP	92679	596400		4		*	*	16	9
X2H	4730-554-7701	PLUG, MACHINE THREAD: REVERSE CHECK VALVE	92679	596450		2		*	*		
P1H	5340-812-2921	DISK, SOLID, PLAIN: SPRING, REVERSE CHECK VALVE (AS REQUIRED)	92679	259593R1		0		*	10		
P1H	2910-431-1271	SPRING, HELICAL, COMPRESSION: CHECK VALVE	92679	596380		2		*	20	16	20
P1H	2910-664-4445	SPRING, HELICAL, COMPRESSION: REVERSE CHECK	92679	596420		2		*	20	16	11
X2H	2910-871-2769	VALVE, INJECTION PUMP	92679	59637DX		2		*	*		
X2H	2910-819-4255	VALVE, REVERSE CHECK	92679	59641DXA		2		*	*		
PF	2910-424-8305	FILTER ELEMENT, FUEL: INJECTION PUMP	92679	596500A		2		*	*		
X2H	2815-355-3412	FLANGE, RETAINER PLUNGER BUSHING	92679	255022R1		2	2	*	20	16	14
P1H	2990-355-3410	GEAR, SPUR: PLUNGER CONTROL GOVERNOR	92679	255020R1		2		*	*	16	4
PH	2910-355-3437	PLUNGER, FUEL PUMP: WITH BUSHING	92679	256438R11		2		*	10	16	3
X2H	2990-355-3411	RETAINER, PLUNGER BUSHING: GOVERNOR	92679	255021R1		2		2	40	16	2
X2H	5305-276-7943	SCREW, MACHINE: PLUNGER BUSHING	92679	596230		2		*	*	16	5
X2H	2910-620-0226	SEAT, SPRING CENTERING	92679	596340		4		*	*	16	21
P1H	5340-333-1996	SPRING, HELICAL, COMPRESSION: FUEL RETURN CHECK	92679	256117R1		2		*	*	16	7
P1H	5340-333-1995	SPRING, HELICAL, COMPRESSION: PLUNGER	92679	596330		2		*	20	16	17
X2H	2910-658-6166	STOP, FUEL RETURN	92679	260456R94		2		*	20	16	6
X2H	4730-540-4437	CAP, TUBE: FUEL RETURN PIPE	92679	596590A		2		*	*	16	15
						2		*	*	14	8

SOURCE CODES	FEDERAL STOCK NUMBER	DESCRIPTION	MANUFACTURER'S CODE	MANUFACTURER'S PART NO.	UNIT OF ISSUE	QTY INCORPORATED IN UNIT	GUIDE QUANTITIES PER 100 EQUIPMENTS: FIELD MAINTENANCE 15-DAY LEVEL 3RD ECH	FIELD MAINTENANCE 15-DAY LEVEL 4TH ECH	DEPOT MAINT 5TH ECH	ILLUSTRATIONS FIG. NO.	ILLUSTRATIONS ITEM NO.
X2H	2815-508-2249	COLLAR, LOCKING	92679	260404R1		2		*	*	16	19
X2H	2910-355-3905	RETAINER, PLUNGER SPRING	92679	646790		2		*	*	16	1
X2H	2910-620-0267	SEAT, SPRING CENTER RING		263020R1		2		*	*	16	18
X2H	2910-213-1811	VALVE, BYPASS: PLUNGER	92679	260401R11		2		*	*	16	16
X2H	2815-316-0569	FLANGE, PUMP, WITH PINS	92679	89730AX		1		*	*		
X2H	5307-040-3994	STUD, PLAIN: PUMP FLANGE	92679	260489R1		1		*	*		
X1		FLANGE, PUMP	92679	89730A		1				13	23
X2H	5315-141-1666	PIN, GROOVED, HEADLESS: PUMP FLANGE	92679	596090		1		*	*		
PH	5330-247-6864	SEAL, PLAIN ENCASED: OIL, CAMSHAFT	92679	596750		2		5	200	13	19
X2H	2910-424-8413	NUT, INJECTION PUMP GEAR	92679	629430		1		*	*	13	20
X2H	2910-620-0990	RACK, CONTROL, FUEL INJECTION PUMP	92679	259556R92		1		*	*		
X2H		BOLT, MACHINE	92679	259559R1		1		*	*	13	3
X2H	5310-829-2682	NUT, PLAIN, HEXAGON: RACK ADJUSTMENT ROD	92679	253548R1		1		*	*	13	6
X2H	5310-558-7212	NUT, PLAIN, HEXAGON: RACK ADJUSTMENT ROD	92679	253547R1		1		*	*	13	7
X2H	5310-579-1230	NUT, PLAIN, HEXAGON: RACK EQUALIZER	92679	259560R1		1		*	*	13	4
X2H		RACK, FRONT	92679	259562R1		1		*	*	13	2
X2H		RACK, REAR	92679	259563P2		1		*	*	13	5
X2H	5320-286-7956	RIVET, SOLID	92679	596880		1		*	*		
X2H		ROD, RACK ADJUSTING	92679	259557P11		1		*	*	13	1
X2H		SPACER, RACK	92679	251163R1		1		*	*	13	8
X2H	2910-317-7896	RETAINER, CAMSHAFT BEARING	92679	596730		1		*	*	14	17
X2H		BOLT	92679	260626R1		3		*	*	14	18
09X2H	5305-274-2352	SCREW, CAP, SOCKET HEAD: PUMP FLANGE	92679	59711D		3		*	*	13	18
09X2H	5305-275-5290	SCREW, CAP, SOCKET HEAD: PUMP FLANGE	92679	597100		2		*	*	13	22
09X2H	5305-017-9795	SCREW, CAP, HEXAGON HEAD: PUMP HOUSING	92679	179796		1		*	*		
09X2H	5305-261-1825	SCREW, CAP, HEXAGON HEAD: PUMP HOUSING	92679	179798		6		*	*		
09X2D	5305-261-2783	SCREW, CAP, HEXAGON HEAD	92679	181067		1	*	*	*	17	9
09X2F	5305-558-4741	SCREW, CAP, HEXAGON HEAD: COVER SEAL, PUMP HOUSING	92679	59707DA		1	*	*	*		
09X2F	5305-839-4534	SCREW, MACHINE: DISCHARGE FITTING	92679	59616D		3	*	*	*		
X2F	5305-213-1632	SCREW, MACHINE: FUEL RETURN PIPE, DISTRIBUTOR VALVE BLOCK	92679	59660DA		1	*	*	*	14	9
09X2F	5305-012-1722	SCREW, MACHINE: PUMP HOUSING BACK COVER	92679	121722		8	*	*	*	15	10
09X2H	5305-013-2921	SCREW, MACHINE: TORQUE ARM STOP HOLDER	92679	132921		1		*	*		
X2H		SCREW, RACK LOCATING	92679	59714DB		2		*	*		
X2F		BOLT	92679	260474R1		1	*	*	*		
X2H	2990-034-8213	SHAFT ASSEMBLY, GOVERNOR FORK	92679	59762DAX		1		*	*		
09X2H	5315-012-4541	KEY, WOODRUFF: GOVERNOR FORK SHAFT	92679	124541		1		*	*	15	5
X2H	5315-431-1404	KEY, WOODRUFF: TORQUE LEVER	92679	640600B		1		*	*		
X2H		NUT	92679	59763D		1		*	*		
X1	2910-431-1288	SHAFT ASSEMBLY, GOVERNOR FORK: FUEL INJECTION PUMP	92679	59762DA		1				15	6
P1H	2990-214-2798	SHAFT ASSEMBLY, GOVERNOR	92679	256421R41		1		*	5		
09X2H	5315-012-4543	KEY, WOODRUFF: GOVERNOR SHAFT	92679	124543		1		*	*		
09X2H	5315-012-4545	KEY, WOODRUFF: GOVERNOR SHAFT	92679	124545		2		*	*		
X2H	5310-268-7084	NUT, PLAIN, HEXAGON: GOVERNOR	92679	59682D		2		*	*		
09X2H	5305-212-1067	SCREW, TAPPING, THREAD FORMING: OIL SLINGER	92679	145125		2		*	*		
X1		SHAFT, GOVERNOR	92679	256421R4		1					
X2H		DEFLECTOR, OIL	92679	260788R1		2		*	*		
X2H		SLEEVE, CENTER BEARING	92679	256423R1		1		*	*		
P1H	2990-355-3869	SLEEVE, GOVERNOR: WITH THRUST BEARING	92679	59693DX		1		*	10		
P1H	5340-333-1990	SPRING, BUMPER (As REQUIRED)	92679	261519R1		0		*	10		
09P1H	5340-333-1991	SPRING, BUMPER (As REQUIRED)	92679	261520R1		0		*	10		
P1H	2910-355-3923	SPRING, HELICAL , EXTENSION: GOVERNOR, INNER	92679	67208D		1		*	10		
P1H	2990-339-5160	SPRING ASSEMBLY GOVERNOR CONTROL	92769	257719R91		1		*	10		
X2F	2910-424-8439	STRAINER, SCAVENGING: FUEL INJECTION PUMP	92679	63427DX		1	*	*	*	13	9
X2H	2910-715-7291	CONTROL ASSEMBLY, TORQUE	92679	257653R92		1		*	*		
X1		ARM, TORQUE SPRING	92679	59784DD		1					
X2H	2410-558-4742	BRACKET, ANGLE: TORQUE ARM STOP	92679	61946DA		1		*	*		
X1		LEVER, TORQUE	92679	59767DB		1					
X2H	5310-558-9400	NUT, PLAIN, HEXAGON: TORQUE LEVER STOP SCREW				4		*	*		
X2H	5315-276-3715	PIN, STRAIGHT, HEADED: TORQUE SPRING	92679	65066D		1		*	*		
X2H	5305-558-6525	SETSCREW: TORQUE LEVER	92679	59772D		1		*	*		
X2H		SCREW	92679	61951D		1		*	*		
X2H	2990-431-1345	SEAT, TORQUE SPRING	92679	262039R1		1		*	*		
X2H	5305-207-0734	SETSCREW: TORQUE PICKUP	92679	61943DB		2		*	*		
X1	2990-620-0230	SEAT, SPRING, GOVERNOR TORQUE	92679	59782DX		1					
X2H		SPACER, TORQUE LEVER	92679	59793D		2		*	*		
PH	2910-374-9187	SPRING	92679	259736R2		7		4	70		
X2F	2910-493-3890	VALVE ASSEMBLY, FUEL PUMP: SCAVENGING	92679	257657R91		1	*	*	*		
X1	2910-219-9200	CAP, SCAVENGING VALVE	92679	259851R11		1				13	10
P1F	2910-205-5423	SPRING, HELICAL, COMPRESSION: SCAVENGING VALVE	92679	619290		1	*	*	10	13	14

MATERIAL	SOURCE	MAINT	RECOVERABILITY	FEDERAL STOCK NUMBER		MANUFACTURER'S CODE	MANUFACTURER'S PART NO.	UNIT OF ISSUE	QTY INCORP IN UNIT	MAINTENANCE 15-DAY LEVEL 3RD ECH	MAINTENANCE 15-DAY LEVEL 4TH ECH	DEPOT MAINT 5TH ECH	FIGURE NO.	ITEM NO.
	X1			2910-390-9484	TAPPET, FUEL PUMP: SCAVENGING VALVE	92679	61933DAX		1				13	16
	X1			2910-459-8240	VALVE SCAVENGING: INJECTION PUMP HOUSING	92679	66109D		1				13	12
						92679	260780R1		8					
	X2F			5310-209-3527	WASHER, KEY: PUMP HOUSING BOTTOM	92679	106497		8	*	*	*		
	09X2F			5310-010-7597	WASHER, LOCK: BACK COVER	92679	114604		8		*	*		
	X2F			5310-011-4609	WASHER, LOCK: PUMP HOUSING	92679	106497		3		*	*		
	09X2H			5310-010-6497	WASHER, LOCK: TORQUE ARM STOP HOLDER	92679	103319		2	*	*	*		
	X2D			5310-010-3319	WASHER, LOCK	92679	255654R93		1		*	*	17	10
	X2H			2910-420-0270	WEIGHT AND CARRIER ASSEMBLY, GOVERNOR	92679	255388R3		1					
	X1				CARRIER, GOVERNOR WEIGHT	92679	59687D		2					
	X1			2805-278-2141	PIN, PISTON: GOVERNOR WEIGHT	92679	59688D		2					
	X1			5320-286-7256	RIVET, SOLID: GOVERNOR WEIGHT	92679	260232R11		1					
	X1				WEIGHT, GOVERNOR	92679	68419D		1					
	MH				WIRE, RETAINING SCREW, CAMSHAFT BEARING MANUFACTURE FROM:									
	PH			9505-198-9105	WIRE, STEEL, CARBON (8 IN. REQUIRED)			FT		SEE GRP 9501				
	09X20			5305-275-5290	SCREW, CAP, SOCKET HEAD: FLANGE	92679	59710D		2	*	*	*		
	09X20			5305-017-9812	SCREW, CAP, HEXAGON HEAD: INJECTION PUMP	92679	179842		2	*	*	*		
	09X20			5305-577-5462	SCREW, CAP, HEXAGON HEAD: PUMP BRACKET	92679	179839		3	*	*	*		
	X20			5306-276-8190	BOLT, MACHINE: PUMP MTG	92679	62941D		2	*	*	*	17	14
	X2F			2910-424-8394	SEAL, LEAD, PUMP HOUSING COVER: FUEL INJECTION	92679	61921D		1	*	*	*		
	X20			5310-010-3321	WASHER, LOCK: PUMP BRACKET	92679	103321		2	*	*	*	17	13
	X20			5310-010-3321	WASHER, LOCK	92679	103321		5	*	*	*		
					0304 - AIR CLEANER									
	X20			2940-818-3901	AIR CLEANER, INTAKE: CARBURETOR	92679	251220R91		1	*	*	*	18	
	X1				BODY, AIR CLEANER	92679	252342R91		1				18	6
	X1			2940-753-9079	CLAMP, RETAINING, OIL CUP: AIR CLEANER	92679	255063R91		1				18	8
	X1				CUP, OIL	92679	252345R91		1				18	9
	X1				TRAY, AIR CLEANER	92679	252343R91		1				18	7
	X20			5305-292-8939	SCREW, CAP, HEXAGON HEAD: BRACKET, AIR CLEANER	92679	179880		4	*	*	*		
	X20				BRACKET, AIR CLEANER	92679	252727R91		2	*	*	*	18	10
	X1				BAND, AIR CLEANER BRACKET	92679	559190A		2					
	X1				BRACKET, AIR CLEANER	92679	559180A		2					
	09X20			5310-010-5606	NUT, PLAIN, SQUARE	92679	105606		2	*	*	*		
	09X20			5305-206-8307	SCREW, MACHINE	92679	117308		2	*	*	*		
	X20			5310-010-3321	WASHER, LOCK	92679	103321		2	*	*	*		
	X20				CAP, AIR CLEANER	23926	D30172		1	*	*	*		
	X20			2940-424-7765	CAP, AIR INTAKE: AIR CLEANER	92679	49464DA		1	*	*	*	18	1
	X20			2940-753-9082	BAND ASSEMBLY: AIR CLEANER	23926	D30166		2	*	*	*		
	X20			4730-358-5965	CLAMP, HOSE (GE)	23926	D30176		2	*	*	*		
	X20				CLAMP, HOSE: AIR CLEANER PIPE	92679	91406H		2	*	*	*	18	2
	X1			5330-297-5087	GASKET: FLANGE, AIR CLEANER PIPE (COMPONENT OF REPAIR KIT, STOCK NO. 2815-606-9415, SEE GROUP 0100)	92679	50529D		1				18	4
	PO			2940-694-1015	GASKET: PIPE FLANGE	23926	D30163		1	2	*	100		
	MO				HOSE MANUFACTURE FROM:	92679	995103R1		1					
	PO			4720-289-0491	HOSE, RUBBER (2-5/8 IN. REQUIRED) (GE)			FT		SEE GRP 9501				
	MO				HOSE, RUBBER: AIR CLEANER MANUFACTURE FROM:	92679	489180		1				18	5
	PO			4720-289-0491	HOSE, RUBBER (2-5/8 IN. REQUIRED) (GE)			FT		SEE GRP 9501				
	09X20			5310-022-0068	NUT, PLAIN, HEXAGON: AIR CLEANER BRACKET	92679	220068		4	*	*	*		
	X20			5310-265-9215	NUT, PLAIN, HEXAGON: AIR CLEANER PIPE	92679	103026		4	*	*	*		
	X20				PIPE, W/FLANGE	92679	252725R11		1	*	*	*	18	3
	09X20			5305-017-9881	SCREW, CAP, HEXAGON: AIR CLEANER SUPPORT	92679	179881		3	*	*	*		
	X20				SUPPORT, AIR CLEANER	92679	252726R1		1	*	*	*		
	X20			5310-010-3323	WASHER, LOCK: AIR CLEANER BRACKET	92679	103323		4	*	*	*		
	09X20			5310-010-3321	WASHER, LOCK: AIR CLEANER PIPE	92679	103321		4	*	*	*		
	X20			5310-010-3323	WASHER, LOCK: AIR CLEANER SUPPORT CAPSCREW	92679	103323		3	*	*	*		
					0306 - TANKS, LINES, FITTINGS									
	X20				BRACE, FUEL INJECTION LINE	92679	258047R1		2	*	*	*		
	X20			2910-355-3203	STRAP, RETAINING: FUEL FILTER AND INJECTION PUMP	92679	165180		2	*	*	*		
	X20				CLAMP, FUEL INJECTION LINE	92679	258046R1		1	*	*	*		
	X20				CLAMP, INJECTION PIPE	92679	258049R2		2	*	*	*		
	X20			4820-287-4649	COCK, SHUTOFF, SCREW STEM	92679	260750R91		1	*	*	*		
	X20			4730-044-4040	ELBOW, PIPE: AIR TRAP TUBE (GE)	92679	260304R1		1	*	*	*		
	X20			4730-278-4501	ELBOW, PIPE TO TUBE: FUEL FILTER TO INJECTION PUMP	30327	8963-8X1-4		2	*	*	*		
	X20			4730-289-3268	ELBOW, PIPE TO TUBE: FUEL FILTER TO PRIMARY PUMP	92679	225100		1	*	*	*		

SOURCE CODES	FEDERAL STOCK NUMBER	DESCRIPTION	MANUFACTURER'S CODE	MANUFACTURER'S PART NO.	UNIT OF ISSUE	QTY INCORPORATED IN UNIT	GUIDE QUANTITIES PER 100 EQUIPMENTS: FIELD MAINTENANCE 15-DAY LEVEL 3RD ECH	GUIDE QUANTITIES PER 100 EQUIPMENTS: FIELD MAINTENANCE 15-DAY LEVEL 4TH ECH	GUIDE QUANTITIES PER 100 EQUIPMENTS: DEPOT MAINT 5TH ECH	ILLUSTRATIONS: FIGURE NO.	ILLUSTRATIONS: ITEM NO.
X20	4730-278-4501	ELBOW, PIPE TO TUBE: INJECTION PUMP BREATHER PIPE	30327	89L3-8X1-4		1	*	*	*		
P10	2910-698-7339	LINE ASSEMBLY, FUEL FILTER TO PUMP	92679	263367R11		1	*	*	10		
P10	2910-312-7630	LINE ASSEMBLY, FUEL, FINAL FILTER TO INJECTION PUMP	92679	260735R11		1	*	*	10	17	7
P10	2910-339-5163	LINE ASSEMBLY, INJECTION PUMP TO AIR TRAP	92679	260793R11		1	*	*	10	17	12
AF	2910-421-7229	LINE SET, FUEL INJECTION	92679	254467R92		1					
P10	2910-459-4990	LINE ASSEMBLY, FUEL INJECTION PUMP: No. 1 CYLINDER	92679	254461R12		1	*	*	10	17	1
P10	2910-459-4991	LINE ASSEMBLY, FUEL INJECTION PUMP: No. 2 CYLINDER	92679	254462R12		1	*	*	10	17	2
P10	2910-459-4992	LINE ASSEMBLY, FUEL INJECTION PUMP: No. 3 CYLINDER	92679	254463R12		1	*	*	10	17	3
P10	2910-459-4993	LINE ASSEMBLY, FUEL INJECTION PUMP: No. 4 CYLINDER	92679	254464P12		1	*	*	10	17	4
P10	2910-459-4994	LINE ASSEMBLY, FUEL INJECTION PUMP: No. 5 CYLINDER	92679	254465R12		1	*	*	10	17	5
P10	2910-459-4995	LINE ASSEMBLY, FUEL INJECTION PUMP: No. 6 CYLINDER	92679	254466R12		1	*	*	10	17	6
09X20	5310-660-2649	NUT, PLAIN, HEXAGON: INJECTION PIPE CLIP	92679	103024		7	*	*	*		
X20	5310-011-0634	NUT, PLAIN, SQUARE: FUEL TUBE CLAMP	92679	110634		1	*	*	*		
X20	5310-383-0240	NUT, TUBE COUPLING: WITH SLEEVE	92679	371650		16	*	*	*		
X20	2910-312-7629	LINE ASSEMBLY, FUEL	92679	260734R11		1	*	*	*		
09X20	5305-018-1315	SCREW, CAP, HEXAGON HEAD: INJECTION PIPE CLAMP AND BRACE	92679	181315		7	*	*	*		
X20	5305-011-0501	SCREW, MACHINE: FUEL TUBE CLAMP	92679	110501		1	*	*	*		
10P0	8305-355-3276	FELT, STRIP: FUEL TUBE CLAMP	92679	251112R1		2	SEE	GRP	9901		
X20		VALVE, BALL CHECK: SCAVENGING	92679	260757R92		1	*	*	*		
X20	2910-379-2705	VALVE, CHECK: SCAVENGING, FUEL FILTER LINES	92679	260834R92		1	*	*	*		
X20	2815-305-9877	ADAPTER, STRAIGHT, PIPE TO TUBE	92679	260833R1		1	*	*	*		
X1		BODY, SCAVENGINE CHECK VALVE	92679	260758R1		1					
P10	2815-598-9904	SPRING, HELICAL, COMPRESSION: SCAVENGING CHECK VALVE	92679	260759R2		1	*	*	8		
X1	2910-219-9340	VALVE, SCAVENGER, ENGINE	92679	354057R2		1					
X20	5310-209-1056	WASHER, FLAT: SCAVENGING CHECK VALVE	92679	260760R1		1	*	*	*		
09X20	5310-010-6497	WASHER, LOCK: FUEL TUBE CLAMP	92679	103319		7	*	*	*		
X20	5310-010-3319	WASHER, LOCK: INJECTION PIPE CLAMP SCREW	92679	103319		7	*	*	*		
		0308 - ENGINE SPPED GOVERNOR									
09X20	5305-263-7593	SCREW, MACHINE	92679	13239R1		2	*	*	*		
09X20	5310-266-0385	NUT, PLAIN, HEXAGON	92679	13000R1		2	*	*	*		
09X20	5315-010-3363	PIN, COTTER: CARBURETOR CONTROL ROD	92679	103361		2	*	*	*		
09X20	5315-010-7762	PIN, COTTER: GOVERNOR CONTROL ROD TRUNNION PIN	92679	107762		1	*	*	*		
X20	5315-010-3495	PIN, STRAIGHT, HEADED: GOVERNOR CONTROL ROD TRUNNION	92679	103495		1	*	*	*		
X20		ROD ASSEMBLY, GOVERNOR CONTROL	23926	SA30487		1	*	*	*		
X20		ROD ASSEMBLY, GOVERNOR CONTROL	92679	256660R91		1	*	*	*		
09X20	5305-261-1867	SCREW, CAP, HEXAGON HEAD: GOVERNOR CONTROL LEVER	92679	179838		2	*	*	*		
09X20	5310-010-3319	WASHER, LOCK: GOVERNOR CONTROL LEVER	92679	103319		2	*	*	*		
X20	5310-010-3321	WASHER, LOCK: GOVERNOR CONTROL LEVER	92679	103321		2	*	*	*		
X20		COUPLING, GOVERNOR CONTROL ROD	23926	D29317		1	*	*	*		
		0309 - FUEL FILTERS									
X20	4820-287-4649	COCK, SHUTOFF, SCREW STEM: FILTER BASE	92679	260750R91		1	*	*	*		
X20	2910-331-7975	FILTER ASSEMBLY, FUEL OIL	92679	260712R91		1	*	*	*	19	
X20	2910-360-3635	BAIL, FUEL FILTER BOWL: WATER TRAP	92679	60878DX		1	*	*	*	19	19
X1		BASE, FUEL FILTER	92679	260698R2		1				19	13
P 0	2910-356-0714	BOWL, WATER TRAP	92679	60877D		1	5	*	10	19	18
X1		HOUSING, FUEL FILTER	92679	260699R1		2				19	10
X20	4820-276-9038	COCK, DRAIN: FUEL FILTER	92679	9982T		2	*	*	*	19	14
X20	2910-674-4842	COVER, FUEL FILTER	92679	261193R91		1	*	*	*		
P10	2940-424-7431	BLEEDER, VALVE, FUEL FILTER	92679	39677D		2	*	*	5	19	1
X1		COVER, FUEL FILTER CASE	92679	261192R91		2				19	5
P 0	5310-245-5457	WASHER, FLAT: FUEL FILTER COVER NUT	92679	261535R1		2	3	*	200	19	3
X20	2540-606-5211	NUT	92679	260703R2		2	*	*	*	19	2
X20	5340-573-6728	RING, RETAINING: FUEL FILTER COVER NUT	92679	260705R1		2	*	*	*	19	4
P 0	5330-297-5879	WASHER, NONMETALLIC: FUEL FILTER CASE COVER	92679	260839R1		2	60	*	200	19	6
P 0	2910-025-3255	FULTER ELEMENT, FLUID PRESSURE	92679	259480R92		2	60	*	200	19	7
X1	2910-590-7818	GASKET: FUEL STRAINER BOWL, WATER TRAP (COMPONENT OF REPAIR KIT, STOCK No. 2815-606-9415, SEE GROUP 0100)	92679	260708R1		1				19	17

SOURCE CODES	FEDERAL STOCK NUMBER	DESCRIPTION	MANUFACTURER'S CODE	MANUFACTURER'S PART NO.	UNIT OF ISSUE	QTY INCORPORATED IN UNIT	PER 100 EQUIPMENTS: FIELD MAINTENANCE 15-DAY LEVEL 3RD ECH	PER 100 EQUIPMENTS: FIELD MAINTENANCE 15-DAY LEVEL 4TH ECH	PER 100 EQUIPMENTS: DEPOT MAINT 5TH ECH	ILLUSTRATIONS: FIGURE NO.	ILLUSTRATIONS: ITEM NO.
X20	5310-208-3240	NUT, PLAIN, HEXAGON: FUEL FILTER CASE STUD	92679	260701R1		2	*	*	*	19	15
P O	2910-171-8057	PACKING, PREFORMED: FUEL FILTER CASE	92679	260710R2		2	3	*	200	19	12
X20		PIPE, DRAIN, WATER TRAP	92679	260709R1		1	*	*	*	19	16
P O	2910-219-9237	SCREEN, WATER SEPARATOR	92679	260706R91		1	2	*	20	19	9
P O	2910-664-3995	SPRING, HELICAL, COMPRESSION: WATER SEPARATOR	92679	260707R1		1	2	*	20	19	8
X20	5307-393-7453	STUD, FILTER CASE: FUEL	92679	260700R1		2	*	*	*	19	11
X1	2910-256-7013	GASKET: BRACKET, WATER TRAP (COMPONENT OF REPAIR KIT, STOCK NO. 2815-606-9415, SEE GROUP 0100)	92679	515270B		1					
		0312 - THROTTLE AND CHOKE CONTROLS									
X20		BRACKET, CLAMP	23926	D20225		1	SEE GRP 9901				
X20	5340-430-9241	CLAMP, LOOP: CHOKE WIRE	23926	D22115		1	*	*	*		
P10	2990-204-3178	CONTROL ASSEMBLY, PUSH-PULL: CHOKE	79470	8354-1D		1	SEE GRP 99015				
X20		ROD, CONTROL, CARBURETOR	92679	252664R1		1	*	*	*		
		GROUP 04 - EXHAUST SYSTEM									
		0401 - MUFFLER AND PIPE									
X20	2815-431-0998	FLANGE, PIPE, EXHAUST	92679	5052D		1	*	*	*	8	2
P O	2815-247-6898	GASKET: EXHAUST PIPE FLANGE	92679	393980		2	9	*	200	8	3
09X20	5310-022-0068	NUT, PLAIN, HEXAGON: EXHAUST PIPE FLANGE STUD	92679	220068		8	*	*	*		
X20	2990-431-1217	PIPE, STEEL: EXHAUST	92679	588500		2	*	*	*	8	1
		GROUP 05 - COOLING SYSTEM									
		0501 - RADIATOR									
X20R	2930-736-0150	RADIATOR ASSEMBLY, ENGINE COOLING	92679	256173R91		1	*	*	*		
09X2F	5306-268-5941	BOLT, MACHINE: RADIATOR	92679	179937		6	*	*	*		
P O	2520-386-1610	CAP ASSEMBLY, TANK, RADIATOR	92679	42611D		1	2	*	3		
X1	2930-371-7380	CLAMP, RADIATOR CAP	92679	421580		1				20	9
X1	2930-390-9456	COVER, RADIATOR CAP	92679	5913D		1				20	11
P O	5330-599-5476	GASKET: RADIATOR CAP	92679	255047R3		1	2	*	25	20	10
X1	2930-374-9286	KNOB: CAP CLAMP, RADIATOR	92679	426100		1				20	12
09X20	5315-059-0693	PIN, COTTER: RADIATOR CAP CLAMP HANDLE	92679	12455R1		1	*	*	*		
X20	4730-289-2227	CLAMP, HOSE: OUTLET HEADER BYPASS PIPE (GG)	92679	91406HA		4	SEE GRP 0503				
X2F	5340-374-9221	CLAMP, LOOP: OVERFLOW PIPE, RADIATOR	92679	27307D		1	*	*	*	20	25
P1F	2930-424-7813	CORE, RADIATOR	92679	501290A		1	*	*	5	20	3
X20		ELBOW, RADIATOR INLET	92679	252689R1		1	SEE GRP 0503				
X20	2930-355-3349	ELBOW, RADIATOR OUTLET	92679	252691R1		1	SEE GRP 0503				
X1	2930-431-0689	GASKET: RADIATOR INLET AND OUTLET ELBOW	92679	252690R2		2	SEE GRP 0503				
P F	2930-706-6077	GASKET: RADIATOR, LOWER	92679	501260		2	2	*	50	20	7
M F		GASKET	92679	520330		1				20	4
09P F	5330-233-5845	MANUFACTURE FROM: PAPER, GASKET (2 x 2 IN. REQUIRED)			YD		SEE GRP 9501				
X20		GRILLE ASSEMBLY	92679	55872D		1	*	*	*	20	2
M O	4720-386-1627	HOSE, RUBBER: RADIATOR INLET	92679	42614D		4	SEE GRP 0503				
M O	4720-386-1627	HOSE, RUBBER: RADIATOR OUTLET	92679	42614D		4	SEE GRP 0503				
X20		HOUSING, FAN: LH	92679	252694R1		1	SEE GRP 0502				
X20		HOUSING, FAN: RH	92679	252695R1		1	SEE GRP 0502				
X2F	2815-355-3389	PIPE, OVERFLOW, RADIATOR	92679	254469R11		1	*	*	*	20	5
X20	2930-371-7273	PLUG, DRAIN, RADIATOR	92679	27843D		1	*	*	*	20	23
X20	5305-017-9835	SCREW, CAP, HEXAGON HEAD: FAN HOUSING	92679	179835		12	SEE GRP 0502				
09X2F	5305-017-9885	SCREW, CAP, HEXAGON HEAD: RADIATOR CORE SPACER	92679	179885		12	*	*	*		
X2F	5305-017-9887	SCREW, CAP, HEXAGON HEAD: RADIATOR CORE SPACER	92679	179887		4	*	*	*		
09X2F	5305-017-9840	SCREW, CAP, HEXAGON HEAD: RADIATOR CORE STIFFENER	92679	179840		34	*	*	*		
X20	5306-362-0737	BOLT, MACHINE: RADIATOR GRILLE	92679	179837		17	*	*	*		
09X20	5305-017-9841	SCREW, CAP, HEXAGON HEAD: RADIATOR OUTLET	92679	179841		3	*	*	*		
X2F	2930-153-1144	SPACER, SUPPORT BRACKET: LH	92679	6987DA		1	*	*	*	20	20
X2F	2930-153-1145	SPACER, SUPPORT BRACKET: RH	92679	6988DA		1	*	*	*	20	6
X2F	2930-371-7325	SUPPORT, RADIATOR CORE: FRONT	92679	501370		2	*	*	*		
X2F	2930-355-3778	STRIP, REINFORCEMENT, RADIATOR HEADER: LOWER REAR	92679	501360		1	*	*	*		
X2F	2930-355-3777	STRIP, REINFORCEMENT, RADIATOR HEADER: UPPER REAR	92679	501350		1	*	*	*		

SOURCE CODES	FEDERAL STOCK NUMBER	DESCRIPTION	MANUFACTURER'S CODE	MANUFACTURER'S PART NO.	UNIT OF ISSUE	QTY INCORPORATED IN UNIT	GUIDE QUANTITIES PER 100 EQUIPMENTS: FIELD MAINTENANCE 15-DAY LEVEL 3RD ECH	FIELD MAINTENANCE 15-DAY LEVEL 4TH ECH	DEPOT MAINT 5TH ECH	ILLUSTRATIONS: FIGURE NO.	ITEM NO.
09X2F	5305-577-5462	SCREW, CAP, HEXAGON HEAD: RADIATOR STIFFENER	92679	179839		31	*	*	*		
X2F		TANK, WATER: LOWER	92679	252686R1		1	*	*	*	20	24
X2F		TANK, WATER: UPPER	92679	252687R2		1	*	*	*	20	8
X20	2930-573-5383	CONNECTOR, HOSE: RADIATOR INLET	92679	251090R1		1	SEE GRP 0503				
X20		TUBE, RADIATOR OUTLET	92679	252692R1		1	SEE GRP 0503				
X20	5310-010-3341	WASHER, FLAT: RADIATOR GRILLE CAPSCREW	92679	103341		16	*	*	*		
09X2F	5310-010-3325	WASHER, LOCK: RADIATOR CAPSCREW	92679	103325		6	*	*	*		
X2F	5310-010-3323	WASHER, LOCK: RADIATOR CORE SPACER CAPSCREW	92679	103323		16	*	*	*		
X20	5310-010-3321	WASHER, LOCK: RADIATOR GRILLE CAPSCREW	92679	103321		37	*	*	*		
X2F	4710-424-7815	TUBE, BRASS: RADIATOR REPAIR (AS REQUIRED)	92679	50134D			*	*	*		
		0502 - SHROUD									
X20		HOUSING, FAN: LH	92679	252694R1		1	*	*	*	20	19
X20		HOUSING, FAN: RH	92679	252695R1		1	*	*	*	20	18
X20	5305-017-9835	SCREW, CAP, HEXAGON HEAD: FAN HOUSING	92679	179835		12	*	*	*		
		0503 - LINES AND FITTINGS, HOSES, PIPES, CLAMPS									
X20	4730-289-2227	CLAMP, HOSE: OUTLET HEADER BYPASS PIPE (GE)	92679	91406HA		4	*	*	*	21	2
X20	4730-289-2227	CLAMP, HOSE: RADIATOR	92679	91406HA		8	*	*	*	20	15
X20	4730-254-2744	ELBOW, PIPE: OIL PAN DRAIN HOLE (GE)	92679	108687		1	*	*	*		
X20		ELBOW, RADIATOR INLET	92679	252689R1		1	*	*	*	20	14
X20	2930-355-3349	ELBOW, RADIATOR OUTLET	92679	252691R1		1	*	*	*	20	22
X1	2930-431-0689	GASKET: RADIATOR INLET AND OUTLET ELBOW (COMPONENT OF REPAIR KIT, STOCK NO. 2815-606-9415, SEE GROUP 0100) (CAN BE MANUFACTURED FROM PAPER, STOCK NO. 5330-233-5846)	92679	252690R2		2				20	13
M O		HOSE, RUBBER: BYPASS WATER OUTLET HEADER MANUFACTURE FROM:	92679	15435D		2				21	4
P O	4720-235-4117	HOSE, RUBBER (2 1/2 IN. REQUIRED FOR EACH HOSE)			FT		SEE GRP 9501				
M O		HOSE, RUBBER: RADIATOR INLET MANUFACTURE FROM:	92679	42614D		4					
091 O	4720-235-4121	HOSE, RUBBER (2 7/8 IN. REQUIRED FOR EACH HOSE)			FT		SEE GRP 9501				
M O		HOSE, RUBBER: RADIATOR OUTLET MANUFACTURE FROM:	92679	42614D		4				20	17
09P O	4720-235-4121	HOSE, RUBBER (2 7/8 IN. REQUIRED FOR EACH HOSE)			FT		SEE GRP 9501				
X20	5310-265-9215	NUT, PLAIN, HEXAGON: WATER OUTLET ELBOW	92679	103026		6	*	*	*		
X20		PIPE, OUTLET HEADER	92679	251747R1		1	*	*	*	21	3
09X20	5305-017-9841	SCREW, CAP, HEXAGON HEAD: ENGINE WATER OUTLET HEADER	92679	179841		4	*	*	*		
X20	2930-573-5383	CONNECTOR, HOSE: RADIATOR INLET	92679	251090R1		1	*	*	*	20	16
X20		TUBE, RADIATOR OUTLET	92679	252692R1		1	*	*	*	20	21
X20	5310-010-3321	WASHER, LOCK: WATER OUTLET HEADER	92679	103321		12	*	*	*		
		0504 - WATER PUMP									
P F	2930-725-5362	PARTS KIT, ENGINE WATER PUMP	81336	KIT92679-14		1	2	*	25		
X1	2930-424-7207	GASKET: WATER PUMP MTG (COMPONENT OF REPAIR KIT, STOCK NO. 2815-606-9415, SEE GROUP 0100) (CAN BE MANUFACTURED FROM PAPER, STOCK NO. 5330-233-5846)	92679	251717R2		1				21	33
X1	5330-291-6380	SEAL, PLAIN ENCASED	92679	257209R91		1				21	11
X1	2805-351-6523	GASKET: HOUSING, OIL SEAL, WATER PUMP (COMPONENT OF REPAIR KIT, STOCK NO. 2815-606-9415, SEE GRP 0100)	92679	257214R1		1				21	18
X1	2930-424-7208	GASKET: WATER PUMP COVER (COMPONENT OF REPAIR KIT, STOCK NO. 2815-606-9415, SEE GROUP 0100)	92679	251719R1		1				21	35
X1	5330-292-1632	SEAL, PLAIN ENCASED	92679	257215R91		1				21	17
X1	2930-355-3198	SEAL ASSEMBLY, WATER PUMP: DIESEL ENGINE	92679	144093H		1				21	37

CODES	FEDERAL STOCK NUMBER	DESCRIPTION	MANUFACTURER'S CODE	MANUFACTURER'S PART NO.	UNIT OF ISSUE	QTY INCORP IN UNIT	FIELD MAINTENANCE 15-DAY LEVEL 3RD ECH	FIELD MAINTENANCE 15-DAY LEVEL 4TH ECH	DEPOT MAINT 5TH ECH	FIGURE NO.	ITEM NO.
			92679	251133R2							
X2	2805-651-8503	GASKET: MTG COVER				1	*	*	*		
X20	5310-010-3028	NUT, PLAIN, HEXAGON: WATER PUMP CAPSCREW	92679	103028		1	*	*	*		
			92679	258269R91					2		
P1OR	2930-424-7242	PUMP, WATER: DIESEL ENGINE				1					
09X1		BEARING, BALL, ANNULAR: INNER, WATER PUMP	92679	5T262A						21	14
09X1	3110-144-8821	BEARING, BALL, ANNULAR: OUTER, WATER PUMP	92679	561920		1				21	15
			92679	257471R11		1				21	10
X1		BODY, WATER PUMP, COMPLETE	92679	103867		1					
X1	4730-010-3867	PLUG, PIPE: WATER PUMP BODY	92679	103873		1					
X1	4730-263-3123	PLUG, PIPE: WATER PUMP BODY (GE)	92679	103874		1					
X1	4730-263-3120	PLUG, PIPE: WATER PUMP BODY (GE)	92679	179817		3					
09X1	5306-017-9817	BOLT, MACHINE: WATER PUMP OIL SEAL	92679	251718R1		1				21	34
X1		COVER, WATER PUMP	92679	257213R11		1				21	19
X1	2815-355-3465	HOUSING, OIL SEAL, WATER PUMP	92679	251134R11		1				21	36
X1	2930-424-7186	IMPELLER, WATER PUMP: WITH SEAL	92679	103907		1					
09X1	5315-012-0502	KEY, WOODRUFF									
X1	5310-220-6771	NUT, PLAIN, HEXAGON: WATER PUMP PULLEY	92679	257217R1		1					
			92679	257300R1		1				21	20
X1	3020-355-3469	PULLEY, GROOVE: WATER PUMP	92679	257211R1		1				21	13
X1	5340-598-1101	RING, RETAINING: WATER PUMP									
X1	5305-018-1834	SCREW, CAP, HEXAGON HEAD: WATER PUMP COVER	92679	181384		2					
			92679	257299R1		1				21	12
X1	2930-355-3468	SHAFT, WATER PUMP	92679	257212R1		1				21	16
X1	2930-355-3464	SPACER, BEARING: OUTER, WATER PUMP	92679	103321		2					
X1	5310-010-3321	WASHER, LOCK: PUMP COVER									
X1	5310-010-3320	WASHER, LOCK: WATER PUMP OIL SEAL HOUSING BOLT	92679	103320		3					
			92679	179890		1	*	*	*		
X20	5305-017-9890	SCREW, CAP, HEXAGON HEAD: WATER PUMP	92679	179895		2	*	*	*		
09X20	5305-017-9895	SCREW, CAP, HEXAGON HEAD: WATER PUMP	92679	103323		5	*	*	*		
X20	5310-010-3323	WASHER, LOCK: WATER PUMP CAPSCREW									
		0505 - FAN ASSEMBLY									
P O	3030-832-4336	BELT, V, MATCHED SET	92679	251753R21		1	2	*	50	21	22
X2F		BRACE, FAN BELT IDLER	92679	251756R2		1	*	*	*	21	41
X20	2930-459-5006	FAN, ENGINE COOLING	92679	251091R91		1	*	*	*	21	21
X2F		IDLER ASSEMBLY, FAN BELT	92679	251751R92		1	*	*	*		
X2F		COVER, FAN BELT IDLER BRACKET	92679	47824D		1	*	*	*	21	32
X1		IDLER ASSEMBLY, FAN BELT	92679	251750R91		1					
09P1F	3110-144-8510	BEARING, BALL, ANNULAR: FAN BELT IDLER	92679	ST207		1	SEE	GRP	9901	21	30
09P1F	3110-144-8540	BEARING, BALL, ANNULAR: FAN BELT IDLER	92679	ST262		1	*	*	10	21	40
X2F	2815-424-8333	BRACKET, IDLER: FAN BELT	92679	5987DX		1	*	*	*	21	27
X2F	4730-288-8571	PLUG, PIPE: FAN BELT IDLER BRACKET (GE)	92679	103865		1	*	*	*		
X2F	4730-050-4208	FITTING, LUBRICATION: FAN BELT IDLER	92679	Q3615		1	*	*	*		
09X2F	5315-010-3646	KEY, WOODRUFF: FAN BELT IDLER PULLEY	92679	103646		1	*	*	*		
09X2F	5310-011-4498	NUT, PLAIN, HEXAGON: FAN BELT IDLER SHAFT	92679	114498		1	*	*	*		
X1F	5330-360-3613	WASHER, NONMETALLIC: IDLER PULLEY, FAN BELT (COMPONENT OF REPAIR KIT, STOCK NO. 2815-606-9415, SEE GROUP 0100)	92679	W16210		1				21	38
X2F	2930-715-1874	PULLEY, GROOVE: FAN BELT IDLER	92679	251752R1		1	*	*	*	21	23
X2F	2930-424-7564	RETAINER, PACKING: FAN BELT IDLER	92679	42942D		1	*	*	*		
P1F	5340-424-7562	RING, RETAINING: FAN BELT IDLER BEARING	92679	42939D		1	*	*	10	21	42
P F	5330-193-2840	SEAL, PLAIN ENCASED: FAN BELT IDLER PULLEY END	79150	60205		2	3	*	200	21	24
P1F	2805-536-8231	SHAFT, FAN BELT IDLER	92679	42938D		1	*	*	5	21	31
X2F	2815-424-8334	SPACER, SLEEVE: FAN BELT IDLER BEARING	92679	59880		1	*	*	*	21	29
09X2F	5310-010-3325	WASHER, LOCK: FAN BELT IDLER SHAFT	92679	103325		1	*	*	*		
P F	5330-282-6007	WASHER, NONMETALLIC: FAN BELT IDLER SHAFT	92679	42941D		1	2	*	100	21	43
X2F	5310-265-9215	NUT, PLAIN, HEXAGON: IDLER BRACKET COVER	92679	103026		4	*	*	*		
09X2F	5305-018-1377	SCREW, CAP, HEXAGON HEAD: IDLER BRACKET COVER	92679	181377		4	*	*	*		
X2F	5310-010-3321	WASHER, LOCK: IDLER COVER CAPSCREW	92679	103321		4	*	*	*		
X20	5310-010-3028	NUT, PLAIN, HEXAGON: FAN BELT IDLER CAPSCREW	92679	103028		1	*	*	*		
P F	5330-250-1209	PACKING, PREFORMED: IDLER PULLEY	92679	350684R1		1	2	*	100	21	39
P1F	5340-619-3310	RING, RETAINING: IDLER BEARING	92679	263924R1		1	*	*	10	21	25
[illegible]	5306-896-8915	BOLT, MACHINE: FAN BELT IDLER	92679	12389R1		1	*	*	*	21	26
0 09D	5305-017-9841	SCREW, CAP, HEXAGON HEAD: SUCTION FAN	92679	179841		4	*	*	*		
X2F		SPACER, FAN BELT IDLER	92679	251755R1		1	*	*	*	21	28
X20	5310-010-3321	WASHER, LOCK: SUCTION FAN CAPSCREW	92679	103321		4	*	*	*		

SOURCE CODES	FEDERAL STOCK NUMBER	DESCRIPTION	MANUFACTURER'S CODE	MANUFACTURER'S PART NO.	UNIT OF ISSUE	QTY INCORPORATED IN UNIT	PER 100 EQUIPMENTS: FIELD MAINTENANCE 15-DAY LEVEL 3RD ECH	PER 100 EQUIPMENTS: FIELD MAINTENANCE 15-DAY LEVEL 4TH ECH	PER 100 EQUIPMENTS: DEPOT MAINT 5TH ECH	ILLUSTRATIONS: FIGURE NO.	ILLUSTRATIONS: ITEM NO.
		0506 - WATER MANIFOLDS, HEADERS, THERMOSTATS AND HOUSING, GASKETS									
X20		ELBOW:	92679	251726R		2	*	*	*	21	8
X1	2920-424-7209	GASKET: ELBOW, ENGINE WATER OUTLET (COMPONENT OF REPAIR KIT, STOCK NO. 2815-606-9415 AND GASKET SET, STOCK NO. 2815-698-8301, SEE GROUP 0100) (CAN BE MANUFACTURED FROM PAPER, STOCK NO. 5330-233-5846)	92679	251727R2		2				21	9
X1	2930-248-0996	GASKET: WATER OUTLET MANIFOLD (COMPONENT OF REPAIR KIT, STOCK NO. 2815-606-9415 AND GASKET SET, STOCK NO. 2815-698-8301, SEE GROUP 0100) (CAN BE MANUFACTURED FROM PAPER, STOCK NO. 5330-233-5846)	92679	251729R2		2				21	7
X20		MANIFOLD, WATER OUTLET HEADER	92679	251728R11		1	*	*	*	21	1
09X20	5305-017-9841	SCREW, CAP, HEXAGON HEAD: MANIFOLD	92679	179841		4	*	*	*		
55P10	6620-546-0202	THERMOSTAT, FLOW CONTROL: LOW BOIL POINT, ENGINE WATER OUTLET	92679	261514R91		2	*	*	200	21	6
X1	5330-424-7231	WASHER, NONMETALLIC: THERMOSTAT (COMPONENT OF REPAIR KIT, STOCK NO. 2815-606-9415 AND GASKET SET, STOCK NO. 2815-698-8301, SEE GROUP 0100)	92679	254753R1		2				21	5
X20	5310-010-3321	WASHER, LOCK: MANIFOLD	92679	103321		4	*	*	*		
		GROUP 06 - ELECTRICAL SYSTEM									
		0601 - GENERATOR									
09X20	5306-018-1347	BOLT, MACHINE: GENERATOR	92679	181347		1	*	*	*		
X20	2920-355-3424	BRACKET, GENERATOR	92679	255460R1		1	*	*	*		
P OR	2920-025-9609	GENERATOR, ENGINE ACCESSORY: BATTERY CHARGING, 12 V (INCLUDES COMPONENTS OF REPAIR KIT, STOCK NO. 2920-536-5412)	16764	1102986		1	2	*	2		
X1	5977-285-0743	ARM, ELECTRICAL BRUSH	16764	1904514		2					
X1	2920-353-9884	ARMATURE, GENERATOR	16764	1915164		1					
X1	2920-538-0345	COVER, ELECTRICAL CONTACT BRUSH	16764	1915168		1					
09X1	3110-144-8589	BEARING, BALL, ANNULAR	21335	203KDD		1					
09X1	3110-114-6005	BEARING, BALL, ANNULAR: COMMUTATOR END	43334	97503		1					
X1	5306-374-4456	BOLT:	16764	1914755		2					
X1	2920-376-8327	COLLAR, SHAFT: FAN TO FRAME	16764	1915170		1					
X1	2920-374-4452	COUPLING, GENERATOR DRIVE END	16764	1914205		1					
X1	2920-358-6525	PLATE BAFFLE	16764	1915167		1					
X1	2920-353-9883	END BELL, ELECTRICAL ROTATING EQUIPMENT: COMMUTATOR END	16764	1915163		1					
X1	5315-521-4701	PIN, STRAIGHT, HEADLESS: COMMUTATOR END	16764	809062		1					
X1	5330-143-5318	RETAINER, PACKING: COMMUTATOR END	16764	37078		1					
X1	5330-292-5300	WASHER, NONMETALLIC: COMMUTATOR END	16764	1915176		1					
X1	2920-353-9885	END BELL, ELECTRICAL ROTATING EQUIPMENT: DRIVE END	16764	1915166		1					
X1	6150-635-2755	FAN, ELECTRICAL ROTATING EQUIPMENT	16764	1914960		1					
X1	2920-353-9818	GASKET: BALL BEARING RETAINER PLATE, COMMUTATOR END	16764	1914201		1					
11X1	5977-669-9072	HOLDER ASSEMBLY, ELECTRICAL CONTACT BRUSH	16764	1915268		1					
09X1	5315-012-4543	KEY, WOODRUFF: COMMUTATOR END	16764	106749		1					
X1	5315-012-4546	KEY, WOODRUFF: DRIVE END	16764	124546		1					
X1	5315-247-5448	PIN, STRAIGHT HEADLESS: DRIVE END	16764	809593		1					
09X1	2920-363-8255	PLATE, BALL BEARING RETAINER PLATE, DRIVE END	16764	1910396		1					
X1		MAGNET, POLE SHOE	16764	1915161		2					
X1	5330-360-7724	RETAINER, PACKING: DRIVE END, GENERATOR	16764	819104		1					
09X1	5305-013-2903	SCREW, MACHINE: BALL BEARING RETAINER, PLATE, DRIVE END	16764	1914580		3					
09X1	5305-013-2688	SCREW, MACHINE: BRUSH LEAD ATTACHING	16764	453460		2					
X1	5305-639-4356	SETSCREW: BRUSH PLATE ATTACHING	16764	1915177		3					
09X1	5305-013-1387	SCREW, MACHINE: TOP OF FIELD FRAME	16764	132247		1					
X1	5310-378-2905	WASHER, KEYWAY: FAN TO NUT	16764	1915171		1					
X1	2920-378-2904	SPACER, SLEEVE: ARMATURE SHAFT BEARING, COMMUTATOR END	16764	1915169		1					
X1	2920-288-3779	BEARING, SLEEVE: OUTSIDE DRIVE END	16764	1914198		1					
X1	5310-358-8117	WASHER, FLAT: BRUSH ARM SPACE	16764	1914741		2					
X1	5310-424-3750	WASHER, FLAT: BALL BEARING RETAINER	16764	1914213		1					
X1	5310-424-3750	WASHER, FLAT: SPACE, INSIDE DRIVE END	16764	809945		1					

SOURCE CODES	FEDERAL STOCK NUMBER	DESCRIPTION	MANUFACTURER'S CODE	MANUFACTURER'S PART NO.	UNIT OF ISSUE	QTY INCORPORATED IN UNIT	FIELD MAINTENANCE 15-DAY LEVEL 3RD ECH	FIELD MAINTENANCE 15-DAY LEVEL 4TH ECH	DEPOT MAINT 5TH ECH	ILLUSTRATIONS FIGURE NO.	ILLUSTRATIONS ITEM NO.
			16764	1914583		2					
X1	5310-362-6765	WASHER, FLAT: TERMINAL STUD	16764	1915173		1					
X1	5310-514-8403	WASHER, KEY: SHAFT NUT									
X1	5310-012-0217	WASHER, LOCK: BALL BEARING RETAINER PLATE SCREW	16764	1914123		3					
			16764	1914578		2					
09X1	5310-010-6495	WASHER, LOCK: BRUSH LEAD ATTACHING SCREW	16764	453299		3					
X1	5310-045-3299	WASHER, LOCK: BRUSH PLATE ATTACHING SCREW	16764	1914579		4					
09X1	5310-012-1744	WASHER, LOCK: TERMINAL STUD	16764	453301		2					
X1	5310-012-0214	WASHER, LOCK: THRU BOLT	16764	453294		1					
X1	5310-012-0214	WASHER, LOCK: TOP OF FIELD FRAME	16764	1922701		1					
X1	6115-353-9880	WINDING, GENERATOR FIELD (INCLUDES INSULATOR, STOCK NO. 16764 1912073)	16764	1882545		1					
			16764	1910359		1					
X1		CLIP, TERMINAL	16765	103025		2	*	*	*		
X1	5940-321-3138	TERMINAL, STUD	92679	1939191		1	8	*	100		
09X20	5310-010-3025	NUT, PLAIN, HEXAGON: GENERATOR	16764	1904828		2					
P O	2920-536-5412	REPAIR KIT, GENERATOR	16764	1912073		2					
11X1	5977-284-8973	BRUSH, ELECTRICAL CONTACT	16764	1885090		2					
X1	2920-358-7312	INSULATOR, FIELD COIL	16764	1913960		2					
11X1	5970-325-6567	INSULATOR, TERMINAL									
X1	5305-428-6527	SCREW, MACHINE: POLE SHOE									
X1	6115-570-5594	SPRING, HELICAL, TORSION: BRUSH GENERATOR	16764	1905219		2					
			16764	809961		1					
X1	5330-286-9125	WASHER, NONMETALLIC: DRIVE END	16764	1914194		2					
X1	5330-297-6082	WASHER, NONMETALLIC: TERMINAL STUD									
09X20	5305-017-9840	SCREW, CAP, HEXAGON HEAD: GENERATOR BRACKET	92679	179840		2	*	*	*		
			92679	179845		4	*	*	*		
09X20	5305-017-9845	SCREW, CAP, HEXAGON HEAD: GENERATOR	92679	103320		1	*	*	*		
X20	5310-010-3320	WASHER, LOCK	92679	103321		4	*	*	*		
X20	5310-010-3321	WASHER, LOCK									
		0602 - GENERATOR REGULATOR									
P O	2920-392-2671	REGULATOR, ENGINE GENERATOR: 12 V, POSITIVE GROUND	16764	1118371		1	3	*	10		
		0603 - STARTER									
P O	2920-536-5423	REPAIR KIT, STARTING MOTOR	16764	1939202		1	8	*	100		
X1	2920-288-1052	BEARING, SLEEVE: DRIVE END	16764	1856826		1					
11X1	5977-734-8900	BRUSH, ELECTRICAL CONTACT: RECTANGULAR SHAPE	16764	1906902		8				22	14
X1	2920-287-8943	BEARING, SLEEVE: COMMUTATOR END	16764	38273		1					
X1	2920-613-2122	INSULATOR: STUD	16764	1914645		1					
09X1	5305-275-1540	SCREW, MACHINE: POLE SHOE	16764	1913100		8					
X1	5330-423-4904	SEAL, PLAIN ENCASED: CENTER BEARING	16764	1909498		1					
X1	5340-363-3573	SPRING, HELICAL, TORSION: BRUSH	16764	1904981		8					
X1	2920-737-3225	INSULATOR, FIELD WINDING	16764	1914873		2					
X1	5310-374-4466	WASHER, BEVEL: BRAKE SHOE, CRANKING MOTOR	16764	1915189		1					
X1		WASHER, FLAT: FIELD TERMINAL STUD	16764	1914647		1					
09X1	5310-227-1915	WASHER, FLAT: TERMINAL STUD, COMMUTATOR END	16764	1914647		1					
X1	5330-297-0278	WASHER, NONMETALLIC: BRAKE, COMMUTATOR END	16764	1914649		1					
X1	5330-509-0109	WASHER, NONMETALLIC: FIELD TERMINAL STUD	16764	1921643		2					
X1	5330-641-8510	WASHER, NONMETALLIC: TERMINAL STUD, COMMUTATOR END	16764	1914646		1					
X1	5310-281-5389	WASHER, RECESSED: SPACE BETWEEN CENTER BEARING AND SHIFT SLEEVE	16764	1906090		1					
X1	5310-275-1344	WASHER, FLAT: SPACE BETWEEN CENTER BEARING AND SHIFT SLEEVE	16764	1906089		1					
09X20	5305-017-9840	SCREW, CAP, HEXAGON HEAD: STARTER	92679	179840		3	*	*	*	22	4
P10R	2920-371-5100	STARTER, ENGINE, ELECTRICAL (INCLUDES COMPONENTS OF REPAIR KIT, STOCK NO. 2920-536-5423)	16764	1108830		1	*	*	2	22	3
X1	2920-354-0001	ARMATURE MOTOR: STARTING MOTOR	16764	1919270		1					
11X1	5977-374-4460	BAND, COVER, ELECTRICAL BRUSH: STARTING MOTOR	16764	1914877		1				22	18
09X1	5305-013-3648	SCREW, MACHINE: COVER BAND	16764	1913113		2				22	17
X1	5306-276-8456	BOLT, MACHINE: DRIVE HOUSING ATTACHING	16764	1913128		5					
X1	5306-550-9129	BOLT, MACHINE: FRAME ATTACHING	16764	1914869		4					
X1	2920-234-8196	COLLAR, PINION STOP: CRANKING MOTOR	16764	1872650		1					
X1	2920-669-5130	END BELL, ELECTRICAL ROTATING EQUIPMENT: COMMUTATOR END, STARTING MOTOR	16764	1914633		1					
X1	4730-289-2205	PLUG, PIPE: COMMUTATOR END	16764	1913035		1					
09X1	5340-282-1668	PLUG, EXPANSION: COMMUTATOR END	16764	1914634		1					
X1	9390-276-9470	WICK: COMMUTATOR END	16764	1909560		1					

SOURCE CODES	FEDERAL STOCK NUMBER	DESCRIPTION	MANUFACTURER'S CODE	MANUFACTURER'S PART NO.	UNIT OF ISSUE	QTY INCORPORATED IN UNIT	GUIDE QUANTITIES PER 100 EQUIPMENTS: FIELD MAINTENANCE 15-DAY LEVEL 3RD ECH	FIELD MAINTENANCE 15-DAY LEVEL 4TH ECH	DEPOT MAINT 5TH ECH	ILLUSTRATIONS: FIGURE NO.	ITEM NO.
X1	5330-282-7559	WASHER, NONMETALLIC: CENTER BEARING AND DRIVE HOUSING	16764	1914867		1					
X1	2920-363-8306	GUIDE, HELICAL GEAR	16764	1906081		1					
11X1	5977-296-2497	HOLDER ASSEMBLY, ELECTRICAL CONTACT: 4 BRUSHHOLDER	16764	1914635		1					
11X1	5977-284-7628	HOLDER, ELECTRICAL, CONTACT BRUSH	16764	1907475		4					
11X1	5977-097-5975	RING, HOLDER, ELECTRICAL BRUSH	16764	1914636		1					
X1	5970-353-9838	INSULATOR PLATE: BRUSH, ELECTRICAL STARTER, STARTING MOTOR	16764	1914638		1					
11X1	5970-353-9841	INSULATOR, PLATE: BRUSHHOLDER, STARTING MOTOR	16764	1914643		2					
11X1	5970-353-9842	INSULATOR, PLATE: BRUSHHOLDER, STARTING MOTOR	16764	1914644		2					
X1	2920-353-9840	PLATE, BRUSH HOLDER SUPPORT	16764	1914641		1					
X1	5340-353-9839	SHIM: BRUSHHOLDER SPACE	16764	1914640		2					
X1	5305-141-4735	SCREW, SHOULDER: BRUSHHOLDER	16764	1861786		2					
09X1	5305-275-6821	SCREW, MACHINE: BRUSHHOLDER	16764	1913078		2					
X1	5305-695-7326	SCREW, MACHINE: BRUSHHOLDER CRANKING MOTOR	16764	1904983							
09X1	5305-043-4002	SCREW, MACHINE: BRUSHHOLDER	16764	1914642							
X1	5310-012-0217	WASHER, LOCK: BRUSHHOLDER SCREW	16764	1914576							
X1	5330-291-4498	WASHER, NONMETALLIC: BRUSHHOLDER SCREW	16764	1913080							
X1		HOUSING ASSEMBLY, MOTOR DRIVE	16764	1919841							
X1	5330-285-3426	GASKET: MOTOR DRIVE HOUSING	16764	114659							
X1	4730-289-2205	PLUG, PIPE: DRIVE END	16764	1913035		1					
09X1	5305-013-2259	SCREW, MACHINE: MOTOR DRIVE HOUSING COVER PLATE	16764	1913110		4					
10X1	9390-276-9469	WICK, DRIVE END	16764	1906654		1					
X1	6150-279-6041	LEAD, ELECTRICAL: SOLENOID TO COMMUTATOR END TERMINAL	16764	1915106		1				22	13
X1	2920-353-9869	LEVER, SHIFT	16764	1915109		1					
09X1	5310-189-8451	NUT, PLAIN, HEXAGON: FIELD TERMINAL STUD	16764	1904995		1				22	1
X1	5310-012-0378	NUT, PLAIN, HEXAGON: FIELD TERMINAL STUD	16764	1904997		1					
09X1	5310-189-8451	NUT, PLAIN, HEXAGON: TERMINAL STUD, COMMUTATOR END	16764	453285		1					
X1	5310-012-0378	NUT, PLAIN, HEXAGON: TERMINAL STUD, COMMUTATOR END	16764	1904997		1					
09X1	5315-010-3361	PIN, COTTER: SHIFT LEVER PIN	16764	1913134		1				22	6
X1	5315-246-8398	PIN, COTTER: STOP COLLAR	16764	1913131		1					
X1	5315-276-4449	PIN, STRAIGHT, HEADED: SHIFT LEVER	16764	1913133		1				22	7
X1	2920-353-9849	PLATE, BEARING BRACKET: CENTER BEARING	16764	1914866		1					
X1	5999-500-7023	POLE PIECE, MAGNET	16764	1914872		4					
X1	2920-353-9559	RELAY, SOLENOID: 12 VOLT	16764	1119802		1				22	8
X1	5306-273-6350	BOLT, MACHINE: SWITCH MTG	16764	1913125		4				22	10
X1	2920-353-9999	LINK, SHIFT LEVER	16764	1919254		1					
09X1	5305-286-1948	SCREW, MACHINE: BRUSH LEAD ATTACHING	16764	1904379		8				22	16
09X1	5305-272-5022	SCREW, MACHINE: BRUSH PLATE ASSEMBLY ATTACHING	16764	1913085		3					
X1	5305-272-5065	SCREW, MACHINE: FIELD TERMINAL	16764	1861906		1					
X1	2920-509-1397	SLEEVE, SHIFT, STARTER DRIVE	16764	1913115		1					
X1	2920-374-4458	SPACER, CENTER BEARING	16764	1914868		1					
X1	2920-597-9932	SPRING, HELICAL, COMPRESSION	16764	1913132		2					
X1	2920-249-8284	SPRING, HELICAL, TORSION: SHIFT LEVER	16764	1918264		1					
X1	5310-374-4442	WASHER, KEY: DRIVE END COVER SCREW	16764	1913130		9					
X1	5310-045-3299	WASHER, LOCK: BRUSH LEAD ATTACHING SCREW	16764	121841		8				22	15
X1	5310-276-2753	WASHER, LOCK: BRUSH PLATE ASSEMBLY ATTACHING SCREW	16764	1914107		3					
09X1	5310-012-0239	WASHER, LOCK: FIELD TERMINAL STUD	16764	1915115		2				22	2
X1	5310-012-0380	WASHER, LOCK: SWITCH MTG SCREW	16764	1914655		4				22	9
X1	5310-276-2746	WASHER, LOCK: TERMINAL STUD, COMMUTATOR END	16764	1914648		2					
X1	5330-291-4499	WASHER, NONMETALLIC: SHIFT LEVER SHAFT	16764	1909531		2					
X1	5310-262-4753	WASHER, FLAT: ATTACHING SCREW, BRUSH PLATE ASSEMBLY	16764	1913086		3					
X1	2920-363-9465	WINDING, MOTOR FIELD	16764	1911217		1					
X1		WINDING, MOTOR FIELD	16764	1911321		1					
09X20	5310-012-1841	WASHER, LOCK				2	*	*	*		
09X20	5310-108-7123	WASHER, LOCK				3	*	*	*		
X20	5310-010-3321	WASHER, LOCK: STARTER MTG	92679	103321		3	*	*	*	22	5
09X2F	5310-012-1841	WASHER, LOCK				2	*	*	*	22	11
09X2F	5305-208-6123	SCREW, MACHINE				2	*	*	*	22	12

MATERIAL	USABLE	NOT	RECOMMENDED	FEDERAL STOCK NUMBER	DESCRIPTION	MANUFACTURER'S CODE	MANUFACTURER'S PART NO.	UNIT OF ISSUE	QUANTITY INCORPORATED IN UNIT	MAINTENANCE 15-DAY LEVEL 3RD ECH	MAINTENANCE 15-DAY LEVEL 4TH ECH	DEPOT MAINT 5TH ECH	FIGURE NO.	ITEM NO.
					0604 - IGNITION COMPONENTS									
	X2F				BRACKET, MAGNETO	92679	252605R11		1	*	*	*		
	P1F			2920-661-8590	BEARING, SLEEVE	92679	325060A		2	*	*	10	23	21
	X1				BRACKET, MAGNETO	92679	252605R1		1				23	10
	09X2F			5315-014-1240	PIN, STRAIGHT, HEADLESS: MAGNETO BRACKET	92679	453910		2	*	*	*	23	22
	P1F			2920-517-7640	COUPLING, HALF, SHAFT	92679	227160A		1	*	*	5	23	7
	P1F			2920-172-9459	COUPLING, HALF, SHAFT: MAGNETO	92679	127400		1	*	*	5	23	3
	X1			2520-459-4989	GASKET: MAGNETO BRACKET (COMPONENT OF REPAIR KIT, STOCK NO. 2815-606-9415, SEE GROUP 0100)	92679	254379R2		1				23	11
	09X2F			5315-010-3646	KEY, WOODRUFF: MAGNETO DRIVE GEAR	92679	103646		1	*	*	*	23	13
	X20R				MAGNETO, IGNITION AND DRIVE GEAR, COMPLETE	92679	280497R91		1	*	*	*		
	X20			2910-701-4625	BREATHER: INJECTION PUMP	92679	280501R11		1	*	*	*		
	X2F				COVER, DRIVE COUPLING	92679	280504R11		1	*	*	*	23	1
	X20				COVER ASSEMBLY, MAGNETO COUPLING	92679	280503R11		1	*	*	*		
	P1F			2920-392-5362	DISK, MAGNETO DRIVE	92679	280500R1		1	*	*	5	23	2
	P10			2920-213-1623	GEAR ASSEMBLY, MAGNETO DRIVE	92679	280499R91		1	*	*	5		
	X20			5306-362-0737	BOLT, MACHINE	92679	179838		4	*	*	*		
	09X20			5305-207-6625	SCREW, MACHINE	92679	132056		2	*	*	*		
	X20			5310-044-6189	WASHER, FLAT	92679	16560R1		1	*	*	*		
	X20			5310-010-3319	WASHER, LOCK	92679	179551		4	*	*	*		
	POR			2920-353-6886	MAGNETO, IGNITION	01843	MRA6A139		1	2	*	2	24	10
	09X1			3110-156-6705	BEARING, BALL, ANNULAR: MAGNET MTG	01843	BB60226		2					
	X1			2920-374-3591	BRACKET, DISTRIBUTOR GEAR	01843	BK52315		1					
	X1			3110-156-4806	BEARING, BALL, ANNULAR: DISTRIBUTOR GEAR SHAFT	01843	BB1001		1					
	X1			2920-353-6771	BRACKET, DISTRIBUTOR GEAR	01843	BK52314		1					
	11X1			5970-700-2617	INSULATOR, PLATE: DISTRIBUTOR GEAR BEARING, MAGNETO	01843	IS52268		1					
	11X1			5970-377-3981	INSULATOR, STRIP: BALL BEARING, MAGNETO	01843	IS52280		1					
	X1			2920-353-6774	CAM, MAGNETO	01843	CA52102		1					
	X1			2920-353-6795	CAP, END SHIELD: MAGNETO	01843	CV52618		1					
	11X1			5940-272-2171	CLIP, ELECTRICAL: CABLE OUTLET	01843	FP81953		6					
	11X1			5935-374-3604	CONNECTOR, ADAPTER: TERMINAL MAGNETO	01843	EC52388		6					
	X1			2920-374-3603	CONTACT, ELECTRICAL: HIGH TENSION	01843	EC52387		1					
	X1			2920-353-6867	COUPLING, MAGNETO: IMPULSE	01843	ICB2A49-40		1					
	X1				BALL, SPRING STOP	01843	BB1037		2					
	X1			2920-322-0306	COUPLING, MAGNETO	01843	CA7314		1					
	X1			2920-353-6801	DISK, IMPULSE DRIVE COUPLING	01843	DC7335		1					
	X1			2920-353-6829	DRIVING MEMBER ASSEMBLY, ADJUSTING, IMPULSE COUPLING	01843	FL7387		1					
	X1				FLANGE, ADJUSTABLE	01843	FL7379		1					
	X1				NUT	01843	NT1128		1					
	X1			5310-374-3625	NUT, SLEEVE: ROTOR SHAFT	01843	NT7326		1					
	X1				PIN, COTTER	01843	PN1102		1					
	X1				HOUSING	01843	HG73247		1					
	X1				HUB	01843	HB7379		1					
	X1			2920-364-6917	COUPLING, MAGNETO	01843	HB7380		1					
	X1			2920-325-4605	PLATE, IGNITION CONTACT BREAKER	01843	PL73226		1					
	X1				PACKING, ARRESTER PLATE	01843	PK737		1					
	X1				SCREW, ADJUSTING	01843	SC1359		1					
	X1			5306-677-6520	BOLT, ASSEMBLED WASHER: ARRESTOR PLATE ATTACHING	01843	SC735		4					
	X1			2920-527-2452	SPRING, HELICAL, COMPRESSION	01843	SP7317		1					
	X1				WASHER	01843	WA1369		1					
	X1			5310-209-1158	WASHER, LOCK: ARRESTER PLATE ATTACHING SCREW	01843	WA1603		4					
	09X1			5310-012-0384	WASHER, LOCK: ROTOR SHAFT NUT	01843	WA1371		1					
	X1			2920-315-1924	WEIGHT, IGNITION DISTRIBUTOR	01843	WT7313		2					
	10X1			9390-270-8574	WICK, FELT, SPIRAL SPRING	01843	PK736		1					
	X1			2920-353-6796	SHIELD, IGNITION SYSTEM DISTRIBUTOR	01843	CV52619		1					
	X1				COVER, VENTILATOR	01843	CV52564		2					
	X1				GASKET: FELT, VENTILATOR	01843	CA52154		2					
	X1			2920-367-4158	GEAR, SPUR: ROTOR	01843	GE5211		1					
	X1				GEAR AND ROTOR ASSEMBLY, DISTRIBUTOR	01843	GE52510		1					
	X1				HOUSING, MAGNETO	01843	HG52588		1					
	X1			5315-263-8131	PIN, STRAIGHT, HEADLESS: LOCATING SHIELD COVER	01843	PN1001		2					
	11X1			5970-340-3362	INSULATOR, DISTRIBUTOR GEAR BRACKET	01843	IS52489		1					
	X1			5940-367-4228	TERMINAL, LUG	01843	EC1002		1					
	11X1			5970-353-6817	INSULATOR, RING: COVER SHIELD, MAGNETO	01843	EC52386		1					
	X1			5970-374-3613	INSULATOR, SPACER: HIGH TENSION CONDUCTOR, MAGNETO	01843	IS52496		1					

CODES	FEDERAL STOCK NUMBER	DESCRIPTION	MANUFACTURER'S CODE	MANUFACTURER'S PART NO.	UNIT OF ISSUE	QTY INCORPORATED IN UNIT	PER 100 EQUIPMENTS: FIELD MAINTENANCE 16-DAY LEVEL 3RD ECH	PER 100 EQUIPMENTS: FIELD MAINTENANCE 16-DAY LEVEL 4TH ECH	PER 100 EQUIPMENTS: DEPOT MAINT 5TH ECH	ILLUSTRATIONS: FIGURE NO.	ILLUSTRATIONS: ITEM NO.
09X1	5315-012-4543	KEY, WOODRUFF: MAGNETO ROTOR, DRIVE END	01843	KY11-4		1					
09X1	5315-012-4543	KEY, WOODRUFF: MAGNETO ROTOR, BREAKER	01843	KY11-4		1					
X1	6150-374-3593	LEAD, ELECTRICAL: MAGNETO	01843	CB52193		1					
X1		CLIP, TERMINAL, GROUNDING CABLE	01843	EC1067		1					
X1		CLIP, TERMINAL, GROUNDING CABLE	01843	EC52380		1					
X1		TUBING, INSULATION	01843	TU5246		2					
X1	5330-374-3633	WASHER, NONMETALLIC: ROTOR BREAKER END MAGNETO	01843	WA1345		1					
X1	2920-374-3592	PLATE, IGNITION CONTACT BREAKER	01843	BK52316		1					
X1	5310-220-6794	NUT, PLAIN, HEXAGON: BREAKER LEVER SPRING ATTACHING	01843	NT1041		1					
	5315-276-3577	PIN, COTTER: BREAKER LEVER	01843	FP84791		1					
	2920-353-6770	PLATE, IGNITION CONTACT BREAKER	01843	BK52298		1					
09X1	5320-269-8004	RIVET, TUBULAR: WICK SECURING	01843	R11174		1					
X1	5310-274-4633	WASHER, FLAT: RETAINING, FELT WICK	01843	WA1384		1					
10X1	9390-374-3637	WICK, FELT, CAM LUBRICATING	01843	WK5261		2					
X1	5305-353-6950	SCREW, ASSEMBLED WASHER: BREAKER LEVER SPRING	01843	SC1563		1					
X1	5305-484-4762	SCREW, ASSEMBLED WASHER: CONTACT BREAKER ATTACHING	01843	SC1229		1					
X1	5310-276-3445	WASHER, FLAT: CONTACT BREAKER ATTACHING SCREW	01843	WA72613		1					
X1	5310-367-3846	WASHER, LOCK: BREAKER LEVER SPRING ATTACHING SCREW	01843	WA5-4		1					
X1	5310-262-2272	WASHER, FLAT: BREAKER LEVER SPRING ATTACHING SCREW	01843	WA1037		1					
X1		PLATE, NAME, VENTILATOR	01843	NP5270		2					
X1	4730-289-5408	PLUG, MACHINE THREAD: OBSERVATION HOLE	01843	NT52104		1					
X1		ROTOR, MAGNETO	01843	RT52354		1					
09X1	5335-367-4162	WIRE, FABRIC: VENTILATOR COVER	01843	SN526		2					
X1	5305-353-6923	SCREW, ASSEMBLED WASHER: BREAKER PLATE ATTACHING	01843	SC1307		2					
09X1	5305-281-6385	SCREW, ASSEMBLED WASHER: CONDUCTOR ATTACHING	01843	SC1167		2					
X1	5305-353-6953	SCREW, ASSEMBLED WASHER: DISTRIBUTOR GEAR BRACKET	01843	SC1606		4					
X1	5305-353-6942	SCREW, ASSEMBLED WASHER: END CAP ATTACHING	01843	SC1442		3					
X1	5305-353-6943	SCREW, ASSEMBLED WASHER: SHIELD COVER ATTACHING	01843	SC1443		4					
X1	5305-353-6947	SCREW, MACHINE: GROUNDING SPRING, WITH WASHER, MAGNETO	01843	SC1531		1					
X1	5305-353-6933	SCREW, ASSEMBLED WASHER: CAPACITOR, MAGNETO	01843	SC1143		1					
X1	5305-424-3139	SETSCREW: COIL MTG	01843	SC1328		2					
X1	5305-353-6920	SCREW, TAPPING, THREAD FORMING: DISTRIBUTOR GEAR BRACKET INSULATION ATTACHING	01843	SC122-8CA		2					
X1	5305-207-5506	SCREW, TAPPING, THREAD FORMING	01843	SC1365		2					
X1	5305-282-9838	SCREW, ASSEMBLED WASHER: CAM ATTACHING	01843	SC1165		1					
X1	2920-374-3630	SPRING, GROUNDING	01843	SP52235		1					
X1	5305-353-6944	THUMBSCREW: INSULATION RING ATTACHING	01843	SC1444		3					
X1	5310-655-9341	WASHER, LOCK	01843	WA1372		1					
X1	5310-276-3447	WASHER, FLAT: DISTRIBUTOR GEAR BRACKET ATTACHING SCREW	01843	WA1252		4					
X1	5310-424-3164	WASHER, FLAT: GREASE RETAINING, ROTOR BALL BEARING	01843	WA1204		2					
X1	5310-187-3451	WASHER, FLAT: MAGNETO CAM	01843	WA5241		1					
X1	5310-290-5766	WASHER, KEYWAY: INDICATION	01843	WA522		1					
X1	2920-382-8092	SHIM: VENTILATOR	01843	WA52236		2					
X1	5310-367-3846	WASHER, LOCK: INSULATION RING ATTACHING SCREW	01843	WA5-4		3					
X1	2920-353-6775	COIL, MAGNETO	01843	CL52118		1					
X1	5310-276-3445	WASHER, FLAT: MAGNETO BREAKER POINT LEVER RETAINING	01843	WA72613		2					
X1	6150-279-6079	CABLE, COIL	01843	CB52194		1					
X2F	5310-424-7392	NUT, PLAIN, CAP: MAGNETO IDLER GEAR SHAFT	92679	353190		1	*	*	*	23	8
09X20	5310-011-9254	NUT, SLOTTED, HEXAGON: MAGNETO DRIVE SHAFT	92679	119254		1	*	*	*		
09X20	5315-010-3374	PIN, COTTER: DRIVE SHAFT	92679	103374		1	*	*	*		
X20	5315-281-7128	PIN, STRAIGHT, HEADLESS: MAGNETO IDLER GEAR	92679	29764D		1	*	*	*		

SOURCE CODES	FEDERAL STOCK NUMBER	DESCRIPTION	MANUFACTURER'S CODE	MANUFACTURER'S PART NO.	UNIT OF ISSUE	QTY INCORPORATED IN UNIT	FIELD MAINTENANCE 15-DAY LEVEL 3RD ECH	FIELD MAINTENANCE 15-DAY LEVEL 4TH ECH	DEPOT MAINT 5TH ECH	FIGURE NO.	ITEM NO.
09X2F	5315-012-4543	KEY, WOODRUFF: MAGNETO DRIVE	92679	106749		1	*	*	*	23	12
P O	2920-567-3430	REPAIR KIT, MAGNETO	01843	KT52267		1	15	*	100		
X1	5977-284-8972	BRUSH, ELECTRICAL CONTACT	01843	BR5230		7					
11X1	5910-280-9962	CAPACITOR, FIXED, PAPER DIELECTRIC: 200 V	01843	CW5291		2					
			01843	CS521		1					
X1	2920-391-0576	CONTACT SET, DISTRIBUTOR	01843	FP71561		2					
X1	2920-378-2812	FELT STRIP: MAGNETO HOUSING	01843	GA52155							
X1		GASKET: FLANGE									
X1	5330-239-3533	WASHER, NONMETALLIC: MAGNETO ROTOR BALL BEARING	01843	IS222		2					
X1	5330-374-3633	WASHER, NONMETALLIC: MAGNETO TO ROTOR SHAFT (1)	01843	WA1751							
11X1	2920-896-6047	INSULATOR, PLATE: ROTOR SHAFT BEARING, MAGNETO	01843	IS52266		1					
X1	5330-374-3634	WASHER, NONMETALLIC: ROTOR DRIVE END, MAGNETO	01843	WA1010		1					
X1		SCREW	01843	SC1637							
X1	5305-655-5897	SCREW, ASSEMBLED WASHER (4)	01843	SC1639							
X1	5305-275-8464	SCREW, MACHINE: SHIELD COVER	01843	SC1390		2					
X1		SCREW, VENT	01843	SC17-7		4					
X1	2920-291-9645	SEAL, PLAIN ENCASED (1)	01843	PK521							
X1	5340-834-4800	SHIM: EQUALIZING MAGNETO ROTOR SHAFT	01843	WA61		1				23	4
09X1	2920-358-8055	SHIM: EQUALIZING MAGNETO ROTOR SHAFT	01843	WA106		1				23	5
X1	2920-386-2686	STRIP, INSULATION, BALL BEARING: MAGNETO	01843	IS52265		1					
X1	5310-358-8057	WASHER, FLAT: EQUALIZING, MAGNETO ROTOR SHAFT	01843	WA1990		1					
09X1	5340-209-6671	SHIM: EQUALIZING, MAGNETO ROTOR SHAFT	01843	WA107		1				23	6
X1	5310-264-0694	WASHER, FLAT: LEVER STUD	01843	WA86678		1					
X20	5305-017-9887	SCREW, CAP, HEXAGON HEAD: MAGNETO BRACKET	01843	179887		1	*	*	*		
X20	5305-017-9843	SCREW, CAP, HEXAGON HEAD: MAGNETO BRACKET				5	*	*	*		
09X20	5305-268-5974	SCREW, CAP, HEXAGON HEAD: MAGNETO COUPLING	92679	181308		2	*	*	*		
P F	5330-285-8266	SEAL, PLAIN ENCASED: MAGNETO SHAFT	92679	33788D		1	2	*	100	23	24
P1F	2815-722-3322	SHAFT, MAGNETO DRIVE	92679	252608R1		1	*	*	5	23	20
X2F	2920-424-7344	SPACER, MAGNETO SHAFT	92679	32503D		1	*	*	*	23	23
X2F	5310-424-7197	WASHER, FLAT: MAGNETO IDLER GEAR SHAFT	92679	25132D		1	*	*	*	23	9
09X20	5310-017-8551	WASHER, LOCK: MAGNETO BRACKET SCREW	92679	178551		5	*	*	*		
09X20	5310-017-8591	WASHER, LOCK: MAGNETO BRACKET SCREW	92679	178591		1	*	*	*		
X20	5310-010-3319	WASHER, LOCK: MAGNETO COUPLING SCREW	92679	103319		2	*	*	*		
09X20	5306-017-9812	BOLT, MACHINE: CLIP FRONT AND CENTER	92679	179812		2	*	*	*		
11P O	5975-284-6372	CABLE NIPPLE, ELECTRICAL: DISTRIBUTOR	92679	251553R1		6	5	*	60	24	11
P10	2920-374-9241	CABLE ASSEMBLY, SPECIAL PURPOSE, ELECTRICAL: No. 1 CYLINDER	92679	280510R91		1	*	*	10	24	9
P10	2920-374-9242	CABLE ASSEMBLY, SPECIAL PURPOSE, ELECTRICAL: No. 2 CYLINDER	92679	280511R91		1	*	*	10	24	8
P O	2920-374-9243	CABLE ASSEMBLY, SPECIAL PURPOSE, ELECTRICAL: No. 3 AND No. 5 CYLINDER	92679	280512R91		2	2	*	20	24	3
P10	2920-374-9244	CABLE ASSEMBLY, SPECIAL PURPOSE, ELECTRICAL: No. 4 CYLINDER	92679	280513R91		1	*	*	10	24	5
P10	2920-374-9245	CABLE ASSEMBLY, SPECIAL PURPOSE, ELECTRICAL: No. 6 CYLINDER	92679	280514R91		1	*	*	10	24	2
X20		CLIP, SPARK PLUG CABLE: CENTER	92679	253314R1		1	*	*	*	24	6
X20		CLIP, SPARK PLUG CABLE: FRONT	92679	255648R1		1	*	*	*	24	7
X20		CLIP, SPARK PLUG CABLE: REAR	92679	255649R1		1	*	*	*	24	4
10P10	5325-262-5927	GROMMET, RUBBER: MAGNETO SHORT CIRCUITING CABLE	92679	512340A		1	*	*	10		
09X20	5305-018-1309	SCREW, CAP, HEXAGON HEAD: CLIP, REAR	92679	181309		1	*	*	*		
P O	2920-248-1619	SPARK PLUG	92679	280554R91		6	23	*	600	24	1
X20	5310-010-3320	WASHER, LOCK: CLIP, FRONT AND CENTER	92679	103320		2	*	*	*		
X20	5310-010-3319	WASHER, LOCK: CLIP, REAR	92679	103319		1	*	*	*		
X2F	2920-424-7063	SHIM: MAGNETO COUPLING, MEDIUM	92679	10481D		1	*	*	*		
X2F	2920-424-7064	SHIM: MAGNETO COUPLING, HEAVY	92679	10482D		1	*	*	*		
X2F	2920-424-7065	SHIM: MAGNETO COUPLING, LIGHT	92679	10553D		1	*	*	*		
		0607 - INSTRUMENT OR ENGINE CONTROL PANEL									
P O	4520-286-0290	GASKET: FUEL GAGE, TANK UNIT	57733	72030		1	2	*	100		

SOURCE CODES	FEDERAL STOCK NUMBER	DESCRIPTION	MANUFACTURER'S CODE	MANUFACTURER'S PART NO.	UNIT OF ISSUE	QTY INCORPORATED IN UNIT	GUIDE QUANTITIES PER 100 EQUIPMENTS: FIELD MAINTENANCE 15-DAY LEVEL 2ND ECH	FIELD MAINTENANCE 15-DAY LEVEL 4TH ECH	DEPOT MAINT 5TH ECH	ILLUSTRATIONS: FIGURE NO.	ILLUSTRATIONS: ITEM NO.
P O	6240-155-8717	LAMP, INCANDESCENT (GE)				1	8	*	20		
X20	2590-300-4373	LEAD, CONNECTING, HEADLIGHT: ELECTRICAL WIRING	23926	SA28954		1	*	*	*		
X20	2590-300-4374	LEAD, CONNECTING, TAILLIGHT: ELECTRICAL WIRING	23926	SA28955		1	*	*	*		
M O		LEAD, ELECTRICAL	23926	SA23404		2					
		MANUFACTURE FROM:									
X20	5975-284-9305	CABLE NIPPLE, ELECTRICAL				4	*	*	*		
09X20	5940-020-0033	TERMINAL, LUG				2	*	*	*		
09X20	5940-050-7097	TERMINAL, LUG				2	*	*	*		
09P 0	6145-284-0660	WIRE, ELECTRICAL (12 IN. REQUIRED FOR EACH LEAD)			FT		SEE GRP 9501				
M O		LEAD, ELECTRICAL	23926	SA23406		1					
		MANUFACTURE FROM:									
09P 0	6145-635-7814	WIRE, ELECTRICAL (5 FT. REQUIRED)			FT		SEE GRP 9501				
09X20	5940-050-6244	TERMINAL, LUG				2	*	*	*		
M O		LEAD, ELECTRICAL	23926	SA28934		1					
		MANUFACTURE FROM:									
09X20	5940-050-7097	TERMINAL, LUG				2	*	*	*		
09P 0	6145-284-0660	WIRE, ELECTRICAL			FT		SEE GRP 9501				
M O		LEAD, ELECTRICAL	23926	SA28935		1					
		MANUFACTURE FROM:									
09X20	5940-020-0056	TERMINAL, LUG				1	*	*	*		
09X20	5940-050-7097	TERMINAL, LUG				1	*	*	*		
09P 0	6145-284-0660	WIRE, ELECTRICAL (7 FT. REQUIRED)			FT		SEE GRP 9501				
M O		LEAD, ELECTRICAL	23926	SA28939		1					
		MANUFACTURE FROM:									
09X20	5940-050-7097	TERMINAL, LUG				2	*	*	*		
09P 0	6145-284-0660	WIRE, ELECTRICAL (11 FT. REQUIRED)			FT		SEE GRP 9501				
M O		LEAD, ELECTRICAL	23926	SA28940		1					
		MANUFACTURE FROM:									
09X20	5940-050-7097	TERMINAL, LUG				2	*	*	*		
09P 0	6145-284-0660	WIRE, ELECTRICAL (17 FT. REQUIRED)			FT		SEE GRP 9501				
M O		LEAD, ELECTRICAL	23926	SA28941		1					
		MANUFACTURE FROM:									
09X20	5940-050-7097	TERMINAL, LUG				2	*	*	*		
09P 0	6145-284-0660	WIRE, ELECTRICAL (12 IN. REQUIRED)			FT		SEE GRP 9501				
M O		LEAD, ELECTRICAL	23926	SA28942		2					
		MANUFACTURE FROM:									
09X20	5940-050-7097	TERMINAL, LUG				4	*	*	*		
09P 0	6145-284-0660	WIRE, ELECTRICAL (7 FT. REQUIRED FOR EACH LEAD)			FT		SEE GRP 9501				
M O		LEAD, ELECTRICAL	23926	SA28943		1					
		MANUFACTURE FROM:									
09X20	5940-050-7097	TERMINAL, LUG				1	*	*	*		
09P 0	6145-284-0660	WIRE, ELECTRICAL (12 IN. REQUIRED)			FT		SEE GRP 9501				
M O		LEAD, ELECTRICAL	23926	SA28944		1					
		MANUFACTURE FROM:									
X20	3895-573-2195	SLEEVE, CABLE TERMINAL				2	*	*	*		
09X20	5940-050-7097	TERMINAL, LUG				2	*	*	*		
09P 0	6145-284-0660	WIRE, ELECTRICAL (12 FT. 6 IN. REQUIRED)			FT		SEE GRP 9501				
M O		LEAD, ELECTRICAL	23926	SA28945		1					
		MANUFACTURE FROM:									
09X20	5940-050-7097	TERMINAL, LUG				2	*	*	*		
09P 0	6145-284-0660	WIRE, ELECTRICAL (14 FT. REQUIRED)			FT		SEE GRP 9501				
M O		LEAD, ELECTRICAL	23926	SA28946		1					
		MANUFACTURE FROM:									
09X20	5940-020-0056	TERMINAL, LUG				1	*	*	*		
09X20	5940-050-7097	TERMINAL, LUG				1	*	*	*		
09P 0	6145-284-0660	WIRE, ELECTRICAL (11 FT. REQUIRED)			FT		SEE GRP 9501				
M O		LEAD, ELECTRICAL	23926	SA29575		1					
		MANUFACTURE FROM:									
X20	5940-050-7055	FERRULE, ELECTRICAL CONDUCTOR				1	*	*	*		
09X20	5940-050-7097	TERMINAL, LUG				1	*	*	*		
09P 0	6145-284-0660	WIRE, ELECTRICAL (3 FT. REQUIRED)			FT		SEE GRP 9501				
X20		PANEL, INSTRUMENT	23926	SA29392		1	*	*	*		
P10	6620-377-9068	GAGE UNIT, ENGINE	23926	R30563		1	*	*	5		
M O		LEAD, ELECTRICAL	23926	SA28938		2					
		MANUFACTURE FROM:									
09X20	5940-050-7097	TERMINAL, LUG				4	*	*	*		
09P 0	6145-284-0660	WIRE, ELECTRICAL (6 IN. REQUIRED FOR EACH LEAD)			FT		SEE GRP 9501				

	FEDERAL STOCK NUMBER	DESCRIPTION	MANUFACTURER'S CODE	MANUFACTURER'S PART NO.	UNIT OF ISSUE	QTY INCL IN UNIT	FIELD MAINTENANCE 15-DAY LEVEL 3RD ECH	FIELD MAINTENANCE 15-DAY LEVEL 4TH ECH	DEPOT MAINT 5TH ECH	USABLE ON CODE	ITEM NO.
M O		LEAD, ELECTRICAL	23926	SA28949		5					
		MANUFACTURE FROM:				10	*	*	*		
09X20	5940-050-7097	TERMINAL, LUG									
09P 0	6145-284-0660	WIRE, ELECTRICAL			FT		SEE GRP 9501				
		(3 IN. REQUIRED FOR EACH LEAD)									
09X20	5310-010-3091	NUT, PLAIN, HEXAGON				2	*	*	*		
X20	5305-226-9268	SCREW, MACHINE				2	*	*	*		
X20		SWITCH, LOCK	23926	70422-23		1	*	*	5		
11P10	5930-253-1635	SWITCH, PUSH	23926	D34416		1	*	*	5		
11P10	5930-296-9713	SWITCH, TOGGLE	15605	8640		1	*	*	5		
P10	6680-850-1465	TRANSMITTER, LIQUID QUANTITY: FUEL INDICATOR	23926	RH33110		1	*	*	5		
P10	6620-048-1899	TRANSMITTER, WATER TEMPERATURE	57733	S438087		1	*	*	5		
55P10	6620-556-7798	TRANSMITTER, PRESSURE: OIL GAGE	57733	353E		1	*	*	5		
		0608 - MISCELLANEOUS ITEMS									
11X20	5935-283-2054	ADAPTER, CONNECTOR	81257	2208		4	*	*	*		
11X20	5940-050-7055	FERRULE, ELECTRICAL CONDUCTOR	81257	51322		5	*	*	*		
X20		GROMMET, RUBBER	23926	D29520		1	SEE GRP 9501				
X20		GROMMET, RUBBER	23926	D32833		2	*	*			
X20		GROMMET, RUBBER	23926	D32834		6	*	*	*		
X20		GROMMET, RUBBER	23926	D32917		9	*	*	*		
11X20	5940-548-8201	SPLICE, CONDUCTOR	81257	2209		1	*	*	*		
P10	5930-636-2443	SWITCH, PRESSURE				1	*	*	5		
11X20	5935-283-3847	CONNECTOR, PLUG, ELECTRICAL: TAILLIGHT CABLE	73331	912501		2	*	*	*		
M O	6150-279-8348	LEAD, ELECTRICAL: LIGHT SWITCH RESISTOR	23926	SA34680		1					
		MANUFACTURE FROM:									
09P 0	6145-660-8933	WIRE, ELECTRICAL			FT		SEE GRP 9501				
		(19 IN. REQUIRED)									
X20	3895-573-2195	SLEEVE				2	*	*	*		
09X20	5940-020-0033	TERMINAL, LUG				1	*	*	*		
09X20	5940-050-7106	TERMINAL, LUG				1	*	*	*		
P10	5930-345-0228	SWITCH, PUSH	23926	D34370		1	*	*	5		
11P10	5905-304-7587	RESISTOR, FIXED, WIRE WOUND: HEADLIGHT SWITCH	23926	D34679		1	*	*	5		
		0609 - LIGHTS									
X20		BRACKET, TAILLIGHT	23926	SH34214		2	*	*	*		
09X20	6220-299-6298	HEADLIGHT: LH	73331	925993		1	*	*	*		
		(COMPONENT SAME AS HEADLIGHT STOCK NO. 6220-299-6299)									
09X20	6220-299-6299	HEADLIGHT: RH	73331	925994		1	*	*	*		
X1		BODY ASSEMBLY	73331	5943129		2					
P O	6240-519-0934	LAMP, INCANDESCENT	73331	193192		2	15	*	40		
X20		MOULDING ASSEMBLY	73331	5943136		2	*	*	*		
09X20	5310-266-0390	NUT, PLAIN, HEXAGON	73331	120365		2	*	*	*		
X20		RING, RETAINING	73331	5943130		2	*	*	*		
X20	5305-206-9169	SETSCREW	73331	924552		6	*	*	*		
X20		WASHER, ADAPTER	73331	5943424		2	*	*	*		
X20		WASHER, BEARING	73331	912663		2	*	*	*		
09X20	5310-010-3322	WASHER, LOCK	73331	120383		2	*	*	*		
X20		WIRING ASSEMBLY	73331	5940964		2	*	*	*		
09X20	6220-299-3755	STOPLIGHT, TAILLIGHT, VEHICULAR: BLACKOUT	73331	3012C		1	*	*	*		
		(SAME AS STOPLIGHT, STOCK NO. 6220-496-3036, EXCEPT WHERE INDIVIDUAL COMPONENTS ARE ANNOTATED)									
09X20	6220-496-3036	STOPLIGHT, TAILLIGHT, VEHICULAR: BLACKOUT									
09X1	6220-371-7586	BODY, TAILLIGHT	73331	30120		1	*	*	*		
09X20	6220-374-2073	RETAINER, LENS: TAIL AND STOP LAMP	75175	8045		2					
		(USED WITH STOPLIGHT, STOCK NO. 6220-496-3036, ONLY)	73331	5933055		1	*	*	*		
X20	6220-374-2074	RETAINER, LENS: TAIL AND STOP LAMP (USED WITH STOPLIGHT, STOCK NO. 6220-299-3755 ONLY)	73331	5933056		1	*	*	*		
09X20	5305-010-0770	SCREW, MACHINE	73331	5933069		4	*	*	*		
09P 0	6220-374-2079	TAILLIGHT UNIT, BLACKOUT	73331	5933305		2	15	*	40		
09P 0	6220-374-2080	STOPLIGHT, VEHICULAR (USED WITH STOPLIGHT, STOCK NO. 6220-496-3036 ONLY)	73331	5933308		1	8	*	20		
09P 0	6220-299-3997	LAMP UNIT, STOPLIGHT, TAILLIGHT (USED WITH STOPLIGHT, STOCK NO. 6220-299-3755 ONLY)	73331	5033302		1	8	*	20		

MATERIAL	SOURCE	MAINT	RECOVERABILITY	FEDERAL STOCK NUMBER	DESCRIPTION	MANUFACTURER'S CODE	MANUFACTURER'S PART NO.	UNIT OF ISSUE	QTY INCORPORATED IN UNIT	FOR USE WITH EQUIPMENTS: FIELD MAINTENANCE 15-DAY LEVEL 3RD ECH	FOR USE WITH EQUIPMENTS: FIELD MAINTENANCE 15-DAY LEVEL 4TH ECH	FOR USE WITH EQUIPMENTS: DEPOT MAINT 5TH ECH	ILLUSTRATIONS: FIGURE NO.	ILLUSTRATIONS: ITEM NO.
09P10				6220-355-2436	SPOTLIGHT	50889	709A		1	*	*	5		
P 0				6240-019-3096	LAMP, INCANDESCENT	50889	1195		1	8	*	20		
X20				6150-279-7252	LEAD, ELECTRICAL: SWITCH TO LAMP	50889	155		1	*	*	*		
09P 0				6220-299-6464	LENS, SPOTLIGHT	50889	149		1	2	*	20		
11P10				5930-296-5875	SWITCH, TOGGLE	50889	799		1	*	*	5		
P 0				5330-200-6208	WASHER, NONMETALLIC	50889	150		1	2	*	100		
					0611 - HORN									
X20				6350-307-7252	BRACKET, HORN	23926	D27026		1	*	*	*		
X20				2540-496-7695	BUTTON, HORN: ELECTRICAL	23926	8189F		1	*	*	*		
09X20				2590-606-8504	PARTS KIT, HORN BUTTON	23926	MD4007		1	*	*	*		
M 0					LEAD, ELECTRICAL	23926	SA28937		1					
					MANUFACTURE FROM:									
X20				5975-284-9305	CABLE NIPPLE, ELECTRICAL				2	*	*	*		
09X20				5940-050-7097	TERMINAL, LUG				2	*	*	*		
09P 0				6145-284-0328	WIRE, ELECTRICAL (32 IN. REQUIRED)			FT		SEE	GRP 9501			
M 0					LEAD, ELECTRICAL	23926	SA29391		1					
					MANUFACTURE FROM:									
09P 0				6145-284-0660	WIRE, ELECTRICAL (10 IN. REQUIRED)			FT		SEE	GRP 9501			
X20				5975-284-9305	CABLE NIPPLE, ELECTRICAL				2	*	*	*		
09X20				5940-050-7097	TERMINAL, LUG				1	*	*	*		
					0612 - BATTERIES, STORAGE									
11P 0				6140-699-8588	BATTERY, STORAGE	23926	R11721		2	*	*	*	25	10
X20					GROMMET	23926	D29520		2	SEE	GRP 9501		25	2
11P10				6140-553-1047	LEAD, STORAGE BATTERY	23926	SA32681		1	*	*	25		
11P10				6140-636-7830	LEAD, STORAGE BATTERY	23926	SA32680		1	*	*	25	25	9
11P10				6140-636-7841	LEAD, STORAGE BATTERY	23926	SA32682		1	*	*	25	25	11
11P10				6140-430-9532	LEAD, STORAGE BATTERY	23926	SA22673		1	*	*	25	25	12
X20				5306-430-9243	ROD, THREADED END	23926	D22399		2	*	*	*		
09X20				5306-263-7411	BOLT, MACHINE				4	*	*	*		
X20					WASHER, BEVEL	92679	9-0870		4	*	*	*	25	6
					0613 - HULL OR CHASIS WIRING HARNESS									
X20				2920-213-1515	WIRING HARNESS: IGNITION SWITCH AND LIGHTS, INSTRUMENT PANEL	23926	SAG29292A		1	*	*	*		
					0615 - RADIO INTERFERENCE SUPPRESSION									
11P 0				5910-127-8448	CAPACITOR, FIXED, PAPER DIELECTRIC	23926	RD32729		1		*	20		
X20					IGNITION UNIT: RADIO SUPPRESSED	92679	280433R91		1	*	*	*		
					GROUP 22 - MISCELLANEOUS BODY, CHASSIS OR HULL, AND ACCESSORY ITEMS									
					2210 - DATA PLATES									
X20					PLATE, NAME	92679	43144D		1	*	*	*	20	1
X20					SCREW, MACHINE: NAME PLATE	92679	262735R1		4	*	*	*		
					GROUP 47 - GAGES									
					4702 - GAGES									
P10				6620-374-9191	GAGE, PRESSURE, DIAL INDICATING: FUEL PRESSURE	92679	260390R91		1	*	*	5		
					GROUP 95 - GENERAL USE STANDARDIZED PARTS									
					9501 - BULK MATERIAL									
P F				9505-198-9105	WIRE, STEEL, CARBON			FT		*	*	9		
P 0				4720-376-8060	HOSE, RUBBER			FT		*	*	10		
P 0				4720-202-6927	HOSE, RUBBER (GE)			FT		*	*	10		
P 0				9505-596-1658	WIRE, STEEL, CARBON (GE)			RL		*	*	3		
P 0				4720-389-0491	HOSE, RUBBER (GE)			FT		*	*	10		
09P F				5330-233-5845	PAPER, GASKET			YD		*	*	2		
P 0				4720-235-4117	HOSE, RUBBER			FT		*	*	10		
P 0				4720-235-4121	HOSE, RUBBER			FT		*	*	10		
09P 0				6145-635-7814	WIRE, ELECTRICAL			FT		*	*	15		
09P 0				6145-284-0660	WIRE, ELECTRICAL			FT		*	*	315		

SOURCE CODES	FEDERAL STOCK NUMBER	DESCRIPTION	MANUFACTURER'S CODE	MANUFACTURER'S PART NO.	UNIT OF ISSUE	QTY INCORPORATED IN UNIT	MAINTENANCE ALLOCATION PER 100 EQUIPMENTS			ILLUSTRATIONS	
							FIELD MAINTENANCE 15-DAY LEVEL		DEPOT MAINT		
							3RD ECH	4TH ECH	5TH ECH	FIGURE NO.	ITEM NO.
09P 0	6145-284-0328	WIRE, ELECTRICAL			FT		*	*	9		
		GROUP 99 - PARTS PECULIAR									
		9901 - PARTS PECULIAR WITH MORE THAN ONE APPLICATION									
X20		BRACKET, CLAMP	23926	D20225		2	*	*	*		
X20		GROMMET, RUBBER	23926	D29520		3	*	*	*		
P F	2815-141-8918	GEAR, SPUR				2	2	*	50		
P10	2990-204-3178	CONTROL ASSEMBLY, PUSH-PULL				2	*	*	10		
09P1F	3110-144-8510	BEARING, BALL, ANNULAR				2	*	*	20		
10P1F	8125-423-8908	STOPPER, BOTTLE				2	*	*	10		
10P 0	8305-355-3276	FELT STRIP				3	4	*	150		

SOURCE CODES	FEDERAL STOCK NUMBER	DESCRIPTION	MANUFACTURER'S CODE	MANUFACTURER'S PART NO.	UNIT OF ISSUE	QTY INCORPORATED IN UNIT	QUANTITY PER 100 EQUIPMENTS: FIELD MAINTENANCE 15-DAY LEVEL 3RD ECH	QUANTITY PER 100 EQUIPMENTS: FIELD MAINTENANCE 15-DAY LEVEL 4TH ECH	QUANTITY PER 100 EQUIPMENTS: DEPOT MAINT 5TH ECH	ILLUSTRATIONS: FIGURE NO.	ILLUSTRATIONS: ITEM NO.
		SECTION II - PART II REPAIR PARTS LIST									
		GROUP 01 - ENGINE									
		0100 - ENGINE ASSEMBLY									
X2F		BRACKET, MOTOR	23926	SAD37089		1	*	*	*		
P O	2815-363-8663	GASKET SET: CYLINDER HEAD (USED ON ENGINE, SERIAL NO. THRU 4A19528) (SERIAL NUMBER RANGES FOR STOCK NO. 2815-363-8663 APPLY TO ALL INDENTED COMPONENTS.)	72582	5192925		1	4	*	*		
X1	2930-250-0730	GASKET: AIR BOOSTER INLET TUBE TO AIR COMPRESSOR (1)	72582	5151191		0					
X1	2815-384-9340	GASKET: CYLINDER HEAD	72582	5150044		1	SEE GRP 0101				
X1	5330-255-0355	GASKET: CYLINDER HEAD GOVERNOR HOLE COVER AND GOVERNOR TO CYLINDER HEAD	72582	5150269		4	SEE GRP 0101 & 0308				
X1	2815-551-3737	GASKET: END, EXHAUST MANIFOLD	72582	5150195		2	SEE GRP 0110				
X1	2815-212-6316	GASKET: ENGINE LIFTER BRACKET	72582	5150052		2				28	14
X1	2990-212-6336	GASKET: GOVERNOR COVER	72582	5150889		1	SEE GRP 0308				
X1	5330-367-7304	GASKET: HOUSING, GOVERNOR WEIGHT	72582	5150890		2	SEE GRP 0308				
X1	2815-584-1163	GASKET: ROCKER COVER	72582	5150328		1	SEE GRP 0105				
X1	5330-286-7255	GASKET: ROCKER COVER BREATHER	72582	5165228		1	SEE GRP 0108				
X1	2815-527-7709	GASKET: WATER OUTLET MANIFOLD	72582	5150361		4	SEE GRP 0506				
X1	2815-363-8662	GASKET SET: CYLINDER HEAD OIL	72582	5192919		1	SEE GRP 0101				
X2F	2815-363-7986	BRACKET LIFTING: CYLINDER HEAD	72582	5150051		1	*	*	*	28	13
55X2F	2815-364-3247	BRACKET ENGINE LIFTER: FRONT	72582	5150050		1	*	*	*	37	4
P O	2815-379-4302	GASKET SET: CYLINDER HEAD (USED ON ENGINE, SERIAL NO. 4A19529 AND UP) (SERIAL NUMBER RANGES FOR STOCK NO. 2815-379-4302 APPLY TO ALL INDENTED COMPONENTS.)	72582	5193117		1	4	*	*		
X1	2990-250-5816	GASKET: BREATHER TUBE	72582	5150900		1	SEE GRP 0108				
09X1	5330-255-0355	GASKET: CYLINDER HEAD GOVERNOR HOLE COVER AND GOVERNOR TO CYLINDER HEAD	72582	5150269		4	SEE GRP 0101 & 0308				
X1		GASKET: CYLINDER HEAD, WATER AND OIL	72582	5183305		2	SEE GRP 0101				
X1	2815-354-1521	GASKET: CYLINDER LINER, CYLINDER HEAD	72582	5183330		4	SEE GRP 0101				
X1	2815-551-3737	GASKET: END, EXHAUST MANIFOLD	72582	5150195		2	SEE GRP 0110				
Y1	2815-212-6316	GASKET: ENGINE LIFTER BRACKET	72582	5150052		2				28	14
X1	2990-536-2801	GASKET: GOVERNOR COVER (2)	72582	3249110		0					
X1	2990-212-6336	GASKET: GOVERNOR COVER	72582	5150889		1	SEE GRP 0308				
X1	5330-367-7304	GASKET: HOUSING, GOVERNOR WEIGHT	72582	5150890		2	SEE GRP 0308				
X1	5330-297-5126	GASKET: OIL SEAL	72582	5183476		1	SEE GRP 0101				
X1	2815-584-1163	GASKET: ROCKER COVER	72582	5150328		1	SEE GRP 0105				
X1	5330-286-7255	GASKET: ROCKER COVER BREATHER	72582	5165228		1	SEE GRP 0108				
X1	2930-575-5841	GASKET: WATER BYPASS TUBE	72582	5169478		2	SEE GRP 0506				
X1	2815-527-7709	GASKET: WATER OUTLET MANIFOLD	72582	5150361		4	SEE GRP 0506				
X1	5330-033-6350	WASHER, NONMETALLIC: END, WATER HOLE	72582	5186577		2	SEE GRP 0101				
09X1	5330-592-9609	WASHER, NONMETALLIC: WATER HOLE	72582	5186579		6	SEE GRP 0101				
P O	2815-379-4327	GASKET SET: ENGINE OVERHAUL (INCLUDES COMPONENTS OF GASKET SET, STOCK NO. 2815-379-4302) (USED ON ENGINE, SERIAL NO. 4A19529 AND UP) SERIAL NUMBER RANGES FOR STOCK NO. 2815-379-4327 APPLY TO ALL INDENTED COMPONENTS.	72582	5193114		1	4	*	100		
X1	5330-126-0042	GASKET: AIR INLET HOUSING STRIKER PLATE	72582	3290612		1	SEE GRP 0305				
X1	2815-212-6318	GASKET: BALANCE WEIGHT COVER	72582	5150071		1	SEE GRP 0105				
X1	5330-250-6177	GASKET: BALANCE WEIGHT COVER	72582	5155816		2	SEE GRP 0105				
X1		GASKET: BLOWER	72582	5150236		1	SEE GRP 0305				
X1	2815-663-7779	GASKET: BLOWER DRIVE COVER	72582	5150246		2	SEE GRP 0305				
X1	2815-620-7484	GASKET: BLOWER DRIVE GEAR HUB SUPPORT	72582	5150286		1	SEE GRP 0305				
X1	2815-212-6320	GASKET: BLOWER HOUSING AND PLATE COVER	72582	5150234		2	SEE GRP 0305				
X1	2815-212-6319	GASKET: CRANKSHAFT FRONT COVER	72582	5150181		1	SEE GRP 0101				
X1	2815-040-3175	GASKET SET: OIL PUMP	72582	5192107		1	SEE GRP 0108				
X1	5330-354-1420	GASKET: CYLINDER BLOCK END PLATE	72582	5177798		2	SEE GRP 0101				
X1	5330-599-4868	GASKET: CYLINDER BLOCK HAND HOLE COVER BOLT	72582	105451		4	SEE GRP 0101				
09X1	2815-244-8189	GASKET: CYLINDER BLOCK WATER HOLE COVER	72582	5150024		2	SEE GRP 0101				
X1	2815-620-7359	GASKET: FLYWHEEL HOUSING	72582	5150059		2	SEE GRP 0103				
X1	2815-362-9299	GASKET: FLYWHEEL HOUSING	72582	5150054		1	SEE GRP 0103				
X1	2815-030-1547	GASKET: FLYWHEEL HOUSING COVER	72582	5150057		1	SEE GRP 0103				
09X1	2815-395-0882	SCREEN, AIR INLET: BLOWER	72582	5150780		1	SEE GRP 0305				
X1	2815-530-2560	GASKET: FUEL PUMP TO BLOWER AND WATER PUMP MTG	72582	5150193		2	SEE GRP 0302 & 0504				
X1	2805-599-5577	GASKET: FUEL PUMP VALVE PLUG	72582	5161003		1	SEE GRP 0302				
X1	2990-250-5817	GASKET: GOVERNOR SPRING HOUSING	72582	5152944		1	SEE GRP 0308				

SOURCE, MAINT. AND RECOVERABILITY	FEDERAL STOCK NUMBER	DESCRIPTION	MANUFACTURER'S CODE	MANUFACTURER'S PART NO.	UNIT OF ISSUE	QTY INCORPOR IN UNI	FIELD MAINTENANCE 15-DAY LEVEL 3RD ECH	FIELD MAINTENANCE 15-DAY LEVEL 4TH ECH	DEPOT MAINT 5TH ECH	FIGURE NO.	ITEM NO.
X1	2815-425-5142	GASKET: HAND HOLE COVER	72582	5150020		4	SEE	GRP 0101			
X1	2815-212-6329	GASKET: OIL COOLER ADAPTER TO BLOCK	72582	5150154		2	SEE	GRP 0108			
X1	2815-545-0624	GASKET: OIL COOLER INNER CORE	72582	5150155		2	SEE	GRP 0108			
X1	2520-733-0733	GASKET: OIL COOLER OUTER CORE	72582	5154215		2	SEE	GRP 0108			
X1	5330-197-4150	GASKET: OIL COOLER RELIEF VALVE PLUG (1)	72582	5156768		0					
X1	5330-641-2364	GASKET: OIL COOLER WATER HOLE FLANGE	72582	5153902		1	SEE	GRP 0108			
X1	5330-245-5424	WASHER, NONMETALLIC: OIL STRAINER HOUSING (1)	72582	064444		0					
X1	5310-297-1821	WASHER, FLAT: OIL STRAINER RETAINER (1)	72582	064446		0					
X1	5330-354-1259	GASKET: THERMOSTAT HOUSING	72582	5167761		2	SEE	GRP 0506			
X1	2930-250-0729	GASKET: WATER BYPASS LOWER ELBOW (1)	72582	5151190		0					
X1	2930-212-6332	GASKET: WATER PUMP BODY COVER (1)	72582	5150188		0					
X1	2930-354-1235	PACKING, PREFORMED: WATER PUMP INLET (1)	72582	5159457		0					
X1	2930-141-7805	PACKING, PREFORMED: WATER PUMP OUTLET	72582	5150191		1	SEE	GRP 0504			
X1	5310-231-3293	WASHER, FLAT: BYPASS VALVE	72582	5177773		2	SEE	GRP 0108			
X1	5330-297-6117	WASHER, NONMETALLIC: BLOWER DRIVE COVER (1)	72582	5172865		0					
X1	5330-297-0416	WASHER, NONMETALLIC: OIL COOLER ADAPTER TO BLOCK	72582	5152904		1	SEE	GRP 0108			
P 0	2815-428-9723	GASKET SET: ENGINE OVERHAUL (INCLUDES COMPONENTS OF GASKET SET, STOCK NO. 2815-363-8663) (USED ON ENGINE, SERIAL NO. THRU 4A-19528) NOTE: SERIAL NUMBER RANGES FOR STOCK NO. 2815-363-8663 APPLY TO ALL INDENTED COMPONENTS.	72582	5192922		1	4	*	100		
X1	5330-126-0042	GASKET: AIR INLET HOUSING STRIKER PLATE	72582	3290612		1	SEE	GRP 0305			
X1	2815-212-6318	GASKET: BALANCE WEIGHT COVER	72582	5150071		1	SEE	GRP 0105			
X1		GASKET: BLOWER	72582	5150236		1	SEE	GRP 0305			
X1	2815-212-6320	GASKET: BLOWER COVER HOUSING END PLATE	72582	5150234		2	SEE	GRP 0305			
X1	2815-663-7779	GASKET: BLOWER DRIVE COVER	72582	5150246		2	SEE	GRP 0305			
X1	2815-620-7484	GASKET: BLOWER DRIVE GEAR HUB SUPPORT	72582	5150286		1	SEE	GRP 0305			
X1	2990-250-5816	GASKET: BREATHER TUBE	72582	5150900		1	SEE	GRP 0108			
X1	5330-354-1420	GASKET: CYLINDER BLOCK END PLATE	72582	5177798		2	SEE	GRP 0101			
X1	5330-599-4868	GASKET: CYLINDER BLOCK HAND HOLE COVER BOLT	72582	105451		4	SEE	GRP 0101			
09X1	2815-244-8189	GASKET: CYLINDER BLOCK WATER HOLE COVER	72582	5150024		2	SEE	GRP 0101			
X1	2815-212-6319	GASKET: CRANKSHAFT FRONT COVER	72582	5150181		1	SEE	GRP 0101			
X1	2815-620-7359	GASKET: FLYWHEEL HOUSING	72582	5150059		2	SEE	GRP 0103			
X1	2815-362-9299	GASKET: FLYWHEEL HOUSING	72582	5150054		1	SEE	GRP 0103			
X1	2815-030-1547	GASKET: FLYWHEEL HOUSING COVER	72582	5150057		1	SEE	GRP 0103			
X1	2815-530-2560	GASKET: FUEL PUMP TO BLOWER AND WATER PUMP MTG	72582	5150193		2	SEE	GRP 0302 & 0504			
X1	2805-599-5577	GASKET: FUEL PUMP VALVE PLUG	72582	5161003		1	SEE	GRP 0302			
X1	2910-323-9552	GASKET: FUEL TRANSFER PUMP (2)	72582	5230018		0					
X1	2990-250-5817	GASKET: GOVERNOR SPRING HOUSING	72582	5152944		1	SEE	GRP 0308			
X1	2815-425-5142	GASKET: HAND HOLE COVER	72582	5150020		4	SEE	GRP 0101			
X1	2990-536-2801	GASKET: HYDRAULIC GOVERNOR COVER (3)	72582	3249110		0					
09X1	2815-395-0882	SCREEN, AIR INLET: BLOWER	72582	5150780		1	SEE	GRP 0305			
X1	2815-212-6329	GASKET: OIL COOLER ADAPTER TO BLOCK	72582	5150154		2	SEE	GRP 0108			
X1	2815-545-0624	GASKET: OIL COOLER, INNER CORE	72582	5150155		1	SEE	GRP 0108			
X1	2520-733-0733	GASKET: OIL COOLER, OUTER CORE	72582	5154215		1	SEE	GRP 0108			
X1	5330-354-1259	GASKET: THERMOSTAT HOUSING	72582	5167761		2	SEE	GRP 0506			
X1	2930-575-5841	GASKET: WATER BYPASS TUBE	72582	5169478		2	SEE	GRP 0506			
X1	2930-250-0729	GASKET: WATER OUTLET TUBE, LOWER (1)	72582	5151190		0					
X1	2930-212-6332	GASKET: WATER PUMP COVER (1)	72582	5150188		0					
X1	2930-141-7805	PACKING, PREFORMED: WATER PUMP OUTLET	72582	5150191		1	SEE	GRP 0504			
X1	5330-297-0416	WASHER, NONMETALLIC: OIL COOLER ADAPTER TO BLOCK	72582	5152904		1	SEE	GRP 0108			
X1	2815-040-3175	GASKET SET: OIL PUMP	72582	5192107		1	SEE	GRP 0108			
09X2F	5305-017-9931	SCREW, CAP, HEXAGON HEAD	23926	M285		3	*	*	*		
09X2F	5305-017-9862	SCREW, CAP, HEXAGON HEAD: FRONT AND REAR LIFTING BRACKET	72582	179862		8	*	*	*	28	11
09X2F	5305-017-9885	SCREW, CAP, HEXAGON HEAD	72582	186725		12	*	*	*	37	2
09X2F	5305-268-5792	SCREW, CAP, HEXAGON HEAD	23926	M300		4	*	*	*		
X2F	3805-393-7339	SHIM, ENGINE SUPPORT	23926	D30174		14	*	*	*		
X2F		SUPPORT, ENGINE, RADIATOR END	23926	SAB37030		1	*	*	*		
X2F	5310-430-9499	WASHER, FLAT: 1ST COUNTERSHAFT EXTENSION RD HOLE	23926	R18687		16	*	*	*		
09X2F	5310-010-3322	WASHER, LOCK: FRONT AND REAR LIFTING BRACKET	72582	103322		8	*	*	*	28	12
X2F	5310-010-3323	WASHER, LOCK	72582	103323		12	*	*	*	37	3
09X2F	5310-010-3325	WASHER, LOCK	23926	M86		3	*	*	*		
09X2F	5310-010-3326	WASHER, LOCK	23926	M182		4	*	*	*		
		0101 - BLOCK, CYLINDER HEAD									
X2H	2815-740-6038	ENGINE BLOCK ASSEMBLY, DIESEL	72582	5193108		1		*	*	27	28

SOURCE CODES	FEDERAL STOCK NUMBER	DESCRIPTION	MANUFACTURER'S CODE	MANUFACTURER'S PART NO.	UNIT OF ISSUE	QTY INCORPORATED IN UNIT	GUIDE QUANTITIES PER 100 EQUIPMENTS: FIELD MAINTENANCE 15-DAY LEVEL 3RD ECH	GUIDE QUANTITIES PER 100 EQUIPMENTS: FIELD MAINTENANCE 15-DAY LEVEL 4TH ECH	GUIDE QUANTITIES PER 100 EQUIPMENTS: DEPOT MAINT 5TH ECH	ILLUSTRATIONS: FIGURE NO	ILLUSTRATIONS: ITEM NO
X2H	2815-354-1232	CAP, MAIN BEARING	72582	5158674		5		*	*	30	11
X2H	5306-691-9681	BOLT, EXTERNALLY RELIEVED BODY: MAIN BEARING CAP	72582	5152149		10		*	*	30	12
X2H	5315-241-7484	PIN, STRAIGHT, HEADLESS: CYLINDER BLOCK	72582	5154319		3		*	*	27	29
09X2H	5315-014-1288	PIN, STRAIGHT, HEADLESS: FLYWHEEL	72582	5151576		4		*	*	27	19
X2H	5340-237-8324	PLUG, EXPANSION: OIL HOLE CYLINDER BLOCK	72582	5150130		2		*	*		
X2H	5340-276-5834	PLUG, EXPANSION: BLOCK	72582	5150014		2		*	*	27	27
X2H	4730-354-1454	PLUG, MACHINE THREAD: CYLINDER BLOCK (USED ON ENGINE, SERIAL NO. 4A-6769 AND UP)	72582	5178998		4		*	*	27	12
X2H	4730-202-9389	PLUG, PIPE: BLOCK ASSEMBLY	72582	5182579		2		*	*	27	21
X2H	4730-263-3120	PLUG, PIPE: BLOCK	72582	444873		4		*	*	27	9
X2H	4730-288-8571	PLUG, PIPE: BLOCK ASSEMBLY (GE)	72582	103877		2		*	*	27	10
X2H	4730-288-8572	PLUG, PIPE: BLOCK ASSEMBLY (GE)	72582	103878		6		*	*		
X2H	4730-010-3875	PLUG, PIPE: BLOCK ASSEMBLY (GE)	72582	144015		2		*	*	27	23
X2H	4730-263-3123	PLUG, PIPE: BLOCK ASSEMBLY (GE)	72582	5182580		2		*	*	27	18
X2H	4730-263-3122	PLUG, PIPE: BLOCK ASSEMBLY (GE)	72582	144016		6		*	*	27	26
X2H	4730-263-3122	PLUG, PIPE: BLOCK ASSEMBLY (USED ON ENGINE, SERIAL NO. THRU 4A-6768) (GE)	72582	144016		10		*	*		
X2H	5340-307-8265	PLUG, PIPE: CYLINDER BLOCK, RETURN LINE	72582	5154082		1		*	*		
X2H	4730-278-3445	PLUG, PIPE: END (GE)	72582	5182578		5		*	*		
P H	2815-354-1528	INSERT, CYLINDER SLEEVE SEAT	72582	5184484		4		4	400	27	5
X2F	5307-298-4130	STUD, PLAIN: CYLINDER HEAD (USED ON ENGINE, SERIAL NO. THRU 4A-19528)	72582	5151159		10		*	*		
X2F	5307-276-8119	STUD, PLAIN: CYLINDER HEAD (USED ON ENGINE, SERIAL NO. 4A-19529 AND UP)	72582	5183329		10	*	*	*	27	3
09X2H	5310-010-3334	WASHER, LOCK: BEARING CAP	72582	103334		10		*	*	30	13
09X20	5306-010-0121	BOLT, MACHINE: PUMP PAD COVER	72582	179816		2	*	*	*	27	20
X20	2815-172-8553	COVER PLATE, ACCESS: CYLINDER BLOCK	72582	5153117		4	*	*	*	26	7
X20		COVER, CYLINDER BLOCK	72582	5115097		1	*	*	*		
X20	5340-363-7294	COVER, WATERHOLE, CYLINDER BLOCK	72582	5164190		1	*	*	*	27	24
X20	2815-363-7981	COVER, GOVERNOR HOLE	72582	5150268		3	*	*	*	28	8
X20	5340-531-8031	COVER, PLATE, ACCESS: WATER HOLE, CYLINDER BLOCK	72582	5150023		1	*	*	*		
X1	5330-354-1420	GASKET: CYLINDER BLOCK END PLATE (COMPONENT OF GASKET SETS, STOCK NO. 2815-379-4327 AND 2815-428-9723, SEE GROUP 0100)	72582	5177798		2				27	2
X1	5330-599-4868	GASKET: CYLINDER BLOCK HAND HOLE COVER BOLT (COMPONENT OF GASKET SETS, STOCK NO. 2815-379-4327 AND 2815-428-9723, SEE GROUP 0100)	72582	105451		4				26	8
09X1	2815-244-8189	GASKET: CYLINDER BLOCK WATER HOLE COVER (COMPONENT OF GASKET SETS, STOCK NO. 2815-379-4327 AND 2815-428-9723, SEE GROUP 0100) (CAN BE MANUFACTURED FROM PAPER, STOCK NO. 5330-233-5846)	72582	5150024		2					
X2H	2815-033-6370	COVER, ASSEMBLY: CRANKSHAFT, FRONT	72582	5175933		1		*	*	29	3
P F	5330-154-8358	SEAL, PLAIN, ENCASED: CRANKSHAFT, FRONT	72582	5151392		1	SEE GRP 0102				
X1	2815-384-9340	GASKET: CYLINDER HEAD (COMPONENT OF GASKET SETS, STOCK NO. 2815-363-8663 AND 2815-428-9723, SEE GROUP 0100) (USED ON ENGINE, SERIAL NO. THRU 4A-19528)	72582	51500044		1					
X1	5330-255-0355	GASKET: CYLINDER HEAD GOVERNOR HOLE COVER (COMPONENT OF GASKET SETS, STOCK NO. 2815-363-8663, 2815-379-4302, 2815-379-4327 AND 2815-428-9723, SEE GROUP 0100)	72582	5150269		3				28	7
X1	2815-363-8662	GASKET SET: CYLINDER HEAD OIL (COMPONENT OF GASKET SETS, STOCK NO. 2815-363-8663 AND 2815-428-9723, SEE GROUP 0100) (USED ON ENGINE, SERIAL NO. THRU 4A-19528)	72582	5192919		1					
X1		GASKET: CYLINDER HEAD, WATER AND OIL (COMPONENT OF GASKET SETS, STOCK NO. 2815-379-4302 AND 2815-379-4327, SEE GROUP 0100) (USED ON ENGINE, SERIAL NO. 4A-19529 AND UP)	72582	5183305		2				27	8

SMR CODE	STOCK NUMBER		MANUFACTURER'S CODE	MANUFACTURER'S PART NO.	UNIT OF ISSUE	QTY INCORP IN UNIT	MAINTENANCE 16-DAY LEVEL AVN	MAINTENANCE 16-DAY LEVEL ARTH	DEPOT MAINT ARTH	FIGURE NO.	ITEM NO.
X1	2815-354-1521	GASKET: CYLINDER LINER, CYLINDER HEAD (COMPONENT OF GASKET SETS, STOCK NO. 2815-379-4302 AND 2815-379-4327, SEE GROUP 0100) (USED ON ENGINE SERIAL NO. AA-19529 AND UP)	72582	5183330		4				27	6
X1	2815-425-5142	GASKET: HAND HOLE COVER (COMPONENT OF GASKET SETS, STOCK NO. 2815-428-9723 AND 2815-379-4327, SEE GROUP 0100)	72582	5150020		4				26	6
X1	5330-297-5126	GASKET: OIL SEAL (COMPONENT OF GASKET SETS, STOCK NO. 2815-379-4302 AND 2815-379-4327, SEE GROUP 0100) (USED ON ENGINE, SERIAL NO. AA-19529 AND UP)	72582	5183476		1					
P O	2815-244-8189	GASKET: WATER HOLE COVER	72582	5116357		1	4	*	100	27	25
P H	2815-292-3161	GASKET: PLUG, CYLINDER, END OF BLOCK	72582	5178997		4		9	400	27	11
X2F		HEAD ASSEMBLY, CYLINDER	72582	5193633		1	*	*	*		
X20	4730-202-7496	ADAPTER, STRAIGHT, PIPE TO TUBE: FUEL MANIFOLD LINE	72582	137407		1	SEE GRP 0306				
X2F	5306-532-8094	BOLT, MACHINE: ROCKER ARM SHAFT BRACKET	72582	5150325		8	SEE GRP 0105				
X2F	2815-363-8052	BRACKET, EYE, ROTATING SHAFT	72582	5150324		8	SEE GRP 0105				
X20	2910-620-7460	CLAMP, FUEL INJECTOR	72582	5150249		4	SEE GRP 0301				
X20	2930-364-3449	CONNECTOR, FUEL MANIFOLD	72582	5150566		8	SEE GRP 0306				
X20	4730-277-8270	ELBOW, PIPE TO TUBE: FUEL MANIFOLD ASSEMBLY	72582	5157992		1	SEE GRP 0306				
P F	2815-567-4398	FOLLOWER ASSEMBLY, CAM	72582	5159837		12	SEE GRP 0105				
P1F	2815-362-9386	GUIDE, CAM FOLLOWER	72582	5150298		4	SEE GRP 0105				
P1F	2815-586-2003	HEAD ASSEMBLY, CYLINDER	72582	5185343		1	*	*	2	28	21
P F	2815-354-1443	GUIDE, ENGINE POPPET VALVE: EXHAUST	72582	5178590		8	SEE GRP 0105				
P F	2815-354-1532	INSERT, VALVE SEAT: EXHAUST	72582	5185326		8	SEE GRP 0105				
P1F	2815-119-2687	NOZZLE, WATER: CYLINDER HEAD	72582	5172874		4	*	*	20	28	17
P F	2815-363-7984	NOZZLE, WATER, DOUBLE OUTLET: CYLINDER HEAD	72582	5172875		6	2	*	30	28	18
P1H	5330-599-0505	PACKING, PREFORMED: INJECTOR HOLE TUBE SEAL	72582	5160037		4		*	400	28	2
X2F	4730-142-1775	PLUG, MACHINE THREAD: HEAD ASSEMBLY (GE)	72582	5154453		4	*	*	*	28	19
X2F	4730-263-3123	PLUG, PIPE: CYLINDER HEAD (GE)	72582	444867		2	*	*	*	28	15
X2F	5307-273-9382	STUD, PLAIN: EXHAUST MANIFOLD TO HEAD	72582	5150197		5	*	*	*	28	20
X20	5307-174-4764	STUD, PLAIN: INJECTOR CLAMP	72582	5150251		4	*	*	*	28	5
X20	5307-273-9380	STUD, PLAIN: WATER OUTLET MANIFOLD	72582	5150362		8	*	*	*	28	4
P1H	2910-364-3439	TUBE, INJECTION HOLE	72582	5150041		4		*	200	28	3
P O	2910-524-7758	TUBE ASSEMBLY, METAL: FUEL MANIFOLD TO INJECTOR	72582	5151121		8	SEE GRP 0306				
X20	2910-384-9345	MANIFOLD, FUEL: LOWER	72582	5150559		1	SEE GRP 0306				
X20	2910-379-4261	MANIFOLD, FUEL: UPPER	72582	5150560		1	SEE GRP 0306				
X2F	5310-270-7111	NUT, PLAIN, HEXAGON: PUSH ROD	72582	5151601		12	SEE GRP 0105				
X2F		PLUG, PIPE: CYLINDER HEAD	72582	114015		4	*	*	*	28	16
X20	4730-288-8572	PLUG, PIPE: FUEL MANIFOLD ASSEMBLY (GE)	72582	103878		2	SEE GRP 0306				
P F	2815-588-5175	LOCK, VALVE SPRING	72582	838029		16	SEE GRP 0105				
P F	5340-282-5031	RING, RETAINING: PUSH ROD	72582	5150303		12	SEE GRP 0105				
P1F	2815-532-8082	ROCKER ARM ASSEMBLY, VALVE	72582	5150304		4	SEE GRP 0105				
P1F	2815-600-5567	ROCKER ARM ASSEMBLY, VALVE	72582	5179954		4	SEE GRP 0105				
P1F	2815-364-3298	ROCKER ARM, VALVE	72582	5150305		4	SEE GRP 0105				
P F	2815-345-6073	ROD, PUSH, VALVE: UPPER	72582	5150299		12	SEE GRP 0105				
09X2F	5305-017-9795	SCREW, CAP, HEXAGON HEAD: GUIDE ATTACHING	72582	443603		8	SEE GRP 0105				
P F	2815-362-9385	RETAINER, SPRING: EXHAUST VALVE	72582	5150291		8	SEE GRP 0105				
X2F	2815-346-4540	SEAT, PUSH ROD SPRING: LOWER	72582	5150300		12	SEE GRP 0105				
X2F	2815-364-3311	SEAT, PUSH ROD SPRING: UPPER	72582	5150302		12	SEE GRP 0105				
P F	2815-364-3307	SHAFT, ROCKER ARM	72582	5150322		4	SEE GRP 0105				
P F	2815-664-4216	SPRING, HELICAL, COMPRESSION: INTAKE AND EXHAUST VALVE	72582	5150289		8	SEE GRP 0105				
P F	2815-252-8444	SPRING, HELICAL, COMPRESSION: PUSH ROD	72582	5150301		12	SEE GRP 0105				
P F	2815-516-5915	VALVE, POPPET, ENGINE: EXHAUST	72582	5193666		8	SEE GRP 0105				
X2F	5310-010-3319	WASHER, LOCK: GUIDE ATTACHING SCREW	72582	103319		8	SEE GRP 0105				
X2F	5310-275-0502	WASHER, SHOULDERED: VALVE SPRING, EXHAUST	72582	5150292		8	SEE GRP 0105				
X2H	5310-275-1757	NUT, SLOTTED, HEXAGON: BEARING STUD	72582	5150572		10		*	*		
09X2H	5315-013-7185	PIN, COTTER: BEARING CAP STUD	72582	103385		10		*	*		
X2F	2815-363-7978	PLATE, END: CYLINDER BLOCK, FRONT	72582	5152878		1	*	*	*	27	13
X1	2815-212-6319	GASKET: CRANKSHAFT FRONT COVER (COMPONENT OF GASKET SET, STOCK NO. 2815-428-9723 AND 2815-379-4327, SEE GROUP 0100)	72582	5150181		1				29	2
X2H	4730-263-3120	PLUG, PIPE: CYLINDER BLOCK	72582	444873		4		*	*		
X2F	2815-363-7979	PLATE, END: CYLINDER BLOCK, REAR	72582	5150060		1	*	*	*	27	1
X2H	4730-011-2578	PLUG, PIPE: BLOCK	72582	112578		1		*	*	27	4

CODES	FEDERAL STOCK NUMBER	DESCRIPTION	MANUFACTURER'S CODE	MANUFACTURER'S PART NO.	UNIT OF ISSUE	QTY INCORPORATED IN UNIT	FIELD MAINTENANCE 10-DAY LEVEL 2ND ECH	FIELD MAINTENANCE 10-DAY LEVEL 4TH ECH	DEPOT MAINT 5TH ECH	FIGURE NO.	ITEM NO.
X1	5330-033-6350	WASHER, NONMETALLIC: END, WATER HOLE (COMPONENT OF GASKET SETS, STOCK NO. 2815-379-4302 AND 2815-379-4327, SEE GROUP 0100) (USED ON ENGINE, SERIAL NO. 4A-19529 AND UP)	72582	5186577		2					
X1	5330-592-9609	WASHER, NONMETALLIC: WATER HOLE (COMPONENT OF GASKET SETS, STOCK NO. 2815-379-4302 AND 2815-379-4327, SEE GROUP 0100) (USED ON ENGINE, SERIAL NO. 4A-19529 AND UP)	72582	5186519		6				27	7
09X2P	5305-559-9202	SCREW, CAP, HEXAGON HEAD: COVER, GOVERNOR HOLE	72582	180016		6	*	*	*	28	10
09X2F	5305-017-9882	SCREW, CAP, HEXAGON HEAD: END PLATE	72582	179882		4	*	*	*	27	17
09X2F	5305-577-5462	SCREW, CAP, HEXAGON HEAD: THRUST PLATE	72582	179839		12	*	*	*	27	15
X2H	5305-017-9890	SCREW, CAP, HEXAGON HEAD: CRANKSHAFT COVER	72582	186631		2		*	*	29	6
X2F	5305-010-6630	SCREW, CAP, HEXAGON HEAD	72582	186630		2	*	*	*		
09X2H	5305-010-1360	SCREW, CAP, HEXAGON HEAD: CRANKSHAFT FRONT COVER	72582	181360		3		*	*	29	5
09X20	5305-017-9862	SCREW, CAP, HEXAGON HEAD	72582	179862		2	*	*	*		
09X2H	5305-017-9896	SCREW, CAP, HEXAGON HEAD: CRANKSHAFT COVER MTG				2		*	*	29	8
X20	5305-011-3885	SCREW, CAP, HEXAGON HEAD: ACCESS COVER, CYLINDER BLOCK	72582	5153139		4	*	*	*	26	9
P H	2815-324-0512	CYLINDER KIT: SLEEVE	72582	5194496		4		2	400		
X1	2815-097-2476	CYLINDER, SLEEVE	72582	5188868		4				33	8
P	2815-028-6741	PIN, PISTON: STD	72582	5153590		4	SEE	GRP 0104			
X1	2815-691-9701	PISTON ASSEMBLY, INTERNAL COMBUSTION ENGINE	72582	5189054		4	SEE	GRP 0104			
P H	2815-554-6305	RING SET, PISTON	72582	5193477		4	SEE	GRP 0104			
X20	5307-363-8059	STUD, EXTENSION: ROCKER ARM COVER	72582	5157192		2	*	*	*	28	6
09X20	5310-582-5977	WASHER, FLAT	72582	103341		4	*	*	*		
X20	5310-010-3319	WASHER, LOCK: GOVERNOR HOLE COVER BOLT	72582	103319		6	*	*	*	28	9
X20	5310-010-3320	WASHER, LOCK: WATER HOLE COVER MTG SCREW	72582	103320		2	*	*	*	27	22
X20	4730-640-1051	ELBOW, PIPE TO TUBE: AIR BOX DRAIN	72582	137422		2	*	*	*	43	6
X2F	5310-261-7340	WASHER, LOCK: THRUST PLATE SCREW	72582	103321		12	*	*	*	27	14
X2F	5310-010-3323	WASHER, LOCK: END PLATE SCREW	72582	103323		4	*	*	*	27	16
X2F	5310-220-6765	NUT, PLAIN, HEXAGON: CYLINDER HEAD STUD	72582	5150013		10	*	*	*	28	1
09X2H	5310-010-3323	WASHER, LOCK: CRANKSHAFT COVER SCREW	72582	103323		4		*	*	29	7
09X2H	5310-010-3321	WASHER, LOCK: CRANKSHAFT COVER SCREW	72582	103321		4		*	*	29	4
M O		TUBE ASSEMBLY, METAL: AIR BOX DRAIN MANUFACTURE FROM:	72582	5156825		2					
X20	4730-288-9388	INVERTED NUT, TUBE COUPLING				2	*	*	*	43	7
P O	4710-277-5526	TUBE, COPPER (4-1/4 IN. REQUIRED FOR EACH TUBE ASSEMBLY)			FT		SEE	GRP 9501		43	8
		0102 - CRANKSHAFT									
X2H	2815-529-4611	DEFLECTOR, DIRT AND LIQUID	72582	5159331		1		*	*		
P H	2815-662-8992	BEARING HALF SET, SLEEVE: STD, MAIN, CRANKSHAFT	72582	5192874		5		3	500		
X1		BEARING SLEEVE: CRANKSHAFT, MAIN, LOWER	72582	5179630		5				30	10
X1		BEARING SLEEVE: CRANKSHAFT, MAIN, UPPER	72582	5179631		5				30	5
X2F	5306-272-4250	BOLT, MACHINE: CRANKSHAFT CAP	72582	5153623		1	*	*	*	31	1
X2F	2815-374-4899	CLIP, GROUNDING, CRANKSHAFT PULLEY	72582	5176178		1	*	*	*	31	3
X2F	2815-367-7250	CONE, VIBRATION DAMPER: FRONT	72582	5151344		1	*	*	*		
X2F	2815-367-7251	DAMPER, SHIMMY: REAR	72582	5153144		1	*	*	*		
P1H	2815-354-1514	CRANKSHAFT, ENGINE	72582	5182941		1		*	2	30	4
X2H	5315-274-4254	PIN, STRAIGHT, HEADLESS: CRANKSHAFT	72582	5177528		2		*	*	30	8
X2F		DAMPER, SHIMMY	72582	5156286		1	*	*	*		
X2H	2815-540-0101	DEFLECTOR, DIRT AND LIQUID	72582	5150174		1		*	*	30	1
X2F	2990-363-8006	HUB, ASSEMBLY, VIBRATION DAMPER: CRANKSHAFT	72582	5156296		1	*	*	*		
X2F	5315-011-7977	PIN, STRAIGHT, HEADLESS: VIBRATION DAMPER HUB	72582	5156295		2	*	*	*		
09X2F	5315-011-7992	KEY, WOODRUFF: CRANKSHAFT PULLEY	72582	117982		2	*	*	*		
09X2H	5315-014-1151	PIN, STRAIGHT, HEADLESS: MAIN BEARING THRUST WASHER	72582	141346		4		*	*	30	9
X2F	2815-367-7280	PULLEY, CRANKSHAFT	72582	5172766		1	*	*	*	31	6
X2F	2815-737-5646	REPAIR KIT, PILOT BEARING: LUBRICATION	72582	5192501		1	*	*	*		
X2H	5340-597-4351	RING, RETAINING: REAR OIL SEAL	72582	5192496		1		*	*		
09X2F	5305-017-9857	SCREW, CAP, HEXAGON HEAD: DAMPER	72582	181394		6	*	*	*		
P F	5330-154-8358	SEAL, PLAIN ENCASED: CRANKSHAFT, FRONT	72582	5151392		1	2	*	100	29	1
P H	5330-641-2744	SEAL, PLAIN ENCASED: CRANKSHAFT, REAR	72582	5178989		1		2	100		
X2F	5340-294-0568	SPACER, SLEEVE: CRANKSHAFT OIL SEAL	72582	5151420		1	*	*	*	31	7
09X2F	5310-285-8531	WASHER, FLAT: CRANKSHAFT PULLEY	72582	5157930		1	*	*	*	31	2
09X2F	5310-010-3322	WASHER, LOCK	72582	103322		6	*	*	*		
P H	2815-511-2336	WASHER, HALF THRUST: MAIN BEARING REAR	72582	5159353		4		2	400	30	6
P H	2815-362-9301	WASHER, HALF THRUST: MAIN BEARING, REAR (0.005 IN OVERSIZE)	72582	5160542		4		2	400		

			MANUFACTURER'S CODE	MANUFACTURER'S PART NO.	UNIT OF ISSUE	QTY INCORPORATED IN UNIT	FIELD MAINTENANCE 16-DAY LEVEL 3RD ECH	FIELD MAINTENANCE 16-DAY LEVEL 4TH ECH	DEPOT MAINT 5TH ECH	FIGURE NO.	ITEM NO.
		0103 - FLYWHEEL ASSEMBLY									
X2H	5306-272-5823	BOLT, MACHINE: FLYWHEEL MTG	72582	5150267		6		*	*	32	4
X2F		COVER FLYWHEEL HOUSING: LARGE	72582	5159469		1	*	*	*	26	3
X2F		COVER ASSEMBLY: SMALL HOLE, TACHOMETER DRIVE	72582	5168555		1	*	*	*	61	3
X2D		STUD: TACHOMETER DRIVE COVER	72582	5155554		2	SEE	GRP 4701			
X2H	2815-976-0791	FLYWHEEL, ENGINE	72582	5177296		1		*	*	32	2
P1H	2815-354-1177	GEAR, SPUR	72582	5152615		1		*	3	32	1
M H	2815-567-1553	GASKET: FLYWHEEL HOUSING (USED ON ENGINE, SERIAL NO. THRU 4A-3128)	72582	5150055		2					
		MANUFACTURE FROM:									
09P H	5330-233-5846	PAPER, GASKET (11 IN. BY 35 IN. REQUIRED FOR EACH GASKET)			YD		SEE	GRP 9501			
X1	2815-620-7359	GASKET: FLYWHEEL HOUSING (COMPONENT OF GASKET SETS, STOCK NO. 2815-428-9723 AND 2815-379-4327, SEE GROUP 0100)	72582	5150059		2					
X1	2815-362-9299	GASKET: FLYWHEEL HOUSING (COMPONENT OF GASKET SETS, STOCK NO. 2815-428-9723 AND 2815-379-4327, SEE GROUP 0100)	72582	5150054		1					
X1	2815-030-1547	GASKET: FLYWHEEL HOUSING COVER (COMPONENT OF GASKET SETS, STOCK NO. 2815-428-9723 AND 2815-379-4327, SEE GROUP 0100)	72582	5150057		1				26 61	2 2
X2H	2815-428-9622	HOUSING ASSEMBLY, FLYWHEEL	72582	5152751		1		*	*		
X2H	4730-278-3412	PLUG, PIPE: FLYWHEEL HOUSING (GE)	72582	103880		1		*	*		
X2H	4730-010-3875	PLUG, PIPE: FLYWHEEL HOUSING (GE)	72582	144015		1		*	*		
X2H	4730-263-3122	PLUG, PIPE: FLYWHEEL HOUSING (GE)	72582	144016		1		*	*		
M H		LOCKWIRE	72582	5159493		2					
		MANUFACTURE FROM:									
F H	9505-198-9105	WIRE, STEEL, CARBON (24 IN. REQUIRED FOR EACH LOCKWIRE)			RL		SEE	GRP 9501			
09X2F	5310-265-9215	NUT, PLAIN, HEXAGON: SMALL HOLE COVER	72582	117049		4	*	*	*		
09X2F	5305-017-9857	SCREW, CAP, HEXAGON HEAD: FLYWHEEL HOLE COVER	72582	179857		5	*	*	*	26	5
09X2H	5305-266-6349	SCREW, CAP, HEXAGON HEAD: FLYWHEEL HOUSING	72582	186309		4		*	*		
09X2H	5305-010-0033	SCREW, CAP, HEXAGON HEAD: FLYWHEEL HOUSING	72582	186310		4		*	*		
09X2F	5305-281-1692	SCREW, CAP, HEXAGON HEAD: SMALL HOLE COVER	72582	186317		4	*	*	*	61	4
09X2H	5305-017-9882	SCREW, CAP, HEXAGON HEAD: FLYWHEEL HOUSING	72582	179882		8		*	*		
09X2H	5305-577-5462	SCREW, CAP, HEXAGON HEAD: FLYWHEEL HOUSING	72582	179839		2		*	*		
09X2H	5305-577-5462	SCREW, CAP, HEXAGON HEAD: FLYWHEEL HOUSING	72582	5177709		6		*	*		
09X2H	5305-017-9804	SCREW, CAP, HEXAGON HEAD: FLYWHEEL HOUSING	72582	190770		6		*	*		
09X2F	5306-362-0737	BOLT, MACHINE: SMALL HOLE COVER	72582	179838		2	*	*	*	61	6
09X2H	5310-582-5977	WASHER, FLAT: FLYWHEEL HOUSING CAP SCREW (USED ON ENGINE SERIAL NO. 4A-3129 AND UP)	72582	103341		6		*	*		
X2H	5310-261-7340	WASHER, LOCK: FLYWHEEL HOUSING CAP SCREW (USED ON ENGINE, SERIAL NO. 4A-3129 AND UP)	72582	103321		10		*	*		
X2H	5310-261-7340	WASHER, LOCK: FLYWHEEL HOUSING CAP SCREW (USED ON ENGINE, SERIAL NO. THRU 4A-3128	72582	103321		16		*	*		
X2F	5310-267-7340	WASHER, LOCK: SMALL HOLE COVER	72582	103321		6	*	*	*	61	5
X2H	5310-010-3323	WASHER, LOCK: FLYWHEEL HOUSING CAP SCREW	72582	103323		10		*	*		
09X2F	5310-011-5550	WASHER, LOCK: HOLE COVER SCREW				5	*	*	*	26	4
M H		WIRE, LOCK: FLYWHEEL	72582	5151241		1				32	3
		MANUFACTURE FROM:									
P H	9505-198-9119	WIRE, STEEL, CARBON: (GE) 8 IN. REQUIRED			FT		SEE	GRP 9501			
		0104 - PISTONS, CONNECTING RODS									
P H	2815-662-8425	BEARING, SLEEVE: CONNECTING ROD	72582	5192895		4		4	400		
X1		BEARING HALF, SLEEVE: LOWER	72582	5179633		4				33	13
X1		BEARING HALF, SLEEVE: UPPER	72582	5179632		4				33	14
P H	2815-028-6741	PIN, PISTON: S & O (COMPONENT OF SLEEVE ASSEMBLY, STOCK NO. 2815-324-0512, SEE GROUP 0101)	72582	5153590		4		4	*	33	5
X1	2815-691-9701	PISTON ASSEMBLY, INTERNAL COMBUSTION ENGINE	72582	5189054		4				33	7
09P H	3120-354-1224	BEARING, SLEEVE: PISTON PIN	72582	5155839		8		7	*	33	6

SOURCE CODES	FEDERAL STOCK NUMBER	DESCRIPTION	MANUFACTURER'S CODE	MANUFACTURER'S PART NO.	UNIT OF ISSUE	QTY INCORPORATED IN UNIT	GUIDE QUANTITIES PER 100 EQUIPMENTS: FIELD MAINTENANCE 15-DAY LEVEL 3RD ECH	GUIDE QUANTITIES PER 100 EQUIPMENTS: FIELD MAINTENANCE 15-DAY LEVEL 4TH ECH	GUIDE QUANTITIES PER 100 EQUIPMENTS: DEPOT MAINT 5TH ECH	ILLUSTRATIONS: FIGURE NO	ILLUSTRATIONS: ITEM NO
P H	2815-598-5119	DISK, SOLID, PLAIN: PISTON PIN RETAINING	72582	5153528		8		6	*		
P H	5330-600-1042	RING, RETAINING: PISTON	72582	5153562		8		6	*	33	4
P H	2815-554-6305	RING SET, PISTON (COMPONENT OF SLEEVE ASSEMBLY, STOCK NO. 2815-324-0512, SEE GROUP 0101)	72582	5193477		4		6	*		
		RING, PISTON: COMPRESSION	72582	5185325		16				33	9
X1	2815-343-2502	RING, PISTON, OIL CONTROL	72582	5179036		8				33	10
X1	2815-179-3643	ROD ASSEMBLY, CONNECTING	72582	5154332		4		*	8	33	2
P1H	2815-127-3098	BOLT, CONNECTING ROD	72582	5150094		8		*	*	33	3
X2H	5306-364-3274	BEARING, SLEEVE: PISTON PIN	72582	5151350		8		7	800	33	1
P H	2815-695-0561	NOZZLE, OIL, CONNECTING ROD	72582	5150140		4		*	*		
X2H	2815-363-7300	NUT, SLOTTED, HEXAGON: CONNECTING ROD BOLT	72582	5150095		8		*	*	33	11
09X2H	5310-266-0496	PIN, COTTER: CONNECTING ROD BOLT NUT	72582	103373		8		*	*	33	12
09X2H	5315-255-0614	ROD ORIFICE, CONNECTING	72582	5154360		4		*	*	33	15
X2H	3120-374-4882										
		0105 - VALVES, CAMSHAFTS AND TIMING SYSTEM									
P F	2815-354-1443	GUIDE, ENGINE POPPET VALVE: EXHAUST	72582	5178590		8	6	*	200	34	16
P F	2815-354-1532	INSERT, VALVE SEAT: EXHAUST	72582	5185326		8	6	*	200	34	17
P F	2815-588-5175	LOCK, VALVE SPRING	72582	838029		16	12	*	160	34	6
P F	2815-362-9385	RETAINER, SPRING: EXHAUST VALVE	72582	5150291		8	2	*	40	34	13
P F	2815-664-4216	SPRING, HELICAL, COMPRESSION: INTAKE AND EXHAUST VALVE	72582	5150289		8	12	*	200	34	14
P F	2815-516-5915	VALVE, POPPET, ENGINE: EXHAUST	72582	5193666		8	12	*	200	34	18
X2F	5310-275-0502	WASHER, SHOULDERED: VALVE SPRING EXHAUST	72582	5150292		8	*	*	*	34	15
P F	2910-364-3299	BALL AND SEAT, INJECTOR ROCKER ARM	72582	5150319		4	2	*	40		
X2F	5306-532-8094	BOLT, MACHINE: ROCKER ARM SHAFT BRACKET	72582	5150325		8	*	*	*	34	11
X2F	2815-363-8052	BRACKET, EVE, ROTATING SHAFT	72582	5150324		8	*	*	*	34	12
X20		COVER, ROCKER ARM	72582	5178382		1	*	*	*	35	3
P F	2815-567-4398	FOLLOWER ASSEMBLY, CAM	72582	5159837		12	4	*	120	34	23
X1	2815-584-1163	GASKET: ROCKER COVER (COMPONENT OF GASKET SETS, STOCK NO. 2815-363-8663, 2815-428-9723, 2815-379-4302 AND 2815-379-4327, SEE GROUP 0100)	72582	5150328		1				35	5
P1F	2815-362-9386	GUIDE CAM FOLLOWER	72582	5150298		4	*	*	20	34	22
X2F	5310-270-7111	NUT, PLAIN, HEXAGON: PUSH ROD	72582	5151601		12	*	*	*	34	25
X2F	5315-013-7185	PIN, COTTER: VALVE COVER STUD	72582	103385		2	*	*	*		
09X20	5315-058-5928	PIN, SPRING: COVER	72582	455532		2	*	*	*	35	4
P F	5340-282-5031	RING, RETAINING: PUSH ROD	72582	5150303		12	4	*	120	34	24
P1F	2815-532-8082	ROCKER ARM, VALVE	72582	5150304		4	*	*	20	34	3
P F	2815-661-8891	BEARING, SLEEVE: EXHAUST VALVE ROCKER ARM (USED WITH ROCKER ARM ASSEMBLIES STOCK NO. 2815-8082 AND 2815-364-3298 ONLY)	72582	5150310		8	6	*	800	34	2
P F	2910-516-0727	BEARING, SLEEVE: INJECTOR ROCKER ARM	72582	5150313		12	9	*	1200	34	4
P F	2815-661-7640	BEARING, SLEEVE (USED WITH ROCKER ARM ASSEMBLY STOCK NO. 2815-532-8087 ONLY)	72582	5150318		4	3	*	400	34	8
P F	2815-661-7616	BEARING, SLEEVE: EXHAUST VALVE ROCKER ARM	72582	5150311		12	9	*	1200	34	5
X2F	5340-662-9735	CLEVIS, ROD END: INJECTOR ROCKER ARM	72582	5150312		12	*	*	*	34	26
X2F	5315-662-9093	PIN, HOLLOW: ROCKER ARM CLEVIS	72582	5150314		12	*	*	*	34	7
P1F	2815-600-5567	ROCKER ARM ASSEMBLY, VALVE	72582	5179954		4	*	*	20	34	1
P1F	2815-364-3298	ROCKER ARM, VALVE: (COMPONENTS SAME AS ROCKER ARM ASSEMBLY, STOCK NO. 2815-532-8082)	72582	5150305		4	*	*	20	34	3
P F	2815-345-6073	ROD, PUSH, VALVE: UPPER	72582	5150299		12	4	*	60	34	19
X2F	5305-017-9795	SCREW, CAP, HEXAGON HEAD: GUIDE ATTACHING	72582	443603		8	*	*	*	34	20
X2F	2815-346-4540	SEAT, PUSH ROD SPRING: LOWER	72582	5150300		12	*	*	*	34	29
X2F	2815-364-3311	SEAT, PUSH ROD SPRING: UPPER	72582	5150302		12	*	*	*	34	27
P F	2815-364-3307	SHAFT, ROCKER ARM	72582	5150322		4	2	*	100	34	9
X2F	5315-241-7423	PIN, STRAIGHT, HEADLESS: ROCKER ARM SHAFT	72582	5151272		4	*	*	*	34	10
P F	2815-252-8444	SPRING, HELICAL, COMPRESSION: PUSH ROD	72582	5150301		12	7	*	120	34	28
X20	5305-363-8051	THUMBSCREW: ROCKER COVER	72582	5157194		2	*	*	*	35	1
X2F	5310-010-3319	WASHER, LOCK: GUIDE ATTACHING SCREW	72582	103319		8	*	*	*	34	21
P O	5330-298-3460	WASHER, NONMETALLIC: ROCKER COVER BOLT	72582	5150333		2	5	*	200	35	2
P1H	2815-589-9414	BEARING, SLEEVE: CAMSHAFT AND BALANCE SHAFT	72582	5158922		4		*	100	36	7
P H	2815-344-1087	BEARING, SLEEVE: CAM AND BALANCER SHAFT	72582	5153952		8		2	200		
P1H	2815-679-3406	BEARING, SLEEVE: CAMSHAFT, INTERMEDIATE STD	72582	5193125		3		*	75		
X1		BEARING, SLEEVE: LOWER HALF	72582	5150025		3				36	19
X1		BEARING, SLEEVE: UPPER HALF	72582	5193980		3				36	11
05X2H	5305-206-3530	SCREW, CAP, HEXAGON HEAD: BALANCE WEIGHT COVER	72582	187234		8		*	*	37	7
P1H	2815-388-2615	CAMSHAFT ASSEMBLY: CYLINDER BLOCK	72582	5179951		1		*	3	36	9
X2H	5315-276-4818	PIN, STRAIGHT, HEADLESS: CAMSHAFT	72582	5151277		2		*	*	36	8
55X2H	2815-367-7245	COVER ASSEMBLY, WEIGHT BALANCE	72582	5166804		1		*	*	37	11
09X2H	5310-012-0362	NUT, PLAIN, HEXAGON: BALANCE WEIGHT COVER STUD	72582	121917		4		*	*		
X2H	5307-364-3316	STUD, PLAIN: BALANCE WEIGHT COVER	72582	5155831		4		*	*		

SOURCE CODES	FEDERAL STOCK NUMBER	DESCRIPTION	MANUFACTURER'S CODE	MANUFACTURER'S PART NO.	UNIT OF ISSUE	QTY INCORPORATED IN UNIT	GUIDE QUANTITIES PER 100 EQUIPMENTS: FIELD MAINTENANCE 15-DAY LEVEL 3RD ECH	FIELD MAINTENANCE 15-DAY LEVEL 4TH ECH	DEPOT MAINT 5TH ECH	ILLUSTRATIONS: FIGURE NO.	ILLUSTRATIONS: ITEM NO.
X2H	5307-364-3316	STUD, PLAIN: BALANCE WEIGHT COVER	72582	5155831		4		*	*		
X1	2815-212-6318	GASKET: BALANCE WEIGHT, COVER (COMPONENT OF GASKET SETS, STOCK NO. 2815-428-9723 AND 2815-379-4327, SEE GROUP 0100)	72582	5150071		1				37	1
X2H	5315-252-5969	KEY, WOODRUFF: CAMSHAFT AND BALANCE SHAFT	72582	5153914		4		*	*	36	12
X2H	5310-274-4658	NUT, PLAIN, HEXAGON: CAMSHAFT AND BALANCE WEIGHT	72582	5150087		2		*	*	36	1
X2H	5310-524-7719	NUT, SELF-LOCKING, HEXAGON: CAMSHAFT	72582	5154318		2		*	*		
P H	5340-266-1968	RING, RETAINING	72582	5150026		6		2	60	36	10
09X2H	5305-018-6283	SCREW, CAP, HEXAGON HEAD: BALANCE WEIGHT COVER	72582	186283		2		*	*	37	6
09X2H	5305-017-9846	SCREW, CAP, HEXAGON HEAD: BALANCE WEIGHT COVER	72582	179846		2		*	*	37	9
09X2H	5305-017-9896	SCREW, CAP, HEXAGON HEAD: BALANCE WEIGHT COVER				2		*	*	37	5
09X2H	5305-266-6343	SCREW, CAP, HEXAGON HEAD: BALANCE WEIGHT	72582	181374		4		*	*	36	15
09X2H	5305-266-6349	SCREW, CAP, HEXAGON HEAD: BALANCE WEIGHT	72582	186309		1		*	*	37	8
X2H	5305-017-9841	SCREW, CAP, HEXAGON HEAD: CAMSHAFT THRUST WASHER	72582	186622		12		*	*	36	5
X2H	5305-119-2682	SETSCREW: CAMSHAFT BEARING LOCK	72582	5150027		3		*	*		
X2H	5305-264-5925	SETSCREW: CAMSHAFT BEARING LOCK (USED ON ENGINE, SERIAL NO. 4A-19530 AND UP)	72582	5183584		3		*	*		
X2H	2815-379-4269	SHAFT, BALANCE	72582	5158672		1		*	*	36	20
09X2H	5310-261-7340	WASHER, LOCK: BALANCE WEIGHT	72582	103321		15		*	*	37	10
09X2H	5310-261-7340	WASHER, LOCK: CAMSHAFT BEARING ATTACHING	72582	103321		12		*	*	36	6
P1H	2815-293-5518	WASHER, THRUST: CAMSHAFT BEARING	72582	5158917		4		*	100	36	4
X2H	2815-354-1178	WEIGHT, BALANCE, CAMSHAFT: FRONT	72582	5153001		2		*	*	36	3
09X2H	5310-013-8577	WASHER, LOCK: FRONT BALANCER	72582	5177769		2		*	*	36	2
X2H		WEIGHT, BALANCE: REAR	72582	5150089		2		*	*	36	13
X2H	2815-172-8610	WEIGHT, BALANCE: REAR (USED ON ENGINE, SERIAL NO. 471-25864 AND UP)	72582	5172346		2		*	*	36	13
09P1H	3110-227-2019	BEARING, ROLLER, TAPERED: IDLER GEAR	72582	7450205		1		*	50		
X1		BEARING	72582	5152812		2				38	1
X1		BEARING RACE: IDLER GEAR	72582	5117141		1				38	4
X2H	2815-364-3348	SPACER, TIMING, IDLER GEAR	72582	5150273		1		*	*	38	3
X2H	5306-174-1126	BOLT, MACHINE: CRANKSHAFT TIMING GEAR	72582	5150271		6		*	*		
09X2H	5306-022-3958	BOLT, MACHINE: IDLER GEAR	72582	446072		6		*	*	38	7
X1	5330-250-6177	GASKET: BALANCE WEIGHT COVER (COMPONENT OF GASKET SET, STOCK NO. 2815-379-4327, SEE GROUP 0100) (USED ON ENGINE, SERIAL NO. 4A-19529 AND UP)	72582	5155816		2					
P1H	2815-331-6790	GEAR, HELICAL: CRANKSHAFT	72582	5173330		1		*	5	30	7
P1H	3020-354-1402	GEAR, HELICAL: IDLER	72582	5176995		1		*	5	38	2
P1H	2815-212-6789	GEAR, HELICAL: BALANCE SHAFT	72582	5176458		1		*	5	36	18
P1H	2815-367-7239	GEAR, HELICAL: CAMSHAFT	72582	5176457		1		*	5	36	14
X2H	2815-354-1403	HUB, GEAR: IDLER	72582	5176996		1		*	*	38	8
X2H	5315-200-8212	PIN, HOLLOW	72582	5151444		1		*	*	38	11
P H	2815-470-0939	LOCK PLATE, IDLER GEAR: CAMSHAFT DRIVE	72582	5176999		3		2	300	38	6
X2H	5310-274-4658	NUT, PLAIN, HEXAGON: CAM AND BALANCE SHAFT GEAR	72582	5150087		2		*	*	36	1
X2H	2815-692-4152	PLATE, SHAFT GEAR NUT	72582	5172734		2		*	*	36	16
X2H	2815-470-0938	RETAINER, GEAR: IDLER, TIMING	72582	5176998		1		*	*	38	5
09X2H	5305-018-6627	SCREW, CAP, HEXAGON HEAD: CAM RETAINER	72582	186627		8		*	*	36	17
X2H	5305-285-3883	SCREW, CAP, HEXAGON HEAD: TIMING GEAR HUB AND SPACER	72582	186689		2		*	*	38	10
X2H	2815-354-1545	SPACER, GEAR: IDLER	72582	5192568		1		*	*		
X2H	5315-200-8212	PIN, HOLLOW: SPACER	72582	5151444		1		*	*		
X2H	5310-209-4667	WASHER, FLAT: TIMING GEAR HUB AND SPACER	72582	5167714		2		*	*	38	9
X2H	5310-010-3323	WASHER, LOCK: HOUSING STUD	72582	103323		2		*	*		
X2H	5310-261-7340	WASHER, LOCK: RETAINER SCREW	72582	103321		14		*	*		
		0108 - ENGINE LUBRICATION SYSTEM									
P O	2815-040-3175	GASKET SET: OIL PUMP (COMPONENT OF GASKET SETS STOCK NO. 2815-379-4327 AND 2815-428-9723, SEE GROUP 0100)	72582	5192107		1	2	*	*		
X1	5330-268-4125	GASKET: OIL PAN DRAIN PLUG	72582	840277		1				43	9
X1	2815-383-8661	GASKET: OIL PAN TO BLOCK	72582	5150116		1					
X1	2815-384-9353	GASKET: OIL PRESSURE REGULATOR BODY	72582	5154199		1				40	1
X1	5330-599-6042	GASKET: OIL PUMP INLET PIPE	72582	5153627		*					
X1	5330-253-2422	GASKET: OIL PUMP OUTLET PIPE	72582	5151370		1				39	27
X1	2815-212-6330	GASKET: OIL PUMP OUTLET PIPE	72582	5153313		2					
X1	2805-527-7712	GASKET: OIL PUMP RELIEF VALVE	72582	105456		2				39	13

MATERIAL	SOURCE	RECOV	USABLE ON CODE	STOCK NUMBER		MANUFACTURER'S CODE	MANUFACTURER'S PART NO.	UNIT OF ISSUE	QTY INCORP IN UNIT	FIELD MAINTENANCE 15-DAY LEVEL 2ND ECH	FIELD MAINTENANCE 15-DAY LEVEL 4TH ECH	DEPOT MAINT 5TH ECH	FIGURE NO	ITEM NO
09X2F				5306-558-8222	BOLT, MACHINE	72582	181526		2	*	*	*		
X2F					BRACKET, OIL PUMP SCREEN	72582	5177843		1	*	*	*		
X2F					COVER, OIL PUMP SCREEN	72582	5177338		1	*	*	*		
P1F				2815-363-8155	GEAR, SPUR: OIL PUMP DRIVE	72582	5156532		1	*	*	*		
P1F				2815-024-2167	PUMP, OIL: CRANKCASE	72582	5177349		1	*	*	5	39	2
X2F					BODY, OIL PUMP: W/SHAFT	72582	5179019		1	*	*	*		
X2F				2815-511-2302	BODY ASSEMBLY, OIL PUMP	72582	5153122		1	*	*	*	39	12
09X2F				5306-010-6325	BOLT, MACHINE	72582	186625		1	*	*	*	39	3
X2F				5306-010-0121	BOLT, MACHINE: COVER PAD	72582	179816		4	*	*	*	39	21
X2F				2815-374-4887	SUPPORT, IDLER GEAR	72582	5169195		1	*	*	*	39	25
X2F				2815-314-3505	COVER, OIL PUMP PAD	72582	5153311		1	*	*	*	39	16
X2F				5340-363-8150	COVER PLATE, ACCESS: OIL PUMP PAD	72582	5156955		1	*	*	*		
P1F				2815-528-7945	GEAR, HELICAL: OIL PUMP DRIVE	72582	5153260		1	*	*	*	39	26
P F				2815-560-9331	BEARING, SLEEVE: SHORT, OIL PUMP DRIVE SHAFT	72582	5153154		1	*	*	25	39	4
P F				2815-294-9151	GEAR, HELICAL: OIL PUMP	72582	5153617		1	SEE GRP 9501			39	31
P1F				2815-560-9331	BEARING, SLEEVE: SHORT, OIL PUMP DRIVE SHAFT	72582	5153154		1	*	*	25	39	30
P1F				2815-385-5521	GEAR, SPUR: OIL PUMP DRIVE	72582	5156528		1	SEE GRP 9501			39	31
P1F				3020-272-6164	GEAR, SPUR: OIL PUMP IDLER	72582	5156683		1	*	*	25	39	23
P1F				2815-661-8673	BEARING, SLEEVE: IDLER GEAR	72582	5156521		1	*	*	25	39	17
09X2F				5315-616-5526	KEY, WOODRUFF: OIL PUMP DRIVE	72582	103905		2	*	*	25	39	22
X2F				5315-276-4088	PIN, GROOVED, HEADLESS: SPUR GEAR	72582	443230		1	*	*	*	39	6
X2F				5315-141-6279	PIN, STRAIGHT, HEADLESS: OIL PUMP DRIVEN GEAR SHAFT	72582	5153146		1	*	*	*	39	18
X2F				5315-246-9037	PIN, STRAIGHT, HEADLESS: OIL PUMP IDLER GEAR	72582	5176035		1	*	*	*	39	32
X2F				4730-242-3223	PLUG, MACHINE THREAD: OIL PUMP RELIEF VALVE	72582	5152613		1	*	*	*	39	15
09X2F				5306-022-0914	SCREW, CAP, HEXAGON HEAD:	72582	9409079		2	*	*	*	39	14
09X2F				5306-010-0128	BOLT, MACHINE: PUMP BODY	72582	179830		1	*	*	*	39	24
P1F				2815-367-7326	SHAFT, DRIVE, OIL PUMP	72582	5153258		4	*	*	*	39	1
X2F				2815-367-7327	SPACER, OIL PUMP BODY	72582	5153257		1	*	*	25	39	7
P F				2815-364-3111	SHIM: PUMP BODY: 0.005 IN. THK	72582	5176119		1	*	*	*	39	33
X2F				2815-127-3055	VALVE, OIL PUMP RELIEF	72582	5153247		2	2	*	50	39	9
X2F				5310-308-7421	WASHER, FLAT: BOLT LOCKING, INTERMEDIATE GEAR, OIL PUMP	72582	5175944		1	*	*	*	39	28
X2F				5310-308-7420	WASHER, KEYWAY: DRIVE GEAR	72582	5169197		1	*	*	*	39	20
X2F				5310-010-3320	WASHER, LOCK: COVER PAD BOLT	72582	103320		4	*	*	*	39	19
X2F				2815-363-8167	REGULATOR, OIL PRESSURE	72582	5159384		1	*	*	*	39	2
X1				2815-363-8166	BODY, OIL PRESSURE REGULATOR	72582	5159382		1				40	2
X2F				4730-354-1226	PLUG, MACHINE THREAD: OIL PRESSURE REGULATOR	72582	5156816		1	*	*	*	40	5
P1F				5340-209-9540	SPRING, HELICAL, COMPRESSION: OIL PRESSURE REGULATOR	72582	5156815		1	*	*	10	40	4
X2F				2815-363-7312	PLUNGER, RELIEF VALVE: OIL PRESSURE REGULATOR	72582	5156819		1	*	*	*	40	3
X2F					RETAINER, OIL PUMP SCREW	72582	5163124		1	*	*	*		
X2F					SCREEN OIL PUMP	72582	5164754		1	*	*	*		
09X2F				5305-018-1361	SCREW, CAP, HEXAGON HEAD	72582	181361		2	*	*	*		
09X2F				5305-018-6627	SCREW, CAP, HEXAGON HEAD: MTG	72582	186627		4	*	*	*	39	11
09X2F				5306-577-5458	BOLT, MACHINE: REGULATOR MTG	72582	186629		2	*	*	*	40	7
P1F				5340-597-7348	SHIM: ADJUSTING DRIVE GEAR MESH	72582	5176119		1	*	*	10		
X2F				5310-010-3320	WASHER, LOCK: REGULATOR MTG	72582	103320		2	*	*	*	40	6
X2F				5310-261-7340	WASHER, LOCK	72582	103321		4	*	*	*	39	10
P1F				2815-593-1744	REPAIR KIT, OIL PUMP	72582	5194800		1	*	*	25		
X1				2815-560-9331	BEARING, SLEEVE: SHORT, OIL PUMP DRIVE SHAFT	72582	5153154		1				39	31
X1				2815-560-9330	BEARING, SLEEVE: PUMP BODY (2)	72582	5153147		0					
X1F				2815-212-6330	GASKET: OIL PUMP OUTLET PIPE	72582	5153313		2					
M F					GASKET: OIL PUMP OUTLET PIPE	72582	5151370		3				39	27
					MANUFACTURE FROM:									
09P F				5330-233-5845	PAPER, GASKET: (1 YD FOR 216 GASKETS)			YD		SEE GRP 9501				
X1				2805-527-7712	GASKET: RELIEF VALVE	72582	105456		2				39	13
X1				2815-251-7555	GEAR, HELICAL: OIL PUMP DRIVE	72582	5166650		1				39	5
X1				2815-090-1418	GEAR, HELICAL: DRIVEN	72582	5166649		1				39	34
X1				3120-288-5059	BEARING, SLEEVE: LONG, OIL PUMP DRIVE SHAFT	72582	5166840		2				39	8
09X1				5315-616-5526	KEY, WOODRUFF: OIL PUMP DRIVE	72582	103905		2				39	6
X1				2815-119-2781	SHAFT, SHOULDERED, DRIVE (1)	72582	5153309		0					
X1				5315-755-1005	PIN, STRAIGHT HEADLESS: GEAR DRIVEN (1)	72582	5153310		0					
X1				5340-664-7387	SPRING, HELICAL, COMPRESSION: OIL PUMP RELIEF VALVE	72582	5155765		1				39	29
X20				2940-499-3990	BRACKET, OIL FILTER	72582	5170291		1	*	*	*	41	8
X20					FILTER, FLUID PRESSURE: OIL	72582	5572941		1	*	*	*		
X20					COVER, OIL FILTER	72582	5571505		1	*	*	*	41	12
P O				2940-202-7610	FILTER ELEMENT, FLUID PRESSURE	72582	5572425		1	150	*	100	41	15
P O				2940-841-5964	GASKET: OIL FILTER COVER NUT	72582	5574130		1	2	*	100	41	3

MATERIAL	SOURCE	RECOVERABILITY	FEDERAL STOCK NUMBER	DESCRIPTION	MANUFACTURER'S CODE	MANUFACTURER'S PART NO.	UNIT OF ISSUE	QTY INCORPORATED IN UNIT	FIELD MAINTENANCE 15-DAY LEVEL 3RD ECH	FIELD MAINTENANCE 15-DAY LEVEL 4TH ECH	DEPOT MAINT 5TH ECH	FIGURE NO.	ITEM NO.
X20				PLUG	72582	5570480		1	*	*	*		
X20			4730-288-8572	PLUG, PIPE: OIL COOLER ADAPTER (GE)	72582	103878		1	*	*	*	41	11
X20			4730-011-2578	PLUG, PIPE: OIL FILTER (GE)	72582	112578		1	*	*	*	41	11
X20				BODY, OIL FILTER	72582	5573555		1	*	*	*	41	1
X20			2940-292-1139	SPRING, HELICAL, COMPRESSION: OIL FILTER	72582	1503518		1	*	*	*	41	16
X20			5307-363-8171	STUD, PLAIN: OIL FILTER RETAINING	72582	1595893		1	*	*	*	41	2
X20				TUBE, OIL FILTER	72582	5571540		2	*	*	*		
P 0			5330-632-4192	GASKET: FILTER ELEMENT	72582	5571024		1	150	*	100	41	14
09X20			5305-017-9856	SCREW, CAP, HEXAGON HEAD: BRACKET, OIL FILTER MTG	72582	179856		4	*	*	*	41	6
09X20			5306-362-0737	BOLT, MACHINE: OIL FILTER	72582	179838		4	*	*	*	41	4
09X20			5310-261-7340	WASHER, LOCK: OIL FILTER STUD	72582	103321		4	*	*	*	41	5
09X20			5310-010-3322	WASHER, LOCK	72582	103322		4	*	*	*	41	7
X20				ADAPTER ASSEMBLY, OIL COOLER	72582	5183212		1	*	*	*	42	11
X20			4730-289-1578	PLUG, MACHINE THREAD: BYPASS VALVE	72582	5177772		2	*	*	*	42	13
P10			2930-209-9541	SPRING, HELICAL, COMPRESSION: OIL COOLER BYPASS VALVE	72582	5177778		2	*	*	10	42	15
P10			2930-565-5758	VALVE, BYPASS: ADAPTER, OIL COOLER	72582	5177777		1	*	*	5	42	16
X1			5310-231-3293	WASHER, FLAT: BYPASS VALVE	72582	5177773		2				42	14
X20				BOLT, MACHINE: COVER	72582	446597		6	*	*	*	42	18
09X20			5306-261-1848	BOLT, MACHINE: HOUSING COVER SCREW	72582	186624		8	*	*	*		
55X20			4820-276-9040	COCK, DRAIN	72582	141615		1	*	*	*		
55P10			4420-025-6747	CORE ASSEMBLY, FLUID COOLER, INDUSTRIAL	27462	8501329		1	*	*	5	42	5
P10			2930-354-1601	CORE ASSEMBLY, OIL COOLER	72582	8514600		1	*	*	5	42	8
X20			2930-389-6053	COVER, COOLER	72582	5176362		1	*	*	*	42	3
X20				COVER, OIL COOLER ADAPTER	72582	5177923		1	*	*	*		
X20				ADAPTER, OIL COOLER	72582	5177241		1	*	*	*		
X1			2815-212-6329	GASKET: OIL COOLER ADAPTER TO BLOCK (COMPONENT OF GASKET SETS, STOCK NO. 2815-428-9723 AND 2815-379-4327, SEE GROUP 0100)	72582	5150154		2				42	12
X1			2815-545-0627	GASKET: OIL COOLER INNER CORE (COMPONENT OF GASKET SETS, STOCK NO. 2815-428-9723 AND 2815-379-4327, SEE GROUP 0100)	72582	5150155		2				42	6
X1			2520-733-0733	GASKET: OIL COOLER, OUTER CORE (COMPONENT OF GASKET SETS, STOCK NO. 2815-428-9723 AND 2815-379-4327, SEE GROUP 0100)	72582	5154215		2				42	4
X1			5330-641-2364	GASKET: OIL COOLER WATER HOLE FLANGE (COMPONENT OF GASKET SET, STOCK NO. 2815-379-4327, SEE GROUP 0100) (CAN BE MANUFACTURED FROM PAPER, STOCK NO. 5330-233-5846)	72582	5153902		1					
X20				HOUSING, OIL COOLER	72582	5159452		1	*	*	*	42	7
P 0			2930-641-1040	GASKET	72582	5177924		1	2	*	100		
X20			4730-288-8572	PLUG, PIPE (GE)	72582	103878		1	*	*	*	42	17
X20			4730-278-3436	PLUG, PIPE: OIL COOLER (GE)	72582	444789		1	*	*	*		
X20			4730-263-3123	PLUG, PIPE: WATER BYPASS TUBE (GE)	72582	144012		2	*	*	*		
09X20			5306-010-0129	BOLT, MACHINE: CORE ASSEMBLY	72582	186270		6	*	*	*	42	1
09X20			5306-577-5458	BOLT, MACHINE	72582	186629		2	*	*	*		
09X20			5305-018-6619	SCREW, CAP, HEXAGON HEAD: OIL COOLER	72582	186619		8	*	*	*	42	9
X20			5310-010-3320	WASHER, LOCK: COVER STUD	72582	103320		24	*	*	*	42	2
X20			5310-261-7340	WASHER, LOCK: OIL COOLER	72582	103321		8	*	*	*	42	10
X1			5330-297-0416	WASHER, NONMETALLIC: OIL COOLER ADAPTER TO BLOCK (COMPONENT OF GASKET SETS, STOCK NO. 2815-428-9723 AND 2815-379-4327, SEE GROUP 0100)	72582	5152904		1					
P11			2940-371-4736	CAP, OIL FILLER	70040	1543853		1	*	*	5	43	1
P 0			2815-530-2527	GASKET: OIL FILLER CAP	70040	1543857		1	4	*	100	43	2
X20			5340-282-7523	CLAMP, LOOP: BREATHER TUBE	72582	140573		1	*	*	*	50	4
X1			2990-250-5816	GASKET: BREATHER TUBE (COMPONENT OF GASKET SETS, STOCK NO. 2815-379-4302, 2815-379-4327 AND 2815-428-9723, SEE GROUP 0100)	72582	5150900		1				50	35
X1			5330-286-7255	GASKET: ROCKER COVER BREATHER (COMPONENT OF GASKET SETS, STOCK NO. 2815-363-8663, 2815-428-9723, 2815-379-4302 AND 2815-379-4327, SEE GROUP 0100)	72582	5165228		1					
X20			4730-200-0318	ELBOW, TUBE: OIL FILLER AND BREATHER	72582	5178638		1	*	*	*	43	15
09X20			5305-275-9841	SCREW, MACHINE: BREATHER PIPE CLIP	72582	113860		1	*	*	*	50	1
09X20			5305-013-2046	SCREW, MACHINE: BREATHER PIPE MTG	72582	132046		2	*	*	*	50	37
X20			4730-595-0792	STRAINER ELEMENT, SEDIMENT: OIL	72582	5150147		1	*	*	*	43	14
X20				TUBE, BREATHER	72582	5154104		1	*	*	*	50	5
09X20			5310-616-3023	WASHER, FLAT: CLIP MTG	72582	120393		1	*	*	*	50	3
X20			5310-010-3319	WASHER, LOCK: CLIP MTG	72582	103319		1	*	*	*	50	2
X20			5310-043-2226	WASHER, LOCK: BREATHER COVER SCREW	72582	120217		2	*	*	*	50	36

SOURCE CODES	FEDERAL STOCK NUMBER	DESCRIPTION	MANUFACTURER'S CODE	MANUFACTURER'S PART NO.	UNIT OF ISSUE	QTY INCORPORATED IN UNIT	QUANTITIES PER 100 EQUIPMENTS: FIELD MAINTENANCE 15-DAY LEVEL 2ND ECH	FIELD MAINTENANCE 15-DAY LEVEL 4TH ECH	DEPOT MAINT 5TH ECH	ILLUSTRATIONS: FIGURE NO.	ILLUSTRATIONS: ITEM NO.
X20	4730-288-8901	ADAPTER, STRAIGHT, PIPE TO TUBE: OIL FILTER LINE	72582	107343		1	*	*	*	41	10
X20	5306-010-0121	BOLT, MACHINE: COVER PAD	72582	179816		2	*	*	*		
X20	5306-017-9624	BOLT, MACHINE: OIL PUMP PIPE	72582	179824		4	*	*	*		
09X2F	5305-017-5892	SCREW, CAP, HEXAGON HEAD: PIPE OIL PUMP INLET	72582	179882		2	*	*	*		
09A F	5306-018-9691	BOLT, ASSEMBLED WASHER: OIL PAN	72582	189691		26					
X2F	5306-010-0121	BOLT, MACHINE: OIL PAN				26	*	*	*		
09X2F	5310-010-3320	WASHER, LOCK: OIL PAN BOLT				26	*	*	*		
X2F		BRACKET, OIL PUMP OUTLET PIPE	72582	5177844		1	*	*	*		
X20	4820-288-7433	COCK, SHUT-OFF, SCREW STEM: OIL FILTER	72582	1599836		1	*	*	*		
X20		CLAMP BATTERY BOX OUTLET TUBE	72582	5169476		1	*	*	*		
X20		COVER, OIL PAN	72582	5171165		1	*	*	*		
X20	4730-277-8276	ELBOW, PIPE TO TUBE: BLOWER LINE	72582	143342		1	*	*	*	50	38
X20	4730-277-8273	ELBOW, PIPE TO TUBE: BLOWER LINE	72582	137421		1	*	*	*	43	3
X20	4730-014-3343	ELBOW, PIPE TO TUBE: OIL FILTER LINE	72582	143343		4	*	*	*	41	9
X20	4730-277-8265	ELBOW, PIPE: WATER BYPASS TUBE (GE)	72582	120401		1	*	*	*		
X20	6680-428-9710	GAGE, ROD, LIQUID LEVEL	72582	5174984		1	*	*	*	43	13
M O		GASKET: COVER	72582	5153788		1					
		MANUFACTURE FROM:									
09P O	5330-233-5846	PAPER, GASKET (10 IN. X 10 IN. REQUIRED)			YD		SEE GRP 9501				
X20	2815-364-3377	TUBE, DIPSTICK	72582	5151777		1	*	*	*	43	11
M O		TUBE ASSEMBLY, METAL: OIL BLOWER DRIVE BEARING	72582	5150433		1					
		MANUFACTURE FROM:									
X20	4730-288-9387	INVERTED NUT, TUBE COUPLING				2	*	*	*	43	4
P O	4710-277-5525	TUBE, COPPER (12 IN. REQUIRED)			FT		SEE GRP 9501			43	5
09M O		TUBE ASSEMBLY: OIL, FILTER INLET	72582	5166569		1					
		MANUFACTURE FROM:									
X20	4730-288-9388	INVERTED NUT, TUBE COUPLING				2	*	*	*		
P O	4710-277-5526	TUBE, COPPER (12 IN. REQUIRED)			FT		SEE GRP 9501				
M O		TUBE ASSEMBLY, OIL FILTER OUTLET	72582	5166550		1					
		MANUFACTURE FROM:									
X20	4730-288-9388	INVERTED NUT, TUBE COUPLING				2	*	*	*		
P O	4710-277-5526	TUBE, COPPER (10 IN. REQUIRED)			FT		SEE GRP 9501				
09X20	5310-012-0367	NUT, PLAIN, HEXAGON	72582	121902		1	*	*	*		
X2F		OIL PAN	72582	5177837		1	*	*	*		
X20		PIPE	72582	5177842		1	*	*	*		
X20		PIPE, OIL PUMP OUTLET	72582	5177842		1	*	*	*		
X20	2815-416-3982	PIPE, OUTLET, OIL PRESSURE REGULATOR	72582	5159388		1	*	*	*		
X20		PIPE, SCAVENGING	72582	5177344		1	*	*	*		
X20		PLUG, MAGNETIC	72582	53688		1	*	*	*		
X20	4730-289-4928	PLUG, MACHINE THREAD: OIL PAN	72582	5158868		1	*	*	*	43	10
X20	4730-263-3124	PLUG, PIPE: OIL PAN (GE)	72582	103869		1	*	*	*		
X20	4730-011-3175	PLUG, PIPE (GE)	72582	113175		1	*	*	*		
09X20	5305-018-1361	SCREW, CAP, HEXAGON HEAD	72582	181361		2	*	*	*		
09X20	5305-012-3435	SCREW, CAP, HEXAGON HEAD	72582	123435		1	*	*	*		
X20	5310-010-3319	WASHER, LOCK	72582	103319		1	*	*	*		
X20	5310-010-3320	WASHER, LOCK	72582	103320		8	*	*	*		
X2F	5310-261-7340	WASHER, LOCK: OIL PAN	72582	103321		35	*	*	*		
P O	5330-238-1017	WASHER, NONMETALLIC: OIL GAGE ROD	72582	5150475		1	2	*	100	43	12
		0110 - MANIFOLDS									
X1	2815-551-3737	GASKET: END, EXHAUST MANIFOLD (COMPONENT OF GASKET SETS, STOCK NO. 2815-363-8663, 2815-428-9723, 2815-379-4302 AND 2815-379-4327, SEE GROUP 0100)	72582	5150195		2				44	7
X20		MANIFOLD, EXHAUST	72582	3221866		1	*	*	*	44	6
X20	4730-011-3175	PLUG, PIPE: MANIFOLD (GE)	72582	113175		1	*	*	*	44	4
X20	5307-297-2988	STUD, PLAIN: EXHAUST OUTLET	72582	3222533		4	*	*	*	44	8
X20	5310-524-7837	WASHER, KEY: EXHAUST MANIFOLD	72582	5150198		5	*	*	*	44	5
09X20	5310-011-4544	NUT, PLAIN, HEXAGON: MANIFOLD STUD	72582	114544		5	*	*	*	44	1
		GROUP 03 - FUEL SYSTEM									
		0301 - FUEL INJECTOR									
X20	2910-620-7460	CLAMP, FUEL INJECTOR	72582	5150249		4	*	*	*		
Z O	2410-424-4069	INJECTOR ASSEMBLY, FUEL (INCLUDES COMPONENTS OF REPAIR KITS, STOCK NO. 2910-030-3410 AND 2810-179-8280) (REPLACED BY INJECTOR ASSEMBLY, STOCK NO. 2910-399-5550)	72582	5227935		4					
X1	2910-354-1573	BODY ASSEMBLY, INJECTOR	72582	5227931		4					

CODES	FEDERAL STOCK NUMBER	DESCRIPTION	MANUFACTURER'S CODE	MANUFACTURER'S PART NO.	UNIT OF ISSUE	QTY INCORPORATED IN UNIT	PER 100 EQUIPMENTS: FIELD MAINTENANCE 15-DAY LEVEL 3RD ECH	PER 100 EQUIPMENTS: FIELD MAINTENANCE 15-DAY LEVEL 4TH ECH	PER 100 EQUIPMENTS: DEPOT MAINT 5TH ECH	ILLUSTRATIONS: FIGURE NO.	ILLUSTRATIONS: ITEM NO.
09X1	5315-241-7424	PIN, STRAIGHT, HEADLESS	72582	5226416		4					
X1	2910-364-3133	CAP, FILTER	72582	5226413		8					
X1	3120-661-9433	BUSHING, SLEEVE	72582	5226565		4					
X1	4820-626-4361	VALVE, INJECTOR, FUEL	72582	5226411		4					
X1	2910-272-6038	GEAR, SPUR	72582	5226400		4				45	17
X1	2910-354-1587	LIFTER, PLUNGER	72582	5228104		4				45	9
X1	2910-126-9708	NUT, INJECTOR VALVE	72582	5226563		4				45	1
X1	5315-233-9049	PIN, STRAIGHT, HEADLESS: INJECTOR FOLLOWER	72582	5226397		4				45	21
X1	2910-707-1253	PIN, STOP, FUEL INJECTOR	72582	5226717		4				45	22
X1	5315-275-4766	PIN, STRAIGHT, HEADLESS (As required)									
X1	2910-399-5549	PLUNGER ASSEMBLY, FUEL INJECTION PUMP	72582	5228327		4					
X1	5315-276-4761	PIN, STRAIGHT, HEADLESS: PLUNGER AND BUSHING GUIDE	72582	5226393		4					
X1		SPACER (As required)	72582	5228319							
X1	2910-126-9712	RACK, CONTROL	72582	5226719		4					
X1	5340-294-0600	SPACER, SLEEVE: RACK, FUEL	72582	5226567		4					
X1	2910-209-8731	SPRING, HELICAL, COMPRESSION: FILTER	72582	5226415		8					
X1	2910-318-3485	SPRING, HELICAL, COMPRESSION: PLUNGER	72582	5228292		4					
X1		TAG NUMBER	72582	5227932		4					
P 0	2910-399-5550	INJECTOR ASSEMBLY FUEL	72582	5228305		4	2	*	20		
X1	2910-354-1573	BODY ASSEMBLY, INJECTOR	72582	5227931		4				45	7
09X1	5315-241-7424	PIN, STRAIGHT, HEADLESS	72582	5226416		4				45	8
X1	2910-364-3133	CAP, FILTER	72582	5226413		8				45	2
X1	4820-608-0486	DEFLECTOR, INJECTOR SPILL	72582	5228109		4				45	19
X1	2910-272-6038	GEAR, SPUR	72582	5226400		4				45	9
X1	2910-354-1587	LIFTER, PLUNGER	72582	5228104		4				45	1
X1	4820-608-0485	NUT, INJECTOR BODY	72582	5228102		4				45	21
X1	2910-364-3431	PIN, STOP, FUEL INJECTOR	72582	5226717		4				45	22
X1	5315-275-4766	PIN, STRAIGHT, HEADLESS	72582	5226912		4					
X1	2910-354-1593	PLUNGER ASSEMBLY, FUEL INJECTOR	72582	5228126		4				45	11
X1	5315-276-4761	PIN, STRAIGHT, HEADLESS	72582	5226393		4					
X1	2910-126-9712	RACK, CONTROL	72582	5226719		4				45	5
X1	5340-294-0600	SPACER, SLEEVE: RACK, FUEL	72582	5226567		4				45	10
X1	2910-209-8731	SPRING, HELICAL, COMPRESSION	72582	5226415		8				45	4
X1	2910-318-3485	SPRING, HELICAL, COMPRESSION	72582	5228292		4				45	23
X1	2815-515-9313	PLATE, IDENTIFICATION	72582	5228299		4					
X1	4820-626-4361	VALVE, INJECTOR, FUEL	72582	5226411		4				45	17
P F	2910-588-0204	PARTS KIT, FUEL INJECTOR	72582	5193221		4	6	*	200		
X1	5340-515-0525	CAP, PROTECTIVE, DUST AND MOISTURE SEAL	72582	5226414		8					
X1	2910-354-1580	FILTER ELEMENT, FUEL INJECTOR	72582	5228013		8				45	5
X1	5310-255-0296	WASHER, FLAT: FILTER CAP	72582	5226186		8				45	3
X1	2910-364-3434	PACKING, PREFORMED: INJECTOR	72582	5226564		4				45	20
P F	2910-179-8280	REPAIR KIT, FUEL INJECTOR (Used with INJECTOR ASSEMBLY, Stock No. (72582) 5227935 only)	72582	5227325		4	6	*	200		
X1	2910-511-3429	GUIDE, INJECTOR VALVE SEAT	72582	5228321		1					
X1	2910-354-1570	STOP, VALVE, SPRAY TIP	72582	5227318		4					
X1		TIP, INJECTOR SPRAY	72582	5227317		4					
X1		VALVE KIT	72582	5228253		4					
X1	2910-597-1197	SPRING, HELICAL, COMPRESSION	72582	5227210		4					
X1	2910-354-1572	VALVE, ASSEMBLY, INJECTOR	72582	5227323		4					
X1		SEAT	72582	5227320		4					
X1		VALVE	72582	5227319		4					
P F	2910-698-2936	REPAIR KIT, TIP, INJECTOR (Used with INJECTOR ASSEMBLY, Stock No. 2910-399-5550 only)	72582	5228312		4	6	*	200		
X1	2910-218-6837	CAGE INJECTOR VALVE	72582	5228294		4				45	16
X1	2910-354-1570	STOP, VALVE, SPRAY TIP	72582	5227318		4				45	15
X1F	2910-547-4938	TIP, INJECTOR SPRAY	72582	5228293		4				45	18
X1	2910-604-8121	VALVE, KIT	72582	5228313		4					
X1	2910-597-1197	SPRING, HELICAL, COMPRESSION: INJECTOR VALVE	72582	5227210		4				45	14
X1	2910-343-3367	INJECTOR VALVE ASSEMBLY DIESEL ENGINE	72582	5228316		4					
X1	4820-608-0489	VALVE SEAT, UPPER INJECTOR	72582	5228106		4				45	12
X1	4820-608-0490	VALVE, INJECTOR	72582	5228308		4				45	13
X20	5310-276-3015	WASHER CONVEX: INJECTOR CLAMP	72582	5150250		4	*	*	*		
09X20	5310-265-9215	NUT, PLAIN, HEXAGON: INJECTOR CLAMP	72582	117049		4	*	*	*		

SMR CODE	FEDERAL STOCK NUMBER	DESCRIPTION	MANUFACTURER'S CODE	MANUFACTURER'S PART NO.	UNIT OF ISSUE	QTY INCORPORATED IN UNIT	QTY PER END ITEM: FIELD MAINTENANCE 3D-DAY LEVEL 3RD ECH	QTY PER END ITEM: FIELD MAINTENANCE 3D-DAY LEVEL 4TH ECH	QTY PER END ITEM: DEPOT MAINT 5TH ECH	ILLUSTRATIONS: FIGURE	ILLUSTRATIONS: ITEM
		0302 - FUEL PUMPS									
X2D	5306-613-9196	BOLT, ASSEMBLED WASHER	72582	5118219		3	*	*	*	46	7
X2D	2910-524-7662	FORK, COUPLING, FUEL PUMP	72582	5150199		1	*	*	*	46	10
P F	2910-629-6387	PARTS KIT, ENGINE FUEL PUMP	72582	5179078		1	2	*	25		
X1	2815-530-2560	GASKET: FUEL PUMP TO BLOWER (COMPONENT OF GASKET SETS, STOCK NO. 2815-428-9723 AND 2815-379-4327, SEE GROUP 0100) (CAN BE MANUFACTURED FROM PAPER, STOCK NO. 5330-233-5046)	72582	5150193		1				46	8
X1	5330-599-5577	GASKET: FUEL PUMP VALVE PLUG (COMPONENT OF GASKET SETS, STOCK NO. 2815-428-9723 AND 2815-379-4327, SEE GROUP 0100)	72582	5161003		1				46	2
X1	5340-050-1592	PLUG, EXPANSION	72582	117612		1					
X1	4730-142-1089	PLUG, PIPE: INLET AND OUTLET	72582	5661400		2					
X1	5330-291-6392	SEAL, PLAIN ENCASED: FUEL PUMP	72582	5230007		2				46	9
X1	2910-097-2475	GEARSHAFT, SPUR	72582	5181747		1				46	16
X1	2910-697-4789	SHAFT ASSEMBLY, FUEL PUMP	72582	5181746		1					
09X1	3110-100-6173	BALL, BEARING: FUEL PUMP	72582	147481		1				46	13
X1	2910-200-1393	GEAR, SPUR	72582	5174975		1				46	15
X1	2910-698-2915	SHAFT, PUMP DRIVE	72582	5176700		1				46	14
X1		SPRING, VALVE	72582	5192279		1					
X2D	2910-354-1309	VALVE, FUEL PUMP	72582	5174973		1	*	*	*	46	5
P D	2910-379-4293	PUMP ASSEMBLY, FUEL: RH (INCLUDES COMPONENTS OF PART KIT, STOCK NO. 2910-629-6387)	72582	5184532		1	2	*	25		
X1		HOUSING	72582	5177292		1				46	6
X1	2910-693-2327	COVER, FUEL PUMP	72582	5174962		1				46	17
09X1	5315-058-6517	PIN, STRAIGHT, HEADLESS: FUEL PUMP	72582	103709		1				46	3
09X1	5315-014-1195	PIN, STRAIGHT, HEADLESS	72582	141195		2					
X1	4730-354-1308	PLUG, MACHINE THREAD	72582	5174971		1				46	1
09X1	5305-273-5243	SCREW, CAP SOCKET HEAD	72582	138201		8				46	19
X1	4320-767-8278	SLEEVE, SHAFT, PUMP	72582	5192649		1					
X1	2910-664-7850	SPRING, HELICAL, COMPRESSION: RETAINING VALVE	72582	5184530		1				46	4
X1	5310-010-3319	WASHER, LOCK	72582	103319		8				46	18
M D		WIRE, CARBON				1					
		MANUFACTURE FROM:									
P D	9505-596-1658	WIRE, STEEL CARBON (GE) (10 IN. REQUIRED)			CL		SEE GRP 9501				
		0304 - AIR CLEANER									
X2D	2940-753-9082	BAND ASSEMBLY, AIR CLEANER MOUNTING	23926	D30166		2	*	*	*		
X2D	2940-695-2571	CLEANER ASSEMBLY, AIR INTAKE	23926	SA37000		1	*	*	*		
X2D		SUPPORT ASSEMBLY, AIR CLEANER	23926	SAB30167		1	*	*	*		
		0305 - BLOWER									
P1F	2815-611-7932	BLOWER ASSEMBLY, AIR, INTERNAL COMBUSTION ENGINE (INCLUDES COMPONENTS OF REPAIR KIT, STOCK NO. 2815-428-9722)	72582	5158146		1	*	*	3		
X2F	5306-354-1292	BOLT, EXTERNALLY RELIEVED BODY: PLATE TO GEAR	72582	5173363		3	*	*	*		
X2F	5306-354-1291	BOLT, EXTERNALLY RELIEVED BODY: PLATE TO HUB	72582	5173362		3	*	*	*		
X2H	5306-524-7914	BOLT, MACHINE: GEAR ATTACHING	72582	5154399		2		*	*		
X2F	2815-363-8135	CAM, BLOWER DRIVE COUPLING: GEAR TRAIN	72582	5150348		1	*	*	*		
X2F	2930-354-1474	COUPLING HALF, SHAFT: WATER PUMP DRIVE	72582	5179605		1	SEE GRP 9901				
X2F	2990-770-6507	COVER, END PLATE, HOUSING	72582	5150233		2	*	*	*		
P F	2990-364-3424	DISK, GEAR: FUEL PUMP COUPLING	72582	5154401		1	2	*	25		
P1H	3020-364-3321	GEAR SET, HELICAL: ROTOR: BLOWER	72582	5192234		1		*	5		
X2H	2815-127-2989	HOUSING AIR BLOWER	72582	5157199		1		*	*		
X2F	2815-354-1294	HUB, GEAR: BLOWER	72582	5173366		1	*	*	*		
09X2H	5315-014-2522	PIN, GROOVED, HEADLESS: ROTOR ASSEMBLY	72582	142522		4		*	*		
X2F	5315-042-4254	PIN, STRAIGHT, HEADLESS: PLATE ASSEMBLY	72582	5150542		4	*	*	*		
X2F	2815-354-1293	PLATE, RETAINING, SHAFT: BLOWER	72582	5173365		2	*	*	*		
X2F	2990-770-6506	PLATE ASSEMBLY, HOUSING: BLOWER	72582	5150218		2	*	*	*		
X2H	5340-598-5135	PLUG, EXPANSION: ROTOR ASSEMBLY	72582	5165289		12		*	*		
X2F	2990-641-1457	RETAINER, PACKING: REAR BEARING	72582	5179017		4	*	*	*		
P H	2815-374-4925	ROTOR SET, BLOWER	72582	5192794		1		*	5		
X1		ROTOR ASSEMBLY	72582	5158144		1					
X1		ROTOR ASSEMBLY	72582	5179048		1					
09X2F	5305-017-9795	SCREW, CAP, HEXAGON HEAD: BLOWER	72582	443603		12	*	*	*		
09X2F	5306-010-0129	BOLT, MACHINE: COVER BLOWER HOUSING	72582	186270		20	*	*	*		
09X2F	5305-274-2649	SCREW, CAP, SOCKET HEAD: COUPLING ASSEMBLY	72582	138234		1	*	*	*		

SOURCE CODES	FEDERAL STOCK NUMBER	DESCRIPTION	MANUFACTURER'S CODE	MANUFACTURER'S PART NO.	UNIT OF ISSUE	QTY INCORPORATED IN UNIT	FIELD MAINTENANCE 15-DAY LEVEL 3RD ECH	FIELD MAINTENANCE 15-DAY LEVEL 4TH ECH	DEPOT MAINT 5TH ECH	ILLUSTRATIONS FIGURE NO.	ILLUSTRATIONS ITEM NO.
09X2F	5305-013-2345	SCREW, MACHINE: PLATE ASSEMBLY	72582	117296		4	*	*	*		
X2F	2815-363-8145	SEAT, BLOWER DRIVE COUPLING SPRING	72582	5150346		4	*	*	*		
P1H	2930-691-1135	SHAFT ASSEMBLY: BLOWER MOTOR	72582	5179046		2		*	5		
X2F		SPACER, ROTOR GEAR HUB	72582	5173364		3	*	*	*		
P F	2815-354-1157	SPRING LEAF: BLOWER DRIVE COUPLING	72582	5150347		42	25	*	420		
X2F		SUPPORT, BLOWER DRIVE COUPLING	72582	5150345		1	*	*	*		
09X2F	5310-616-3023	WASHER, FLAT: PLATE TO GEAR BOLT	72582	120393		6	*	*	*		
X2H	5310-514-9115	WASHER, KEY: ROTOR GEAR RETAINING	72582	5154400		1		*	*		
X2F	5310-010-3319	WASHER, LOCK: BLOWER CAPSCREW	72582	103319		8	*	*	*		
X2F	5310-010-3320	WASHER, LOCK: PLATE TO GEAR AND HOUSING	72582	103320		26	*	*	*		
X2F	4730-203-3991	CLAMP, HOSE: BLOWER DRIVE COVER PACKING (GE)	72582	5173695		1	*	*	*		
X20	2815-367-7282	CLIP, CABLE, SHUTDOWN	72582	3290569		1	*	*	*		
X1	5330-126-0042	GASKET: AIR INLET HOUSING STRIKER PLATE (COMPONENT OF GASKET SETS, STOCK NO. 2815-428-9723 AND 2815-379-4327, SEE GROUP 0100) (CAN BE MANUFACTURED FROM PAPER, STOCK NO. 5330-233-5846)	72582	3290612		1				47	16
X1		GASKET: BLOWER (COMPONENT OF GASKET SETS, STOCK NO. 2815-428-9723 AND 2815-379-4327, SEE GROUP 0100)	72582	5150236		1					
X1	2815-663-7779	GASKET: BLOWER DRIVE COVER (COMPONENT OF GASKET SETS, STOCK NO. 2815-428-9723 AND 2815-379-4327, SEE GROUP 0100) (CAN BE MANUFACTURED FROM PAPER, STOCK NO. 5330-233-5846)	72582	5150246		2				50	27
X1	2815-620-7484	GASKET: BLOWER DRIVE GEAR HUB SUPPORT (COMPONENT OF GASKET SETS, STOCK NO. 2815-428-9723 AND 2815-379-4327, SEE GROUP 0100) (CAN BE MANUFACTURED FROM PAPER, STOCK NO. 5330-233-5846)	72582	5150286		1					
X20	6115-604-8128	HOUSING ASSEMBLY, AIR INLET	72582	5166731		1	*	*	*		
09P10	3110-100-6153	BALL, BEARING: INLET SPRING	72582	104919		1	*	*	10	47	19
X1	2815-830-8876	MANIFOLD ASSEMBLY, INTAKE	72582	5166742		1				47	1
X20	2815-354-1150	LEVER, VALVE	72582	3290624		1	SEE	GRP	9901		
X20	2815-367-7287	PLATE, LOCK, INLET HOUSING	72582	5168276		1	*	*	*	47	8
X20	5310-298-9078	NUT, SLEEVE: LOCKPLATE LEVER	72582	5168374		1	*	*	*		
P 0	5330-514-4804	PACKING, PREFORMED: SHUTDOWN VALVE	72582	5182977		2	3	*	200		
09X20	5315-050-5428	PIN, SPRING: AIR INLET HOUSING SHAFT	72582	273436		3	*	*	*		
X20	5315-010-7762	PIN, COTTER: INLET SHAFT	72582	107762		1	*	*	*	47	5
X20	4730-288-8572	PLUG, PIPE: AIR INLET HOUSING (GE)	72582	103878		1	*	*	*		
09X20	5305-559-9202	SCREW, CAP, HEXAGON HEAD: AIR INLET LOCK PLATE	72582	180016		2	*	*	*	47	10
X20	2815-354-1149	SHAFT SHUT DOWN VALVE	72582	3290613		1	*	*	*	47	2
P10	5340-428-9602	SPRING, HELICAL, COMPRESSION: SHUTDOWN VALVE TENSION	72582	3291796		1	*	*	10	47	18
X20	2910-354-1282	VALVE, BUTTERFLY: AIR INLET HOUSING SHUTDOWN	72582	5172030		1	*	*	*	47	17
09X20	5310-582-5977	WASHER, FLAT: INLET SHAFT	72582	103341		1	*	*	*	47	4
X20	5310-194-1540	WASHER, FLAT: LEVER	72582	120392		1	*	*	*		
X20	5310-010-3319	WASHER, LOCK: AIR INLET LOCKPLATE CAPSCREW	72582	103319		2	*	*	*	47	9
P 0	5330-238-1021	FELT, MECHANICAL, PREFORMED: AIR INLET HOUSING SHUTDOWN VALVE SHAFT	72582	3290570		2	3	*	200	47	3
X20	2815-354-1150	LEVER, VALVE: AIR INLET HOUSING	72582	3290624		1	SEE	GRP	9901	47	11
09X20	5310-012-0367	NUT, PLAIN, HEXAGON: CLIP, SHUTDOWN CONTROL WIRE	72582	121902		1	*	*	*		
09X20	5310-012-4925	NUT, PLAIN, HEXAGON: INLET HOUSING SHUTDOWN CONTROL	72582	122236		1	*	*	*		
09X20	5315-050-5428	PIN SPRING: SHUTDOWN VALVE AND LEVER	72582	273436		3	*	*	*	47	12
09X20	5315-011-2726	PIN, COTTER: LEVER	72582	103361		1	*	*	*		
09X20	5315-014-2485	PIN, GROOVED, HEADLESS	72582	142485		1	*	*	*		
X20	2815-389-5514	PLATE, AIR INLET HOUSING STRIKER	72582	3290611		1	*	*	*	47	14
X20		PLATE, SHUTDOWN VALVE	72582	5186687		1	*	*	*		
P1F	2815-428-9722	REPAIR KIT, BLOWER	72582	5192796		1	*	*	20		
09X1	3110-156-4829	BEARING, BALL, ANNULAR: BLOWER ROTOR, REAR	72582	954418		2					
09X1	3110-184-1058	BEARING, ROLLER, CYLINDRICAL: BLOWER ROTOR, FRONT	72582	7450168		2					
X1	6115-458-0268	BUSHING, SLEEVE	72582	5192439		4					
X1	2815-212-6320	GASKET: BLOWER HOUSING END PLATE (COMPONENT OF GASKET SET, STOCK NO. 2815-428-9723 AND 2815-379-4327, SEE GROUP 0100)	72582	5150234		2					
X1	5330-154-7566	SEAL, PLAIN ENCASED: HOUSING END PLATE	72582	5150220		4					
X1	5330-171-7745	SEAL, PLAIN ENCASED:	72582	5192438		4					
X1	5340-597-7422	SHIM: ROTOR GEAR	72582	5150372		1					
X1	2815-364-3329	SHIM, ROTOR GEAR (1 EACH) (AS REQUIRED)	72582	5153938							

SOURCE CODES	FEDERAL STOCK NUMBER	DESCRIPTION	MANUFACTURER'S CODE	MANUFACTURER'S PART NO.	UNIT OF ISSUE	QTY INCORPORATED IN UNIT	GUIDE QUANTITIES PER 100 EQUIPMENTS: FIELD MAINTENANCE 10-DAY LEVEL 2ND ECH	FIELD MAINTENANCE 10-DAY LEVEL 4TH ECH	DEPOT MAINT 5TH ECH	ILLUSTRATIONS: FIGURE	ITEM
X1	5340-597-7423	SHIM: ROTOR GEAR (1 EACH) (AS REQUIRED)	72582	5150055							
X1	2910-354-1852	SHIM: ROTOR GEAR (1 EACH) (AS REQUIRED)	72582	5172030							
X1	5310-264-1000	WASHER, KEY: GEAR ATTACHING MACHINE BOLT	72582	5154366		2					
09K20	2815-395-0002	SCREEN, AIR INLET: BLOWER (COMPONENT OF GASKET SETS, STOCK NO. 2815-426-9723 AND 2815-379-4327, SEE GROUP 0100)	72582	5150700		1	*	*	*	47	15
09K20	5305-017-9044	SCREW, CAP, HEXAGON HEAD: AIR INLET HOUSING	72582	179044		4	*	*	*	47	6
09K2F	5305-017-9066	SCREW, CAP, HEXAGON HEAD: BLOWER HOUSING	72582	179066		4	*	*	*		
09K20	5305-012-3300	SCREW, CAP, HEXAGON HEAD: CLIP SHUTDOWN CONTROL WIRE	72582	123298		1	*	*	*		
09K20	5305-010-0659	SCREW, MACHINE: WIRE ASSEMBLY	72582	100659		1	*	*	*		
X2F	5310-595-6221	WASHER, FLAT: BLOWER HOUSING CAPSCREW (AS REQUIRED)	72582	5150238			*	*	*		
09K20	5310-187-5342	WASHER, FLAT: PLATE LEVER				1	*	*	*		
X20	5310-010-3319	WASHER, FLAT: CLIP BOLT, SHUTDOWN CONTROL WIRE	72582	103319		1	*	*	*		
X20	5310-261-7340	WASHER, LOCK: HOUSING BOLT	72582	103321		4	*	*	*	47	7
09K20	5310-011-0730	WASHER, LOCK: WIRE ASSEMBLY	72582	110730		1	*	*	*		
P F	5330-297-6117	WASHER, NONMETALLIC: BLOWER DRIVE COVER	72582	5172865		1	2	*	100		
		0306 - TANKS, LINES, FITTINGS									
X20	4730-202-7496	ADAPTER, STRAIGHT, PIPE TO TUBE: FUEL MANIFOLD LINE	72582	137407		1	*	*	*	49	7
X20	4730-202-7493	ADAPTER, STRAIGHT, PIPE TO TUBE: FUEL MANIFOLD LINE	72582	137406		1	*	*	*		
X20	4730-288-8501	ADAPTER, STRAIGHT, PIPE TO TUBE: FUEL PUMP DRAIN	79470	234X5		1	*	*	*	46	11
X20	4730-740-2580	ADAPTER, STRAIGHT, PIPE TO TUBE: OIL FILTER LINE	72582	5179936		2	*	*	*		
X20	4730-740-2581	BUSHING, PIPE: FUEL PUMP TO FILTER TUBE (USED ON ENGINE, SERIAL NO. 4A-23468 AND UP)	72582	5179938		4	*	*	*		
X20	5340-598-7861	CLAMP, LOOP: FUEL LINE	72582	3290459		3	*	*	*	48	4
X20	2930-364-3449	CONNECTOR, FUEL MANIFOLD	72582	5150566		8	*	*	*	49	3
A O	4730-354-5178	ADAPTER, STRAIGHT, PIPE TO TUBE	79470	W48X68		1				48	6
X20	4730-288-9926	ADAPTER, STRAIGHT, PIPE TO TUBE				1	*	*	*		
X20	4730-277-7899	BUSHING, PIPE (GE)				1	*	*	*		
X20	4730-277-8274	ELBOW, PIPE TO TUBE: FILTER TO MANIFOLD	79470	400X6		1	*	*	*	48	2
X20	4730-424-7712	ELBOW, PIPE TO TUBE: FUEL LINE (GE)	72582	482320		1	*	*	*		
X20	4730-277-8270	ELBOW, PIPE TO TUBE: FUEL MANIFOLD ASSEMBLY	72582	5157992		1	*	*	*	49	1
X20	4730-640-1051	ELBOW, PIPE TO TUBE: GOVERNOR OPERATING	79470	400X5		2	*	*	*		
X20	4730-694-0758	ELBOW, PIPE TO TUBE: PUMP TO FILTER	72582	5179937		4	*	*	*		
X20	4730-595-4395	ELBOW, PIPE TO TUBE: FUEL PUMP TO FILTER	72582	5179969		2	*	*	*	48	1
M O		LINE ASSEMBLY, FUEL, INJECTOR DRAIN TO PUMP	72582	5167514		1				48	5
		MANUFACTURE FROM:									
X20	4730-288-9388	INVERTED NUT, TUBE COUPLING				2	*	*	*		
P O	4710-277-5526	TUBE, COPPER (20 IN. REQUIRED)			FT		SEE GRP 9501				
M O		TUBE ASSEMBLY, METAL: FUEL DRAIN, FUEL PUMP	72582	5158825		2				46	12
		MANUFACTURE FROM:									
X20	4730-288-9388	INVERTED NUT, TUBE COUPLING				2	*	*	*		
P O	4710-277-5526	TUBE, COPPER (4-1/4 IN. REQUIRED FOR EACH LINE ASSEMBLY)			FT		SEE GRP 9501				
M O		TUBE ASSEMBLY: FUEL FILTER TO MANIFOLD	72582	5167544		1				48	3
		MANUFACTURE FROM:									
X20	4730-288-9385	INVERTED NUT, TUBE COUPLING				2	*	*	*		
P O	4710-277-5527	TUBE, COPPER (10 IN. REQUIRED)			FT		SEE GRP 9501				
P O	2910-524-7758	TUBE ASSEMBLY, METAL: FUEL MANIFOLD TO INJECTOR	72582	5151121		8	4	*	80	49	4
X20	2910-384-9345	MANIFOLD, FUEL: LOWER	72582	5150559		1	*	*	*	49	6
X20	2910-379-4261	MANIFOLD, FUEL: UPPER	72582	5150560		1	*	*	*	49	2
09K20	5310-584-5005	NUT, PLAIN, HEXAGON: AIR HEATER	72582	123179		1	*	*	*		
09K20	5310-050-3356	NUT, SELF-LOCKING, HEXAGON: FUEL PIPE CONNECTOR	72582	447174		8	*	*	*		
X20	4730-288-8572	PLUG, PIPE: FUEL MANIFOLD ASSEMBLY (GE)	72582	103878		2	*	*	*	49	5
X20	4730-371-5337	PLUG, PIPE: BLOWER SUPPORT (GE)	72582	5167553		1	*	*	*		
M O		TUBE, FUEL (USED ON ENGINE, SERIAL NO. 4A-23468 AND UP)	72582	5184022		1				48	10
		MANUFACTURE FROM:									
P O	4710-277-5527	TUBE, COPPER (36 IN. REQUIRED)			FT		SEE GRP 9501				
M O		TUBE, FUEL (USED ON ENGINE, SERIAL NO. 4A-23468 AND UP)	72582	5184044		1				48	9
		MANUFACTURE FROM:									
P O	4710-277-5527	TUBE, COPPER (36 IN. REQUIRED)			FT		SEE GRP 9501				

SOURCE CODES	FEDERAL STOCK NUMBER	DESCRIPTION	MANUFACTURER'S CODE	MANUFACTURER'S PART NO.	UNIT OF ISSUE	QTY INCORPORATED IN UNIT	USAGE QUANTITIES PER 100 EQUIPMENTS: FIELD MAINTENANCE 15-DAY LEVEL 3RD ECH	FIELD MAINTENANCE 15-DAY LEVEL 4TH ECH	DEPOT MAINT 5TH ECH	ILLUSTRATIONS: FIGURE NO.	ILLUSTRATIONS: ITEM NO.
X20	5310-262-4394	WASHER, FLAT: PIPE CONNECTOR	72582	5150568		8	*	*	*		
X20	5310-010-3339	WASHER, FLAT	72582	106261		1	*	*	*		
X20	5310-010-3319	WASHER, LOCK: FUEL FILTER MTG	72582	103319		1	*	*	*		
		0308 - ENGINE SPEED GOVERNOR									
X20	5306-354-1274	BOLT, ASSEMBLED WASHER: GOVERNOR MTG	72582	5118219		6	*	*	*	50	6
09P1F	3110-144-8495	BEARING, BALL, ANNULAR: GOVERNOR WEIGHT SHAFT	72582	903301		1	*	*	10		
X1	5330-255-0355	GASKET: GOVERNOR TO CYLINDER HEAD (COMPONENT OF GASKET SETS, STOCK NO. 2815-363-8663, 2815-428-9723, 2815-379-4302 AND 2815-379-4327, SEE GROUP 0100) (CAN BE MANUFACTURED FROM PAPER, STOCK NO. 5330-233-5841)	72582	5150269		1				50	9
P10	2990-212-6786	GOVERNOR ASSEMBLY, DIESEL ENGINE	72582	5174440		1	*	*	2	50	8
09X2D	3110-120-3084	BEARING, ROLLER, NEEDLE: VARIABLE SPEED SPRING LEVER	72582	148402		2			*	53	9
09X2D	5306-017-3063	BOLT, MACHINE: HOUSING	72582	445520		2			*	50	16
X2D		COVER, WEIGHT HOUSING	72582	5163514		1			*	51	11
X2D	2815-354-1300	COVER ASSEMBLY, VARIABLE SPEED GOVERNOR	72582	5174402		1			*	50	29
X2D		COVER ASSEMBLY	72582	5174412		1			*	52	6
09X2D	3110-120-3084	BEARING, ROLLER, NEEDLE:	72582	148402		2			*	52	5
X2D	2990-363-8093	LEVER, REMOTE CONTROL: GOVERNOR	72582	5158432		1			*	52	1
X2D	5330-297-6284	PACKING, PREFORMED: THROTTLE SHAFT	72582	5176557		1			*	52	3
09X2D	5315-011-3500	PIN, TAPERED, PLAIN: GOVERNOR COVER	72582	113500		1			*		
X2D	5340-281-6660	RING, RETAINING: THROTTLE SHAFT	72582	5174429		1			*	52	2
X2D	5305-013-2264	SCREW, CAP, HEXAGON HEAD: GOVERNOR TO HEAD	72582	132264		4			*	50	31
X2D	5305-018-6647	SCREW, CAP, HEXAGON HEAD: THROTTLE SHAFT LEVER	72582	186647		1			*	52	30
X2D	2990-416-3970	SHAFT ASSEMBLY, GOVERNOR THROTTLE	72582	5174425		1			*	52	7
X2D		PIN, FULCRUM LEVER, THROTTLE SHAFT	72582	5174228		1			*	52	28
X2D	5310-270-2149	WASHER, FLAT: THROTTLE SHAFT	72582	5153060		2			*	52	4
X2D	5310-699-6999	WASHER, LOCK: BOLT, GOVERNOR TO HEAD				4			*	50	30
X2D	5310-010-3319	WASHER, LOCK: THROTTLE SHAFT LEVER	72582	103319		1			*	52	29
X1	2990-212-6336	GASKET: GOVERNOR COVER (COMPONENT OF GASKET SETS, STOCK NO. 2815-363-8663, 2815-424-9723, 2815-379-4302 AND 2815-379-4327, SEE GROUP 0100) (CAN BE MANUFACTURED FROM PAPER, STOCK NO. 5330-233-5846)	72582	5150889		1				50	28
09X2D	5330-286-7266	GASKET: GOVERNOR HOUSING SCREW	72582	114622		1			*		
X1	5330-367-7304	GASKET: HOUSING, GOVERNOR WEIGHT (COMPONENT OF GASKET SETS, STOCK NO. 2815-363-8663, 2815-428-9723, 2815-379-4302 AND 2815-379-4327, SEE GROUP 0100)	72582	5150890		2				51	10
X1	2990-250-5817	GASKET: GOVERNOR SPRING HOUSING (COMPONENT OF GASKET SETS, STOCK NO. 2815-428-9723 AND 2815-379-4327, SEE GROUP 0100)	72582	5152944		1				53	1
X2D	2990-363-8085	GUIDE, VARIABLE SPEED PLUNGER SPRING	72582	5152939		1			*	52	22
X2D		HOUSING AND WEIGHT ASSEMBLY	72582	5174444		1			*		
09X2D	3110-156-6737	BEARING, BALL, ANNULAR: WEIGHT SHAFT END	43334	20301		1			*	51	14
09X2D	3110-156-1854	BEARING, BALL, THRUST: WEIGHT RISER	72582	451905		1			*	51	8
X2D	5306-273-6337	BOLT, MACHINE: BEARING RETAINER	72582	5150884		1			*	51	16
X2D		CARRIER AND WEIGHT ASSEMBLY	72582	5174448		1			*		
X2D	5315-209-7609	PIN, GROOVED, HEADLESS: WEIGHT	72582	5185154		2			*		
X2D	5340-205-5139	RING, RETAINING: WEIGHT PIN	72582	5178581		4			*		
X2D	2990-354-1301	SHAFT AND CARRIER ASSEMBLY: GOVERNOR	72582	5174452		1			*		
X2D		CARRIER WEIGHT SHAFT	72582	5174454		1			*	51	2
X2D		SHAFT, CONTROL WEIGHT	72582	5150924		1			*	51	1
X2D	5310-262-2914	WASHER, FLAT: WEIGHT PIN	72582	5151487		8			*		
X2D	2815-416-3972	WEIGHT, CONTROL: W/BEARING, GOVERNOR	72582	5174455		2			*		
X2D		WASHER, LOCK: SHAFT ENDS	72582	5150885		4			*	51	4
X2D	2990-416-3973	WEIGHT, GOVERNOR: CONTROL	72582	5174456		2			*	51	6
09X2D	3110-120-3080	BEARING, ROLLER, NEEDLE: WEIGHT	72582	447196		4			*	51	5
09X2D	5340-664-4022	CLIP, RETAINING	72582	142583		4			*	51	3
X2D		SHAFT, GOVERNOR WEIGHT	72582	5150918		2			*	51	7
X2D	5330-251-4712	WASHER, NONMETALLIC: CAP, WEIGHT HOUSING (CAN BE MANUFACTURED FROM PAPER, STOCK NO. 5330-233-5846)	72582	5165221		1			*	51	17
X2D		HOUSING, WEIGHT	72582	5165783		1			*	51	9
X2D	2990-692-4159	PLUG, GOVERNOR WEIGHT HOUSING	72582	5183268		1			*	51	18
X2D		SLEEVE	72582	5154502		1			*	51	19
09X2D	5310-532-8015	WASHER, KEY: BEARING RETAINER SCREW	72582	5150897		1			*	51	15

SOURCE CODES	FEDERAL STOCK NUMBER	DESCRIPTION	MANUFACTURER'S CODE	MANUFACTURER'S PART NO.	UNIT OF ISSUE	QTY INCORPORATED IN UNIT	GUIDE QUANTITIES PER 100 EQUIPMENTS: FIELD MAINTENANCE 15-DAY LEVEL 3RD ECH	GUIDE QUANTITIES PER 100 EQUIPMENTS: FIELD MAINTENANCE 15-DAY LEVEL 4TH ECH	GUIDE QUANTITIES PER 100 EQUIPMENTS: DEPOT MAINT 5TH ECH	ILLUSTRATIONS: FIGURE NO.	ILLUSTRATIONS: ITEM NO.
X2D		HOUSING ASSEMBLY, GOVERNOR CONTROL	72582	5158904		1			*		
09X2D	3110-120-3084	BEARING, ROLLER, NEEDLE: OPERATING SHAFT LOWER	72582	148402		1			*	52	5
09X2D	5340-014-2583	CLIP, RETAINING: GOVERNOR LIMIT SPRING	72582	142583		1			*	50	33
X2D		HOUSING	72582	5153166		1			*	52	16
X2D	2990-363-8094	LEVER, CONTROL: GOVERNOR DIFFERENTIAL	72582	5150394		1			*	52	8
X2D	5315-363-8099	PIN, SHOULDER, HEADLESS: DIFFERENTIAL LEVER	72582	5150894		1			*	52	27
09X2D	5340-229-9291	PLUG, EXPANSION: HOUSING	72582	103892		1			*	52	21
09X2D	5305-013-2833	SCREW, MACHINE: OPERATING SHAFT BEARING	72582	113903		1			*	52	26
X2D	2990-126-9646	SHAFT, CONTROL: OPERATING	72582	5158820		1			*		
X2D	2990-149-1803	FORK, CONTROL SHAFT: GOVERNOR	72582	5185605		1			*	52	19
09X2D	5305-013-9013	SETSCREW: GOVERNOR FORK	72582	139013		1			*	52	20
X2D	2990-363-8112	SHAFT ASSEMBLY, GOVERNOR CONTROL	72582	5154438		1			*		
09X2D	3110-117-0573	BEARING, BALL, ANNULAR: OPERATING SHAFT	72582	5150949		1			*	52	12
X2D	2815-354-1213	BELL, CRANK: CONTROL SHAFT	72582	5154422		1			*	52	11
09X2D	5310-011-4492	NUT, PLAIN, HEXAGON: ADJUSTING SCREW	72582	122161		1			*	52	10
X2D		SCREW: LEVER ADJUSTING	72582	517693		1			*	52	9
X2D	5315-363-8100	PIN, SHOULDER, HEADLESS: GOVERNOR CONTROL SHAFT	72582	5150943		1			*		
X2D	5305-276-8024	SETSCREW: CAP ADJUSTING	72582	5150898		1			*		
X2D	2990-600-6713	SHAFT, DRIVE, GOVERNOR	72582	5154435		1			*	52	14
X2D	5310-270-2153	WASHER, FLAT: UPPER SHAFT BEARING	72582	5159080		1			*	52	13
X2D	5310-262-5429	WASHER, FLAT: DIFFERENTIAL LEVER	72582	5150941		1			*	50	34
09X2D	5310-012-0391	WASHER, FLAT: OPERATING SHAFT BEARING SCREW	72582	120391		1			*	52	24
09X2D	5310-011-5545	WASHER, LOCK: OPERATING SHAFT BEARING SCREW	72582	115545		1			*	52	25
X2D		HOUSING ASSEMBLY, VARIABLE SPEED SPRING	72582	5172556		1			*		
X2D		HOUSING	72582	5172552		1			*	53	13
X2D	5315-010-3904	KEY, WOODRUFF: LEVER, SPEED SPRING	72582	103904		1			*	50	26
X2D	2990-354-1393	LEVER, VARIABLE SPEED SPRING: GOVERNOR	72582	5176629		1			*	53	7
09X2D	5310-017-7573	NUT, PLAIN, HEXAGON: IDLE SPEED ADJUSTING BOLT	72582	123390		1			*	53	14
X2D	5330-363-8097	WASHER, NONMETALLIC: VARIABLE SPEED LEVER	72582	5153007		2			*	50	19
X2D	5315-251-9987	PIN, STRAIGHT, HEADLESS: WEIGHT HOUSING TO CONTROL HOUSING	72582	5150942		2			*	53	17
09X2D	5340-229-9291	PLUG, EXPANSION: HOUSING	72582	103892		1			*	52	15
X2D	4730-142-1888	PLUG PIPE: HOUSING (GE)	72582	5167552		1			*	53	8
X2D	2990-424-4024	PLUNGER, SPRING, VARIABLE SPEED	72582	5152938		1			*	53	11
X2D	2815-424-4025	RETAINER SPRING, GOVERNOR	72582	5152941		1			*	52	23
09X2D	5305-019-0910	SCREW, CAP, HEXAGON HEAD: COVER, GOVERNOR WEIGHT	72582	190910		4			*	53	6
X2D	5305-206-0857	SCREW, CAP, HEXAGON HEAD: IDLER SPEED ADJUSTING SCREW	72582	5179613		1			*	51	13
09X2D	5305-042-2426	SCREW, MACHINE: GOVERNOR HOUSING	72582	107274		1			*	53	15
X2D	2990-354-1405	SCREW, ASSEMBLY, BUFFER GOVERNOR	72582	5177083		1			*		
09X2D	5305-208-0152	SET SCREW: LEVER ASSEMBLY	72582	223065		1			*	52	17
X2D	2815-354-1299	SHAFT, STRAIGHT: SPRING LEVER	72582	5173964		1			*	53	12
09X2D	5340-597-7349	SHIM: VARIABLE SPEED SPRING (AS REQUIRED)	72582	5152962		1			*	53	10
X2D	2990-597-8941	SPRING, HELICAL, COMPRESSION: VARIABLE SPEED	72582	5152940		1			*	53	4
X2D	2815-363-8114	STOP, GOVERNOR	72582	5171784		1			*	53	3
X2D		STOP, VARIABLE SPEED SPRING RETAINER	72582	5174430		1			*	53	2
09X2D	5310-187-8636	WASHER, FLAT: SPRING LEVER	72582	5152932		1			*		
X2D	5310-270-2150	WASHER, FLAT: VARIABLE SPEED SPRING (AS REQUIRED)	72582	5153904					*	53	16
X2D	5310-010-3319	WASHER, LOCK: GOVERNOR WEIGHT HOUSING COVER SCREW	72582	103319		4			*	53	5
X2D	5310-010-3320	WASHER, LOCK: HOUSING MACHINE SCREW	72582	103320		2			*	51	12
09XEF	5310-012-4925	NUT, PLAIN, HEXAGON: BUFFER SCREW	72582	122236		1	*	*	*	50	17
09X20	5305-017-9795	SCREW, CAP, HEXAGON HEAD: GOVERNOR HOUSING	72582	443603		2	*	*	*	52	18
09X20	5310-582-5977	WASHER, FLAT: GOVERNOR MTG				6	*	*	*		
X20	2815-541-1560	BALL JOINT: GOVERNOR CONTROL ADJUSTABLE	72582	109408		1	*	*	*	50	7
X20	5310-010-3319	WASHER, LOCK: GOVERNOR TO CYLINDER HEAD	72582	103319		2	*	*	*		
X20	2990-861-6887	BOLT, GOVERNOR CONTROL	72582	5169258		1	*	*	*		
X20		BOLT, MACHINE: BOOSTER SUPPORT	72582	5171045		1	*	*	*	50	25
X20		BRACKET, THROTTLE BOOSTER SPRING	72582	5172501		1	*	*	*	50	13
X20		CLIP, RETRACTING SPRING	72582	5169235		1	*	*	*	50	18
X20	3040-294-7795	COLLAR, SHAFT	72582	5164320		1	*	*	*		
09X20	5306-367-7311	BOLT, EYE, THROTTLE BOOSTER ADJUSTING	72582	5172502		1	*	*	*	50	11
X20		LEVER, GOVERNOR CONTROL	72582	5172504		1	*	*	*	50	22
X20	2815-363-8131	LEVER, CROSS-SHAFT THROTTLE	72582	5164318		2	*	*	*		
X20	2910-592-9599	LINK, CONNECTING, THROTTLE	72582	5172654		1	*	*	*		
X20		NUT, BOOSTER SUPPORT	72582	5186749		1	*	*	*	50	23

	FEDERAL STOCK NUMBER	DESCRIPTION	MANUFACTURER'S CODE	MANUFACTURER'S PART NO.	UNIT OF ISSUE	QTY INCORPORATED IN UNIT	FIELD MAINTENANCE 15-DAY LEVEL 2ND ECH	FIELD MAINTENANCE 15-DAY LEVEL 4TH ECH	DEPOT MAINT 5TH ECH	ILLUSTRATIONS FIGURE NO	ILLUSTRATIONS ITEM NO
09X20	5310-584-5005	NUT PLAIN HEXAGON: THROTTLE BOOSTER ADJUSTING	72582	123179		2	*	*	*	50	12
09X20	5310-011-4493	NUT, PLAIN, HEXAGON: THROTTLE CONTROL ROD	72582	122193		3	*	*	*		
09X20	5310-011-0813	NUT, PLAIN, HEXAGON	72582	121920		1	*	*	*		
X20		BRACKET, GOVERNOR CABLE	23926	D37312		1	*	*	*		
X20		ROD ASSEMBLY, GOVERNOR	23926	SAD37310		1	*	*	*		
X20	5305-017-9835	SCREW, CAP, HEXAGON HEAD: BRACKET THROTTLE BOOSTER SPRING	72582	179835		2	*	*	*	50	15
X20	5305-017-9797	SCREW, CAP, HEXAGON HEAD: BRACKET THROTTLE BOOSTER SPRING	72582	186647		1	*	*	*		
09X20	5305-017-9715	SCREW, CAP, HEXAGON HEAD: THROTTLE LEVER	72582	443603		1	*	*	*	50	20
09X20	5305-013-9009	SETSCREW: COLLAR, THROTTLE CONTROL CROSS-SHAFT	72582	139009		1	*	*	*		
X20		SHAFT CROSS, GOVERNOR CONTROL	23926	D37141		1	*	*	*		
X20		SHAFT, THROTTLE CONTROL	72582	5174123		1	*	*	*		
X20	3040-367-7319	SHAFT, THROTTLE CONTROL CROSS	72582	3290823		1	*	*	*		
P10	2990-265-2025	SPRING, HELICAL, EXTENSION: GOVERNOR LEVER RETRACTING	72582	5169253		1	*	*	10	50	32
P10	2990-428-9709	SPRING, HELICAL, EXTENSION: THROTTLE BOOSTER	72582	5172499		1	*	*	10	50	10
X20	5310-261-7340	WASHER, LOCK: GOVERNOR CONTROL SHAFT	72582	103321		1	*	*	*	50	14
X20	5310-582-5965	WASHER, LOCK: GOVERNOR CONTROL LEVER				3	*	*	*	50	21
X20	5310-010-3320	WASHER, LOCK: THROTTLE SHAFT LEVER	72582	103320		2	*	*	*		
		0309 - FUEL FILTERS									
X20	2910-377-8945	FILTER, FLUID, PRESSURE	72582	5179109		1	*	*	*		
X20		BODY: FUEL FILTER	72582	5192914		1	*	*	*	54	5
X1		COVER, FUEL FILTER	72582	5179109-1		1				54	4
X20	4820-276-9040	COCK, DRAIN	72582	141615		1	*	*	*	54	6
P O	2910-287-5473	FILTER ELEMENT, FLUID, PRESSURE	72582	5178982		1	30	*	100	54	7
P O	5330-254-5674	WASHER, NONMETALLIC: FILTER SHELL	72582	5192801		1	SEE GRP 9901			54	8
P O	5330-285-3825	GASKET: FUEL FILTER	72582	5192912		1	SEE GRP 9901			54	3
X20	5310-608-1536	NUT, SLEEVE: FUEL STRAINER COVER	72582	5192913		1	*	*	*	54	1
X20	4730-288-8572	PLUG, PIPE (GE)	72582	103878		1	*	*	*	54	2
X20		FILTER, FLUID, PRESSURE	72582	5182041		1	*	*	*		
X1		COVER, FUEL STRAINER	72582	5182041-3E		1				54	13
55X20	4820-276-9040	COCK, DRAIN	72582	121615		1	*	*	*	54	6
P O	2910-374-4926	FILTER ELEMENT, FUEL	72582	5192854		1	30	*	100	54	10
P O	5330-285-3825	GASKET: FUEL STRAINER	72582	32014		1	SEE GRP 9901			54	3
P O	5330-254-5674	WASHER, NONMETALLIC: FUEL STRAINER COVER	13800	31300		1	SEE GRP 9901			54	8
X20	5310-608-1536	NUT, SLEEVE: FUEL STRAINER COVER	72582	5192913		1	*	*	*	54	1
X20	4730-288-8572	PLUG, PIPE: STRAINER ASSEMBLY (GE)	72582	103878		1	*	*	*	54	2
X20	2910-343-3421	SHELL, FUEL STRAINER	72582	5192916		1	*	*	*	54	9
09X20	5305-577-5462	SCREW, CAP, HEXAGON HEAD: MTG BRACKET	72582	179839		2	*	*	*	54	12
X20	5305-018-1370	SCREW, CAP, HEXAGON HEAD: FUEL STRAINER MTG	72582	181370		2	*	*	*		
09X20	5310-261-7340	WASHER, LOCK: MTG SCREW	72582	103321		4	*	*	*	54	11
		0310 - ENGINE STARTING AIDS									
X20	2815-371-5368	WINTERIZATION KIT, STARTING AID: CONTROL CABINET	72582	5193474		1	*	*	*		
P10	2910-392-5333	DISPENSER ASSEMBLY, PRIMING FUEL	72582	5186071		1	*	*	5	55	1
X20	2910-860-2294	STRAINER AND PLUG ASSEMBLY	72582	5192816		1	*	*	*		
09X20	5305-011-3952	SCREW, MACHINE: STRAINER AND PLUG ASSEMBLY	72582	142858		1	*	*	*	55	3
X1		STRAINER	72582	5192818		1				55	4
X1		PLUG, MACHINE THREAD	72582	5192817		1				55	5
P10	5330-251-4091	WASHER, NONMETALLIC: STARTING FLUID STRAINER ASSEMBLY	72582	5192819		1	*	*	100	55	2
X20	4730-391-3778	ELBOW, PIPE TO TUBE	72582	140303		1	*	*	*	55	19
X20		ELBOW, TUBE: STARTING AID PUMP TO NOZZLE	72582	140323		2	*	*	*	55	10
X20	2990-505-6064	NOZZLE, ASSEMBLY, OIL DISPENSING	72582	2185536		1	*	*	*	55	6
X20	4730-289-0191	NUT, TUBE COUPLING	72582	121220		3	*	*	*	55	8
P10	2990-363-7471	PUMP ASSEMBLY, AIR HEATER: PRIMER	72582	5230535		1	*	*	5		
X20	4730-288-9915	ADAPTER, STRAIGHT, PIPE TO TUBE (GE)	72582	5153315		1	*	*	*	55	11
X1		BODY PUMP AIR HEATER PUMP	72582	5230539		1				55	13
09X2F	5355-284-6200	KNOB: PLUNGER	72582	5152674		1	*	*	*	55	18
09X2F	5310-012-2366	NUT, PLAIN, HEXAGON	72582	122366		1	*	*	*	55	14
X2F		NUT, PUMP BODY	72582	5152281		1	*	*	*	55	17
P1F	2990-363-7462	PISTON, PRIMER PUMP: AIR HEATER	72582	5151907		2	*	*	5	55	16
P F	2990-740-9969	SEAL ASSEMBLY: AIR HEATER PUMP	72582	5230543		2	2	*	200	55	15
X2F	5305-264-5924	SETSCREW: PUMP PLUNGER	72582	5151908		1	*	*	*		
P1F	4820-289-0658	VALVE, CHECK: PUMP INLET	72582	5153357		1	*	*	5	55	12
X2F	5310-363-7463	WASHER, FLAT: AIR HEATER PUMP	72582	5151909		1	*	*	*		
P1F	5330-290-1620	WASHER, NONMETALLIC: PUMP OUTLET	72582	5151910		1	*	*	100		
X20	4730-423-5519	SLEEVE, COMPRESSION, TUBE-HOSE FITTING: STARTING AID TUBE	72582	121322		3	*	*	*	55	9

SOURCE CODES	FEDERAL STOCK NUMBER	DESCRIPTION	MANUFACTURER'S CODE	MANUFACTURER'S PART NO.	UNIT OF ISSUE	QTY INCORPORATED IN UNIT	GUIDE QUANTITIES PER 100 EQUIPMENTS: FIELD MAINTENANCE 10-DAY LEVEL 3RD ECH	GUIDE QUANTITIES PER 100 EQUIPMENTS: FIELD MAINTENANCE 10-DAY LEVEL 4TH ECH	GUIDE QUANTITIES PER 100 EQUIPMENTS: DEPOT MAINT 5TH ECH	ILLUSTRATIONS: FIGURE	ILLUSTRATIONS: ITEM
M O		TUBE, COPPER: PUMP TO NOZZLE	72582	5174649		2				55	7
P O	4710-277-7581	MANUFACTURE FROM: TUBE, COPPER (7 IN. REQUIRED FOR EACH TUBE)			FT		SEE GRP 9501				
		0312 - THROTTLE OR CHOKE CONTROLS									
X2F		ARM, LEVER, LOAD ADJUSTING	72582	2090519		1	*	*	*		
X2F	2910-363-8120	BRACKET, CONTROL TUBE	72582	5161677		2	*	*	*		
09X2F	5340-014-2583	CLIP, RETAINING: SPRING	72582	142583		1	*	*	*		
X2F	2815-363-8121	LEVER, INJECTOR CONTROL: W/SCREWS	72582	5150260		4	*	*	*		
X20	2815-528-4966	CONNECTING LINK, RIGID: GOVERNOR CONTROL	72582	5150990		1	*	*	*		
09X2F	5310-050-3379	NUT, SELF-LOCKING, HEXAGON	72582	214279		1	*	*	*	50	24
09X2F	5315-011-2726	PIN, COTTER: INJECTOR CONTROL TUBE LINK PIN	72582	103361		2	*	*	*		
09X2F	5315-014-2486	PIN, GROOVED, HEADLESS: INJECTOR CONTROL TUBE LEVER	72582	142486		1	*	*	*		
X2F	5315-251-9754	PIN, SHOULDER, HEADLESS: INJECTOR CONTROL TUBE END	72582	5150259		1	*	*	*		
X2F	5315-251-9989	PIN, STRAIGHT, HEADLESS: INJECTOR CONTROL TUBE LINK	72582	5150265		1	*	*	*		
X2F		PLATE, ADJUSTING LEVER	72582	5178816		1	*	*	*		
X20	5305-017-9797	SCREW, CAP, HEXAGON HEAD: GOVERNOR CONTROL LEVER	72582	186647		3	*	*	*		
X2F	5305-018-6630	SCREW, CAP, HEXAGON HEAD: INJECTOR CONTROL TUBE BRACKET	72582	186630		4	*	*	*		
X2F		SCREW MACHINE	72582	5178817		1	*	*	*		
P1F	2910-201-1962	SPRING, HELICAL, TORSION: INJECTOR CONTROL TUBE, DIESEL ENGINE	72582	5150994		1	*	*	10		
X2F	2910-119-2951	TUBE, AND LEVER CONTROL: W/PINS	72582	5150584		1	*	*	*		
X2F	5310-262-5429	WASHER, FLAT: SWIVEL PIN	72582	5150941		1	*	*	*		
X2F	5310-010-3319	WASHER, LOCK	72582	103319		9	*	*	*		
P10	2990-273-7139	CONTROL ASSEMBLY, PUSH-PULL: AIR INLET HOUSING CONTROL	72582	1990666		1	*	*	10	47	13
		GROUP 04 - EXHAUST SYSTEM									
		0401 - MUFFLER AND PIPES									
X20	4730-246-9224	ELBOW, PIPE: EXHAUST PIPE	23926	D37145		1	*	*	*		
P O	2815-819-3049	GASKET: OUTLET MANIFOLD	72582	5167181		1	5	*	100	44	3
P10	2990-214-2735	MUFFLER, EXHAUST	23926	H37006		1	*	*	10	69	2
X20	4730-252-7163	NIPPLE, PIPE: EXHAUST PIPE (GE)	23926	D37153		1	*	*	*		
09X20	5310-011-4544	NUT, PLAIN, HEXAGON: OUTLET MANIFOLD STUD	72582	114544		4	*	*	*	44	1
09X20	5310-595-9646	NUT, SELF-LOCKING, BARREL	23926	M73		1	*	*	*		
09X20	5305-017-9845	SCREW, CAP, HEXAGON HEAD	23926	M265		1	*	*	*		
X20		SUPPORT, MUFFLER	23926	SAD37162		1	*	*	*	69	5
09X20	5310-010-3322	WASHER, LOCK: OUTLET MANIFOLD STUD	72582	103322		4	*	*	*	44	2
		GROUP 05 - COOLING SYSTEM									
		0501 - RADIATOR									
P O	2930-097-2820	CAP, RADIATOR	72582	850802		1	2	*	3	56	4
P O	5330-252-3307	WASHER, NONMETALLIC: RADIATOR CAP	70040	846732		1	2	*	25	57	5
X20		COVER AND HINGE ASSEMBLY	72582	5195080		1	*	*	*		
M O		HOSE, RUBBER: RADIATOR OVERFLOW	72582	5169383		1					
P O	4720-278-4870	MANUFACTURE FROM: HOSE, RUBBER (8 IN. REQUIRED)			FT		SEE GRP				
P10	2930-367-7375	RADIATOR, ENGINE COOLANT	72582	3118864		1	*	*	5	57	4
X20		ROD, TIE, RADIATOR TO REAR PANEL	23926	D37142		2	*	*	*		
09X20	5306-577-5458	BOLT, MACHINE: RADIATOR	72582	186629		10	*	*	*	57	8
55X20	2930-367-7376	SHELL ASSEMBLY, RADIATOR	72582	5192418		1	*	*	*	57	7
09X20	5310-616-3023	WASHER, FLAT: RADIATOR BOLT	72582	120393		10	*	*	*	57	10
X20	5310-010-3320	WASHER, LOCK: RADIATOR BOLT	72582	103320		10	*	*	*	57	9
09X20	5305-017-9843	SCREW, CAP, HEXAGON HEAD: RADIATOR INNER SHELL TO OUTER SHELL	72582	10036		4	*	*	*	57	6
		0502 - SHROUD									
X20	2930-367-7383	GUARD, FAN: LH	72582	5173705		1	*	*	*		
X20		GUARD, FAN: RH	72582	5173706		1	*	*	*	57	2
X20	5310-208-3472	NUT, SHEET, SPRING: FAN SHROUD SCREW	72582	5170058		12	*	*	*		
09X20	5305-014-9501	SCREW, TAPPING, THREAD FORMING: FAN SHROUD	72582	149501		12	*	*	*	57	1
X20	2930-367-7393	SHROUD, FAN	72582	5170973		1	*	*	*	57	3

CODES	FEDERAL STOCK NUMBER	DESCRIPTION	MANUFACTURER'S CODE	MANUFACTURER'S PART NO.	UNIT OF ISSUE	QTY INCORPORATED IN UNIT	FIELD MAINTENANCE 15-DAY LEVEL 3RD ECH	FIELD MAINTENANCE 15-DAY LEVEL 4TH ECH	DEPOT MAINT 5TH ECH	ILLUSTRATIONS FIGURE NO.	ILLUSTRATIONS ITEM NO.
		0503 - LINES AND FITTINGS, HOSES, PIPES, CLAMPS									
X20	2930-797-8376	ADAPTER, RADIATOR INLET (USED ON ENGINE, SERIAL NO. 4A-11339 THRU 4A-31253)	72582	5182811		1	*	*	*	56	1
X20	2815-650-0993	CONNECTOR, COOLER HOSE	72582	5188383		1	*	*	*		
09X20	5306-577-5461	BOLT, MACHINE: CLIP, WATER BYPASS TUBE	72582	179828		4	*	*	*		
X20	4730-277-5816	CLAMP, HOSE: RADIATOR INLET (GE)	72582	111622		4	*	*	*	56	3
X20	4730-348-5965	CLAMP, HOSE: WATER OUTLET (GE)	72582	111625		6	*	*	*	58	5
X20	4730-289-5910	CLAMP, HOSE: WATER PUMP INLET SEAL (GE)	72582	111626		4	*	*	*	58	21
X20	5340-286-1869	CLAMP, LOOP: WATER BYPASS TUBE	72582	5157702		1	*	*	*	60	15
X20	2815-428-9712	ELBOW, WATER OUTLET, MANIFOLD	72582	5186260		1	*	*	*	58	19
M O		HOSE, RUBBER: RADIATOR INLET	72582	5170738		2				56	2
		MANUFACTURE FROM:									
P O	4720-235-4117	HOSE, RUBBER (3-1/4 IN. REQUIRED FOR EACH HOSE)			FT		SEE GRP 9501				
M O	2930-367-7377	HOSE, RADIATOR INLET	72582	5187231		2				60	4
		MANUFACTURE FROM:									
P O	4720-235-4117	HOSE, RUBBER (3-1/4 IN. REQUIRED FOR EACH HOSE)			FT		SEE GRP 9501				
M O		HOSE, RUBBER: RADIATOR OUTLET	72582	5163815		2				56	6
		MANUFACTURE FROM:									
09P O	4720-235-4119	HOSE, RUBBER (4-1/2 IN. REQUIRED FOR EACH HOSE)			FT		SEE GRP 9501				
O		HOSE, WATER BYPASS LINE	72582	5177217		1				60	11
		MANUFACTURE FROM:									
P O	2720-235-4125	HOSE, RUBBER (3-1/2 IN. REQUIRED)			FT		SEE GRP 9501				
M O		HOSE, WATER PUMP SEAL	72582	5177217		1					
		MANUFACTURE FROM:									
P O	4720-235-4125	HOSE, RUBBER (3-1/2 IN. REQUIRED)			FT		SEE GRP 9501				
55P10	2930-099-1058	LINE, WATER: BYPASS	72582	5186203		1	*	*	10		
P O	2930-354-1235	PACKING, PREFORMED: WATER PUMP INLET	72582	5159457		1	2	*	100	58	20
55X20	2930-367-7377	TUBE, RADIATOR INLET (USED ON ENGINE, SERIAL NO. THRU 4A-11338 AND 4A-31254 AND UP)	72582	5170737		1	*	*	*	56	1
X20	4730-288-8572	PLUG, PIPE: FILTER CASE (GE)	72582	103878		1	*	*	*		
09X20	5305-017-9846	SCREW, CAP, HEXAGON HEAD: CLIP WATER BYPASS TUBE	72582	179846		1	*	*	*		
X20	5305-017-9841	SCREW, CAP, HEXAGON HEAD: OIL COOLER RADIATOR OUTLET	72582	186622		2	*	*	*		
X20	5340-547-1552	SPACER, SLEEVE: WATER BYPASS TUBE	72582	5160425		1	SEE GRP 9501				
X20	2910-795-0213	ADAPTER, RADIATOR OUTLET	72582	5170684		1	*	*	*	56	5
55X20	4820-276-9040	COCK, DRAIN	79470	145		1	*	*	*	56	7
X20	5310-010-3320	WASHER, LOCK	72582	103320		4	*	*	*		
09X20	5310-261-73400	WASHER, LOCK	72582	103321		6	*	*	*		
		0504 - WATER PUMP									
09X20	5306-017-9819	BOLT, MACHINE: WATER PUMP	72582	179819		2	*	*	*	58	6
X20	5306-354-1274	BOLT, ASSEMBLED WASHER: WATER PUMP	72582	5171159		3	*	*	*	58	23
09X20	2930-795-0214	ADAPTER, WATER PUMP	72582	5175683		1	*	*	*		
X2F	2930-354-1474	COUPLING HALF, SHAFT: WATER PUMP DRIVE	72582	5179605		1	SEE GRP 9501				
X20	2930-318-5935	COVER, WATER PUMP	72582	5175678		1	*	*	*	58	16
09X20	5310-012-0367	NUT, PLAIN, HEXAGON: FLANGE MTG SCREW	72582	121902		4	*	*	*	58	18
P F	2930-025-6744	PARTS KIT, ENGINE WATER PUMP (INCLUDES COMPONENTS OF PARTS KIT, STOCK NO. 2930-025-6743)	72582	5193606		1	2	*	25		
X1	2930-364-3548	COUPLING, DEFLECTOR PUMP	72582	5114011		1				58	1
X1	2930-314-7473	IMPELLER, WATER PUMP	72582	5186569		1				58	14
X1	2930-345-9111	SHAFT, WATER PUMP	72582	5186493		1				58	2
M O		GASKET: WATER PUMP MTG (COMPONENT OF PARTS KIT, STOCK NO. 2930-025-6743)	72582	5150193		1				58	3
		MANUFACTURE FROM:									
09P O	5330-233-5846	PAPER, GASKET (5 IN. X 5 IN. REQUIRED)			YD		SEE GRP 9501				
P O	2930-025-6743	PARTS KIT, ENGINE WATER PUMP				1	2	*	25		
X1	2930-212-6332	GASKET: PUMP COVER	72582	5150188		1				58	10
X1		INSERT	72582	5186572		1				58	12
X1	2930-141-7805	PACKING, PREFORMED: WATER PUMP OUTLET (COMPONENT OF GASKET SETS, STOCK NO. 2815-428-9723 AND 2815-379-4327, SEE GROUP 0100)	72582	5150191		1				58	9
09X1	5315-044-3022	PIN, GROOVED, HEADLESS: IMPELLER	72582	5118468		1				58	15
X1	3810-613-0872	SEAL ASSEMBLY, WATER PUMP	72582	5186571		1				58	11
X1		SPRING	72582	5186570		1				58	13
55P O	2930-097-2479	PUMP ASSEMBLY, WATER (INCLUDES COMPONENTS OF PARTS KITS, STOCK NO. 2930-025-6744 AND 2930-025-6743)	72582	5186576		1	2	*	25		

SOURCE CODES	FEDERAL STOCK NUMBER	DESCRIPTION	MANUFACTURER'S CODE	MANUFACTURER'S PART NO.	UNIT OF ISSUE	QTY INCORPORATED IN UNIT	GUIDE QUANTITIES PER 100 EQUIPMENTS: FIELD MAINTENANCE 15-DAY LEVEL 3RD ECH	FIELD MAINTENANCE 15-DAY LEVEL 4TH ECH	DEPOT MAINT 5TH ECH	ILLUSTRATIONS: FIGURE NO.	ILLUSTRATIONS: ITEM NO.
X1		BODY ASSEMBLY, PUMP	72582	5186574		1				58	4
X1	5307-206-1424	STUD, PLAIN: WATER PUMP BODY	72582	5150182		4				58	5
55X1	4820-276-9040	COCK, DRAIN	72582	141615		1				58	32
X1	2930-294-4604	SLINGER, WATER PUMP SHAFT	72582	5189041		1					
X20	2930-774-4098	RETAINER, PACKING: WATER PUMP	72582	5173730		1	*	*	*	58	8
09X20	5305-274-2649	SCREW, CAP, SOCKET HEAD: WATER PUMP (USED ON ENGINE, SERIAL NO. 4A-6269 AND UP)	72582	138234		1	*	*	*		
09X20	5305-013-8714	SET SCREW: WATER PUMP (USED ON ENGINE, SERIAL NO. THRU 471-24720)	72582	138714		1	*	*	*		
X20	5310-010-3319	WASHER, LOCK: WATER PUMP	72582	103319		4	*	*	*	58	17
X20	5310-010-3320	WASHER, LOCK: RETAINER MTG	72582	103320		2	*	*	*	58	7
		0505 - FAN ASSEMBLY									
P 0	3030-528-6960	BELTS, V, MATCHED SET: CRANKSHAFT, PULLEY DRIVE	72582	5184494		1	2	*	50	31	4
09P1F	3110-156-3564	BEARING, BALL, ANNULAR: FAN SHAFT INNER	43334	87506		1	*	*	10	59	8
P1F	3110-155-7415	BEARING, ROLLER, CYLINDRICAL: FAN SHAFT, OUTER	72582	7450079		1	*	*	10	59	4
09X20	5306-018-1610	BOLT, MACHINE: FAN MTG	72582	100015		6	*	*	*	59	22
X20	2930-317-6564	BRACKET, COOLING, FANSHAFT	72582	5176202		1	*	*	*	59	18
X20	2930-354-1287	CAP, FAN HUB	72582	5172852		1	*	*	*	59	2
X2F	2930-314-3566	CAP AND SPACER ASSEMBLY, FAN HUB	72582	5176206		1	*	*	*		
X20	2930-354-1296	FAN, ENGINE COOLING: BLOWER	72582	5173430		1	*	*	*	59	1
09X20	5310-012-0368	NUT, PLAIN, HEXAGON: FAN ATTACHING BOLT	72582	121917		6	*	*	*	59	11
X20	4730-288-8571	PLUG, PIPE: PULLEY (GE)	72582	103877		1	*	*	*	59	5
X2F	2930-305-9612	PULLEY, GROOVE: FAN	72582	5176078		1	*	*	*	59	6
X2F	6115-604-8001	PULLEY AND HUB ASSEMBLY, FAN	72582	5174537		1	*	*	*		
P1F	5340-281-6631	RING, RETAINING: FAN BEARING, OUTER	72582	5176905		1	*	*	10	59	9
P1F	5340-282-5588	RING, RETAINING: FAN BEARING, INNER	72582	5176211		1	*	*	10	59	3
P1F	5340-282-0759	RING, RETAINING: SWIVEL ADJUSTING	72582	5176212		1	*	*	10	59	17
09X20	5305-582-9602	SCREW, CAP, HEXAGON HEAD: BRACKET, FAN SHAFT	72582	186646		2	*	*	*	59	21
09X20	5305-637-9434	SCREW, CAP, HEXAGON HEAD: BRACKET, FAN	72582	100173		2	*	*	*	59	14
09X20	5306-268-5936	BOLT, MACHINE: BRACKET	72582	271559		1	*	*	*	59	16
09X20	5306-268-5936	BOLT, MACHINE: FAN BRACKET	72582	179928		1	*	*	*	59	16
X2F	2930-354-1379	SHAFT, SHOULDERED: FAN	72582	5176208		1	*	*	*	59	7
X20	2930-367-7395	SUPPORT, COOLING FAN	72582	5176235		1	*	*	*	59	12
09X20	5310-197-3316	WASHER, FLAT: BRACKET CAPSCREW	72582	103343		2	*	*	*	59	19
09X20	5310-012-0898	WASHER, LOCK: BRACKET BOLT	72582	120898		2	*	*	*	59	13
09X20	5310-010-3325	WASHER, LOCK: BRACKET CAPSCREW	72582	103325		2	*	*	*	59	15
X20	5310-010-3320	WASHER, LOCK: FAN ATTACHING BOLT	72582	103320		6	*	*	*	59	10
X20	5310-010-3323	WASHER, LOCK: FAN BRACKET CAPSCREW	72582	103323		2	*	*	*	59	20
		0506 - WATER MANIFOLDS, HEADERS, THERMOSTATS AND HOUSING, GASKETS									
09X20	5306-577-5461	BOLT, MACHINE: WATER ELBOW OUTLET	72582	179828		4	*	*	*	60	1
55X20	4820-276-9040	COCK, DRAIN				2	*	*	*	60	3
X20		ELBOW, WATER OUTLET	72582	5177193		1	*	*	*	60	6
X1	5330-354-1259	GASKET: THERMOSTAT HOUSING (COMPONENT OF GASKET SETS, STOCK NO. 2815-428-9723 AND 2815-379-4327, SEE GROUP 0100)	72582	5167761		2				60	7
X1	2930-575-5841	GASKET: WATER BYPASS TUBE (COMPONENT OF GASKET SETS, STOCK NO. 2815-379-4302 AND 2815-428-9723, SEE GROUP 0100)	72582	5169478		2					
09X20	5310-010-3321	WASHER, LOCK				1	*	*	*	60	13
X1	2815-527-7709	GASKET: WATER OUTLET MANIFOLD (COMPONENT OF GASKET SETS, STOCK NO. 2815-363-8663, 2815-428-9723, 2815-379-4302 AND 2815-379-4327, SEE GROUP 0100) (CAN BE MANUFACTURED FROM PAPER, STOCK NO. 5330-233-5846)	72582	5150361		4				60	18
X20		HOUSING, THERMOSTAT	72582	5186760		1	*	*	*	60	10
X20	2930-354-1264	MANIFOLD, WATER OUTLET	72582	5169555		1	*	*	*	60	17
09X20	5310-265-9215	NUT, PLAIN, HEXAGON: MANIFOLD	72582	117049		8	*	*	*	60	20
X20	4730-278-3412	PLUG, PIPE: MANIFOLD (GE)	72582	103880		3	*	*	*	60	9
09X20	5305-576-6987	SCREW, CAP, HEXAGON HEAD				1	*	*	*	60	12
X20	5340-547-1552	SPACER, SLEEVE	72582	5160425		1	SEE GRP 9901			60	14
P10	5930-877-4834	SWITCH, THERMOSTATIC	81381	17100-0-200		1	*	*	100	60	16
P10	6620-377-3497	THERMOSTAT, FLOW CONTROL	72582	5172141		1	*	*	100	60	8
X20	5310-261-7340	WASHER, LOCK: MANIFOLD	72582	103321		8	*	*	*	60	19
X20	5310-010-3320	WASHER, LOCK: WATER ELBOW BOLT	72582	103320		4	*	*	*	60	2

	STOCK NUMBER		MANUFACTURER'S CODE	MANUFACTURER'S PART NO.	U/M	QTY INCORP	MAINTENANCE 19-DAY LEVEL 3RD ECH	MAINTENANCE 19-DAY LEVEL 4TH ECH	DEPOT MAINT 5TH ECH	FIGURE NO.	ITEM NO.
		GROUP 22 - MISCELLANEOUS BODY, CHASSIS OR HULL, AND ACCESSORY ITEMS									
		2210 - DATA PLATES									
X20		PLATE, NAME: RADIATOR (GENERAL MOTORS)	72582	5174098		1	*	*	*		
X20		PLATE, IDENTIFICATION: LUBRICATION	23926	D31992		4	*	*	*		
09X20	5305-227-1178	SCREW, TAPPING, THREAD CUTTING: RADIATOR NAMEPLATE	72582	162991		12	*	*	*		
		GROUP 47 - GAGES									
		4701 - INSTRUMENT, SPEED									
X20	6680-767-5574	ADAPTER, DRIVE CABLE	70040	1566827		1	*	*	*	61	8
X20	6680-346-3506	ADAPTER, TACHOMETER DRIVE COVER	72582	5155819		1	*	*	*	61	7
X20		BRACKET, TACHOMETER	23926	D37264		1	*	*	*		
X20		CLAMP, MOUNTING	70040	1535062		1	*	*	*		
M O		GASKET: TACHOMETER DRIVE ADAPTER MANUFACTURE FROM PAPER, GASKET: 6 IN. X 6 IN. REQUIRED	72582	5155816	YD	1		SEE GRP 9501		61	11
09P O	5330-233-5846	FITTING, LUBRICATION	72582	105526		1	*	*	*		
X20	4730-256-4307	NUT, PLAIN, HEXAGON: INSTRUMENT ATTACHING	72582	120614		2	*	*	*	61	9
09X20	5310-042-6903	SHAFT AND SLINGER, TACHOMETER DRIVE	72582	5168558		1	*	*	5	61	1
P10	6620-399-5547	STUD: TACHOMETER DRIVE COVER	72582	5155854		2	*	*	*	61	12
X20		TACHOMETER, MECHANICAL, FIXED MOUNTING	70040	1536865		1	*	*	5		
P10	6680-514-4019	WASHER, LOCK				2	*	*	*	61	10
09X20	5310-010-3323										
		GROUP 95 - GENERAL USE STANDARDIZED PARTS									
		9501 - BULK MATERIAL									
P O	4710-277-5526	TUBE, COPPER			FT		*	*	3		
09P O	5330-233-5846	PAPER, GASKET			YD		*	*	2		
P H	9505-198-9105	WIRE, STEEL, CARBON			RL			*	15		
P H	9505-198-9119	WIRE, STEEL, CARBON (GE)			FT			*	3		
P O	4710-277-5525	TUBE, COPPER			FT		*	*	5		
P O	4710-277-5526	TUBE, COPPER			FT		*	*	15		
P O	9505-596-1658	WIRE, STEEL, CARBON (GE)			CL		*	*	3		
P O	4710-277-5527	TUBE, COPPER			FT		*	*	35		
P O	4710-277-7581	TUBE, COPPER			FT		*	*	5		
P O	4720-278-4870	HOSE, RUBBER			FT		*	*	10		
09P O	4720-235-4117	HOSE, RUBBER			FT		*	*	20		
09P O	4720-235-4119	HOSE, RUBBER			FT		*	*	10		
P O	4720-235-4125	WIRE, ELECTRICAL			FT		*	*	10		
09P O	6145-284-0660	WIRE, ELECTRICAL			FT		*	*	15		
09P O	6145-635-7814										
		GROUP 99 - PARTS PECULIAR									
		9901 - PARTS PECULIAR WITH MORE THAN ONE APPLICATION									
X2F	2930-354-1474	COUPLING HALF, SHAFT				2	*	*	*		
X20	2815-354-1150	LEVER, VALVE				2	*	*	*		
P F	2815-560-9331	BEARING, SLEEVE				2	2	*	75		
P O	5330-254-5674	WASHER, NONMETALLIC				2	60	*	200		
P O	5330-285-3825	GASKET				2	3	*	200		
X20	5340-547-1552	SPACER, SLEEVE				2	*	*	*		

SOURCE CODES	FEDERAL STOCK NUMBER	DESCRIPTION	MANUFACTURER'S CODE	MANUFACTURER'S PART NO.	UNIT OF ISSUE	QTY INCORPORATED IN UNIT	GUIDE QUANTITIES PER 100 EQUIPMENTS: FIELD MAINTENANCE 15-DAY LEVEL 2ND ECH	FIELD MAINTENANCE 15-DAY LEVEL 4TH ECH	DEPOT MAINT 5TH ECH	ILLUSTRATIONS: FIGURE NO.	ILLUSTRATIONS: ITEM NO.
		SECTION II - PART III - REPAIR PARTS LIST									
		GROUP 01 - ENGINE									
		0100 - ENGINE ASSEMBLY									
X2FR		ENGINE, DIESEL (GENERAL MOTORS MODEL 6A1-420A1A12V)	81336	6A1-420A1A		1	*	*	2	26	1
		GROUP 06 - ELECTRICAL SYSTEM									
		0601 - GENERATOR									
09X20	5306-010-6325	BOLT, MACHINE: GENERATOR ADJUSTING STRAP	72582	186625		1	*	*	*	62	35
X20	2920-354-1261	BRACKET GENERATOR ADJUSTING	72582	5167980		1	*	*	*	62	36
09X20	5306-017-9819	BOLT, MACHINE: GENERATOR ATTACHING	72582	179819		2	*	*	*	62	14
X20		BRACKET, GENERATOR MOUNTING	72582	5167981		1	*	*	*	62	13
P O	3030-695-0563	BELT, V: GENERATOR DRIVE	72582	5184451		1	2	*	50	62	1
X20		BRACKET: GENERATOR ADJUSTING STRAP	72582	5178675		1	*	*	*	31	5
P OR	2920-640-7880	GENERATOR, ENGINE ACCESSORY: 12V, 20AMP (INCLUDES COMPONENTS OF REPAIR KIT, STOCK NO. 2920-536-5416)	16764	1102989		1	2	*	2	62	4
11X1	5977-360-4017	ARM, ELECTRICAL BRUSH	16764	1904365		2				63	10
X1	2920-354-0004	ARMATURE, GENERATOR	16764	1919323		1				63	11
X1	2920-538-0345	COVER, ELECTRICAL CONTACT BRUSH	16764	1915168		1				62	16
09X1	3110-151-8140	BEARING, BALL, ANNULAR: DRIVE END	16764	954378		1				63	17
X1	4730-174-4518	CUP, OIL, LUBRICATING: DRIVE END	24981	301		1				63	14
X1	2920-358-7261	END BELL, ELECTRICAL ROTATING EQUIPMENT (INCLUDES BUSHING, STOCK NO. 3120-509-8264)	16764	1905218		1				63	35
X1	4730-278-5754	CUP, OIL, LUBRICATING: COMMUTATOR END	16764	453355		1				63	33
X1	5315-521-4701	PIN, STRAIGHT, HEADLESS: COMMUTATOR END	16764	809062		1				63	34
X1		PLUG, OIL HOLE, COMMUTATOR END	16764	1911097		1				63	3
10X1	8305-141-5652	WICK, OIL, COMMUTATOR END	16764	804076		1				63	4
X1	6150-284-1369	END BELL, ELECTRICAL ROTATING EQUIPMENT	16764	1903862		1				63	13
X1	2920-353-9818	GASKET: PLATE, BALL BEARING RETAINER DRIVE END	16764	1914201		1				63	18
09X1	5330-233-5845	GASKET: PLATE, END COVER	16764	1914200		1				63	31
09X1	5315-012-4545	KEY, WOODRUFF: DRIVE END	16764	124545		1				62	29
X1	6150-279-6042	LEAD, ELECTRICAL	16764	1914186		2				63	23
X1	5310-222-7255	NUT, PLAIN, HEXAGON: DRIVE END	16764	1915172		1				62	33
09X1	5310-012-1743	NUT, PLAIN, HEXAGON: TERMINAL STUD	16764	115596		6				62	26
X1	5315-247-5448	PIN, STRAIGHT, HEADLESS: DRIVE END	16764	809593		1				63	27
X1		PLATE, COVER, COMMUTATOR END	16764	1914222		1				63	37
X1	2920-363-8255	PLATE, BALL BEARING, RETAINING: DRIVE END	16764	1910396		1				63	30
11X1	5977-353-9993	PLATE, BRUSHHOLDER	16764	1918906		1				63	19
X1		MAGNET POLE	16764	1915161		2				63	7
X1	5330-360-7724	RETAINER, PACKING: DRIVE END, GENERATOR	16764	819104		1				63	36
09X1	5305-013-2903	SCREW, MACHINE: ATTACHING, PLATE BALL BEARING RETAINER, DRIVE END	16764	1914580		3				63	16
09X1	5305-013-2688	SCREW, MACHINE: ATTACHING, LEAD BRUSH	16764	453460		3				63	21
09X1	5305-013-1387	SCREW, MACHINE: TOP OF FIELD FRAME	16764	132247		1				62	24
X1	5305-639-4356	SETSCREW: ATTACHING, PLATE, BRUSH	16764	1915177		3				62	28
X1	5305-275-6906	SETSCREW: ATTACHING, PLATE, END COVER, COMMUTATOR END	16764	1914581		3				63	6
X1	2920-288-3779	BEARING, SLEEVE: OUTSIDE, DRIVE END	16764	1914198		1				63	28
X1	5310-362-6765	WASHER, FLAT: TERMINAL STUD	16764	1914583		3				63	12
X1	5310-012-0217	WASHER, COCK: ATTACHING SCREW, BALL BEARING RETAINER PLATE, DRIVE END	16764	1914123		3				63	26
X1	5310-011-6118	WASHER, LOCK: ATTACHING SCREW, END COVER PLATE, COMMUTATOR END				3				63	20
09X1	5310-012-1744	WASHER, LOCK: TERMINAL STUD	16764	1914579		6				63	29
X1	5310-010-6495	WASHER, LOCK: ATTACHING SCREW, BRUSH LEAD	16764	1914578		2				62	25
X1	5310-045-3299	WASHER, LOCK: ATTACHING SCREW, BRUSH PLATE	16764	121841		3				62	23
X1	5310-187-8655	WASHER, LOCK: SHAFT NUT, DRIVE END	16764	1915265		1				63	5
X1	5306-374-4456	BOLT, THRU EXTERNALLY RELIEVED BODY	16764	1914755		2				62	32
X1	5310-012-0380	WASHER, LOCK: SCREW, TOP OF FIELD FRAME	16764	453294		1				63	1
X1	5310-012-0214	WASHER, LOCK: THRU BOLT	16764	453301		2				62	27
X1	5310-358-8117	WASHER, FLAT: BRUSH ARM	16764	1914741		2				63	2
X1	5115-353-9880	WINDING, GENERATOR FIELD	16764	1915158		1				63	8
11X1	5940-358-7537	TERMINAL, STUD	16764	1858749		1				63	39
X20	5310-012-0376	NUT, PLAIN, HEXAGON: GENERATOR	72582	123197		2	*	*	*	62	19
09X20	5310-655-9544	NUT, PLAIN, HEXAGON: GENERATOR	72582	117062		1	*	*	*	62	5

				MANUFACTURER'S				MAINTENANCE 16-DAY LEVEL		DEPOT MAINT		
			FEDERAL STOCK NUMBER	CODE	PART NO.			3RD ECH	4TH ECH	5TH ECH		
X20		6150-500-3876	FAN, ELECTRICAL ROTATING EQUIPMENT	16764	1866400		1	*	*	*	62	30
X20			PULLEY GROOVE	72582	5166765		1	*	*	*	62	31
P 0		2920-536-5416	REPAIR KIT, GENERATOR	16764	1939195		1	8	*	100		
09X1		3120-509-8264	BEARING, SLEEVE: COMMUTATOR END	16764	812823		1				63	32
11X1		5977-237-1589	BRUSH, ELECTRICAL CONTACT	16764	1904849		2				62	22
11X1		5970-325-6567	INSULATOR, BUSHING: TERMINAL STUD	16764	1885090		3				63	24
X1		2920-358-7312	INSULATOR, FIELD COIL	16764	1912073		2				63	38
X1		5305-428-6527	SCREW, MACHINE: POLE SHOE	16764	1913960		2				63	40
X1		2920-249-8291	SPRING, HELICAL, TORSION: BRUSH	16764	1905084		2				63	9
X1		5310-424-3750	WASHER, FLAT	16764	1914213		1				63	22
X1		5330-286-9125	WASHER, NONMETALLIC: DRIVE END	16764	809961		1				63	15
X1		5330-297-6082	WASHER, NONMETALLIC: TERMINAL STUD	16764	1914194		3				63	25
X20		5305-017-9841	SCREW, CAP, HEXAGON HEAD: GENERATOR STRAP MTG	72582	186622		1	*	*	*	62	2
09X20		5305-337-2588	SCREW, CAP, HEXAGON HEAD: GENERATOR STRAP MTG BRACKET				1	*	*	*	62	37
09X20		5305-012-2267	SCREW, CAP, HEXAGON HEAD: GENERATOR MTG BRACKET				2	*	*	*	62	20
X20			SPACER, TUBE	72582	5166786		1	*	*	*	62	17
09X20		5310-013-8485	WASHER, LOCK	72582	178532		1	*	*	*	62	34
09X20		5310-013-8619	WASHER, LOCK: ADJUSTING BRACKET SCREW				1	*	*	*	62	3
X20		5310-010-3320	WASHER, LOCK: GENERATOR MTG BOLT				2	*	*	*	62	18
X20		5310-010-3322	WASHER, LOCK: BRACKET TO BLOCK				1	*	*	*	62	38
09X20		5310-017-8581	WASHER, LOCK: GENERATOR MTG BRACKET				2	*	*	*	62	21
			0602 - GENERATOR REGULATOR									
P 0		2920-815-5545	LEAD, ELECTRICAL: GENERATOR TO REGULATOR	72582	5185542		2	2	*	50	62	15
X20			WIRE ASSEMBLY: GENERATOR TO REGULATOR	72582	5171669		1	*	*	25	62	10
P 0		2920-708-9393	REGULATOR, ENGINE GENERATOR	16764	1118700		1	3	*	10	62	12
09X20		5305-017-9862	SCREW, CAP, HEXAGON HEAD	72582	179862		2	*	*	*		
09X20		5305-014-8058	SCREW, MACHINE	72582	190741		4	*	*	*	62	6
X20		2815-211-8649	SPACER, SLEEVE: ADJUSTING BRACKET	72582	5163906		4	*	*	*		
X20		5310-655-7149	WASHER, FLAT	72582	103342		2	*	*	*		
X20		5310-013-8530	WASHER, LOCK	72582	138530		2	*	*	*		
09X20		5310-582-5965	WASHER, LOCK	72582	120380		4	*	*	*	62	8
09X20		5310-298-9270	NUT, PLAIN, HEXAGON: LEAD ATTACHING				1	*	*	*	62	11
09X20		5305-280-1948	SCREW, MACHINE: LEAD ATTACHING				1	*	*	*	62	9
09X20		5310-530-3330	WASHER, LOCK: REGULATOR MTG				4	*	*	*	62	7
			0603 - STARTER									
P 0		2920-536-5426	REPAIR KIT, STARTING MOTOR	16764	1939205		1	2	*	20		
X1		2920-358-6421	BEARING, SLEEVE: DRIVE END	16764	826462		1					
11X1		5977-237-1616	BRUSH, ELECTRICAL CONTACT	16764	38367		6				22	14
X1		5970-332-3769	INSULATOR, PLATE: FIELD COIL	16764	1913963		2					
11X1		5970-374-4448	INSULATOR, PLATE: TRIANGULAR, CRANKING MOTOR	16764	1913964		1					
X1		5305-428-6527	SCREW, MACHINE: POLE SHOE	16764	1913960		12					
X1		2920-201-1940	SPRING, HELICAL, TORSION: BRUSH	16764	1905146		6					
X1		5310-262-4826	WASHER, FLAT: SPACE, ARMATURE SHAFT, COMMUTATOR END	16764	1913969		1					
X1		5330-282-6085	WASHER, NONMETALLIC: FIELD TERMINAL STUD	16764	1913959		2					
X1		5330-292-0277	WASHER, NONMETALLIC: FIELD TERMINAL STUD	16764	1913958		3					
09X20		5305-514-7460	SCREW, CAP, HEXAGON HEAD: STARTER	72582	271558		3	*	*	*	22	4
P10		2920-796-6944	STARTER, ENGINE, ELECTRICAL (INCLUDES COMPONENTS OF REPAIR KIT, STOCK NO. 2920-536-5426)	16764	1109137		1	*	*	2	22	3
X1		2920-353-9812	ARMATURE, MOTOR: STARTING MOTOR	16764	1913965		1					
X1		5977-374-4449	BAND, COVER, ELECTRICAL BRUSH: CRANKING MOTOR	16764	1913970		1				22	18
X1		5305-275-3973	SCREW, MACHINE: COVER BAND	16764	453479		2				22	17
09X1		3110-144-8996	BEARING, BALL, ANNULAR: COMMUTATOR END	16764	907502		1					
X1		2920-322-0656	BEARING ASSEMBLY, FLANGE HOUSING: STARTING MOTOR	16764	1913950		1					
X1		5306-261-3386	BOLT, MACHINE: CENTER BEARING ATTACHING	16764	1913127		3					
X1		4730-354-0071	CUP, OIL, LUBRICATING: FIELD FRAME	16764	1920501		1					
X1		2920-378-9980	DRIVE, ENGINE, ELECTRICAL STARTER: STARTING MOTOR	16764	A2687		1					
X1		5306-281-1567	BOLT, MACHINE: SHAFT SPRING	16764	F4609		1					
X1			HEAD, DRIVE	16764	F4607		1					
X1			SHAFT AND GEAR SPUR	16764	1907329		1					
X1			SCREW, BACK STOP	16764	F4606		1					
X1		2920-770-6434	SLEEVE, DRIVE: STARTING MOTOR DRIVE	72850	F4722		1					
X1		5305-770-6431	SETSCREW: HEAD SPRING	16764	1902733		1					
X1		2920-353-4406	SPRING, HELICAL, TORSION: DRIVE	72850	F4724		1					
X1		2920-362-3326	STOP, BACK, DRIVE GEAR	72850	F4605		1					
X1		5310-376-8186	WASHER, KEY: DRIVE SPRING SCREW	16764	1902736		2					
X1		2920-353-9815	END BELL, ELECTRICAL ROTATING EQUIPMENT: COMMUTATOR END, STARTING MOTOR	16764	1913980		1					

CODES	FEDERAL STOCK NUMBER	DESCRIPTION	MANUFACTURER'S CODE	MANUFACTURER'S PART NO.	UNIT OF ISSUE	QTY INCORPORATED IN UNIT	FIELD MAINTENANCE 15-DAY LEVEL 3RD ECH	FIELD MAINTENANCE 15-DAY LEVEL 4TH ECH	DEPOT MAINT 5TH ECH	ILLUSTRATIONS FIGURE NO.	ILLUSTRATIONS ITEM NO.
		CUP, OIL, LUBRICATING	16764	1914958		1					
X1	4730-174-4516	WICK, COMMUTATOR END	16764	806692		1					
X1		GASKET: CENTER BEARING	16764	1913949		1					
X1		(CAN BE MANUFACTURED FROM PAPER, STOCK NO. 5330-233-5846) (GE)									
X1		GASKET: COVER PLATE, COMMUTATOR END, STARTING MOTOR	16764	1913976		1					
X1	2920-374-4453	HOUSING, ENGINE DRIVE, ELECTRICAL STARTER	16764	1914657		1					
X1	4730-174-4516	CUP, OIL, LUBRICATING	16764	1914958		1					
X1	1390-171-4420	WICK, DRIVE END	16764	802696		1					
X1	5315-260-0698	KEY, WOODRUFF	16764	453325		2					
09X1	5310-045-1519	NUT, PLAIN, HEXAGON: FIELD TERMINAL STUD	16764	134569		1					
X1	5310-268-7271	NUT, PLAIN, HEXAGON: FIELD TERMINAL STUD	16764	1904419		1				22	1
X1	5330-682-4452	WASHER, NONMETALLIC: COMMUTATOR END	16764	1913975		1					
X1	2920-353-9814	PLATE, COVER: COMMUTATOR END, STARTING MOTOR	16764	1913977		1					
X1	5305-286-1948	SCREW, MACHINE: BRUSH LEAD ATTACHING	16764	453281		6				22	16
09X1	5305-043-1801	SCREW, MACHINE: CENTER BEARING ATTACHING	16764	1913126		1					
X1	5306-263-8911	BOLT, MACHINE: DRIVE END ATTACHING	16764	1913945		6					
09X1	5305-013-2892	SCREW, MACHINE: END COVER PLATE ATTACHING, COMMUTATOR END	16764	453320		3					
X1	5306-263-8911	BOLT, MACHINE: FRAME ATTACHING, COMMUTATOR END	16764	1913945		6					
X1		SHOE, POLE	16764	1913961		6					
X1	5940-280-0628	TERMINAL, STUD	16764	826938		1					
X1	2920-371-5161	TUBE, OIL: STARTING MOTOR, FIELD FRAME	16764	1913988		1					
X1	5310-269-5958	WASHER, FLAT: FIELD STUD	16764	1905154		1					
09X1	5310-045-3299	WASHER, LOCK: BRUSH LEAD ATTACHING SCREW	16764	453299		6				22	15
X1	5310-012-1637	WASHER, LOCK: CENTER BEARING ATTACHING	16764	453329		3					
X1	5310-012-1637	WASHER, LOCK: CENTER BEARING ATTACHING	16764	453330		1					
09X1	5310-045-3474	WASHER, LOCK: COMMUTATOR END, FRAME ATTACHING	16764	453474		6					
X1	5310-012-0217	WASHER, LOCK: END COVER PLATE SCREW ATTACHING, COMMUTATOR END				3					
X1	5310-012-0382	WASHER, LOCK: FIELD TERMINAL STUD	16764	453297		2				22	2
09X1	5310-045-3474	WASHER, LOCK: LOCK DRIVE END ATTACHING	16764	453474		6					
X1	2920-353-9602	WINDING, MOTOR FIELD: LOWER, STARTING MOTOR	16764	1863158		1					
X1	2920-353-9603	WINDING, MOTOR FIELD: LOWER, STARTING MOTOR	16764	1863159		1					
X1	2920-353-9604	WINDING, MOTOR FIELD: RH, STARTING MOTOR	16764	1863160		1					
09X20	5310-010-3325	WASHER, LOCK	72582	103325		3	*	*	*	22	5
X20		GASKET: STARTING MOTOR	72582	5172492		2	*	*	200		
		0607 - INSTRUMENT PANEL									
X2F		HOUSING, INSTRUMENT PANEL	23926	SAB29252		1	*	*	*		
P10	6620-377-9068	GAGE UNIT, ENGINE: INSTRUMENT PANEL	23926	D32364		1	*	*	5		
X20		GROMMET, RUBBER	23926	D29520		1	*	*	*		
X20		GROMMET, RUBBER	23926	D32834		6	*	*	*		
M 0		LEAD, ELECTRICAL: OIL GAGE TO FUEL GAGE AND THERMOMETER	23926	SA32676		2					
		MANUFACTURE FROM:									
X20	5975-284-9305	CABLE NIPPLE, ELECTRICAL				2	*	*	*		
09X20	5940-050-7097	TERMINAL, LUG				2	*	*	*		
9P 0	6145-660-8933	WIRE, ELECTRICAL (3 IN. REQUIRED FOR EACH LEAD)			FT		SEE GRP 9501				
M 0		LEAD, ELECTRICAL: STARTER BUTTON TO HORN BUTTON	23926	SA32679		1					
11X20	5940-050-6208	TERMINAL, LUG				1	*	*	*		
P 0	6145-284-0660	WIRE, ELECTRICAL (10 IN. REQUIRED)			FT		SEE GRP 9501				
09X20	5310-333-6117	NUT, PLAIN, HEXAGON				1	*	*	*		
09X20	5310-011-0633	NUT, PLAIN, HEXAGON				9	*	*	*		
09X20	5310-266-0385	NUT, PLAIN, HEXAGON				2	*	*	*		
09X20	5310-022-0066	NUT, PLAIN, HEXAGON				6	*	*	*		
09X20	5305-021-4584	SCREW, CAP, HEXAGON HEAD				2	*	*	*		
09X20	5305-577-5462	SCREW, CAP, HEXAGON HEAD				2	*	*	*		
X20	5305-226-9268	SCREW, MACHINE				1	*	*	*		
09X20	5305-285-1271	SCREW, MACHINE				5	*	*	*		
09X20	5305-011-0500	SCREW, MACHINE				9	*	*	*		
P10	2920-244-5007	SWITCH, LOCK, IGNITION	23926	D32979		1	*	*	5		
P10	6680-514-4897	TRANSMITTER, LIQUID QUANTITY	23926	D32365		1	*	*	5		
X20	5310-010-6497	WASHER, LOCK				8	*	*	*		
X20	5310-261-7372	WASHER, LOCK				4	*	*	*		
X20	5310-010-3319	WASHER, LOCK				2	*	*	*		
09X20	5310-261-7340	WASHER, LOCK	23926	M83		8	*	*	*		
P 0	6240-155-8717	LAMP, INCANDESCENT				1	*	*	20		
09X20	6220-224-8326	LIGHT, PANEL	23926	D34369		1	*	*	*		

	STOCK NUMBER		MANUFACTURER'S CODE	MANUFACTURER'S PART NO.	UNIT OF ISSUE	QUANTITY INCORPORATED	MAINTENANCE 15-DAY LEVEL 2ND ECH	MAINTENANCE 15-DAY LEVEL 4TH ECH	DEPOT MAINT 5TH ECH	FIGURE NO.	ITEM NO.
P10	5930-253-1635	SWITCH, PUSH	23926	D34416		1	*	*	5		
P10	6620-045-1899	TRANSMITTER, WATER TEMPERATURE	57733	5438087		1	*	*	5		
P10	6620-556-7798	TRANSMITTER, PRESSURE: OIL GAGE	57733	353E		1	*	*	5		
M O		LEAD, ELECTRICAL	23926	SA32671		2					
		MANUFACTURE FROM:									
11X20	5940-050-6208	TERMINAL, LUG				2	*	*	*		
9P O	6145-284-0660	WIRE, ELECTRICAL			FT		SEE GRP 9501				
		(18 IN. REQUIRED FOR EACH LEAD)									
09X20	5940-549-4385	TERMINAL, LUG				2	*	*	*		
		0608 - MISCELLANEOUS ITEMS									
P10	5930-345-0228	SWITCH, PUSH-PULL (GE)	23926	D34371		1	*	*	5		
11X20	5935-283-3847	CONNECTOR, PLUG, ELECTRICAL: TAILLIGHT CABLE	73331	912501		2	*	*	*		
M O	6150-279-8348	LEAD, ELECTRICAL: LIGHT SWITCH RESISTOR	23926	SA34680		1					
		MANUFACTURE FROM:									
9P O	6145-660-8933	WIRE, ELECTRICAL			FT		SEE GRP 9501				
		(19 IN. REQUIRED)									
X20	3895-573-2195	SLEEVE				2	*	*	*		
09X20	5940-020-0033	TERMINAL, LUG				1	*	*	*		
09X20	5940-050-7106	TERMINAL, LUG				1	*	*	*		
P10	5930-345-0228	SWITCH, PUSH	23926	D34370		1	*	*	5		
11P10	5905-304-7587	RESISTOR, FIXED, WIRE WOUND: HEADLIGHT SWITCH	23926	D34679		1	*	*	5		
		0609 - LIGHTS									
X20		BRACKET, TAILLIGHT	23926	SH34214		2	*	*	*		
X20	6220-299-6303	HEADLIGHT: RH AND LH	73331	925778		2	*	*	*		
X1		BODY ASSEMBLY	73331	5937133		4					
P O	6240-519-0934	LAMP, INCANDESCENT	73331	929586		4	30	*	80		
X20		MOULDING ASSEMBLY	73331	5930416		4	*	*	*		
09X20	5310-266-0390	NUT, PLAIN, HEXAGON	73331	120365		4	*	*	*		
X20	6240-378-1484	RING, CLAMPING	73331	5930433		4	*	*	*		
X20		SCREW, RETAINING	73331	924532		12	*	*	*		
X20		WASHER, ADAPTER	73331	918526		4	*	*	*		
X20		WASHER, BEARING	73331	912663		4	*	*	*		
X20	5310-010-3322	WASHER, LOCK	73331	120383		4	*	*	*		
X20	3825-779-2281	CABLE ASSEMBLY, SPECIAL PURPOSE ELECTRICAL	73331	593713 4		4	*	*	*		
		0611 - HORN									
X20	6350-307-7252	BRACKET, HORN	23926	D27026		1	*	*	*		
X20	2540-496-7695	BUTTON, HORN: ELECTRICAL	23926	8189F		1	*	*	*		
09X20	6350-430-9335	HORN, ELECTRICAL	23926	HD4007		1	*	*	3		
M O		LEAD, ELECTRICAL	23926	SA32672		1					
		MANUFACTURE FROM:									
X20	5976-284-9305	CABLE NIPPLE, ELECTRICAL				2	*	*	*		
09X20	5940-050-7097	TERMINAL, LUG				2	*	*	*		
9P O	6145-284-0328	WIRE, ELECTRICAL			FT		SEE GRP 9501				
		(34 IN. REQUIRED)									
		0612 - BATTERIES, STORAGE									
11P O	6140-699-8602	BATTERY, STORAGE	23926	SA37011		1	*	*	*		
X20		COVER, BATTERY BOX	23926	SAD37134		1	*	*	*	25	1
M O		LEAD, STORAGE BATTERY: BATTERY TO STARTER	23926	SA37201		1					
		MANUFACTURE FROM:									
9P O	6145-635-7814	WIRE, ELECTRICAL			FT		SEE GRP 9501				
		(4 FT. REQUIRED)									
09X20	5940-333-1894	TERMINAL, LUG				1	*	*	*		
X20	5940-050-6372	TERMINAL, LUG				1	*	*	*		
09X20	5310-266-0385	NUT, PLAIN, HEXAGON				4	*	*	*		
X20	5306-430-9243	ROD, THREADED END	23926	D22399		2	*	*	*		
09X20	5306-263-7411	BOLT, MACHINE				4	*	*	*		
X20	5305-017-9795	SCREW, CAP, HEXAGON HEAD				4	*	*	*		
X20		WASHER, BEVEL	92679	9-0870		4	*	*	*	25	6
X20	5310-010-3319	WASHER, LOCK				4	*	*	*		
X20		GROMMET	23926	D29520		2	*	*	*	25	2
11M O		LEAD, STORAGE BATTERY: BATTERY GROUND	23926	SAD37202		1				25	3
		MANUFACTURE FROM:									
9P O	6145-635-7814	WIRE, ELECTRICAL			FT		SEE GRP 9501				
		(36 IN. REQUIRED)									
09X20	5940-333-1894	TERMINAL, LUG				1	*	*	*		
09X20	5940-050-6258	TERMINAL, LUG				1	*	*	*		
		0613 - CHASSIS WIRING HARNESS									
X20		WIRING HARNESS	23926	SAG37222		1	*	*	*		

SOURCE CODES (MATERIEL / SOURCE / MAINT / RECOVERABILITY)	FEDERAL STOCK NUMBER	DESCRIPTION	MANUFACTURER'S CODE	MANUFACTURER'S PART NO.	UNIT OF ISSUE	QTY INCORPORATED IN UNIT	GUIDE QUANTITIES PER 100 EQUIPMENTS: FIELD MAINTENANCE 1&D-DAY LEVEL 2ND ECH	FIELD MAINTENANCE 1&D-DAY LEVEL 4TH ECH	DEPOT MAINT 5TH ECH	ILLUSTRATIONS: FIGURE NO.	ITEM NO.
		0615 - RADIO INTERFERENCE SUPPRESSION									
11P 0	5910-050-2023	CAPACITOR, FIXED, PAPER DIELECTRIC	16764	1907213		2	(3)	*	40		
11P 0	5910-284-4085	CAPACITOR, FIXED, PAPER DIELECTRIC	16764	1907214		1	(2)	*	20		
P10	6150-549-3860	LEAD, ELECTRICAL	72582	5185558		1	*	*	10		
M 0		LEAD, ELECTRICAL	72582	5185544		1					
		MANUFACTURE FROM:									
X20	5940-050-7106	TERMINAL, LUG				2	*	*	*		
9P 0	6145-660-8933	WIRE, ELECTRICAL (2 3/4 IN. REQUIRED)			FT		SEE GRP 9501				
M 0		LEAD, ELECTRICAL	72582	5185557		1					
		MANUFACTURE FROM:									
11X20	5940-272-2181	TERMINAL, LUG				1	*	*	*		
X20	5940-050-7106	TERMINAL, LUG				1	*	*	*		
9P 0	6145-660-8933	WIRE, ELECTRICAL (2 3/4 IN. REQUIRED)			FT		SEE GRP 9501				
P10	2920-518-6616	LEAD, STORAGE BATTERY	72582	5156268		1	*	*	10		
09X20	5305-559-9202	SCREW, CAP, HEXAGON HEAD	72582	180016		1	*	*	*		
09X20	5305-012-1852	SCREW, CAP, HEXAGON HEAD	72582	121852		2	*	*	*		
09X20	5305-013-2255	SCREW, MACHINE	72582	132255		1	*	*	*		
09X20	5310-017-8364	WASHER, LOCK	72582	178364		1	*	*	*		
09X20	5310-017-4916	WASHER, LOCK	72582	174916		4	*	*	*		
09X20	5310-013-8485	WASHER, LOCK	72582	178532		1	*	*	*		
09X20	5310-017-8556	WASHER, LOCK	72582	138489		2	*	*	*		
09X20	5310-017-8591	WASHER, LOCK	72582	178591		2	*	*	*		
		GROUP 95 - GENERAL USE STANDARDIZED PARTS									
		9501 - BULK MATERIAL									
9P 0	6145-660-8933	WIRE, ELECTRICAL			FT		*	*	3		
P 0	6145-284-0660	WIRE, ELECTRICAL			FT		*	*	3		
9P 0	6145-284-0328	WIRE, ELECTRICAL			FT		*	*	9		
9P 0	6145-635-7814	WIRE, ELECTRICAL			FT		*	*	12		

MATERIAL	SOURCE	SERVICE	RECOVERABILITY	FEDERAL STOCK NUMBER	DESCRIPTION	MANUFACTURER'S CODE	MANUFACTURER'S PART NO.	UNIT OF ISSUE	QUANTITY INCORPORATED IN UNIT	FIELD MAINTENANCE 15-DAY LEVEL 3RD ECH	FIELD MAINTENANCE 15-DAY LEVEL 4TH ECH	DEPOT MAINT 5TH ECH	FIGURE NO.	ITEM NO.
					PART IV									
					GROUP 01 - ENGINE									
					0100 - ENGINE ASSEMBLY									
				X2FR	ENGINE, DIESEL (GENERAL MOTORS MODEL 641-N2041A)	81336	641-N2041A		1	*	*	2	26	1
					GROUP 06 - ELECTRICAL SYSTEM									
					0601 - GENERATOR									
				P O	BELT, V: GENERATOR DRIVE	72582	5184452		1	2	*	50	26	15
				X20	BRACKET, GENERATOR ADJUSTING	72582	5167980		1	*	*	*	26	2
				X20	BRACKET, POWER GENERATOR	72582	5173622		1	*	*	*	26	6
				X20	FAN AND BAFFLE ASSEMBLY	72582	1910036		1	2	*	2	26	10
				P OR	GENERATOR, ENGINE ACCESSORY: 24V, BATTERY CHARGING (INCLUDES COMPONENTS OF REPAIR KIT, STOCK NO. 2920-536-5414)	16764	1106884		1					
				X1	ARMATURE, GENERATOR	16764	1922252		1				26	2
				X1	COVER, ELECTRICAL CONTACT BRUSH ACCESS	16764	1921395		1				26	12
				X1	NUT, PLAIN, SQUARE: COVER BAND SCREW	16764	34816		1				26	34
				09X1	SCREW, MACHINE	16764	453479		1				26	11
				09X1	BEARING, BALL, ANNULAR: COMMUTATOR END	16764	954699		1				26	9
				X1	BEARING, BALL, DRIVE END	16764	954559		1				26	13
				X1	BOLT, MACHINE	16764	1915383		2				26	33
				X1	COLLAR, SHAFT	16764	1921905		1				26	37
				X1	END BELL, ELECTRICAL ROTATING EQUIPMENT	16764	1921900		1				26	32
				X1	FRAME, DRIVE	16764	1921901		1				26	10
				11X1	HOLDER, ELECTRICAL CONTACT BRUSH	16764	1915831		1				26	4
				11X1	HOLDER, ELECTRICAL CONTACT BRUSH	16764	1915837		1				26	38
				09X1	KEY, WOODRUFF: DRIVE END	16764	124548		1				26	3
				X1	NUT, PLAIN, HEXAGON: BRUSHHOLDER ASSEMBLY ATTACHING	16764	1914124		4				26	31
				X1	NUT, PLAIN, HEXAGON: LEAD ATTACHING TO TERMINAL PLATE	16764	453284		2				26	27
				09X1	NUT, SLOTTED, HEXAGON: SHAFT DRIVE END	16764	453324		1				26	17
				X1	PIN, STRAIGHT, HEADLESS	16764	809062		2				26	19
				X1	PLATE, BEARING, RETAINING: COMMUTATOR END	16764	1922156		1				26	41
				X1	PLATE, BEARING, RETAINING: INSIDE DRIVE END	16764	1921906		1				26	8
				X1	SHIM: TERMINAL	16764	1920676		1				26	20
				11X1	POLE PIECE, MAGNET	16764	1915846		2				26	
				09X1	SCREW, MACHINE: BRUSHHOLDER ASSEMBLY ATTACHING	16764	453337		4				26	44
				09X1	SCREW, MACHINE: BALL BEARING PLATE ATTACHING	16764	446646		5				26	5
				09X1	SCREW, MACHINE: BALL BEARING PLATE ATTACHING	16764	1914580		3				26	40
				09X1	SCREW, MACHINE: BRUSH LEAD ATTACHING	16764	446646		2					
				X1	SCREW, MACHINE: CONDENSER MTG	16764	1914569		4				26	24
				X1	SCREW, MACHINE: TERMINAL PLATE	16764	453659		2				26	28
				09X1	SCREW, MACHINE: TERMINAL SHIELD COVER ATTACHING	16764	453804		5				26	25
				X1	SHIELD, TERMINAL	16764	1920680		1				26	21
				X1	COVER, MOTOR GENERATOR	16764	1920691		1				26	26
				11X1	TERMINAL, BOARD	16764	1920677		1				26	30
				09X1	WASHER, LOCK: BALL BEARING PLATE ATTACHING SCREW	16764	453296		8				26	
				X1	WASHER, LOCK: BRUSH LEAD ATTACHING	16764	453288		2				26	6
				X1	WASHER, LOCK: CONDENSER MTG	16764	453299		4				26	23
				09X1	WASHER, LOCK: LEAD ATTACHING TO TERMINAL PLATE	16764	453296		2					
				09X1	WASHER, LOCK: TERMINAL PLATE ATTACHING SCREW	16764	453296		2					
				X1	WASHER, LOCK: TERMINAL SHIELD COVER ATTACHING	16764	453299		5					
				09X1	WASHER, LOCK: THRU BOLT	16764	453467		2				26	36
				X1	WASHER, FLAT: TERMINAL PLATE ATTACHING SCREW	16764	1913784		2				26	29
				X1	WASHER, FLAT: SHAFT NUT, DRIVE	16764	1905406		1				26	16
				X1	WINDING, GENERATOR FIELD: LH	16764	1925117		1					
				X1	WINDING, GENERATOR FIELD: RH	16764	1925116		1					
				09X20	NUT, PLAIN, HEXAGON: GENERATOR	72582	121917		1	*	*	*	26	5
				09X20	NUT, PLAIN, HEXAGON: GENERATOR MTG	72582	127655		2	*	*	*	26	9
				X20	PIN, COTTER: FAN NUT	72582	103375		1	*	*	*	26	18

SOURCE CODES (MATERIEL / SOURCE / MAINT / RECOVERABILITY)	FEDERAL STOCK NUMBER	DESCRIPTION	MANUFACTURER'S CODE	MANUFACTURER'S PART NO.	UNIT OF ISSUE	QTY INCORPORATED IN UNIT	GUIDE QUANTITIES PER 100 EQUIPMENTS: FIELD MAINTENANCE 15-DAY LEVEL 3RD ECH	GUIDE QUANTITIES PER 100 EQUIPMENTS: FIELD MAINTENANCE 15-DAY LEVEL 4TH ECH	GUIDE QUANTITIES PER 100 EQUIPMENTS: DEPOT MAINT 5TH ECH	ILLUSTRATIONS: FIGURE NO.	ILLUSTRATIONS: ITEM NO.
X20	2815-288-5862	PULLEY, GROOVE, GENERATOR	72582	5170153		1	*	*	*	65	15
P 0	2920-536-5414	REPAIR KIT, GENERATOR	16764	1939193		1	8	*	100		
X1	5977-285-0008	BRUSH, ELECTRICAL CONTACT	16764	1906926		2				65	33
11X1	5977-371-5239	BRUSH, ELECTRICAL CONTACT: INSIDE DRIVE END, STATIC GROUND	16764	1923955		1				65	7
11X1	5910-389-6282	CAPACITOR, FIXED, PAPER DIELECTRIC	16764	1920703		1				65	22
X1	5310-374-4506	WASHER, FLAT: SPACER, BALL BEARING, COMMUTATOR END	16764	1922158		1				65	42
X1	5305-514-8436	SCREW, MACHINE: POLE SHOE	16764	1914750		4					
X1	5340-249-5903	SPRING, HELICAL, EXTENSION: BRUSH	16764	1915845		2				65	43
X20	5305-010-0776	SCREW, MACHINE: FAN MTG	72582	100776		4	*	*	*	65	11
X20	5305-018-1670	SCREW, CAP, HEXAGON HEAD: GENERATOR MTG	72582	181672		4	*	*	*	64	7
09X20	5305-266-6323	SCREW, CAP, HEXAGON HEAD: GENERATOR STRAP MTG	72582	181004		2	*	*	*	64	3
09X20	5310-013-8485	WASHER, LOCK: GENERATOR STRAP MTG	72582	178532		3	*	*	*	64	4
09X20	5310-017-8571	WASHER, LOCK: GENERATOR MTG	72582	178571		6	*	*	*	64	8
09X20	5310-010-6498	WASHER, LOCK: FAN MTG	72582	106498		4	*	*	*	65	12
		0602 - GENERATOR REGULATOR									
P10	4310-794-1050	CONDUIT ASSEMBLY, METAL, FLEXIBLE: REGULATOR TO GENERATOR	72582	5186419		1	*	*	25	66	1
X20	2920-797-8364	PLATE, REGULATOR MOUNTING	72582	5185178		1	*	*	*	66	6
P 0	2920-288-3152	REGULATOR, ENGINE GENERATOR: 24V, POSITIVE GROUND	16764	1118640		1	3	*	10	66	10
09X20	5305-017-9864	SCREW, CAP, HEXAGON HEAD: PLATE TO BLOCK	72582	180151		2	*	*	*	66	9
X20	2920-354-1404	SPACER, SLEEVE: GENERATOR TO BRACKET MTG	72582	5177000		2	*	*	*	66	7
X20		SPRING ASSEMBLY, SHOCK MOUNTING	72582	5179776		4	*	*	*	66	5
09X20	5310-017-8485	WASHER, LOCK: REGULATOR TO PLATE	72582	178532		10	*	*	*	66	3
09X20	5310-017-8571	WASHER, LOCK: PLATE TO BLOCK	72582	178571		2	*	*	*	66	8
09X20	5310-012-0376	NUT, PLAIN, HEXAGON: REGULATOR TO PLATE	72582	123197		8	*	*	*	66	2
		0603 - STARTER									
P 0	2920-536-5423	REPAIR KIT, STARTING MOTOR	16764	1939202		1	2	*	20		
X1F	2920-288-1052	BEARING, SLEEVE: DRIVE END	16764	1856826		1					
11X1	5977-734-8900	BRUSH, ELECTRICAL CONTACT	16764	1906902		8				22	14
X1	2920-287-8943	BEARING SLEEVE: COMMUTATOR END	16764	38273		1					
X1	5970-613-2122	INSULATOR, BUSHING: TERMINAL, STUD	16764	1914645		1					
09X1	5305-275-1540	SCREW, MACHINE: POLE SHOE	16764	1913100		8					
X1	5330-423-4904	SEAL, PLAIN ENCASED: CENTER BEARING	16764	1909498		1					
X1	2920-734-8954	SPRING, HELICAL, TORSION: BRUSH	16764	1904981		8					
X1	2920-737-3225	INSULATOR, FIELD WINDING: FIELD COIL	16764	1914873		2					
X1	5310-374-4466	WASHER, BEVEL: BRAKE SHOE, CRANKING MOTOR	16764	1915189		1					
09X1	5310-227-1915	WASHER, FLAT: FIELD TERMINAL STUD	16764	1914647		1					
09X1	5310-227-1915	WASHER, FLAT: TERMINAL STUD, COMMUTATOR END	16764	1914647		1					
X1	5330-297-0278	WASHER, NONMETALLIC: BRAKE, COMMUTATOR END	16764	1914649		1					
X1	5330-509-0109	WASHER, NONMETALLIC: FIELD TERMINAL STUD	16764	1921643		2					
X1	5330-641-8510	WASHER, NONMETALLIC: TERMINAL STUD, COMMUTATOR END	16764	1914646		1					
X1	5310-281-5389	WASHER, RECESSED: SPACER, BETWEEN CENTER BEARING AND SHIFT SLEEVE	16764	1906090		1					
X1	5310-275-1344	WASHER, FLAT: BETWEEN CENTER BEARING AND SHIFT SLEEVE	16764	1906089		1					
P10R	2920-575-0616	STARTER, ENGINE, ELECTRICAL: 24V, (INCLUDES COMPONENTS OF REPAIR KIT, STOCK NO. 2920-536-5423)	16764	1109705		1	*	*	2	22	3
X1	2920-504-1345	ARMATURE, MOTOR	16764	1919054		1					
11X1	5977-374-4460	BAND, COVER, ELECTRICAL BRUSH: STARTING MOTOR	16764	1914877		1				22	18
09X1	5305-275-3973	SCREW, MACHINE: COVER BAND	16764	453479		2				22	17
X1	5306-276-8456	BOLT, MACHINE: ATTACHING DRIVE END	16764	1913128		5					
X1	5306-550-9129	BOLT, MACHINE: FRAME ATTACHING, COMMUTATOR END	16764	1914869		4					
X1	5970-613-2122	INSULATOR, BUSHING: STUD TERMINAL, COMMUTATOR END	16764	1914645		1					
X1	2920-234-8196	COLLAR, PINION STOP: CRANKING MOTOR	16764	1872650		1					
X1	2920-669-5130	END BELL, ELECTRICAL ROTATING EQUIPMENT: COMMUTATOR END, STARTING MOTOR	16764	1914633		1					
X1	5340-282-1668	PLUG, EXPANSION: COMMUTATOR END	16764	453894		1					
X1	4730-276-3022	PLUG, PIPE: COMMUTATOR END	16764	118831		1					
10X1	9390-276-9470	WICK: COMMUTATOR END	16764	1909560		1					
X1	5330-282-7559	WASHER, NONMETALLIC: CENTER BEARING AND HOUSING (CAN BE MANUFACTURED FROM PAPER, 5330-233-5846)	16764	1914867		1					
X1	2920-363-8310	GEAR, SPUR: MOTOR DRIVE	16764	1907171		1					

MATERIEL	SOURCE	MAINT	RECOVERABILITY	FEDERAL STOCK NUMBER		MANUFACTURER'S CODE	MANUFACTURER'S PART NO.	UNIT OF ISSUE	INCL IN UNIT	15-DAY LEVEL 3RD ECH	15-DAY LEVEL 4TH ECH	15-DAY LEVEL 5TH ECH	FIGURE	ITEM NO.	MATERIEL
						16764	1906081		1						
X1				2920-363-8306	GUIDE, HELICAL, GEAR	16764	1922869		1						
11X1				5977-296-2497	HOLDER ASSEMBLY, ELECTRICAL CONTACT BRUSH	16764	1907475		4						
11X1				5977-284-7628	HOLDER, ELECTRICAL CONTACT BRUSH	16764	1914636		1						
11X1				5977-097-5975	RING, HOLDER, ELECTRICAL BRUSH	16764	1914639		1						
11X1				5970-353-9838	INSULATOR, PLATE: BRUSH, ELECTRICAL STARTER, STARTING MOTOR	16764	1914643		2						
11X1				5970-353-9841	INSULATOR, PLATE: BRUSHHOLDER, STARTING MOTOR	16764	1914644		2						
X1				5970-353-9842	INSULATOR, PLATE: BRUSHHOLDER	16764	1914641		1						
X1				2920-353-9840	PLATE, BRUSHHOLDER SUPPORT	16764	1914640		2						
X1				5340-353-9839	SHIM: BRUSHHOLDER	16764	1904982		2						
X1				5305-141-4735	SCREW, SHOULDER: BRUSHHOLDER	16764	1904983		2						
X1				5305-695-7326	SCREW, MACHINE: BRUSHHOLDER, CRANKING MOTOR	16764	1913078		2						
09X1				5305-275-6821	SCREW, MACHINE: BRUSHHOLDER, SHORT GROUND	16764	1914642		2						
09X1				5305-043-4002	SCREW, MACHINE: BRUSHHOLDER, SHORT INSULATED BRUSH	16764	1914576		8						
09X1				5310-012-0217	WASHER, LOCK: BRUSHHOLDER SCREW	16764	1913080		8						
X1				5330-291-4498	WASHER, NONMETALLIC: INSULATED BRUSHHOLDER SCREW	16764	1919841		1						
X1					HOUSING, MOTOR DRIVE	16764	118831		1						
X1				4730-278-3022	PLUG, PIPE: DRIVE END	16764	453470		4						
09X1				5305-013-2259	SCREW, MACHINE: COVER PLATE ATTACHING, DRIVE END	16764	453303		4						
09X1				5310-045-3303	WASHER, LOCK: COVER PLATE ATTACHING, DRIVE END	16764	1909654		1						
10X1				9390-276-9469	WICK: DRIVE END	16764	1913122		1						
X1				6150-279-6040	LEAD, ELECTRICAL: SOLENOID SWITCH, CONDUCTOR	16764	1915106		1				22	13	
X1				6150-279-6041	LEAD, ELECTRICAL: SOLENOID SWITCH TO COMMUTATOR END, TERMINAL, CONDUCTOR	16764	1915109		1						
X1				2920-353-9869	LEVER, SHIFT	16764	1919254		1						
X1				2920-353-9999	LINK, SHIFT LEVER	16764	453285		1						
09X1				5310-189-8451	NUT, PLAIN, HEXAGON: FIELD TERMINAL STUD	16764	453285		1						
09X1				5310-189-8451	NUT, PLAIN, HEXAGON: TERMINAL STUD, COMMUTATOR STUD	16764	453287		1				22	1	
09X1				5310-012-0378	NUT, PLAIN, HEXAGON: FIELD TERMINAL STUD	16764	453287		1						
09X1				5310-012-0378	NUT, PLAIN, HEXAGON: TERMINAL STUD, COMMUTATOR END	16764	453323		1				22	6	
09X1				5315-011-2726	PIN, COTTER: SHIFT LEVER PIN	16764	1913131		1						
X1				5315-246-8398	PIN, COTTER: STOP COLLAR	16764	1913133		1				22	7	
X1				5315-276-4449	PIN, STRAIGHT, HEADED: SHIFT LEVER	16764	1914866		1						
X1				2920-353-9849	PLATE, CENTER BEARING	16764	1914872		1						
X1				5999-500-7023	POLE PIECE, MAGNET	16764	1119808		1				22	8	
X1				2920-640-7938	RELAY-SOLENOID, ENGINE STARTER, ELECTRICAL	16764	1913125		1				22	10	
X1				5306-273-6350	BOLT, MACHINE: SOLENOID MTG	16764	453281		8				22	16	
09X1				5305-286-1948	SCREW, MACHINE: BRUSH LEAD ATTACHING	16764	1913085		3						
09X1				5305-272-5022	SCREW, MACHINE: BRUSH PLATE ASSEMBLY	16764	1861906		1						
X1				5305-272-5065	SCREW, MACHINE: FIELD TERMINAL	16764	1913115		1						
X1				2920-509-1397	SLEEVE, SHIFT, MOTOR DRIVE	16764	1922206		1						
X1				2920-374-4458	SPACER, CENTER BEARING	16764	1913132		1						
X1				2920-597-9932	SPRING, HELICAL, COMPRESSION: MOTOR DRIVEN PINION	16764	1918264		1						
X1				2920-249-8284	SPRING, HELICAL, TORSION: SHAFT LEVER	16764	1913130		5						
X1				5310-374-4442	WASHER, KEY: ATTACHING SCREW, DRIVE END COVER SCREW	16764	1913130		4						
X1				5310-374-4442	WASHER, KEY: DRIVE END COVER SCREW	16764	453299		8				22	15	
X1				5310-045-3299	WASHER, LOCK: BRUSH LEAD ATTACHING	16764	1914107		3						
09X1				5310-276-2753	WASHER, LOCK: BRUSH ASSEMBLY ATTACHING SCREW	16764	453298		2						
09X1				5310-012-0239	WASHER, LOCK: FIELD TERMINAL STUD	16764	453294		4				22	9	
X1				5310-012-0380	WASHER, LOCK: SOLENOID MTG	16764	1914648		2				22	2	
09X1				5310-276-2746	WASHER, LOCK: TERMINAL STUD, COMMUTATOR END	16764	1909531		1						
X1				5330-291-4499	WASHER, NONMETALLIC: SHIFT LEVER SHAFT	16764	1913084		3						
09X1				5330-509-0109	WASHER, NONMETALLIC: TERMINAL STUD, COMMUTATOR END	16764	1913086		3						
X1				5310-262-4753	WASHER, FLAT: BRUSH ASSEMBLY ATTACHING SCREW	16764	1911217		1						
X1				2920-363-9465	WINDING, MOTOR FIELD	16764	1911221		1						
X1				2920-504-2580	WINDING, MOTOR FIELD	16764	1911221		1						
X2F				5310-012-1841	WASHER, LOCK	16764	1911221		1						
09X20				5310-010-3325	WASHER, LOCK: STARTER MTG	72582	103325		2	*	*	*	22	11	
09X20				5306-268-5933	BOLT, MACHINE: STARTER MTG	72582	271558		3	*	*	*	22	5	
09X2F				5305-208-6123	SCREW, MACHINE				3	*	*	*	22	4	
X20					GASKET: STARTING MOTOR	72582	5172492		2	*	*	*	22	13	
									2	*	*	200			

SOURCE CODES	FEDERAL STOCK NUMBER	DESCRIPTION	MANUFACTURER'S CODE	MANUFACTURER'S PART NO.	UNIT OF ISSUE	QTY INCORPORATED IN UNIT	GUIDE QUANTITIES PER 100 EQUIPMENTS: FIELD MAINTENANCE 15-DAY LEVEL 3RD ECH	GUIDE QUANTITIES PER 100 EQUIPMENTS: FIELD MAINTENANCE 15-DAY LEVEL 4TH ECH	GUIDE QUANTITIES PER 100 EQUIPMENTS: DEPOT MAINT 5TH ECH	ILLUSTRATIONS: FIGURE NO.	ILLUSTRATIONS: ITEM NO.
		0607 - INSTRUMENT PANEL									
		BRACKET ASSEMBLY	23926	SA34684		1	*	*	*		
X20		GASKET: FUEL TANK GAGE	23926	D32368		1	2	*	100		
P O	2910-691-8204	LEAD, ELECTRICAL: KEY SWITCH TO OIL GAGE	23926	SA32675		1					
M O		MANUFACTURE FROM:									
		TERMINAL, LUG				1	*	*	*		
09X20	5940-020-0033	TERMINAL, LUG				1	*	*	*		
09X20	5940-050-7097	WIRE, ELECTRICAL (6 IN. REQUIRED) (GE)			FT		SEE	GRP 9501			
P O	6145-284-0328	LAMP, INCANDESCENT				1	SEE	GRP 9901			
P O	6240-019-0877	NUT, PLAIN, HEXAGON				8	*	*	*		
09X20	5310-011-0633	NUT, PLAIN, HEXAGON				6	*	*	*		
09X20	5310-022-0066	PANEL ASSEMBLY, INSTRUMENT, CLUSTER GAGE	23926	SA37825		1	*	*	*		
X2F		HARNESS, WIRING	23926	SAG37633		1	SEE	GRP 0613			
X20		CASE, INSTRUMENT PANEL	23926	SA38073		1					
X1		CLAMP, CABLE	23926	D27130		1	*	*	*		
X20		CLAMP, LOOP: ELECTRICAL	23926	R11723		1	*	*	*		
X20	3805-389-6379	CLAMP, GROUND	23926	RD37781		2	*	*	*		
X20		CLAMP, GROUND	23926	RD37782		1	*	*	*		
X20		GAGE UNIT, CONTROL PANEL	57733	436151		1	*	*	5		
P10	6620-377-5555	SWITCH: DASHLIGHT	23926	D34369A		1	*	*	5		
P10	2590-732-8306	SWITCH, LOCK	23926	D37827		1	*	*	5		
11P10	5930-330-4706	SWITCH, PUSH	16764	1996061		1	*	*	5		
11P10	5930-253-7448	WASHER, LOCK				2	*	*	*		
09X20	5310-017-8523	WASHER, LOCK				2	*	*	*		
09X20	5310-017-8551	WIRE ASSEMBLY	23926	SA38333		3					
M O		MANUFACTURE FROM:									
		TERMINAL, LUG				6	*	*	*		
09X20	5940-020-0033	TERMINAL, LUG				6	*	*	*		
09X20	5940-050-7097	WIRE, ELECTRICAL (3 1/2 IN. REQUIRED FOR EACH WIRE ASSEMBLY) (GE)			FT		SEE	GRP 9501			
P O	6145-284-0328	WIRE ASSEMBLY, AMMETER TO BATTERY	23926	SA32575A		1	*	*	*		
X20		LEAD, ELECTRICAL: OIL GAGE TO HORN BUTTON	23926	SA32675		1					
M O		MANUFACTURE FROM:									
		TERMINAL, LUG				1	*	*	*		
09X20	5940-020-0033	TERMINAL, LUG				1	*	*	*		
09X20	5940-050-7097	WIRE, ELECTRICAL (6 IN. REQUIRED) (GE)			FT		SEE	GRP 9501			
P O	6145-284-0328	WIRE ASSEMBLY, HORN BUTTON TO HORN	23926	SA38096		1					
M O		MANUFACTURE FROM:									
		CABLE NIPPLE, ELECTRICAL				2	*	*	*		
X20	5975-284-9305	TERMINAL, LUG				2	*	*	*		
09X20	5940-050-7097	WIRE, ELECTRICAL (32 IN. REQUIRED)			FT		SEE	GRP 9501			
9P 0	6145-660-8933	SCREW, MACHINE	23926	SAB38036		8	*	*	*		
09X20	5305-011-0500	SWITCH ASSEMBLY, LIGHT	23926	SAB38036		1	*	*	*		
X20		CABLE, LIGHTING	23926	SAG38086		1	*	*	*		
X20		SWITCH, PUSH	81257	5975		1	*	*	5		
P10	2590-732-8366	SCREW, CAP, HEXAGON HEAD				2	*	*	*		
X20	5305-292-8938	WASHER, LOCK				2	*	*	*		
X20	5310-010-3319	SWITCH, ROTARY: BLACKOUT LIGHT	04636	PGF12153		1	*	*	5		
11P10	5930-354-0168	SWITCH BOX	23926	B34509		1					
X1		LEAD, ELECTRICAL: KEY SWITCH TO AMMETER	23926	SA32675		2					
M O	2920-553-1067	MANUFACTURE FROM:									
		TERMINAL, LUG				2	*	*	*		
09X20	5940-020-0033	TERMINAL, LUG				2	*	*	*		
09X20	5940-050-7097	WIRE, ELECTRICAL (6 IN. REQUIRED FOR EACH LEAD) (GE)			FT		SEE	GRP 9501			
P O	6145-284-0328	TRANSMITTER, LIQUID QUANTITY: UNIVERSAL GAGE	57733	380C		1	*	*	5		
P10	6680-358-7197	WASHER, LOCK				8	*	*	*		
09X20	5310-010-6497	WASHER, LOCK	23926	M82		2	*	*	*		
X20	5310-010-3319	WASHER, LOCK	23926	M83		12	*	*	*		
X20	5310-261-7340	WASHER, LOCK				8	*	*	*		
09X20	5310-010-6497	TRANSMITTER, WATER TEMPERATURE	57733	S438087		1	*	*	5		
P10	6620-048-1899	TRANSMITTER, PRESSURE: OIL GAGE	57733	353E		1	*	*	5		
55P10	6620-556-7798	LEAD, ELECTRICAL	23926	SA32671		2					
M O	2590-539-9610	MANUFACTURE FROM:									
		TERMINAL, LUG				2	*	*	*		
11X20	5940-050-6208	WIRE, ELECTRICAL (18 IN. REQUIRED FOR EACH LEAD)			FT		SEE	GRP 9501			
9P 0	6145-284-0660	TERMINAL, LUG				2	*	*	*		
09X20	5940-549-4385										
		0608 - MISCELLANEOUS ITEMS									
X20		BUSHING, LAMPHOLDER	23926	D35119		3	*	*	*		
X20		BUSHING, LAMPHOLDER	23926	D35120		1	*	*	*		
X20		CAP, ELECTRICAL: LAMPHOLDER	23926	D35118		4	*	*	*		
X20		CONNECTOR, ELECTRICAL: FEMALE	23926	SA38246		8	*	*	*		

MATERIEL	SOURCE	MAINT	RECOVERABILITY	FEDERAL STOCK NUMBER	DESCRIPTION	MANUFACTURER'S CODE	MANUFACTURER'S PART NO.	UNIT OF ISSUE	QTY INCORPORATED IN UNIT	FIELD MAINTENANCE 15-DAY LEVEL 3RD ECH	FIELD MAINTENANCE 15-DAY LEVEL 4TH ECH	DEPOT MAINT 5TH ECH	FIGURE NO.	ITEM NO.
X20					CONNECTOR, ELECTRICAL: MALE	23926	SA38245		8	•	•	•		
X20				3805-339-5947	CONTACT ASSEMBLY, ELECTRICAL: TAILLAMP CABLE	23926	D35121		12	•	•	•		
X20					GROMMET, RUBBER	23926	D29520		2	•	•	•		
X20					GROMMET, RUBBER	23926	D32833		1	•	•	•		
X20					GROMMET, RUBBER	23926	D32834		3	•	•	•		
09X20				5305-013-5504	SCREW, DRIVE				12	•	•	•		
P10				5930-636-2443	SWITCH, PRESSURE	23926	D34363		1	•	•	5		
11X20				5935-283-3847	CONNECTOR, PLUG, ELECTRICAL: TAILLIGHT	73331	912501		2	•	•	•		
M 0					LEAD, ELECTRICAL: LIGHT SWITCH RESISTOR	23926	SA34680		1					
					MANUFACTURE FROM:									
9P 0				6145-660-8933	WIRE, ELECTRICAL (19 IN. REQUIRED)			FT		SEE GRP 9501				
X20				3895-573-2195	SLEEVE				2	•	•	•		
09X20				5940-020-0033	TERMINAL, LUG				1	•	•	•		
09X20				5940-050-7106	TERMINAL, LUG				1	•	•	•		
P10				5930-345-0228	SWITCH, PUSH: PHENOLIC BODY (GE)	23926	D34370		1	•	•	5		
11P10				5905-304-7587	RESISTOR, FIXED, WIRE WOUND: HEAD LAMP SWITCH	23926	D34679		1	•	•	5		
					0609 - LIGHTS									
X20					BRACKET, HEADLIGHT	23926	D34624		2	•	•	•		
X20					BRACKET, HEADLIGHT	23926	D34625		2	•	•	•		
X20					BRACKET, TAILLIGHT	23926	D38091		2	•	•	•		
09X20				6220-299-6263	HEADLIGHT	73331	926011		2	•	•	•		
X1					BODY ASSEMBLY	73331	5937133		1					
P 0				6240-132-5374	LAMP, INCANDESCENT	73331	453001		2	30	•	80		
X20					MOULDING ASSEMBLY	73331	5933771		1	•	•	•		
09X20				5310-266-0390	NUT, PLAIN, HEXAGON	73331	120365		4	•	•	•		
X20					RING, RETAINING	73331	5934150		4	•	•	•		
X20				5305-208-9169	SETSCREW	73331	924552		12	•	•	•		
X20					WASHER, ADAPTER	73331	918526		4	•	•	•		
X20					WASHER, BEARING	73331	912663		4	•	•	•		
09X20				5310-010-3322	WASHER, LOCK	73331	120383		4	•	•	•		
X20					WIRING ASSEMBLY	73331	5942611		4	•	•	•		
09X20				6220-735-0574	HEADLIGHT: BLACKOUT	73331	1023-24		2	•	•	•		
X1					BODY ASSEMBLY	73331	5939720		2					
X20				6220-752-5940	DOOR ASSEMBLY	73331	5939723		2	•	•	•		
09X20				6220-732-0642	RING, RETAINING	73331	5936190		2	SEE GRP 9901				
09X20				5305-752-5938	SCREW, MACHINE	73331	5940558		6	•	•	•		
X20				5325-752-5365	GROMMET, RUBBER	73331	5939725		2	•	•	•		
09X20				5310-543-2629	NUT, PLAIN, HEXAGON	73331	134566		2	•	•	•		
09X20				6220-693-4175	SPRING, RETAINING	73331	238288		6	•	•	•		
09X20				3120-447-3487	WASHER, THRUST	73331	921243		2	•	•	•		
09X20				5310-261-7340	WASHER, LOCK	73331	120382		2	•	•	•		
9P 0				6220-283-9906	LAMP UNIT, HEADLIGHT	73331	451989		2	15	•	40		
X20					WIRE ASSEMBLY	73331	5940257		2	•	•	•		
X20					WIRE ASSEMBLY, GROUND	73331	5940258		2	•	•	•		
09X20				6220-283-9187	STOPLIGHT, TAILLIGHT, VEHICULAR: BLACKOUT	73331	3062-02		1	•	•	•		
09X1				6220-322-6396	BODY, LIGHT, STOP AND TAIL	73331	5939694		1					
X20				5305-012-1832	SCREW, MACHINE	73331	121832		7	•	•	•		
09X20				6220-353-0948	EYELET, BLACKOUT LAMP	73331	5940199		4	SEE GRP 9901				
10X20				5325-732-0686	GROMMET, RUBBER	73331	5936217		4	SEE GRP 9901				
9P 0				6220-732-0658	PACKING, PREFORMED: DOOR	73331	5936191		1	SEE GRP 9901				
P 0				6240-019-0877	LAMP, INCANDESCENT	73331	190877		2	SEE GRP 9901				
09X20				6220-353-0954	DOOR, TAILLIGHT AND STOPLIGHT	73331	5939714		1	•	•	•		
X20				5305-206-0640	SCREW, MACHINE	73331	5940365		6	•	•	•		
09X20				6220-732-0642	RING, RETAINING	73331	5936190		6	SEE GRP 9901				
X20				2590-735-0595	LAMP SOCKET LEAD ASSEMBLY (GE)	73331	5940554		1	•	•	•		
09X20				5310-265-9217	NUT, PLAIN, HEXAGON				4	•	•	•		
X20				5305-017-9879	SCREW, CAP, HEXAGON HEAD				2	•	•	•		
09X20				5305-018-1427	SCREW, CAP, HEXAGON HEAD				2	•	•	•		
09X20				6220-299-6278	STOPLIGHT, TAILLIGHT, VEHICULAR: BLACKOUT	73331	3062-04		1	•	•	•		
09X1				6320-322-6396	BODY, LIGHT, STOP AND TAIL	73331	5939694		1					
X20				5305-012-1832	SCREW, MACHINE	73331	121832		7	•	•	•		
09X20				6220-353-0948	EYELET, BLACKOUT LAMP	73331	5940199		4	SEE GRP 9901				
09P 0				6220-732-0658	PACKING, PREFORMED	73331	5936191		1	SEE GRP 9901				
10X20				5325-732-0686	GROMMET, RUBBER	73331	5936217		4	SEE GRP 9901				
P 0				6240-019-0877	LAMP, INCANDESCENT	73331	190877		1	SEE GRP 9901				
P 0				6240-044-6914	LAMP, INCANDESCENT	24446	1683		1	8	•	20		
X20				6220-353-0953	DOOR ASSEMBLY, BLACK OUT LIGHT	73331	5939712		1	•	•	•		
X20				5305-206-0640	SCREW, MACHINE	73331	5940365		6	•	•	•		
09X20				6220-732-0642	RING, RETAINING	73331	5936190		6	SEE GRP 9901				
X20				6250-735-0594	LAMPHOLDER ASSEMBLY (GE)	73331	5940555		1	•	•	•		
09X20				5310-010-3319	WASHER, LOCK				4	•	•	•		
X20				5310-010-3323	WASHER, LOCK				4	•	•	•		
X20					BRACKET, SPOTLIGHT	23926	H24044		2	•	•	•		
09P10				6220-678-0061	SPOTLIGHT	73331	200-29		1	•	•	5		
P 0				6240-669-6154	LAMP, INCANDESCENT	73331	453026		1	8	•	20		

SOURCE CODES (MATERIEL / SOURCE / MAINT / RECOVERABILITY)	FEDERAL STOCK NUMBER	DESCRIPTION	MANUFACTURER'S CODE	MANUFACTURER'S PART NO.	UNIT OF ISSUE	QTY INCORPORATED IN UNIT	GUIDE QUANTITIES PER 100 EQUIPMENTS: FIELD MAINTENANCE 15-DAY LEVEL 3RD ECH	FIELD MAINTENANCE 15-DAY LEVEL 4TH ECH	DEPOT MAINT 5TH ECH	ILLUSTRATIONS: FIGURE NO.	ITEM NO.
		0611 - HORN									
X20		BRACKET, HORN	23926	D38031		1	*	*	*		
X20	2590-339-4925	HORN, ELECTRICAL	16764	1999885		1	*	*	3		
H O		LEAD, ELECTRICAL	23926	SA38096		1					
		MANUFACTURE FROM:									
	5975-284-9305	CABLE NIPPLE, ELECTRICAL				2	*	*	*		
09X20	5940-050-7097	TERMINAL, LUG				2	*	*	*		
09X20	6145-299-4430	WIRE, ELECTRICAL (32 IN. REQUIRED) (GE)			FT		SEE GRP 9501				
09P 0	5310-265-9213	NUT, PLAIN, HEXAGON (GE)				2	*	*	*		
X20	5310-010-3319	WASHER, LOCK				2	*	*	*		
X20											
		0612 - BATTERIES, STORAGE									
X20		BASE, BATTERY BOX	23926	SAD37985		1	*	*	*	25	5
09P 0	6140-126-1548	BATTERY, STORAGE	19728	STRUS		2	3	*	10	25	7
X20		CLAMP, ELECTRICAL	23926	SAH37979		1	*	*	*		
X20	3805-971-1373	COVER, BATTERY BOX	23926	SA37990		1	*	*	*		
H O		LEAD, STORAGE, BATTERY: BATTERY CONNECTION No. 1	23926	SAD37978		1				25	8
		MANUFACTURE FROM:									
09P 0	6145-635-7814	WIRE, ELECTRICAL (36 IN. REQUIRED)			FT		SEE GRP 9501				
09X20	5940-333-1894	TERMINAL, LUG				2	*	*	*		
H O		LEAD, STORAGE BATTERY: BATTERY TO MAGNET SWITCH	23926	SAD38283		1				25	4
		MANUFACTURE FROM:									
09P 0	6145-635-7814	WIRE, ELECTRICAL (36 IN. REQUIRED)			FT		SEE GRP 9501				
09X20	5940-050-6258	TERMINAL, LUG				1	*	*	*		
09X20	5940-333-1894	TERMINAL, LUG				1	*	*	*		
09X20	5306-263-7411	BOLT, MACHINE				4	*	*	*		
X20		WASHER, BEVEL	92679	9-0870		4	*	*	*	25	6
X20		GROMMET	23926	D29520		2	*	*	*	25	2
11M 0	6140-553-0467	LEAD, STORAGE BATTERY: GROUND	23926	SAD37202		1				25	3
		MANUFACTURE FROM:									
09P 0	6145-635-7814	WIRE, ELECTRICAL (36 IN. REQUIRED)			FT		SEE GRP 9501				
09X20	5940-333-1894	TERMINAL, LUG				1	*	*	*		
09X20	5940-050-6258	TERMINAL, LUG				1	*	*	*		
		0613 - HULL OR CHASSIS WIRING HARNESS									
X20		HARNESS, WIRING	23926	SAG37633		1	*	*	*		
		0615 - RADIO INTERFERENCE SUPPRESSION									
11P 0	5910-389-6282	CAPACITOR, FIXED, PAPER DIELECTRIC:	16764	1920703		1	(2)	*	20		
11P10	2920-691-9698	LEAD, ELECTRICAL: VOLTAGE REGULATOR	72582	5187908		1	*	*	10	66	4
		GROUP 95 - GENERAL USE STANDARDIZED PARTS									
		9501 - BULK MATERIAL									
P 0	6145-284-0328	WIRE, ELECTRICAL (GE)			FT		*	*	15		
09P 0	6145-660-8933	WIRE, ELECTRICAL			FT		*	*	15		
09P 0	6145-299-4430	WIRE, ELECTRICAL			FT		*	*	15		
09P 0	6145-636-7814	WIRE, ELECTRICAL			FT		*	*	30		
		GROUP 99 - PARTS PECULIAR									
		9901 - PARTS PECULIAR WITH MORE THAN ONE APPLICATION									
10X20	5325-732-0686	GROMMET, RUBBER				8	*	*	*		
09X20	6220-353-0948	EYELET, BLACKOUT LAMP				8	*	*	*		
09X20	6220-732-0642	RING, RETAINING				14	*	*	*		
09P 0	6220-732-0658	PACKING, PREFORMED				2	3	*	200		
P 0	6240-019-0877	LAMP, INCANDESCENT				4	30	*	80		

CODES				FEDERAL STOCK NUMBER	DESCRIPTION	MANUFACTURER'S CODE	MANUFACTURER'S PART NO.	UNIT OF ISSUE	QTY INCORPORATED IN UNIT	FIELD MAINTENANCE 15-DAY LEVEL 3RD ECH	FIELD MAINTENANCE 15-DAY LEVEL 4TH ECH	DEPOT MAINT 5TH ECH	FIGURE NO.	ITEM NO.
MATERIEL	SOURCE	MAINT	RECOVERABILITY											
					PART V									
					GROUP 01 - ENGINE									
					0100 - ENGINE ASSEMBLY									
X2F				2520-163-8768	BRACKET, FRONT SUPPORT	23926	H19668		1	*	*	*		
					0109 DIESEL STARTING CONTROLS AND CONVERSION UNITS									
X2F					ROD AND YOKE ASSEMBLY, CONVERSION (USED WITH IHC ENGINES ONLY)	23926	SA35423		1	*	*	*		
X1					ROD, CONTROL (USED WITH IHC ENGINES ONLY)	23926	D35390		1					
X2F				5340-254-4640	CLEVIS, ROD END, CONTROL ROD (USED WITH IHC ENGINES ONLY)	23926	D30198		2	*	*	*		
09X2F				5310-010-3026	NUT, PLAIN, HEXAGON: CONTROL ROD CLEVIS (USED WITH IHC ENGINES ONLY)				2	*	*	*		
X2F				5315-276-4346	PIN, STRAIGHT, HEADED: CONTROL ROD CLEVIS (USED WITH IHC ENGINES ONLY)	23926	D30196		2	*	*	*		
X2F					LEVER, CONVERSION CONTROL (USED WITH IHC ENGINES ONLY)	23926	H30193		1	*	*	*		
X2F					STUD, CONTROL LEVER PIVOT (USED WITH IHC ENGINES ONLY)	23926	D30195		1	*	*	*		
X2F					LEVER, ENGINE CROSS SHAFT (USED WITH IHC ENGINES ONLY)	23926	H30496		1	*	*	*		
X2F				5315-010-3385	PIN, COTTER: CONTROL ROD CLEVIS PIN (USED WITH IHC ENGINES ONLY)				2	*	*	*		
					GROUP 02 - CLUTCH									
					0200 - CLUTCH ASSEMBLY									
X2F				2520-024-2560	CLUTCH, FRICTION: TRANSMISSION	77873	CLA1894-17		1	*	*	*		
X20					COVER, CLUTCH HOUSING	23926	207176		1	*	*	*		
X2F					HOUSING CLUTCH	23926	207200		1	*	*	*		
P1F				2520-355-2653	BEARING, SLEEVE: CLUTCH PEDAL SHAFT	23926	201966		4	*	*	40		
09X20				5305-017-9860	SCREW, CAP, HEXAGON HEAD: CLUTCH HOUSING COVER	23926	D33367		9	*	*	*		
09X2F				5307-272-4719	STUD, PLAIN: DROP GEAR CASE TO TRANSMISSION CASE	23926	207394		8	*	*	*		
09X20				5310-010-3322	WASHER, LOCK: CLUTCH HOUSING COVER SCREW	23926	D33385		9	*	*	*		
					0201 - CLUTCH DISKS AND PLATES									
09P1F				3110-156-3576	BEARING, BALL, ANNULAR	23926	D30337		1	*	*	10		
X2F				2520-214-2592	COVER ASSEMBLY, CLUTCH	77873	UCLA7-7044		1	*	*	*		
X2F				2520-354-6920	LEVER ASSEMBLY, RELEASE	77873	UCL6412		4	*	*	*		
X2F				5306-430-1881	BOLT, EYE	77873	UCL6295		4	*	*	*		
09P1F				3110-120-3093	BEARING, ROLLER NEEDLE	77873	CL7080		4	*	*	40		
X2F				5306-430-1881	BOLT, EYE: PRESSURE PLATE ADJUSTING, FRICTION CLUTCH	77873	CL6295		4	*	*	*		
2520-430-1856					LEVER, PRESSURE PLATE, CLUTCH: FRICTION	77873	CL6412		4	*	*	*		
X2F				5315-430-1854	PIN, STRAIGHT, HEADLESS: PIVOT	77873	CL6280		4	*	*	*		
09X2F				5315-010-3389	PIN, COTTER: LEVER PIN	77873	CL7575		4	*	*	*		
X2F				5315-430-1855	PIN, STRAIGHT, HEADED: LEVER	77873	CL6283		4	*	*	*		
X2F				2815-355-3462	PLATE, BACK CLUTCH: WITH NUTS AND WASHERS	77873	UCL7044		1	*	*	*		
X2F				5310-430-1858	NUT, PLAIN, HEXAGON: BACK PLATE FRICTION CLUTCH	77873	CL6825		4	*	*	*		
X1					PLATE	77873	CL7044		1					
X2F				5310-734-8741	WASHER, SPRING TENSION: ADJUSTING NUT	77873	CL6824		4	*	*	*		
X2F				2520-430-1882	PLATE ASSEMBLY, PRESSURE: FRICTION CLUTCH	77873	UCL6801-3		1	*	*	*		
09P F				3110-120-3082	BEARING, ROLLER, NEEDLE	77873	CL7079		8	2	*	80		
X1					PLATE, PRESSURE	77873	CL6801-3		1					
P F				2520-430-1857	SPRING, HELICAL, COMPRESSION	77873	CL6615-5		24	14	*	240		
P F				2520-430-1863	SPRING, HELICAL, TORSION: LEVER PIN, FRICTION CLUTCH	77873	CL7888		4	2	*	40		
X2F				5310-276-2836	WASHER, FLAT: LEVER PIN	77873	CL6284		4	*	*	*		
P1F				2520-678-0583	DRIVE PLATE ASSEMBLY, CLUTCH	77873	UCL47905-4		1	*	*	100		
P1F				5340-282-0074	RING, RETAINING: CLUTCH PILOT BEARING	23926	D33191		1	*	*	10		
					0202 - CLUTCH RELEASE MECHANISM									
09P1F				3110-158-6189	BEARING BALL, THRUST: CLUTCH RELEASE	23926	D33417		1	*	*	15		
X2F					BOLT, MACHINE: BRAKE LEVER CLAMP	23926	D33373		1	*	*	*		
09X20				5306-266-1505	BOLT, MACHINE: CLUTCH PEDAL PAD				1	*	*	*		
X2F				2520-355-2713	CARRIER, RELEASE BEARING, CLUTCH	23926	207183		1	*	*	*	67	7
X2F				3040-239-3403	COLLAR, SHAFT	23926	D21860		2	*	*	*	67	9
X20				4730-050-4208	FITTING, LUBRICATION	23926	D33399		2	*	*	*		
X20				4730-127-0034	FITTING, LUBRICATION	95879	1613		1	*	*	*		
09X2F				5315-012-0502	KEY, WOODRUFF: BRAKE OPERATING LEVER	23926	D33390		1	*	*	*		
X2F					LEVER OPERATING	23926	207507		1	*	*	*	67	11

SOURCE CODES	FEDERAL STOCK NUMBER	DESCRIPTION	MANUFACTURER'S CODE	MANUFACTURER'S PART NO.	UNIT OF ISSUE	QTY INCORPORATED IN UNIT	GUIDE QUANTITIES PER 100 EQUIPMENTS: FIELD MAINTENANCE 15-DAY LEVEL 3RD ECH	FIELD MAINTENANCE 15-DAY LEVEL 4TH ECH	DEPOT MAINT 5TH ECH	ILLUSTRATIONS: FIGURE NO.	ITEM NO.
MF		WIRE, LOCK	23926	201552		1					
		MANUFACTURE FROM:									
PF	9505-198-9104	WIRE, STEEL, CARBON (2¼ IN. REQUIRED)			CL		SEE GRP 9501				
X20	3010-430-9202	PAD, PEDAL	23926	D16766		1	*	*	*	67	6
X2F		PEDAL CONTROL	23926	B33101		1	*	*	*	67	8
X20		ROD ASSEMBLY, CLUTCH PEDAL	23926	SA33144		1	*	*	*		
X20	5340-254-4640	CLEVIS, ROD END: ROD CONNECTION	23926	D30198		2	SEE GRP 9501			67	2
09X20	5310-265-9215	NUT, PLAIN, HEXAGON: CLEVIS ROD				2	*	*	*	67	3
X1		ROD, CLUTCH PEDAL	23926	D33100		1				67	4
X20	5315-276-4346	PIN, STRAIGHT, HEADED: CLUTCH ROD CLEVIS	23926	D30196		2	*	*	*	67	1
X2F	5305-276-8004	SETSCREW: CLUTCH RELEASE YOKE	23926	207201		1	*	*	*		
X2F	2590-163-2150	SHAFT, CLUTCH AND BRAKE PEDAL	23926	D22650		1	SEE GRP 9501			67	10
X2F	3040-355-2711	SHAFT, CLUTCH PEDAL	23926	207181		1	*	*	*		
P10	2520-253-2928	SPRING, HELICAL, EXTENSION: CLUTCH PEDAL	23926	D30746		1	SEE GRP 9501			67	5
P1F	2530-664-9195	SPRING, HELICAL, EXTENSION: CLUTCH RELEASE	23926	201632		2	*	*	20		
X2F	2520-355-2712	YOKE, RELEASE, CLUTCH	23926	207182		2	*	*	*		
X2F	5305-253-3589	SETSCREW: PEDAL SHAFT COLLAR				2	*	*	*		
		0207 - CLUTCH BRAKE									
P1F	2520-288-1029	BEARING, SLEEVE: CLUTCH BRAKE PUSH ROD	23926	207189		1	*	*	10		
X2F	2530-355-2714	BRAKE SHOE ASSEMBLY	23926	207184		1	*	*	*		
P1F	2530-355-2715	LINING, FRICTION: BRAKE	23926	207186		1	*	*	100		
09X2F	5320-058-9877	RIVET, TUBULAR	23926	D33382		6	*	*	*		
X1		SHOE, CLUTCH BRAKE	23926	207185		1					
X2F	2520-374-8760	DISK, CLUTCH BRAKE	23926	207187		1	*	*	*		
MF		WIRE, LOCK	23926	201553		1					
		MANUFACTURE FROM:									
PF	9505-198-9104	WIRE, STEEL, CARBON: (GE) (2¼ IN. REQUIRED)			CO		SEE GRP 9501				
X2F		NUT, PLAIN, HEXAGON: BRAKE ADJUSTING SHOE	23926	D33394		1	*	*	*		
X2F		ROD, ACTUATING, CLUTCH BRAKE	23926	207188		1	*	*	*		
X2F	5340-598-1251	RING, RETAINING: BRAKE PUSH ROD	23926	D33438		1	*	*	*		
X2F	2520-803-3968	SCREW, CLUTCH BRAKE ADJUSTING	23926	207202		1	*	*	*		
X2F	5305-276-8004	SETSCREW: CLUTCH RELEASE YOKE	23926	207201		1	*	*	*		
X2F	2520-332-5803	SPACER, SLEEVE: PRESSURE SPRING, CLUTCH BRAKE	23926	207191		1	*	*	*		
P1F	5340-597-3877	SPRING, HELICAL, COMPRESSION: CLUTCH BRAKE RETURN	23926	207192		1	*	*	10		
P1F	2520-664-7847	SPRING, HELICAL, COMPRESSION: PRESSURE CLUTCH BRAKE	23926	203836		1	*	*	10		
X2F		SUPPORT CLUTCH BRAKE	23926	207179		1	*	*	*		
PF	2520-355-2710	BEARING, SLEEVE: CLUTCH RELEASE AND BRAKE SUPPORT	23926	207180		2	2	*	30		
X2F	5310-276-8659	WASHER, FLAT: CLUTCH BRAKE RETURN SPRING	23926	207193		1	*	*	*		
		03 FUEL SYSTEM									
		0306 TANKS, LINES, FITTINGS									
X20		TANK ASSEMBLY, FUEL (USED WITH IHC ENGINES ONLY) (ANNOTATION APPLIES TO ALL INDENTED COMPONENTS)	23926	SAB29377		1	*	*	*		
X20	2910-393-7347	STRAINER, FUEL	23926	SA32831		1	*	*	*		
P0	2910-246-0300	GASKET: STRAINER	23926	D16235		1	2	*	100		
P0	2910-163-2276	CAP, FUEL TANK	23926	SAH28010		1	2	*	3		
X20	4730-231-2413	CAP, PIPE: TANK AIR VENT	23926	D28109		1	*	*	*		
X20		AIR CLEANER, FUEL TANK VENT	23926	D28113		1	*	*	10		
X20	2910-163-6721	TOP, FUEL STRAINER	23926	H16091		1	*	*	*		
X20		VENT, FUEL TANK	23926	SA39414		*	*	*	*		
X20		SUPPORT, FUEL TANK: RH (USED WITH ALL IHC ENGINES, AND ON GRADERS, SERIAL NOS. GMD-18982 THRU GMD-19397 ONLY)	23926	B27737		1	*	*	*		
X20		SUPPORT, FUEL TANK: LH (USED WITH ALL IHC ENGINES, AND ON GRADERS, SERIAL NOS. GMD-18982 THRU GMD-19397 ONLY)	23926	B27738		1	*	*	*		
X20		BRACKET, FUEL TANK SUPPORT (USED WITH IHC ENGINES ONLY)	23926	D27741		2	*	*	*		
X20	2910-430-9252	PAD, STRAP: FUEL TANK BAND (USED WITH IHC ENGINES ONLY)	23926	D22875		2	*	*	*		
X20		PAD, FUEL TANK (USED WITH IHC ENGINES ONLY)	23926	D22876		2	*	*	*		
X20		BAND, FUEL TANK (USED WITH IHC ENGINES ONLY)	23926	SAH22863		2	*	*	*		
P10	2910-694-1016	HOSE ASSEMBLY, RUBBER: TANK TO PUMP (USED WITH IHC ENGINES ONLY)	23926	D31136		1	*	*	25		
P10	2910-694-1017	HOSE ASSEMBLY, RUBBER: TANK TO FILTER (USED WITH IHC ENGINES ONLY)	23926	D31523		1	*	*	25		
X20	4730-044-4040	ELBOW, PIPE: FUEL LINE	23926	D31142		1	*	*	*		
X20	4730-424-7712	ELBOW, PIPE TO TUBE: FUEL LINE (GE) (USED ON GM GRADERS, SERIAL NOS. GMD-18982 THRU GMD-21053 ONLY)	92679	482320		1	*	*	*		

CODES				FEDERAL STOCK NUMBER	DESCRIPTION	MANUFACTURER'S CODE	MANUFACTURER'S PART NO.	UNIT OF ISSUE	QTY INCORPORATED IN UNIT	PER 100 EQUIPMENTS: FIELD MAINTENANCE 15-DAY LEVEL 3RD ECH	PER 100 EQUIPMENTS: FIELD MAINTENANCE 15-DAY LEVEL 4TH ECH	PER 100 EQUIPMENTS: DEPOT MAINT 5TH ECH	ILLUSTRATIONS: FIGURE NO.	ILLUSTRATIONS: ITEM NO.
MATERIEL	SOURCE	MAINT	RECOVERABILITY											
X20					TANK ASSEMBLY, FUEL (USED ON GM GRADERS, SERIAL NOS. GMD-18982 THRU GMD-19397 ONLY) (ANNOTATION APPLIES TO ALL INDENTED COMPONENTS)	23926	SAB37065		1	*	*	*		
P O		2910-163-2276			CAP, FUEL TANK	23926	SAH28010		1	2	*	3		
X20					LINE ASSEMBLY: FUEL TANK VENT	23926	SAD28111		1	*	*	*		
X20		2910-393-7347			STRAINER, FUEL	23926	SA32831		1	*	*	*		
X20					SEAT ASSEMBLY, NEEDLE VALVE	23926	SA37234		1	*	*	*		
P O		2910-246-0300			GASKET: FUEL STRAINER	23926	D16235		1	2	*	100		
X20		4730-231-2413			CAP, PIPE: TANK AIR VENT	23926	D28109		1	*	*	*		
X20					AIR CLEANER, FUEL TANK VENT	23926	D28113		1	*	*	10		
X20		2910-163-6721			TOP, FUEL STRAINER	23926	H16091		1	*	*	*		
X20					BAND, FUEL TANK (USED ON GM GRADERS, SERIAL NOS. GMD-18982 THRU GMD-19397 ONLY)	23926	SAH37135		2	*	*	*		
X20					STRIP, FUEL TANK (USED ON GM GRADERS, SERIAL NOS. GMD 18982 THRU GMD-19397 ONLY)	23926	D37136		2	*	*	*		
X20					PAD, FUEL TANK (USED ON GM GRADERS, SERIAL NOS. GMD 18982 THRU GMD 19397 ONLY)	23926	D37137		2	*	*	*		
X20		4820-431-0774			COCK, SHUTOFF, SCREW STEM: (USED ON GM GRADERS, SERIAL NOS. GMD 18982 THRU GMD 19397 ONLY)	23926	D30280		1	*	*	*		
X20					HOSE, FUEL TANK: SUPPLY AND RETURN (USED ON GM GRADERS, SERIAL NOS. GMD 18982 THRU GMD 21053 ONLY)	23926	D31139		3	*	*	50	48	7
X20					GROMMET: FUEL LINE (USED ON GM GRADERS, SERIAL NOS. GMD 18982 AND UP ONLY)	23926	D33069		2	*	*	*	48	11
X20		4820-276-9040			COCK, FUEL TANK (USED ON GM GRADERS, SERIAL NOS. GMD 18982 THRU GMD 21053 ONLY)				1	*	*	*		
X20		4730-289-0587			COUPLING, PIPE: 1/4-18 FUEL LINE (USED ON GM GRADERS, SERIAL NOS. GMD 18982 THRU GMD-19397 ONLY)	79470	3300X4		1	*	*	*		
X20		4730-289-0587			COUPLING, PIPE: 1/4-18 FUEL SUPPLY AND RETURN LINE (USED ON GM GRADERS, SERIAL NOS GMD 19398 AND UP ONLY)	79470	3300X4		2	*	*	*		
X20		4730-278-4239			ELBOW, PIPE: FUEL STRAINER (GE) (USED ON GM GRADERS, SERIAL NOS. GMD 18982 AND UP ONLY)				1	*	*	*		
X20					FITTING: SUPPLY AND RETURN LINE (USED ON GM GRADERS, SERIAL NOS. GMD 19398 THRU GMD-21053 ONLY)	79470	W48X68		2	*	*	*		
X20					FITTING: FUEL TANK CONNECTION AND RETURN LINE (USED ON GM GRADERS, SERIAL NOS. GMD 21054 AND UP ONLY)	79470	W48X68		3	*	*	*		
P O		3805-447-3584			HOSE ASSEMBLY, RUBBER: FUEL TANK CONNECTION (USED ON GM GRADERS, SERIAL NOS. GMD 19398 THRU GMD-21053 ONLY)	23926	R18797		1	2	*	100		
X20					HOSE, FUEL: FUEL RETURN LINE (USED ON GM GRADERS, SERIAL NOS. GMD 21054 AND UP ONLY)	23926	D31139		1	*	*	100		
X20					HOSE: MAIN FUEL LINE (USED ON GM GRADERS, SERIAL NOS. GMD 19398 AND UP ONLY)	23926	D37362		1	*	*	100		
X20		4730-725-7732			COUPLING, PIPE: FUEL TANK CONNECTION (USED ON GM GRADERS, SERIAL NOS. GMD 19398 THRU GMD-21053 ONLY)	23926	R21412		1	*	*	*		
X20					VALVE, ANGLE: FUEL TANK CONNECTION (USED ON GM GRADERS, SERIAL NOS. GMD 19398 AND UP ONLY)	23926	D37476		2	*	*	*		
		4730-424-7712			ELBOW, PIPE TO TUBE: FUEL LINE (GE) (USED ON GM GRADERS, SERIAL NOS GMD 21054 AND UP ONLY)	92679	48232D		2	*	*	*		
X20					HOSE: FUEL TANK (USED ON GM GRADERS, SERIAL NOS. GMD 21054 AND UP ONLY)	23926	D31140		2	*	*	25	48	8
X20					TUBE: FUEL TANK BREATHER (USED ON GM GRADERS, SERIAL NOS. GMD 21054 AND UP ONLY)	23926	SAD39916		1	*	*	*		
X20		4730-188-1877			NIPPLE, PIPE: FUEL TANK CONNECTION (GE) (USED ON GM GRADERS, SERIAL NOS, GMD 19398 THRU GMD-21053 ONLY)				3	*	*	*		
X20		4730-188-1877			NIPPLE, PIPE: FUEL LINE (GE) (USED ON GM GRADERS, SERIAL NOS. GMD 21054 AND UP ONLY)				2	*	*	*		

SOURCE CODES	FEDERAL STOCK NUMBER	DESCRIPTION	MANUFACTURER'S CODE	MANUFACTURER'S PART NO.	UNIT OF ISSUE	QTY INCORPORATED IN UNIT	GUIDE QUANTITIES PER 100 EQUIPMENTS: FIELD MAINTENANCE 15-DAY LEVEL 2ND ECH	FIELD MAINTENANCE 15-DAY LEVEL 4TH ECH	DEPOT MAINT 8TH ECH	ILLUSTRATIONS: FIGURE NO.	ITEM NO.
X20		TEE, PIPE: 1/2 X 1 1/2 X 3/8 (USED ON GM GRADERS, SERIAL NOS. GMD 19398 THRU GMD-21053 ONLY)				1	*	*	*		
X20		TANK AND SEAT BOX ASSEMBLY (USED ON GM GRADERS, SERIAL NOS. GMD 21054 AND UP ONLY) (SERIAL NOS. RANGE FOR STOCK NO. (23926) SAG 39911 APPLIES TO ALL INDENTED COMPONENTS)	23926	SAG39911		1	*	*	*		
X20		SEAT ASSEMBLY, NEEDLE VALVE	23926	SAG37234		1	*	*	*		
X20		NECK, FILLER	23926	SAH37291		1	*	*	*		
X20		CAP FILLER	23926	R11409A		1	*	*	3		
X20		BUSHING, PIPE: (GE)				2	*	*	*		
X20	4730-193-0871	(USED ON GM GRADERS, SERIAL NOS. GMD 21054 AND UP ONLY)									
X20	4730-257-2117	TEE, PIPE: 1/4 MALIABLE IRON (USED ON GM GRADERS, SERIAL NOS. GMD 21054 AND UP ONLY)				1	*	*	*		
X20	4730-277-9642	NIPPLE, PIPE: 1/4 CLOSE (GE) (USED ON GM GRADERS, SERIAL NOS. GMD 21054 AND UP ONLY)				1	*	*	*		
X20		TANK AND SEAT BOX ASSEMBLY (USED ON GM GRADERS, SERIAL NOS. GMD 19398 THRU GMD-21053 ONLY) (SERIAL NO. RANGE FOR STOCK NO. (23926) SAG 37260 APPLIES TO ALL INDENTED COMPONENTS)	23926	SAG 37260		1	*	*	*		
X20		SEAT ASSEMBLY, NEEDLE VALVE	23926	SAG37234		1	*	*	*		
X20		NECK, FILLER	23926	SAH37291		1	*	*	*		
X20		CAP, FILLER	23926	R11409A		1	*	*	3		
X20		PIPE, BREATHER	23926	D37360		1	*	*	*		
		0308 - ENGINE SPEED GOVERNOR									
X20		BRACKET, CONTROL CABLE MOUNTING	23926	D29359		1	*	*	*		
X20		BRACKET, GOVERNOR CONTROL (USED ON GRADER, SERIAL NO. MD-19854 AND UP ONLY)	23926	H38214		1	*	*	*		
X20		BRACKET, GOVERNOR CONTROL (USED ON GRADER, SERIAL NO. MD-14401 THRU MD-19853 ONLY)	23926	D29316		1	*	*	*		
X20		CONTROL ASSEMBLY, GOVERNOR	23926	SA29442		1	*	*	*		
X20		BODY, GOVERNOR CONTROL	23926	H29309		1	*	*	*	68	19
X20		BRACKET, UPPER CONTROL	23926	D35345		1	*	*	*	68	18
X20	5330-599-9837	WASHER, NONMETALLIC: GOVERNOR CONTROL	23926	D35342		2	*	*	*	67	17
P10	2990-664-3910	SPRING, HELICAL, COMPRESSION	23926	D35343		1	*	*	10	67	15
X20		RETAINER, SPRING	23926	D35341		1	*	*	5	67	16
X20		HANDLE, GOVERNOR CONTROL	23926	D29311		1	*	*	*	67	2
09X20	5310-012-1358	NUT, PLAIN, HEXAGON: HANDLE RETAINING				1	*	*	*	67	3
X20	5310-012-3263	NUT, PLAIN, HEXAGON: RETAINING STUD				1	*	*	*	67	13
X20	5315-694-1013	PIN, STRAIGHT, HEADLESS: AIR GOVERNOR	23926	D29310		1	*	*	*	67	20
09X20	5307-261-0354	STUD, PLAIN: CONTROL RETAINER	23926	D30305		1	*	*	*	67	12
X20	5310-262-3063	WASHER, FLAT	92679	150420		1	*	*	*	67	14
X20		RETAINER, HANDLE	23926	H29312		1	*	*	*		
X20	5306-281-4746	BOLT, U	23926	D29358		1	*	*	*	67	10
X20		BRACKET, CONTROL CABLE, FRONT MOUNTING	23926	D29437		1	*	*	*	67	11
X20	2990-322-2222	CONTROL ASSEMBLY, PUSH-PULL	23926	H29313		1	*	*	*	67	9
X20	3805-447-3521	KNOB: GOVERNOR CONTROL LEVER	23926	D6899		1	*	*	*	67	1
X20	5315-010-3494	PIN, STRAIGHT, HEADED: CONTROL YOKE	23926	D29315		2	*	*	*	67	6
09X20	5310-021-8563	NUT, PLAIN, HEXAGON: CONTROL ASSEMBLY				2	*	*	*	67	8
P10	5340-290-5064	CLEVIS, ROD END	23926	D29314		2	*	*	5	68	7
09X20	5310-010-2634	NUT, PLAIN, HEXAGON: U, BOLT: 5/16 THD SIZE				4	*	*	*		
X20	5310-010-3320	WASHER, LOCK: U, BOLT; 5/16				4	*	*	*		
X20		ROD, ASSEMBLY, GOVERNOR CONTROL (USED WITH IHC ENGINES ONLY)	23926	SA30487		1	*	*	*		
X20		ROD ASSEMBLY, GOVERNOR CONTROL (USED WITH GM ENGINES ONLY)	23926	SAD37310		1	*	*	*		
X20		COUPLING, GOVERNOR CONTROL ROD (USED WITH IHC ENGINES ONLY)	23926	D29317		1	*	*	*		
X20	5315-010-3363	PIN, COTTER: CLEVES PIN 1/16 x 1				2	*	*	*		
X20		SHAFT, CROSS GOVERNOR CONTROL (USED WITH GM ENGINES ONLY)	23926	D37141		1	*	*	*		
X20		BRACKET, CONTROL CABLE (USED WITH GM ENGINES ONLY)	23926	D37312		1	*	*	*		
X20	5306-017-9816	BOLT, MACHINE: CONTROL CABLE BRACKET MTG				3	*	*	*	68	4
X20	5310-010-3320	WASHER, LOCK: CONTROL CABLE BRACKET SCREW				3	*	*	*	68	5
		0312 ACCELERATOR, THROTTLE, OR CHOKE CONTROLS									
P 0	2990-204-3178	CONTROL ASSEMBLY, PUSH-PULL: CHOKE (USED WITH 1 HC ENGINES ONLY)	23926	R28803		1	2	*	10		

SOURCE CODES	FEDERAL STOCK NUMBER	DESCRIPTION	MANUFACTURER'S CODE	MANUFACTURER'S PART NO.	UNIT OF ISSUE	QTY INCORPORATED IN UNIT	FIELD MAINTENANCE 15-DAY LEVEL 3RD ECH	FIELD MAINTENANCE 15-DAY LEVEL 4TH ECH	DEPOT MAINT 5TH ECH	ILLUSTRATIONS FIGURE NO.	ILLUSTRATIONS ITEM NO.
		GROUP 04 - EXHAUST SYSTEM									
		0401 - MUFFLER AND PIPES									
			23926	RD38642		1	*	*	*	69	
X20		CAP, MUFFLER				1	*	*	*	69	
X20	5340-352-9811	HANGER, PIPE				1	*	*	*	69	
09X20	5310-022-0066	NUT, PLAIN, HEXAGON: PIPE HANGER SCREW				1	*	*	*	69	
X20	5305-017-9843	SCREW, CAP, HEXAGON HEAD: PIPE HANGER									
X20	5310-261-7340	WASHER, LOCK: HANGER SCREW									
		GROUP 07 - TRANSMISSION									
		0700 - TRANSMISSION ASSEMBLY									
			23926	207105		1		*	*		
X2H		CAP, TRANSMISSION BEARING: FRONT	23926	207106		1		2	100		
P H	2520-371-7126	GASKET: BEARING CAP, FRONT, PINION SHAFT	23926	207080		1		*	*		
X2H		HOUSING, TRANSMISSION	23926	D33398		10		*	*		
09X2H	5310-265-9220	NUT, PLAIN, HEXAGON: DROP GEAR CASE STUD	23926	13F-08		1	*	*	*		
X20	4730-378-3412	PLUG, PIPE: OIL LEVEL (GE)	23926	D33403		1	*	*	*		
X20	4730-289-1545	PLUG, PIPE: TRANSMISSION DRAIN (GE)	23926	207394		2		*	*		
X2H	5307-272-4719	STUD, PLAIN: TRANSMISSION CASE									
09X2H	5307-261-0457	STUD, PLAIN: TRANSMISSION CASE TO DROP GEAR CASE	23926	207199		5		*	*		
09X2H	5305-017-9860	SCREW, CAP, HEXAGON HEAD: FRONT BEARING SHAFT	23926	D33367		6		*	*		
09X2H	5310-010-3322	WASHER, LOCK: FRONT BEARING CAP SCREW	23926	D33385		6		*	*		
09X2H	5310-010-3326	WASHER, LOCK: TRANSMISSION CASE STUD	23926	D33388		10		*	*		
		0701 - TRANSMISSION SHAFTS									
09P1H	3110-155-6770	BEARING, BALL, ANNULAR: MAINSHAFT CENTER	23926	D33407		1		*	10		
09P1H	3110-155-6708	BEARING, BALL, ANNULAR: MAINSHAFT FRONT	23926	D33408		1		*	10		
P1H	3110-155-6610	BEARING, ROLLER, CYLINDRICAL: MAINSHAFT REAR	23926	D33411		1		*	10		
P1H	2520-204-0369	GEAR, SPUR	23926	207059		1		*	5		
P1H	3805-355-2669	GEAR, SPUR	23926	207061		1		*	5		
P1H	2520-371-7118	GEAR, SPUR: MAIN SHAFT, SECOND AND FIFTH SPEED, TRANSMISSION CASE	23926	207060		1		*	5		
P1H	2520-245-0145	GEAR, SPUR: PLAIN, FIRST AND 4TH SPEED	23926	207058		1		*	5		
X2H	5310-371-7113	NUT, PLAIN, HEXAGON: MAIN SHAFT FRONT BEARING DROP GEAR CASE	23926	201247		1		*	*		
P1H	5340-282-6354	RING, RETAINING: MAIN SHAFT, CENTER BEARING	23926	D33433		1		*	10		
P1H	5340-664-7520	RING, RETAINING: MAIN SHAFT, REAR BEARING	23926	D33436		1		*	10		
P1H	5340-598-1468	RING, RETAINING: MAIN SHAFT, THIRD AND SIXTH GEAR	23926	D33432		1		*	10		
P H	2520-298-0649	SEAL, PLAIN ENCASED: MAIN SHAFT	23926	207096		1		2	100		
X2H	2520-355-2681	SPACER, FRONT BEARING, MAIN SHAFT: TRANSMISSION	23926	207097		1		*	*		
P1H	2520-355-2668	SHAFT, MAIN, TRANSMISSION: REVERSE IDLER	23926	207057		1		*	5		
X2H	2520-355-2679	SPACER, SLEEVE: MAIN SHAFT GEAR, TRANSMISSION	23926	207093		2		*	*		
X2H	2520-355-2680	SPACER, SLEEVE: MAIN SHAFT, REVERSE AND FIFTH GEAR, TRANSMISSION	23926	207094		1		*	*		
X2H	5310-269-5928	WASHER, FLAT: MAIN SHAFT OIL SEAL	23926	207095		1		*	*		
X2H	5310-276-3488	WASHER, FLAT: MAIN SHAFT REAR BEARING	23926	207092		1		*	*		
09A H	3110-277-0479	BEARING, ROLLER, TAPERED: REAR PINION SHAFT	23926	D33414		2					
09P1H	3110-101-1791	CUP, TAPERED ROLLER BEARING				2		*	20		
09P1H	3110-100-3129	CONE AND ROLLERS, TAPERED ROLLER BEARING				2		*	20		
P1H	2520-355-2676	BEARING, SLEEVE: PINION SHAFT, TRANSMISSION	23926	207078		1		*	50		
P1H	3110-227-3343	CUP, TAPERED ROLLER BEARING	23926	D33413		1		*	10		
P1H	2520-355-2719	GEAR SET, RING AND PINION: SHAFT	23926	800480		1		*	5		
P1H	2520-355-2671	GEAR, SPUR	23926	207065		1		*	5		
P1H	2520-371-7120	GEAR, SPUR: SHAFT, TRANSMISSION	23926	207067		1		*	5		
P1H	2520-371-7121	GEAR, SPUR: SHAFT, TRANSMISSION	23926	207068		1		*	5		
P1H	2520-371-7122	GEAR, SPUR: THIRD AND SIXTH SPEED, TRANSMISSION	23926	207070		1		*	5		
X2H	2520-355-2672	HUB, SHIFT, PINION SHAFT: FIRST AND REVERSE GEAR, TRANSMISSION	23926	207066		1		*	*		
X2H	2520-355-2673	HUB, SHIFT, PINION SHAFT: SECOND AND THIRD GEAR, TRANSMISSION	23926	207069		1		*	*		
X2H	5310-379-0130	NUT, CONE SEAT, HEXAGON: BEVEL DRIVE GEAR, TRANSMISSION	23926	207533		1		*	*		
X2H	5315-272-6769	PIN, STRAIGHT, HEADED: PINION SHAFT	23926	207204		1		*	*		
P1H	5340-282-5603	RING, RETAINING: FRONT BEARING PINION SHAFT	23926	D33419		1		*	10		
P1H	5340-282-5005	RING, RETAINING: PINION SHAFT	23926	D33435		1		*	10		
P1H	5340-281-6647	RING, RETAINING: PINION SHAFT REAR BEARING	23926	D33423		1		*	10		
P1H	5340-598-1455	RING, RETAINING: PINION SHAFT, SECOND AND FIFTH GEAR	23926	D33434		1		*	10		
P1H	5340-371-7115	SHIM: PINION SHAFT BEARING (AS REQUIRED)	23926	201558				*	10		
P1H	5340-510-7071	SHIM: FRONT BEARING PINION SHAFT (AS REQUIRED)	23926	205966				*	10		

MATERIAL	SOURCE	MAINT	RECOVERABILITY	FEDERAL STOCK NUMBER		MANUFACTURER'S CODE	MANUFACTURER'S PART NO.	UNIT OF	QTY INCORP IN UNIT	FIELD MAINTENANCE 15-DAY LEVEL 3RD ECH	FIELD MAINTENANCE 15-DAY LEVEL 4TH ECH	DEPOT MAINT 5TH ECH	FIGURE NO.	ITEM NO.
P1H				5340-510-7038	SHIM: FRONT BEARING, PINION SHAFT (As required)	23926	205967				*	10		
X2H				3805-333-4083	WASHER, THRUST: PINION SHAFT BEARING, FRONT	23926	207104		1		*	*		
X2H				5310-205-8878	WASHER, FLAT: REVERSE GEAR, PINION SHAFT	23926	207102		1		*	*		
X2H				5310-271-4108	WASHER, KEYWAY: PINION SHAFT	23926	207101		1		*	*		
X2H				5310-262-6148	WASHER, KEYWAY: SECOND AND FIFTH GEAR	23926	207103		1		*	*		
X2H				5310-638-2172	WASHER, SPLIT: PINION SHAFT REAR BEARING (As required)	23926	D33429				*	*		
X2H				5310-638-1909	WASHER, SPLIT: PINION SHAFT REAR BEARING (As required)	23926	D33427				*	*		
X2H				5310-638-0013	WASHER, SPLIT: PINION SHAFT REAR BEARING (As required)	23926	D33426				*	*		
X2H				5310-638-1941	WASHER, SPLIT: PINION SHAFT REAR BEARING (As required)	23926	D33428				*	*		
X2H				5310-637-7655	WASHER, SPLIT: PINION SHAFT REAR BEARING (As required)	23926	D33424				*	*		
X2H				5310-637-7656	WASHER, SPLIT: PINION SHAFT REAR BEARING (As required)	23926	D33425				*	*		
P1H				2520-661-5916	WASHER, THRUST: PINION SHAFT BEARING REAR	23926	207100		1		*	50		
09P1H				3110-108-8011	ROLLER ASSEMBLY, JOURNAL BEARING	23926	D33412		1		*	10		
P1H				2520-371-7123	GEAR, SPUR: REVERSE IDLER, TRANSMISSION CASE	23926	207071		1		*	5		
09X2H				5315-012-0502	KEY, WOODRUFF: SHIFT FINGER, OUTSIDE	23926	D33390		1		*	*		
P1H				2520-355-2682	SHAFT, STRAIGHT, REVERSE IDLER GEAR: TRANSMISSION	23926	207107		1		*	5		
					0704 - TRANSMISSION TOP COVER ASSEMBLY									
X2F				2520-214-2734	BALL, GEAR SHIFTER LOCK	23926	D33400		7	*	*	2		
X2F				2520-861-3764	COVER, GEARSHIFT CONTROL	23926	207124		1	*	*	*		
X2F				2520-355-2704	FINGER, SHIFT, TRANSMISSION: INNER GEAR SHIFTING	23926	207141		1	*	*	*		
X2F				2520-355-2694	FORK, SHIFTER: REVERSE, FIRST AND FOURTH SPEEDS, GEAR SHIFTING	23926	207126		1	*	*	*		
X2F				2520-355-2695	FORK, SHIFTER: SECOND AND FIFTH, THIRD AND SIXTH SPEEDS, GEAR SHIFTING	23926	207127		1	*	*	*		
P F				2520-371-7127	GASKET: CONTROL COVER TO CASE GEAR SHIFTING	23926	207125		1	2	*	100		
09X2F				5315-012-0502	KEY, WOODRUFF: SHIFT FINGER, INSIDE	23926	D33390		2	*	*	*		
09X2F				5310-010-3044	NUT, CASTELLATED, HEXAGON: ADJUSTING, REVERSE AND 1ST LATCH	23926	D3391		2	*	*	*		
X2F					PIN, LOCK, GEARSHIFT	23926	201044		1	*	*	*		
X2F				4730-289-4770	PLUG, PIPE: ROCKER SHAFT (GE)	23926	D33405		1	*	*	*		
X2F				2520-355-2658	PLUNGER, SHIFTER LATCH: REVERSE AND FIRST GEAR	23926	202282		2	*	*	*		
P1F				5340-598-1456	RING, RETAINING: ANCHOR BRACKET	23926	D33437		1	*	*	10		
P F				2520-298-0647	SEAL, PLAIN ENCASED: INSIDE SHIFT FINGER ROCKER SHAFT	23926	206573		1	2	*	100		
X2F				5305-281-4529	SETSCREW: SHIFT FORK AND SHIFT LUG	23926	201566		3	*	*	*		
X2F				5305-281-5443	SETSCREW: SHIFT FORK AND SHIFT FINGER	23926	201705		2	*	*	*		
X2F				2520-355-2701	SHAFT, ROCKER, TRANSMISSION INSIDE SHIFT FINGER: GEAR	23926	207135		1	*	*	*		
X2F				2520-355-2698	SHAFT, SHIFTER: HIGH-LOW RANGE, GEAR SHIFTING	23926	207131		1	*	*	*		
X2F				3805-978-9450	ROD, SHIFTER: REVERSE, FIRST AND FOURTH SPEED, GEAR SHIFTING	23926	207129		1	*	*	*		
X2F				3805-510-6289	SHAFT, SHIFTER: SECOND AND FIFTH, THIRD AND SIXTH, SPEEDS, GEAR SHIFTING	23926	207130		1	*	*	*		
X2F				2520-355-2696	SHIFT LUG, TRANSMISSION: HIGH-LOW RANGE GEAR SHIFTING	23926	207128		1	*	*	*		
P1F				2520-249-3432	SPRING, HELICAL, COMPRESSION: MESH LOCK	23926	201045		3	*	*	30		
P1F				2520-663-2260	SPRING, HELICAL, COMPRESSION: REVERSE AND 1ST LATCH PLUNGER	23926	201043		2	*	*	20		
M F					WIRE, LOCK: MANUFACTURE FROM:	23926	201553		5					
P F				9505-198-9104	WIRE, STEEL, CARBON (GE) (5 IN. REQUIRED FOR EACH WIRE)			CL		SEE GRP 9501				
X2F				2520-371-7116	BOOT, UNIVERSAL LEVER: GEAR SHIFTING PARTS	23926	202128		1	*	*	*		
X2F				2520-355-2655	BRACKET, SWIVEL, UNIVERSAL YOKE: GEAR SHIFTING PARTS	23926	202124		1	*	*	*		
X2F				2520-355-2702	BRACKET, UNIVERSAL PIVOT ANCHOR, TRANSMISSION: GEAR SHIFTING	23926	207136		1	*	*	*		
X2F				2520-371-7128	COVER, DUST, REMOTE SHIFT CONTROL: GEAR	23926	207503		1	*	*	*		
X2F				2520-355-2703	DRAW ROD AND YOKE ASSEMBLY, TRANSMISSION: GEAR SHIFTING	23926	207137		1	*	*	*		
09X2F				5315-012-0502	KEY, WOODRUFF: ROCKER SHAFT; No. 11	23926	D33390		1	*	*	*		
X2F					LEVER, GEAR SHIFTER: W/BRACKET	23926	207139		1	*	*	*		
X1				2520-355-2657	CLEVIS, ROD END: DRAW ROD	23926	202132		1					
09X2F				5355-352-9611	KNOB: GEAR SHIFT LEVER	23926	202750		1	*	*	*		
X1					LEVER ASSEMBLY, SHIFT	23926	209335		1					
X2F				5310-265-9215	NUT, PLAIN, HEXAGON: DRAW ROD YOKE CLAMP SCREW	23926	D33396		2	*	*	*		

SOURCE CODES				FEDERAL STOCK NUMBER	DESCRIPTION	MANUFACTURER'S CODE	MANUFACTURER'S PART NO.	UNIT OF ISSUE	QTY INCORPORATED IN UNIT	FIELD MAINTENANCE 15-DAY LEVEL 3RD ECH	FIELD MAINTENANCE 15-DAY LEVEL 4TH ECH	DEPOT MAINT 5TH ECH	FIGURE NO.	ITEM NO.
							23926 D33366		6	*	*	*		
X2F				5315-010-3389	PIN, COTTER: CLEVIS ROD END DRAW ROD		23926 202129		2	*	*	*		
X2F				5315-200-4520	PIN, STRAIGHT, HEADED: UNIVERSAL YOKE SWIVEL BRACKET		23926 203061		2	*	*	*		
X2F				5315-267-3510	PIN, TAPERED, PLAIN: SHIFT LEVER				2	*	*	*		
09X2F				5305-017-9845	SCREW, CAP, HEXAGON HEAD: DRAW ROD YOKE CLAMP		23926 D33374		1	*	*	10		
P1F				2520-664-7848	SPRING, HELICAL, COMPRESSION: SHIFT LEVER		23926 201298		2	*	*	*		
09X2F				5310-010-3321	WASHER, LOCK: DRAW ROD YOKE CLAMP SCREW		23926 D33384		1	*	*	*		
X2F				2520-355-2654	LEVER, UNIVERSAL, GEAR SHIFTING		23926 202123		1	*	*	*		
X2F				5340-276-5846	PLUG, EXPANSION: UNIVERSAL LEVER		23926 D33402		1	*	*	*		
X2F				5340-282-5003	RING, RETAINING: UNIVERSAL LEVER		23926 D33430		1	*	*	*		
X2F				5305-281-5443	SETSCREW: SHIFT FINGER		23926 201705		1					
M F					WIRE, LOCK		23926 201553							
					MANUFACTURE FROM:									
P F				9505-198-9104	WIRE, STEEL, CARBON (GE) (2¼ IN. REQUIRED)			CL		SEE GRP 9501				
					GROUP 08 - POWER TRANSFER									
					0800 - POWER TRANSFER ASSEMBLY									
X2F					COVER, DROP GEAR HOUSING		23926 207108		1	*	*	*		
M F					GASKET: COVER		23926 207109		1					
					MANUFACTURE FROM:									
09P F				5330-233-5845	PAPER, GASKET (12 IN. x 12 IN. REQUIRED)			YD		SEE GRP 9501				
P F				2520-599-7619	GASKET: COVER PLATE: POWER TAKEOFF		23926 201400		1	2	*	100		
P H				2520-718-3780	GASKET: DROP GEAR HOUSING TO TRANSFER HOUSING		23926 207110		1		2	100		
X2H					HOUSING, DROP GEAR		23926 207081		1		*	*		
09X2H				5310-265-9220	NUT, PLAIN, HEXAGON: DROP GEAR CASE TO TRANSFER CASE STUD		23926 D33398		8		*	*		
X2F					PLATE, COVER, POWER TAKEOFF		23926 201398		1	*	*	*		
X20				4730-289-1545	PLUG, PIPE: TRANSMISSION DRAIN		23926 D33403		1	*	*	*		
X20				4730-289-5944	PLUG, PIPE: FILLER (GE)		23926 D33404		1	*	*	*		
X20				4730-278-3412	PLUG, PIPE: OIL LEVEL (GE)		23926 13F08		1	*	*	*		
09X2F				5305-017-9860	SCREW, CAP, HEXAGON HEAD: DROP GEAR CASE COVER		23926 D33367		12	*	*	*		
09X2F				5305-577-5462	SCREW, CAP, HEXAGON HEAD: POWER TAKEOFF COVER PLATE		23926 D33389		6	*	*	*		
X2H					STUD, DROP GEAR CASE TO TRANSFER CASE		23926 207500		2		*	*		
09X2H				5310-010-3326	WASHER, LOCK: DROP GEAR CASE TO TRANSFER CASE STUD NUT		23926 D33388		8		*	*		
09X2F				5310-010-3322	WASHER, LOCK: DROP GEAR CASE COVER SCREW		23926 D33385		12	*	*	*		
P1F				5340-355-2716	BUMPER, RUBBER: DROP GEAR HOUSING MTG		23926 207457		4	*	*	40		
					0801 - POWER TRANSFER SHAFTS									
09P1H				3110-155-6724	BEARING, BALL, ANNULAR: MAIN DRIVE GEAR SHAFT AND INTERMEDIATE SHAFT FRONT AND REAR		23926 D33409		3		*	30		
P H				3805-355-2677	GASKET: CLUTCH HOUSING TO DROP GEAR CASE		23926 207084		1		2	100		
P1H				2520-355-2665	GEAR, SPUR: DRIVE, TRANSMISSION		23926 207053		1		*	5		
X2H					NUT, BAFFLE PLATE SCREW		23926 D33395		1		*	*		
P1H				5340-281-6644	RING, RETAINING: BEARING; MAIN DRIVE GEAR SHAFT		23926 D33418		2		*	20		
P1H				5340-282-5004	RING, RETAINING: MAIN DRIVE GEAR		23926 D33431		4		*	40		
09X2H				5305-018-1313	SCREW, CAP, HEXAGON HEAD: BAFFLE PLATE		23926 D33372		1		*	*		
09X2H				5305-017-9860	SCREW, CAP, HEXAGON HEAD: DROP GEAR CASE BEARING CAP		23926 D33367		10		*	*		
P H				2530-290-0324	SEAL, PLAIN ENCASED: MAIN DRIVE GEAR SHAFT		23926 207190		1		2	100		
P1H				2520-355-2663	SHAFT, MAIN DRIVE GEAR: TRANSMISSION		23926 207051		1		*	3		
09X2H				5310-010-6500	WASHER, LOCK: BAFFLE PLATE SCREW		23926 D33376		1		*	*		
09X2H				5310-010-3322	WASHER, LOCK: DROP GEAR CASE BEARING CAP SCREW		23926 D33385		10		*	*		
X2H				3805-333-4082	CAP INTERMEDIATE, SHAFT BEARING: DROP GEAR CASE		23926 207090		1		*	*		
P H				2520-371-7124	GASKET: BEARING CAP, TRANSMISSION		23926 207091		1		2	100		
P1H				2520-355-2667	GEAR, SPUR: INTERMEDIATE DRIVE, TRANSMISSION		23926 207055		1		*	5		
P1H				2520-262-6931	GEAR, SPUR: INTERMEDIATE SHAFT		23926 207056		1		*	5		
X2H					PLATE, BAFFLE, DROP GEAR FACE		23926 207499		1		*	*		
X2H					PLUG, EXPANSION: INTERMEDIATE SHAFT		23926 207203		1		*	*		
P1H				5340-200-6317	RING, RETAINING: INTERMEDIATE SHAFT PLUG		23926 D33421		1		*	10		
P1H				2520-355-2666	SHAFT, INTERMEDIATE, TRANSMISSION		23926 207054		1		*	3		
X2H				2520-355-2662	SPACER, GEAR, INTERMEDIATE SHAFT: TRANSMISSION		23926 206737		1		*	*		
X2H					CAP, BEARING: MAIN SHAFT FRONT		23926 207098		1		*	*		
P H				2520-371-7125	GASKET: MAIN SHAFT FRONT BEARING CAP		23926 207099		1		2	100		
P1H				2520-371-7119	GEAR, SPUR: MAIN SHAFT SLIDE, HIGH-LOW RANGE SELECTION, TRANSMISSION		23926 207062		1		*	5		
P1H				3805-355-2670	GEAR, SPUR: MAIN SHAFT		23926 207063		1		*	5		

SOURCE CODES	FEDERAL STOCK NUMBER	DESCRIPTION	MANUFACTURER'S CODE	MANUFACTURER'S PART NO.	UNIT OF ISSUE	QTY INCORPORATED IN UNIT	PER 100 EQUIPMENTS: FIELD MAINTENANCE 15-DAY LEVEL 3RD ECH	PER 100 EQUIPMENTS: FIELD MAINTENANCE 15-DAY LEVEL 4TH ECH	PER 100 EQUIPMENTS: DEPOT MAINT 5TH ECH	ILLUSTRATIONS: FIGURE NO.	ILLUSTRATIONS: ITEM NO.
		0803 - GEAR SHIFT									
X2H	2520-355-2700	FORK, SHIFTER: HIGH AND LOW RANGE, GEAR SHIFTING	23926	207134		1		*	*		
P H	5330-292-1561	SEAL, PLAIN ENCASED: SHIFT SHAFT	23926	200133		1		2	100		
X2H	5305-281-4529	SETSCREW: SHIFT FORK	23926	201566		1		*	*		
X2H	2520-355-2699	SHAFT, SHIFT: HIGH, LOW RANGE, TRANSMISSION	23926	207132		1	SEE GRP 9901				
M H		WIRE, SHIFT FORK LOCK SCREW	23926	201553		1					
P H	9505-198-9104	MANUFACTURE FROM: WIRE, STEEL, CARBON (GE) (3 IN. REQUIRED)			CL		SEE GRP 9501				
		0804 - COOLING COMPONENTS									
X20		BREATHER, TRANSMISSION	23926	103452		1	SEE GRP 9901				
X20	4730-694-1019	ELBOW, BREATHER, TRANSFER GEAR CASE	23926	D33406		1	*	*	*		
		1000 FRONT AXLE ASSEMBLY									
X20		AXLE ASSEMBLY, FRONT, COMPLETE (USED ON GRADERS, SERIAL NOS. MD-14401 THRU MD-17499 ONLY)	23926	SA27577		1	*	*	*		
X20		AXLE ASSEMBLY, FRONT, COMPLETE (USED ON GRADERS, SERIAL NOS MD-17500 AND UP ONLY)	23926	SA34357		1	*	*	*		
X20	5340-447-3505	PIN, STRAIGHT, HEADLESS: FRONT AXLE MTG	23926	D20201		1	*	*	*	70	10
X20	5305-010-0167	SCREW, CAP, HEXAGON HEAD: FRONT AXLE PIN MTG				1	*	*	*	70	43
09X20	5310-010-2637	NUT, PLAIN, HEXAGON: FRONT AXLE PIN 1/2-13				1	*	*	*	70	47
X20	5310-010-3323	WASHER, LOCK: FRONT AXLE PIN 1/2 SPHT				1	*	*	*	70	46
P F	2530-430-9298	BEARING, SLEEVE: FRONT AXLE PIN	23926	D27568		2	2	*	50	70	44
		1001 AXLE									
X20		AXLE ASSEMBLY, FRONT (USED ON GRADERS, SERIAL NOS MD-14401 THRU MD-17499 ONLY)	23926	SAB27517		1	*	*	*		
X20		HOUSING, FRONT AXLE (USED ON GRADERS, SERIAL NOS. MD-17500 AND UP ONLY)	23926	SAB34377		1	*	*	*	70	1
		1004 - STEERING AND WHEEL LEANING MECHANISM									
X20		ADJUSTING END FORK: TIE ROD	23926	H27530		1	*	*	*	70	37
X20	5310-010-3327	WASHER, LOCK: DRAG LINK BALL STUD				1	*	*	*	70	35
X20	5307-374-8750	STUD, BALL: DRAG LINK	23926	H27535		1	*	*	*	70	50
09X20	5310-021-8200	NUT, PLAIN HEXAGON: DRAG LINK BALL STUD				1	*	*	*	70	34
X20		CLEVIS ASSEMBLY	23926	SA27571		2	*	*	*	70	30
P10	2530-355-2568	BEARING, SLEEVE: STEERING SPINDLE ARM	23926	D27532		4	SEE GRP 9901			70	31
X20		FORK, TIE ROD END	23926	H27531		2	*	*	*		
P10	2530-254-1965	SPRING, HELICAL, COMPRESSION: STEERING DRAG LINK	23926	28DS13		2	*	*	20		
09X20	5310-266-4179	NUT, PLAIN, HEXAGON: TIE ROD END YOKE	23926	D29071		1	*	*	*	70	36
X2F	5310-199-6484	NUT, SLOTTED, HEXAGON: STEERING SPINDLE ARM	23926	D29072		2	*	*	*	70	24
X20		NUT, STEERING PIVOT PIN (USED ON GRADER, SERIAL NO. MD-14401 THRU MD-17499 ONLY)	23926	D29069		2	*	*	*		
X20	5330-430-9306	FELT, MECHANICAL, PREFORMED: DUST COVER	23926	D29015		1	SEE GRP 9901			70	51
X20	5315-251-9347	PIN, GROOVED, HEADED: TIE ROD YOKE	23926	D27537		4	*	*	*	70	33
09X20	5315-010-3420	PIN, COTTER: TIE ROD YOKE PIN				4	*	*	*	70	32
P F	5315-430-9357	PIN, STEERING KNUCKLE: FRONT AXLE (USED ON GRADER, SERIAL NO. MD-14401 THRU MD-17499 ONLY)	23926	H27524		2	2	*	100		
X2F	2530-164-2487	SPINDLE, LEANING WHEEL: LH, FRONT AXLE (USED ON GRADER, SERIAL NO. MD-14401 THRU MD 17499 ONLY) (SERIAL NO. RANGE FOR STOCK NO. 2530-164-2487 APPLIES TO ALL INDENTED COMPONENTS)	23926	SA27576		1	*	*	*		
P F	2530-430-9293	BEARING, SLEEVE: FRONT WHEEL SPINDLE	23926	D27522		2	2	*	100	70	22
X1		SPINDLE, FRONT WHEEL: LH	23926	B27565		1					
X2F	2530-164-2486	SPINDLE, LEANING WHEEL: RH FRONT AXLE (USED ON GRADER, SERIAL NO. MD-14401 THRU MD-17499 ONLY) (SERIAL NO. RANGE FOR STOCK NO. 2530-164-2486 APPLIES TO ALL INDENTED COMPONENTS)	23926	SA27575		1	*	*	*		
P F	2530-430-9293	BEARING, SLEEVE: FRONT WHEEL SPINDLE	23926	D27522		2	2	*	100		
X1		SPINDLE, FRONT WHEEL: RH	23926	B27564		1					
X2F		ARM ASSEMBLY, STEERING	23926	SA27570		2	*	*	*	70	29
X1		ARM, STEERING SPINDLE	23926	H27527		2					
P O	2530-355-2568	BEARING, SLEEVE: STEERING SPINDLE ARM	23926	D27532		4	SEE GRP 9901			70	31
X2F	5315-011-7982	KEY, WOODRUFF: STEERING SPINDLE ARM, No. E				2	*	*	*	70	49
P10	2530-430-9307	SPRING, HELICAL, COMPRESSION: DUST COVER	23926	D29016		1	*	*	10	70	53

CODES	FEDERAL STOCK NUMBER	DESCRIPTION	MANUFACTURER'S CODE	MANUFACTURER'S PART NO.	UNIT OF ISSUE	QTY INCORP IN UNIT	MAINTENANCE 15-DAY LEVEL 3RD ECH	MAINTENANCE 15-DAY LEVEL 4TH ECH	DEPOT MAINT 5TH ECH	FIGURE NO.	ITEM NO.	MATERIEL ANALYSIS CODES
						4	*	*	*			
X2F	5315-010-3424	PIN, COTTER: STEERING, SPINDLE ARM AND LEANING WHEEL STUDS	23926	SA27574		1	*	*	*	22	33	
						2	*	*	*			
X20		TIE ROD, STEERING	23926	D27539								
X20	5310-270-2168	WASHER, FLAT: SPINDLE PIN THRUST (USED ON GRADERS, SERIAL NOS. MD-14401 THRU MD-17499 ONLY)				2	*	*	*			
						1	*	*	*			
09X2F	5310-013-1050	WASHER, LOCK: STEERING SPINDLE ARM	23926	H27533		2	2	*	100	22	34	
X20	5307-163-2346	STUD, BALL: TILTING ANGLE, FRONT AXLE	23926	D27554								
P F	2530-430-9297	BUSHING, SLEEVE: TILTING ANGLE STUD										
						1	*	*	*			
X2F	5305-292-8746	SCREW, CAP, SOCKET HEAD: LEANING WHEEL TILTING ANGLE, LH	23926	D27534		2	*	*	*	22	35	
			23926	H27523		4	*	*	*			
X2F	4730-371-7100	BOLT, FLUID PASSAGE: SPINDLE	95879	1610		2	*	*	*			
X20	4730-050-4208	FITTING, LUBRICATION	95879	1613		1	*	*	*			
X20	4730-172-0034	FITTING, LUBRICATION										
X2F		FRAME, LEANING WHEEL SUPPORT: FRONT AXLE (USED ON GRADERS, SERIAL NOS. MD-14401 THRU MD-17499 ONLY)	23926	SA27569								
						2	*	*	*			
X2F	5310-208-5509	NUT, SLOTTED HEXAGON: LEANING WHEEL ANGLE STUD	23926	D29075		2	*	*	*	22	37	
X2F	5310-276-8618	NUT, SLOTTED HEXAGON: SPINDLE BOLT	23926	D3453		2	*	*	*			
X20	5315-010-3422	PIN, COTTER: LEANING WHEEL NUT RETAINING				1	*	*	*			
X2F		SPINDLE ASSEMBLY: LH (USED ON GRADER, SERIAL NO. MD-14401 THRU MD-17499 ONLY) (SERIAL NO. RANGE FOR STOCK NO. (23926) SA27573 APPLIES TO ALL INDENTED COMPONENTS)	23926	SA27573								
						1	*	*	50			
P1F	2530-355-2569	BEARING SLEEVE: SPINDLE YOKE	23926	D27540		1						
X1		YOKE, FRONT SPINDLE: LH	23926	B27521		1	*	*	*			
X2F		SPINDLE ASSEMBLY: RH (USED ON GRADER SERIAL NO. MD-14401 THRU MD-17499 ONLY) (SERIAL NO. RANGE FOR STOCK NO. (23926) SA27572 APPLIES TO ALL INDENTED COMPONENTS)	23926	SA27572								
						1	*	*	50			
P1F	2530-355-2559	BEARING, SLEEVE: SPINDLE YOKE	23926	D27540		1						
X1		YOKE FRONT SPINDLE: RH	23926	B27520								
X2F		SPINDLE LEANING WHEEL, YOKE, AND PIN ASSEMBLY: RH (USED ON GRADERS, SERIAL NO. MD-17500 AND UP ONLY) (SERIAL NO. RANGE FOR STOCK NO. (23926) SA34355 APPLIES TO ALL INDENTED COMPONENTS)	23926	SA34355		1	*	*	*			
X2F		YOKE AND BUSHING ASSEMBLY: RH (USED ON SPINDLE, YOKE, AND PIN ASSEMBLY, STOCK NO. (23926) SA34355 ONLY)	23926	SA34353		1	*	*	*	70	28	
P1F	2530-355-2569	BEARING, SLEEVE: YOKE PIVOT PIN	23926	D27540		1	*	*	50	22	48	
P F	2530-288-1007	BEARING, SLEEVE: SPINDLE PIVOT PIN	23926	D34208		2	2	*	100	22	21	
X2F		WASHER: SPINDLE PIN THRUST	23926	D34209		2	*	*	*	22	27	
X2F		SEAL: SPINDLE PIN GREASE, UPPER	23926	D34210		2	*	*	*	22	19	
X2F	5340-054-1542	PLUG EXPANSION: LOWER PIVOT PIN BUSHING	23926	D34211		2	*	*	*	22	23	
P F	5315-530-5877	PIN, GROOVED, HEADLESS: STEERING PIVOT	23926	H34207		2	2	*	100	22	22	
X1	2530-694-1011	SPINDLE, FRONT AXLE: RH (USED ON SPINDLE YOKE, AND PIN ASSEMBLY, STOCK NO. (23926) SA34355 ONLY)	23926	B34203		1				22	40	
X1	2530-694-1012	SPINDLE, FRONT AXLE: LH (USED ON SPINDLE, YOKE, AND PIN ASSEMBLY, STOCK NO. (23926) SA34356 ONLY)	23926	B34204		1				70	40	
X2F		YOKE AND BUSHING ASSEMBLY: LH (USED ON SPINDLE, YOKE, AND PIN ASSEMBLY, STOCK NO. (23926) SA34356 ONLY)	23926	SA34354		1	*	*	*	70	36	
P1F	2530-355-2569	BEARING, SLEEVE: YOKE PIVOT PIN	23926	D27540		1	*	*	50	70	48	
P F	2530-288-1007	BEARING, SLEEVE: SPINDLE PIVOT PIN	23926	D34208		2	2	*	100	70	21	
X2F		SPINDLE LEANING WHEEL, YOKE, AND PIN ASSEMBLY, LH (USED ON GRADERS, SERIAL NOS, MD-17500 AND UP ONLY) (SAME AS SPINDLE, YOKE, AND PIN ASSEMBLY, STOCK NO. (23926) SA34355 EXCEPT WHERE INDIVIDUAL COMPONENTS ARE ANNOTATED)	23926	SA34356		1	*	*	*			
X20		ANGLE ASSEMBLY, WHEEL TILTING (USED ON GRADERS, SERIAL NOS. MD-17500 AND UP ONLY)	23926	SA27579		1	*	*	*	70	9	

SOURCE CODES	FEDERAL STOCK NUMBER	DESCRIPTION	MANUFACTURER'S CODE	MANUFACTURER'S PART NO.	UNIT OF ISSUE	QTY INCORPORATED IN UNIT	PER 100 EQUIPMENTS: FIELD MAINTENANCE 15-DAY LEVEL 3RD ECH	PER 100 EQUIPMENTS: FIELD MAINTENANCE 15-DAY LEVEL 4TH ECH	PER 100 EQUIPMENTS: DEPOT MAINT 5TH ECH	ILLUSTRATIONS: FIGURE NO.	ILLUSTRATIONS: ITEM NO.
		GROUP 11 - REAR AXLE									
		1101 - HOUSING									
		CAP, BRACKET	23926	H33616		2		*	*		
X2H	4730-050-4208	FITTING, LUBRICATION	23926	D33399		8	*	*	*		
X2O		HOUSING ASSEMBLY, AXLE	23926	207156		2		*	*		
X2H		ARM, AXLE HOUSING	23926	207157		2					
X1		BEARING, SLEEVE: AXLE HOUSING; INNER	23926	207158		2	2	*	100		
P F	2520-355-2705	BEARING, SLEEVE: AXLE HOUSING; OUTER	23926	207159		2	2	*	100		
P F	2520-355-2706	NUT, PLAIN, HEXAGON: AXLE HOUSING TO FINAL									
09X2H	5310-265-9220	DRIVE HOUSING STUD	23926	D33398		24		*	*		
P H	2520-355-2708	PACKING, PREFORMED: AXLE SLEEVE RETAINER (USED WITH TRANSMISSION, SERIAL NO. 18564-W AND UP)	23926	207174		2		3	200		
X2H	2530-355-2707	RETAINER ASSEMBLY, AXLE SLEEVE (USED WITH TRANSMISSION, SERIAL NO. 18564-W AND UP) NOTE: SERIAL NUMBER RANGES FOR STOCK NO. 2530-355-2707 APPLY TO ALL INDENTED COMPONENTS.	23926	207172		2		*	*		
X2H		BOLT, AXLE SLEEVE RETAINER	23926	D33375		4		*	*		
X2H		NUT: AXLE SLEEVE RETAINER BOLT	23926	D33397		4		*	*		
X2H		RETAINER, AXLE SLEEVE	23926	207173		2		*	*		
X2H		WASHER, LOCK: AXLE SLEEVE RETAINER BOLT	23926	D33387		4		*	*		
09X2H	5305-017-9892	SCREW, CAP, HEXAGON HEAD: AXLE SLEEVE RETAINER TO SLEEVE	23926	D33370		16		*	*		
X2H		SHIM, BRACKET CAP	23926	D33617		2		*	*		
X2H		SLEEVE, AXLE	23926	207171		2		*	*		
09X2H	5310-010-3327	WASHER, LOCK				4		*	*		
09X2H	5310-010-3326	WASHER, LOCK: AXLE HOUSING TO FINAL DRIVE HOUSING STUD	23926	D33388		24		*	*		
09X2H	5310-010-3323	WASHER, LOCK: AXLE SHAFT BEARING RETAINER SCREW	23926	D33386		16		*	*		
		1103 - FINAL DRIVE									
09A H	3110-100-5487	BEARING, ROLLER, TAPERED: AXLE SHAFT	23926	D33416		2					
P1H	3110-100-0605	CUP, TAPERED ROLLER BEARING				2		*	20		
P1H	3110-100-3638	CONE AND ROLLERS, TAPERED ROLLER BEARING				2		*	20		
09A H	3110-100-4416	BEARING, ROLLER, TAPERED: DRIVE GEAR SHAFT	23926	D3345		2					
09P1H	3110-100-0339	CUP, TAPERED ROLLER BEARING				2		*	20		
P1H	3110-100-0691	CONE AND ROLLERS, TAPERED ROLLER BEARING				2		*	20		
X2H	2520-355-2685	CAP, BEARING, BULL DRIVE GEAR SHIFT	23926	207112		2		*	*		
X2F		COVER, FINAL DRIVE HOUSING	23926	207120		1	*	*	*		
P F	2520-599-7619	GASKET: COVER PLATE (USED ON GRADER, SERIAL NO. MD-18410 AND UP)	23926	201400		2	3	*	200		
P F	2520-297-5212	GASKET: HOUSING INSPECTION PLATE	23926	207123		2	3	*	200		
P F	2520-614-8582	GASKET: HOUSING REAR COVER	23926	207121		1	2	*	100		
P H	3805-355-2684	GASKET: HOUSING TO TRANSFER CASE	23926	207111		1		2	100		
P1H	2520-275-6504	GEAR, SPUR: BULL DRIVE	23926	207074		1		*	5		
P1H	2520-355-2675	GEAR ASSEMBLY, DRIVEN, BULL PINION: FINAL DRIVE AND REAR AXLE	23926	207075		1		*	5		
X2H		BOLT: BULL GEAR	23926	207195		16		*	*		
X2H		CARRIER, BULLGEAR	23926	207077		1		*	*		
X1		GEAR, SPUR	23926	207076		1					
X2H		NUT: BULLGEAR BOLT	23926	207196		16		*	*		
X2H		WASHER, LOCK: BULLGEAR BOLT NUT	23926	D33393		16		*	*		

MATERIEL	SOURCE	MAINT	RECOVERABILITY	FEDERAL STOCK NUMBER	DESCRIPTION	MANUFACTURER'S CODE	MANUFACTURER'S PART NO.	UNIT OF ISSUE	QTY INCORP IN UNIT	MAINTENANCE 15-DAY LEVEL 3RD ECH	MAINTENANCE 15-DAY LEVEL 4TH ECH	DEPOT MAINT 5TH ECH	FIGURE NO.	ITEM NO.
	X2H				HOUSING, FINAL DRIVE (Used on Grader, Serial No. thru MD-18409)	23926	207079		1		*	*		
	X2H				HOUSING, FINAL DRIVE (Used on Grader Serial No. MD-18410 and up)	23926	208087		1		*	*		
	X2F				PLATE, COVER (Used on Grader, Serial No. MD-18410 and up)	23926	201398		2	*	*	*		
	X2F				PLATE, INSPECTION FRONT (Used on Grader, SERIAL No. thru MD-18409)	23926	207122		1	*	*	*		
	X2F				PLATE, INSPECTION REAR (Used on Grader, Serial No. thru MD-18409)	23926	207133		1	*	*	*		
	X20	4730-289-1547			PLUG, PIPE: drain and filler (GE)	23926	207205		2	*	*	*		
	X2H	2520-355-2689			RETAINER, BEARING, AXLE SHAFT	23926	207116		2		*	*		
	09X2H	5305-017-9860			SCREW, CAP, HEXAGON HEAD: intermediate shaft bearing cap (Used on Grader, Serial No. MD-18410 and up)	23926	D33367		8		*	*		
	A F				SCREW, ASSEMBLY COVER PLATE: w/washer (Used on Grader, Serial No. MD-18410 and up)	23926	D33390		1					
	09X2F	5305-577-5462			SCREW, CAP, HEXAGON HEAD: (Used on Grader, Serial No. MD-18410 and up)				1	*	*	*		
	09X2F	5310-261-7340			WASHER, LOCK (Used on Grader, Serial No. MD-18410 and up)				1	*	*	*		
	P H	2520-298-0384			SEAL, PLAIN ENCASED: axle shaft	23926	207085		2		3	300		
	P1H	2520-355-2674			SHAFT, DRIVE, PINION GEAR: final drive and rear axle	23926	207072		1		*	5		
	P1H	2520-355-2686			SHIM, BEARING CAP, BULL DRIVE GEAR SHAFT (As required)	23926	207113				*	10		
	P1H	2520-355-2687			SHIM, BEARING CAP, BULL DRIVE GEAR SHAFT (As required)	23926	207114				*	10		
	P1H	2520-355-2688			SHIM BEARING CAP, BULL DRIVE GEAR SHAFT (As required)	23926	207115				*	10		
	P1H	2520-355-2690			SHIM, BEARING RETAINER, AXLE SHAFT (As required)	23926	207117				*	10		
	P1H	2520-355-2691			SHIM, BEARING RETAINER, AXLE SHAFT (As required)	23926	207118				*	10		
	P1H	2520-355-2692			SHIM, BEARING RETAINER, AXLE SHAFT (As required)	23926	207119				*	10		
	X2H	5310-010-3322			WASHER, LOCK: intermediate shaft bearing cap screw (Used on Grader, Serial No. MD-18410 and up)	23926	D33385		8		*	*		
	X20				BREATHER ASSEMBLY: final drive housing	23926	103452		1	SEE GRP 9901				
					1105 - TANDEM DRIVE ASSEMBLY									
	X2F				TANDEM DRIVE ASSEMBLY: LH (used on GRADERS, serial nos. MD-14401 thru MD-21050 only)	23926	SA30536		1	*	*	*		
	X2F				TANDEM DRIVE ASSEMBLY: RH (used on GRADERS, serial nos. MD-14401 thru MD-21050 only)	23926	SA30535		1	*	*	*		
	X2F				COVER, DRIVE GEAR	23926	H28194		2	*	*	*		
	X20	4730-010-5422			ELBOW, PIPE: breather (GE)				2	*	*	*		
	P F	2520-430-9338			GASKET: bearing housing	23926	H18305		4	6	*	400		
	P F	2520-251-3193			GASKET: cover plate	23926	H28201		2	3	*	200		
	P F	2520-297-5930			GASKET: gear case to transmission	23926	D27208		2	3	*	200		
	X2H				HOUSING ASSEMBLY: tandem drive gear	23926	SAG28187		2		*	*		
	X20	4730-010-3876			PLUG, PIPE (GE)				4	*	*	*		
	X20	4730-278-3039			PLUG, PIPE (GE)				2	*	*	*		
	X2H	2530-447-3529			RETAINER, AXLE BEARING	23926	H18292		4		*	*		
	X2H	2530-1632-2171			RETAINER, BEARING SHAFT: front tandem drive and rear wheels	23926	H18293		4		*	*		
	X2H	2530-447-3530			RETAINER, BEARING SHAFT: rear	23926	H18294		4		*	*		
	09X2F	5305-017-9839			SCREW, CAP, HEXAGON HEAD: drive gear cover mtg				20	*	*	*		
	09X2H	5305-206-0012			SCREW, CAP, HEXAGON HEAD: retainer mtg				144		*	*		
	09X2F	5305-017-9933			SCREW, CAP, HEXAGON HEAD: tandem drive assembly									
	P H	2520-430-9408			GASKET: bearing	23926	D30372		6	*	*	*		
						23926	R10760		12		18	1200		

SOURCE CODES	FEDERAL STOCK NUMBER	DESCRIPTION	MANUFACTURER'S CODE	MANUFACTURER'S PART NO.	UNIT OF ISSUE	QTY INCORPORATED IN UNIT	GUIDE QUANTITIES PER 100 EQUIPMENTS: FIELD MAINTENANCE 13-DAY LEVEL 3RD ECH	FIELD MAINTENANCE 13-DAY LEVEL 4TH ECH	DEPOT MAINT 5TH ECH	ILLUSTRATIONS FIGURE NO.	ILLUSTRATIONS ITEM NO.
X2H	2520-430-9308	SHIM: BEARING RETAINER, RH TANDEM DRIVE (As required)	23926	D29625				*	*		
X2H	2520-430-9308	SHIM: BEARING RETAINER, RH, TANDEM DRIVE (As required)	23926	D29623				*	*		
X2H	2520-430-9309	SHIM: BEARING RETAINER, RH, TANDEM DRIVE (As required)	23926	D29624				*	*		
09X2F	5310-261-7340	WASHER, LOCK: DRIVE GEAR COVER SCREW				20	*	*	*		
X2H	5310-010-3323	WASHER, LOCK: BEARING RETAINER SCREW				144		*	*		
09X2F	5310-010-3325	WASHER, LOCK: TANDEM DRIVE TO AXLE SLEEVE MTG SCREW				36	*	*	*		
X2F	5305-018-1772	SCREW, CAP, HEXAGON HEAD: TANDEM DRIVE TO AXLE SLEEVE MTG	23926	D29896		30	*	*	*		
X2F	5305-696-5075	SCREW, CAP, HEXAGON HEAD: TANDEM DRIVE TO AXLE SLEEVE MTG	23926	D30372		6	*	*	*		
		1106 - SHAFTS									
P1F	2530-355-2709	AXLE, SHAFT, AUTOMOTIVE	23926	207175		2	*	*	6		
09P1F	3110-144-8936	BEARING, BALL, ANNULAR AXLE SHAFT	23926	R10451		2	*	*	20		
P1F	2520-355-2560	GEAR, SPUR	23926	B28188		2	*	*	10		
X2F	2520-374-8759	LOCKPLATE, SHAFT: DRIVE GEAR MTG	23926	207177		2	*	*	*		
P1F	5340-281-6646	RING, RETAINING: OUTER BEARING AXLE SHAFT	23926	D33422		2	*	*	20		
09X2F	5305-285-5175	SCREW, CAP, HEXAGON HEAD: DRIVE GEAR LOCKPLATE	23926	D33383		6	*	*	*		
M F		WIRE LOCK	23926	201553		1					
P F	9505-198-9104	MANUFACTURE FROM: WIRE, STEEL, CARBON (GE) (24 IN. REQUIRED)			CL		SEE GRP 9501				
P1H	3110-117-1576	BEARING, ROLLER, JOURNAL: IDLER SHAFT	23926	R10772		4		*	40		
P1H	2520-163-2264	GEAR, SPUR: IDLER TANDEM DRIVE	23926	B18291		4		*	20		
P1H	2520-355-2574	SHAFT, BEARING: IDLER, TANDEM DRIVE	23926	H18297A		4		*	12		
		1108 - STUB AXLES AND PARTS									
09P F	3110-100-0683	CONE AND ROLLERS, TAPERED ROLLER BEARING : AXLE	23926	D27557		4	SEE GRP 9901				
09P1F	3110-100-0663	CONE AND ROLLERS, TAPERED ROLLER BEARING: AXLE	23926	R20925		4	*	*	40		
09P1F	3110-100-0332	CUP, TAPERED ROLLER BEARING	23926	R20775		4	*	*	40		
09P1F	3110-100-0337	CUP, TAPERED ROLLER BEARING	23926	R10777		4	*	*	40		
P F	2530-163-2237	GASKET: WHEEL BEARING RETAINER	23926	R12357		8	12	*	800		
P F	2530-171-7014	GASKET: WHEEL BEARING RETAINER	23926	R12357A		8	12	*	800		
P1F	3805-355-2561	GEAR, SPUR: DRIVEN	23926	B28189		4	*	*	20		
X2F	5315-275-4851	KEY, MACHINE: AXLE SHAFT	23926	D27206		4	*	*	*		
X2F		SUPPORT, AXLE SHAFT	23926	B28190		2	*	*	*		
X2F		RETAINER, AXLE SHAFT: BRAKE SUPPORT (USED ON GRADERS, SERIAL NOS. MD-14401 THRU MD-21050 ONLY)	23926	B28191		2	*	*	*		
X2F	2530-163-8770	RETAINER, OIL SEAL, WHEEL BEARING: TANDEM DRIVE	23926	R12353		4	*	*	*		
09X2F	5305-206-0012	SCREW, CAP, HEXAGON HEAD: AXLE RETAINER				24	*	*	*		
P F	5330-154-8222	SEAL, PLAIN ENCASED: AXLE	23926	R10778		4	6	*	400		
P1F	2530-163-2183	SHAFT, AXLE: FULL FLOATING, RH, TANDEM DRIVE	23926	B28195		4	*	*	12		
X2F	5310-010-3323	WASHER, LOCK: RETAINER CAPSCREW				24	*	*	*		
X2F		RETAINER, REAR AXLE (USED ON GRADERS, SERIAL NOS. MD-21051 AND UP ONLY)	23926	B40109		2	*	*	*		
		GROUP 12 - BRAKES									
		1201 - HAND BRAKES									
X2H		ADAPTER, BRAKE CAM (Used on GRADER, Serial No. MD-18410 AND UP)	23926	208092		1		*	*		
X2H		ANCHOR BAR, BRAKE	23926	207149		1		*	*		
X2H	2530-214-2745	ARM, HAND BRAKE SHAFT (Used on GRADER, Serial No. MD-18410 AND UP)	23926	208383		1		*	*		
X2H		BLOCK, BRAKE PIVOT (Used on GRADER, Serial No. MD-18410 AND UP)	23926	208097		1		*	*		
X2H		BOLT, ADJUSTING: BRAKE (USED ON GRADERS, SERIAL NOS. MD-14401 THRU MD-18409 ONLY)	23926	202674		1		*	*		
X2H	5306-292-5328	BOLT, EXTERNALLY RELIEVED BODY: BRAKE ANCHOR CLIP	23926	207731		1		*	*		

MATERIAL	SOURCE	MAINT.	RECOVERY	STOCK NUMBER		MANUFACTURER'S CODE	MANUFACTURER'S PART NO.	UNITS PER ASSY	INDENTURE	3RD ECH	4TH ECH	5TH ECH	FIGURE	ITEM
	X2H				BOLT, MACHINE, BRAKE OPERATING LEVER CLAMP (USED ON GRADERS, SERIAL NOS. MD-14401 THRU MD-18409 ONLY)	23926	D33373		2		*	*		
									2	*	*	*	71	28
	09X20			5306-266-1511	BOLT, MACHINE: SECTOR ATTACHING				1		*	*		
	X2H				BOLT, MACHINE: OUTER OPERATING LEVER CLAMP (USED ON GRADERS SERIAL NOS. MD-18410 AND UP)	23926	D33373		1		*	*		
	X2H			5306-379-0131	BOLT, TEE HEAD: BRAKE ADJUSTMENT, TRANSMISSION (USED ON GRADER, SERIAL NO. MD-18410 AND UP)	23926	208090		1		*	*	71	11
					BRACKET, BRAKE LOCATING	23926	207150		1		*	*		
	X2H				BRACKET, HAND BRAKE LEVER	23926	SA3311¾		1	*	*	*		
	X20				BRAKE BAND ASSEMBLY	23926	208088		1		*	*	71	6
	X2H			2520-69¾-1020	BAND, BRAKE	23926	208089		1					
	X1				END, BRAKE BAND	23926	208091		1					
	X1				LINING, FRICTION: BRAKE BAND	23926	208098		1		*	25		
	P1H			2530-310-0357	RIVET, BRAKE BAND END	23926	D¾2705		8					
	X1				RIVET, TUBULAR: BRAKE LINING	23926	D33381		35		*	*		
	09X2H			5320-058-9872	BRAKE BAND ASSEMBLY: TRANSMISSION (USED ON GRADER, SERIAL NO. MD-14401 THRU MD-18409 ONLY) (REPLACED BY BRAKE BAND ASSEMBLY, STOCK NO. 2520-69¾-1020)	23926	207143		1					
	Z H				BRAKE DRUM, AUTOMOTIVE: PARKING	23926	207142		1		*	*		
	X2H			2530-02¾-2776	CAM, BRAKE ADJUSTING (USED ON GRADERS, SERIAL NOS MD-14401 THRU MD-18409 ONLY)	23926	207151		2		*	*		
	X2H			2530-393-7351	CAMSHAFT, ACTUATING, BRAKE SHOE: HAND (USED ON GRADER, SERIAL NO. MD-18410 AND UP)	23926	208094		1		*	*		
	X2H			2530-02¾-2777	CLEVIS, ROD END	71843	2708-¾A		1	SEE	GRP	9901		
	X20			5340-25¾-4640	CLEVIS, ROD END	23926	D33380		1		*	*		
	X2H			5340-550-8090	CONNECTOR, ROD END	23926	201583		1		*	*		
	X2H			5340-298-1804	DRAW ROD, BRAKE	23926	207152		1		*	*		
	X2H				GASKET, BRAKE CAM ADAPTER (USED ON GRADER, SERIAL NO. MD-18410 AND UP)	23926	208093		1		*	100	71	10
	09X2H			5315-012-0502	KEY, WOODRUFF: BRAKE OPERATING LEVER	23926	D33390		2		*	*		
	09X2H			5315-012-0502	KEY, WOODRUFF: BRAKE ANCHOR BAR	23926	D33390		1		*	*		
	X2H			2530-393-7353	LEVER, BRAKE (USED ON GRADERS, SERIAL NOS. MD-1¾01 THRU MD-18409 ONLY)	23926	207154		2		*	*		
	X2H			2530-393-7353	LEVER, BRAKE (USED ON GRADERS, SERIAL NOS. MD-18410 AND UP)	23926	207154		1		*	*		
	X20				LEVER ASSEMBLY, HAND BRAKE (USED ON GRADERS, SERIAL NOS, MD-14401 THRU MD-18409 ONLY) (SERIAL NOS RANGE FOR STOCK NO (23926) 200539 APPLIES TO ALL INDENTED COMPONENTS)	23926	200539		1	*	*	*		
	X20				ANTI-RATTLER, HAND BRAKE LEVER SPOON	23926	201584		1	*	*	*	71	
	X20				LATCH, HAND BRAKE LEVER	23926	202304		1	*	*	*		
	X20				LEVER, HAND BRAKE	23926	202301		1	*	*	*	71	
	X20				NUT, HAND BRAKE LEVER SPOON STUD	23926	201481		1	*	*	*	71	
	X20				PIN, HAND BRAKE LEVER LATCH	23926	202307		1	*	*	*		
	X20				ROD, HAND BRAKE LEVER LATCH	23926	202302		1	*	*	*	71	3
	X20				ROD END, HAND BRAKE LEVER LATCH	23926	201574		1	*	*	*		
	X20				SPOON HAND BRAKE LEVER	23926	201575		1	*	*	*	71	
	X20			2530-597-3878	SPRING, HELICAL, COMPRESSION: HAND BRAKE LEVER LATCH ROD	23926	201572		1	*	*	*	71	3
	X20				STUD HAND BRAKE LEVER SPOON	23926	201480		2	*	*	*	71	
	X20				WASHER, HAND BRAKE LEVER LATCH ROD LEVER SPRING	23926	619016		1	*	*	*	71	3
	X20			5310-011-4508	NUT, PLAIN, HEXAGON: HAND BRAKE LEVER TO BRACKET MTG				1	*	*	*	71	2
	09X2H			5310-021-8439	NUT, PLAIN, HEXAGON: BRAKE ADJUSTING BOLT (USED ON GRADERS, SERIAL NOS. MD-14401 THRU MD-18409 ONLY)	23926	D33401		2		*	*		
	09X2H			5310-011-4505	NUT, PLAIN, HEXAGON: BRAKE ADJUSTING (USED ON GRADER, SERIAL NO. MD-18410 AND UP)	23926	D¾2706		2		*	*	71	1
	X20			5310-012-3221	NUT, PLAIN, HEXAGON: SECTOR ATTACHTING				2	*	*	*	71	2
	X2H			5315-010-3389	PIN, COTTER: BRAKE CAM PIN	23926	D33366		1		*	*		
	X2H			5315-011-2526	PIN, COTTER: BRAKE DRAW ROD END CLEVIS PIN	23926	D33365		¼		*	*		

SOURCE CODES	FEDERAL STOCK NUMBER	DESCRIPTION	MANUFACTURER'S CODE	MANUFACTURER'S PART NO.	UNIT OF ISSUE	QTY INCORPORATED IN UNIT	FIELD MAINTENANCE 15-DAY LEVEL 3RD ECH	FIELD MAINTENANCE 15-DAY LEVEL 4TH ECH	DEPOT MAINT 5TH ECH	ILLUSTRATIONS FIGURE NO.	ILLUSTRATIONS ITEM NO.
X2H	5315-276-4346	PIN, STRAIGHT, HEADED: BRAKE DRAW ROD END	71843	2708-1-2-4A		2		*	*		
X20	5315-276-4346	PIN, STRAIGHT, HEADED: BRAKE ROD ADJUSTABLE YOKE	23926	2F06106		1	*	*	*		
		PIN, STRAIGHT, HEADLESS: BRAKE CAM	23926	205507		1		*	*		
X2H	5315-263-9000	PIN, STRAIGHT, HEADLESS: HAND BRAKE ROD	23926	D33685		1	*	*	*	71	24
09X20	5315-058-3557	ROD ASSEMBLY, HAND BRAKE	23926	SA33683		1	*	*	*	71	23
X20		ROD HAND BRAKE	23926	D33237		1				71	22
X1		YOKE, HAND BRAKE ROD	23926	D33684		1	*	*	*	71	21
X20		SCREW, CAP, HEXAGON HEAD: HAND BRAKE LEVER									
09X20	5305-285-5152	TO BRACKET MTG				1	*	*	*	71	30
09X2H	5305-017-9862	SCREW, CAP, HEXAGON HEAD: BRAKE CAM ADAPTER	23926	D42704		3		*	*	71	7
09X2H	5305-017-9860	SCREW, CAP, HEXAGON HEAD: BRAKE LOCATING BRACKET	23926	D33367		2		*	*		
09X2H	5305-017-9845	SCREW, CAP, HEXAGON HEAD: BRAKE OPERATING LEVER, INNER (USED ON GRADERS, SERIAL NOS. MD-18410 AND UP)	23926	D33374		1		*	*	71	18
P H	2530-317-9388	SEAL, OPERATING SHAFT: HAND BRAKE (USED ON GRADERS, SERIAL NOS MD-14401 THRU MD-18409 ONLY)	23926	204343		1		2	100		
P H	2530-282-5859	SEAL, PLAIN ENCASED: BRAKE OPERATING SHAFT (USED ON GRADER, SERIAL NO. MD-18410 AND UP)	23926	208095		1		2	100	71	17
X20	2530-393-7350	SECTOR, BRAKE LEVER	23926	202303		1	*	*	*	71	25
X2H	2530-393-7352	SHAFT, HAND BRAKE	23926	207153		1		*	*		
X2H	2530-214-2744	SHOE, BRAKE CAM: HAND	23926	202240		1		*	*		
X2H		SPACER, BRAKE PIVOT BLOCK (USED ON GRADER, SERIAL NO. MD-18410 AND UP)	23926	208158		1		*	*	71	14
P1H	2530-664-4854	SPRING, HELICAL, COMPRESSION: BRAKE BAND ADJUSTING SCREW	23926	202673		1		*	10		
P1H	2530-249-2134	SPRING, HELICAL, COMPRESSION: BRAKE RELEASE	23926	201124		2		*	20		
P1H	2530-597-3875	SPRING, HELICAL, COMPRESSION: BRAKE OPERATING SHAFT	23926	207155		1		*	10		
X2H		WASHER, BRAKE COMPRESSION SPRING	23926	619027		1		*	*		
X2H	5310-276-8656	WASHER, FLAT: BRAKE OPERATING LEVER	23926	207197		1		*	*		
X2H	5310-355-2661	WASHER, FLAT: CAM PIN, HAND BRAKE	23926	205508		2		*	*		
09X20	5310-012-0387	WASHER, FLAT: SECTOR ATTACHING				2	*	*	*		
09X20	5310-010-3326	WASHER, LOCK: BRAKE ADJUSTING NUT (USED ON GRADERS, SERIAL NOS. MD-18410 AND UP)	23926	D33386		1	*	*	*	71	28
X2H	5310-010-3322	WASHER, LOCK: BRAKE ADJUSTING BOLT (USED ON GRADERS, SERIAL NOS. MD-14401 THRU MD-18409 ONLY)	23926	D33385		1		*	*		
09X2H	5310-010-3323	WASHER, LOCK: BRAKE ADJUSTING NUT (USED ON GRADER, SERIAL NO. MD"18410 AND UP)	23926	4E08		2		*	*	71	16
09X2H	5310-010-3322	WASHER, LOCK: BRAKE CAM ADAPTER SCREW (USED ON GRADER, SERIAL NO. MD-18410 AND UP)	23926	D33385		3		*	*	71	8
09X2H	5310-011-5550	WASHER, LOCK: BRAKE LOCATING BRACKET SCREW	23926	D33392		2		*	*		
09X2H	5310-261-7340	WASHER, LOCK: BRAKE OPERATING LEVER SCREW (USED ON GRADER, SERIAL NO. MD-18410 AND UP)	23926	D33384		1		*	*	71	19
M H		WIRE, LOCK: BRAKE ANCHOR CLIP SCREW MANUFACTURE FROM:	23926	201553		3					
P H	9505-198-9104	WIRE, STEEL, CARBON (3 IN. REQUIRED FOR EACH WIRE)			CL		SEE GRP 9501				
X20		LEVER ASSEMBLY, HAND BRAKE (USED ON GRADERS, SERIAL NOS MD -8410 AND UP) (SERIAL NO. RANGE FOR STOCK NO (23926) 207835 APPLIES TO ALL INDENTED COMPONENTS)	23926	207835		1	*	*	*		
X1		LEVER, HAND BRAKE	23926	207836		1					
X20		LATCH HAND BRAKE LEVER	23926	202304		1	*	*	*		
X20		PIN, HAND BRAKE LEVER LATCH	23926	202307		1	*	*	*		
X20		ROD, LEVER LATCH	23926	207837		1	*	*	*		
X20		ROD END, LEVER LATCH	23926	201574		1	*	*	*		
X20	2530-597-3878	SPRING, HELICAL, COMPRESSION: AND BRAKE LEVER LATCH ROD	23926	201572		1	*	*	*		
X20		WASHER, FLAT: LATCH ROD SPRING	23926	619016		1	*	*	*		
X20		SPOON, HAND BRAKE LATCH	23926	201575		1	*	*	*		
X20		STUD, LATCH SPOON	23926	201480		2	*	*	*		
X20		NUT: LATCH SPOON STUD	23926	201481		2	*	*	*		
X20		ANTI-RATTLER, HAND BRAKE LATCH SPOON	23926	201584		1	*	*	*		

SOURCE CODES	FEDERAL STOCK NUMBER	DESCRIPTION	MANUFACTURER'S CODE	MANUFACTURER'S PART NO.	UNIT OF ISSUE	QTY INCORPORATED IN UNIT	FIELD MAINTENANCE 16-DAY LEVEL 3RD ECH	FIELD MAINTENANCE 16-DAY LEVEL 4TH ECH	DEPOT MAINT 5TH ECH
		1202 - SERVICE BRAKES	23926	SAG26427		1	*	*	*
X20	2530-430-9524	BRAKE BAN ASSEMBLY: LH TANDEM DRIVE (SAME AS BRAKE BAND ASSEMBLY STOCK No. 2530-430-9523 EXCEPT WHERE INDIVIDUAL COMPONENTS ARE ANNOTATED)	23926	SAG26426		1	*	*	*
X20	2530-430-9523	BRAKE BAND ASSEMBLY: RH, TANDEM DRIVE (INCLUDES COMPONENTS OF BRAKE LINING KIT, STOCK No. 3830-425-2833)	06848	302759		8	*	*	*
X20	2530-425-2807	BRAKE SHOE, INTERNALLY ACTUATED	06848	37612		2	*	*	*
X20	2530-305-7944	BRACKET, BRAKE SHOE CENTRALIZER: HYDRAULIC	06848	37666		2	*	*	*
09X20	5340-097-6003	CLEVIS, ROD END: BRAKE ADJUSTING	06848	41429		2	*	*	*
X20	3815-352-1912	COVER, ACCESS, HAND HOLE	06848	37805		2	*	*	*
X20	2530-495-1076	EQUALIZER, BRAKE SHOE: HYDRAULIC WHEEL	06848	37667		4	*	*	*
X20	2530-371-2736	LOCKPLATE, ADJUSTING NUT	06848	30511		4	*	*	*
09X20	5310-208-5770	NUT, PLAIN, HEXAGON: ANCHOR PAN	06848	37672		2	*	*	*
X20	5310-569-0546	NUT: BRAKE SHOE ADJUSTING							
09X20	5310-265-9217	NUT, PLAIN, HEXAGON: CENTRALIZER BRACKET BOLT	06848	901628		4	*	*	*
			06848	41448		2	*	*	*
X20	2530-319-0146	PIN: ADJUSTING HOLE COVER	06848	37100		4	*	*	*
X20	3805-625-6001	PIN, ANCHOR: BRAKE SHOE	06848	901265		4	*	*	*
09X20	5315-010-3409	PIN, COTTER: ANCHOR PIN	06848	901248		8	*	*	*
09X20	5315-010-3396	PIN, COTTER: HOLDDOWN PIN	06848	901251		4	*	*	*
09X20	5315-010-3398	PIN, COTTER: PIVOT PIN	06848	75S81K6		4	*	*	*
X20	5315-276-5723	PIN, STRAIGHT, HEADED: BRAKE SHOE PIVOT	06848	37177		8	*	*	*
X20	5315-512-3337	PIN, STRAIGHT, HEADED: WHEEL BRAKE	06848	37645		2	*	*	*
X20	2530-308-6854	PLATE, ADJUSTING BRACKET: WHEEL BRAKE	06848	G26427A		1	*	*	*
X20		PLATE, BACKING: LH (USED WITH BRAKE BAND ASSEMBLY STOCK No. 2530-430-9524 ONLY)	06848	G26426A		1	*	*	*
X20		PLATE, BACKING: RH (USED WITH BRAKE BAND ASSEMBLY STOCK No. 2530-430-9523 ONLY)	06848	37180		2	*	*	*
X20	2530-305-7926	PLATE, REINFORCING, ANCHOR PIN	06848	37101		4	*	*	*
X20	2805-505-6055	LINK, WHEEL CYLINDER, HYDRAULIC BRAKE	06848	37670		4	*	*	*
X20	2530-374-0122	RETAINER, ADJUSTING NUT SPRING: INNER	06848	37669		2	*	*	*
X20	2530-386-2751	RETAINER, ADJUSTING NUT SPRING: OUTER	06848	37809		16	*	*	*
X20	5310-329-2689	WASHER, RECESSED: SPRING RETAINING	06848	37665		2	*	*	*
X20	5305-374-0121	SCREW: RIGHT HAND WHEEL BRAKE ADJUSTING	06848	37675		8	*	*	*
X20	2530-389-6401	SPACER, BRAKE SHOE	06848	37784		4	2	*	40
P 0	5340-246-7552	SPRING, HELICAL, COMPRESSION: CENTRALIZER	06848	38618		8	5	*	80
P 0	2530-246-6933	SPRING, HELICAL, COMPRESSION: SHOE HOLDDOWN	06848	37800		2	*	*	20
P10	5340-625-6004	SPRING, HELICAL, EXTENSION: ADJUSTING SCREW	06848	37200		2	*	*	20
P10	5340-352-1893	SPRING, HELICAL, EXTENSION: PRIMARY SHOE TO ANCHOR PIN	06848	37831		2	*	*	20
P10	2530-246-9872	SPRING, HELICAL, EXTENSION: PRIMARY TO SECONDARY SHOE	06848	37199		2	*	*	20
P10	5340-352-1892	SPRING, HELICAL, EXTENSION: SECONDARY SHOE TO ANCHOR PIN	06848	37668		2	*	*	*
X20	5310-569-0545	WASHER, ADJUSTING SCREW	06848	901007		4	*	*	*
X20	5310-010-3320	WASHER, LOCK: PLATE	06848	901010		4	*	*	*
X20	5310-010-3323	WASHER, LOCK: CENTRALIZER BRACKET BOLT	06848	28868		4	*	*	*
09X20	5310-012-0731	WASHER, LOCK: ANCHOR PIN	06848	46503		2	2	*	200
P 0	3830-425-2833	BRAKE LINING KIT: WHEEL BRAKE	06848	1031S22		4			
X1	2530-496-1140	LINING, FRICTION	06848	1013S25		4			
X1	2530-320-1568	LINING, FRICTION	06848	7053		128			
09X1	5320-276-8556	RIVET, TUBULAR							
		1204 - HYDRAULIC BRAKE SYSTEM							
X20	4730-754-0152	BOLT, FLUID PASSAGE: PRESSURE LINE	63477	FC673		1	*	*	*
P10	2530-558-5588	CYLINDER ASSEMBLY, HYDRAULIC MASTER BRAKE (INCLUDES COMPONENTS OF REPAIR KIT, STOCK No. 2530-532-3095)	63477	FE-661		1	*	*	10
X1		CYLINDER	63477	FC3964		1			
09X1	5340-054-1402	PLUG, EXPANSION	63477	FC2932		1			
X1	2530-352-9270	PLUG, FILLER	63477	FC12105		1			
X1		ROD, PISTON PUSH	63477	FC1320		1			
X1	2530-516-7875	SPRING ASSEMBLY, HYDRAULIC BRAKE CYLINDER	63477	FC1318		1			
X1	5310-188-4176	WASHER, FLAT: PISTON STOP	63477	FC1321		1			
X1	5330-291-4645	WASHER, NONMETALLIC: FILLER PLUG	63477	FC5922		1			
X20	4730-729-6378	CONNECTOR, MULTIPLE, FLUID PRESSURE LINE	63477	FC2678		1	SEE GRP 9901		
X20	5310-275-6635	WASHER, FLAT: OUTLET FITTING GASKET	63477	FC602		1	*	*	*

SOURCE CODES	FEDERAL STOCK NUMBER	DESCRIPTION	MANUFACTURER'S CODE	MANUFACTURER'S PART NO.	UNIT OF ISSUE	QTY INCORPORATED IN UNIT	FIELD MAINTENANCE 15-DAY LEVEL 3RD ECH	FIELD MAINTENANCE 15-DAY LEVEL 4TH ECH	DEPOT MAINT 5TH ECH	FIGURE NO.	ITEM NO.
	4730-289-4926	PLUG, MACHINE THREAD: CYLINDER OUTLET	63477	FC996		1	*	*	*	73	11
X20	4730-288-8571	PLUG, PIPE (6E)				1	*	*	*	73	17
X20		PARTS KIT, HYDRAULIC BRAKE MASTER CYLINDER	63477	FC3622		1	*	*	100		
P10	2530-532-3095	ASSEMBLY	63477	FC1331		1				73	2
	2530-359-0276	BELLOWS, RUBBER: PUSH ROD DUST BOOT	63477	FD962		1				73	8
X1	2530-273-8504	CUP, HYDRAULIC BRAKE CYLINDER: PRIMARY	63477	FC1338		1				73	7
X1	2530-516-7882	PISTON, HYDRAULIC BRAKE, MASTER CYLINDER	63477	FD1387		1				73	6
X1	2530-374-2223	CUP, HYDRAULIC BRAKE CYLINDER: SECONDARY	63477	FC3555		1				73	5
X1	2530-521-4545	RING, SECONDARY CUP: MASTER CYLINDER	63477	FC1330		1				73	3
X1	5340-516-7878 2	RING, RETAINING: PISTON STOP, MASTER CYLINDER	63477	FC14426		1				73	10
		VALVE ASSEMBLY, HYDRAULIC: CHECK	63477	FC603		1	*	*	*	73	20
X1	2530-361-5334	WASHER, FLAT	63477	FC17		1	*	*	*	73	12
X20	5310-209-1761	WASHER, FLAT: OUTLET PLUG	06848	900050		4	*	*	*		
X0	5310-361-7052	BOLT, MACHINE: WHEEL CYLINDER	63477	FD3171		2	*	*	13		
X20	5306-017-9816	CYLINDER ASSEMBLY, HYDRAULIC BRAKE WHEEL									
P10	2530-391-3973	(INCLUDES COMPONENTS OF REPAIR KIT, STOCK No. 2530-422-9342)									
		BOLT, FLUID PRESSURE LINE	63477	FC1241		2					
X1	4730-384-0010	CYLINDER ASSEMBLY, HYDRAULIC BRAKE WHEEL	63477	FC8093		2					
X1		CYLINDER, HYDRAULIC BRAKE, WHEEL: RIGHT AND LEFT	63477	FD3172		2				74	3
X1	2530-540-4250	PISTON, HYDRAULIC BRAKE, WHEEL CYLINDER	63477	FC975		4				74	1
X1	2530-377-5542	BLEEDER VALVE, HYDRAULIC BRAKE: CYLINDER	63477	FC6858		2				74	6
X1	2530-164-0677	SPRING, HELICAL, COMPRESSION: PISTON RETURN, WHEEL CYLINDER	63477	FC965		2				74	4
X1	2530-384-0023	STRAP, BOOT: WHEEL CYLINDER	63477	FC4742		4					
X1	2530-028-3331	FITTING, INLET	63477	FC2579		2					
X1	2530-215-4150	WASHER, FLAT: INLET FITTING GASKET	63477	FC1242		2					
X1	5310-820-4450	GASKET: FITTING	63477	FC1243		2					
X1	5330-599-5440	PARTS KIT, HYDRAULIC BRAKE WHEEL CYLINDER									
P 0	2530-422-9342	ASSEMBLY	63477	FC5352		2	2	*	200		
		BOOT, HYDRAULIC BRAKE CYLINDER	63477	FC4741		4				74	5
X1	2530-4139	CUP, HYDRAULIC BRAKE CYLINDER	63477	FC966		4				74	2
X1	2530-541-2910	CONNECTOR, MULTIPULE, FLUID PRESSURE LINE	63477	FC2678		1	*	*	*		
X20	4730-729-6378	CLAMP, TUBE	23926	D28817		12	*	*	*	75	3
X20		CLIP, ROCKER HOSE	63477	FC3052		2	*	*	*	75	5
X20	5340-371-4134	LINE ASSEMBLY BRAKE	63477	FC4900		2	*	*	20	75	6
P10	3805-430-9547	NUT, PLAIN, HEXAGON: BRAKEHOSE MTG				2	*	*	*		
X20	5310-012-4847	PLUG, MACHINE THREAD	63477	FC4371		2	*	*	*		
X20	4730-164-2145	SCREW, DRIVE: CLIP MTG				12	*	*	*		
09X20	5305-014-5388	TEE, TUBE	79470	702X4		1	*	*	*	75	8
X20	4730-287-1707	TEE, TUBE	63477	FC4174		2	*	*	*	75	4
X20	4730-289-5441	LINE ASSEMBLY: CROSSOVER	23926	SAH30790		1				75	7
HF0		MANUFACTURE FROM:									
X2F	4730-288-9387	INVERTED NUT:				2	*	*	*	75	1
P F	4710-289-4109	TUBE, STEEL (3FT 10 IN. REQUIRED)			FT		SEE	GRP 9501			
M 0	2530-600-7686	LINE ASSEMBLY, HYDRAULIC: MASTER CYLINDER TO TEE FITTING	23926	SA28752		1				75	9
		MANUFACTURE FROM:									
X20	4730-288-9387	INVERTED NUT, TUBE COUPLING				2	*	*	*	75	1
P 0	4710-277-5525	TUBE, COPPER (4FT 5 IN. REQUIRED)			FT		SEE	GRP 9501			
X20		TUBE ASSEMBLY: INTERMEDIATE	23926	SA28754		1	*	*	10		
X20		LINE ASSEMBLY: BRAKE TO RH AND LH WHEEL	23926	SA28756		2	*	*	20	75	10
X20		LINE ASSEMBLY: BRAKE TO RH WHEEL	23926	SA 28755		2	*	*	20	75	2
X20	4730-287-1707	TEE, TUBE	23926	D34681		1	*	*	*		
		1206 - MECHANICAL BRAKE CONTROLS									
09X20	5306-263-7412	BOLT, MACHINE: BRAKE PEDAL MTG				1	*	*	*	76	2
X20		COLLAR, SHAFT	23926	D21860		2	*	*	*	76	4
X20	4730-172-0034	FITTING, LUBRICATION	95879	1613		1	*	*	*		
09X20	5310-188-7852	NUT, PLAIN, HEXAGON				2	*	*	*		
55X20	3010-430-9202	PAD, PEDAL	23926	D16766		1	*	*	*	76	1
X20		PEDAL, SERVICE BRAKE	23926	H27336		1	*	*	*	76	3
X20	5315-272-6804	PIN, STRAIGHT, HEADED: CLEVIS	23926	R11816		1	*	*	*	76	6
X20		ROD AND CLEVIS SERVICE BRAKE PEDAL	23926	D33105		1	*	*	*	76	7
09X20	5305-017-9850	SCREW, CAP, HEXAGON HEAD: PEDAL SUPPORT SHAFT				1	*	*	*		
09X20	5305-253-3589	SETSCREW: BRAKE PEDAL COLLAR				2	*	*	*		
X20	2590-163-2150	SHAFT, CLUTCH AND BRAKE PEDAL	23926	D22650		1	SEE	GRP 9901		76	5
P10	2520-253-2928	SPRING, HELICAL, EXTENSION	23926	D30746		1	SEE	GRP 9901		76	8
		GROUP 13 - WHEELS AND TRACKS									
		1311 - WHEEL ASSEMBLY									

SOURCE CODES				FEDERAL STOCK NUMBER	DESCRIPTION	MANUFACTURER'S CODE	MANUFACTURER'S PART NO.	UNIT OF ISSUE	QTY INCORPORATED IN UNIT	FIELD MAINTENANCE 15-DAY LEVEL 3RD ECH	FIELD MAINTENANCE 15-DAY LEVEL 4TH ECH	DEPOT MAINT 5TH ECH	ILLUSTRATIONS FIGURE NO.	ILLUSTRATIONS ITEM NO.
MATERIEL	SOURCE	MAINT	RECOVERABILITY											
						23926	R10783		2	*	*	*		
X20				2530-359-1095	CAP, WHEEL HUB: FRONT	60038	49520		2	*	*		11	
09P10				3110-100-0593	CUP, TAPERED ROLLER BEARING: FRONT WHEEL OUTER	23926	D18535		16	*	*	20		
X20				2530-371-3758	CLAMP, RIM, REAR WHEEL	60038	749		2	*	*	*	16	
09P10				3110-100-4407	BEARING, RUBBER, TAPERED: FRONT WHEEL INNER							20		
09P10				3110-100-3617	CONE AND ROLLERS, TAPERED ROLLER BEARING: FRONT WHEEL, OUTER	60038	49585		2	*	*	20		
09P10				3110-100-0337	CUP, TAPERED ROLLER BEARING: FRONT WHEEL INNER	60038	742		2	*	*	20	15	
X20				4730-050-4208	FITTING, LUBRICATION	95879	1610		6	*	*	*		
X20				4730-172-0034	FITTING, LUBRICATION	95879	1613		5	*	*	*	3	
X20				4730-279-0359	FITTING, LUBRICATION	95879	1688		20	*	*	*		
N 0				2530-145-8219	GASKET: HUB CAP, FRONT WHEEL MANUFACTURE FROM:	23926	R10785		2				11	13
09P 0				5330-233-5845	PAPER, GASKET (GE) (7 IN. X 7 IN. REQUIRED FOR EACH GASKET)			YD		SEE	GRP	9501		
X20				5310-208-4260	NUT, PLAIN, CAP: TANDEM DRIVE WHEEL MTG	23926	D27205		4	*	*	*		
X20					NUT, FRONT WHEEL SPINDLE	23926	D38395		2	*	*	*		
X20				5310-222-7235	NUT, PLAIN, HEXAGON: RIM LUG	23926	R10790		16	*	*	*		
09X20				5315-013-7308	PIN, COTTER: WHEEL SPINDLE NUT				2	*	*	*	11	12
09X20				5305-018-0143	SCREW, CAP, HEXAGON HEAD: WHEEL HUB CAP				6	*	*	*	11	7
P 0				2530-310-0337	SEAL, PLAIN ENCASED: WHEEL SPINDLE, FRONT AXLE	23926	H27541		2				11	9
X20				5307-206-2543	STUD, PLAIN: FRONT WHEEL (FOR 14.00 IN. TIRE)	23926	R10819		16	*3	*	200		
X20				5310-220-6578	WASHER, FLAT: FRONT WHEEL SPINDLE	60038	K6108		2	*	*	*	11	1
X20				5310-271-7392	WASHER, FLAT: TANDEM DRIVE WHEEL	23926	D29112		4	*	*	*		
X20					WASHER, LOCK: TANDEM DRIVE WHEEL	23926	D29326		4	*	*	*		
X20				5310-012-0383	WASHER, LOCK: WHEEL HUB CAP				6	*	*	*	11	14
X20					WHEEL, FRONT AXLE	23926	B30538		2	*	*	*		
X20				2530-887-1268	WHEEL, REAR TANDEM	23926	B28192		2	*	*	*	11	8
X20					WHEEL, FRONT: TANDEM (USED ON GRADERS WITH 1HC ENGINES ONLY)	23926	B28193		2	*	*	*		
X20					WHEEL, FRONT: TANDEM (USED ON GRADERS WITH GM ENGINES ONLY)	23926	B30537		2	*	*	*		
					1313 - TIRES, TUBES									
09A 0				2610-262-8640	TIRE, PNEUMATIC: W/INNER TUBE AND RIM	23926	RSA15153		6					
09P 0				2610-269-7392	INNER TUBE, PNEUMATIC TIRE				6	*	*	*		
X20				2530-426-7323	RIM ASSEMBLY, WHEEL				6	*	*	*		
09P 0				2610-555-2520	TIRE, PNUEMATIC				6	*	*	*	11	10
					GROUP 14 - STEERING									
					1401 - STEERING ASSEMBLY									
P10				2530-332-5800	BEARING, STEERING SHAFT ADJUSTABLE	23926	D2314		1	*	*	50		
X20				2530-214-2743	BEARING AND SHAFT ASSEMBLY, STEERING GEAR: MANUAL	23926	SAD32872		1	*	*	*		
X1					BEARING, EXTENDED SHAFT	23926	D32870		1					
X2F					BUSHING, EXTENDED SHAFT	23926	D30137		1	*	*	50		
X1					PAD EXTENDED SHAFT	23926	D32871		1					
X20				2530-371-7097	COVER, DUST, DRAGLINK AND ARM BALL: DRAG LINK AND ARM BALL; FRONT WHEEL STEERING	23926	D29014		1	*	*	*	70	52
X20				2530-371-7098	COVER, DUST, DRAGLINK AND ARM BALL: DRAG LINK AND ARM BALL; FRONT WHEEL STEERING	23926	D30302		1	*	*	*	70	55
X20					DRAG LINK, STEERING (USED ON GRADERS, SERIAL NOS MD-14401 THRU MD-17499 ONLY) (SERIAL NO. RANGE FOR STOCK NO. (23926) H27536 APPLIES TO ALL INDENTED COMPONENTS)	23926	H27536		1	*	*	*	70	56
X20				5315-269-6054	PIN, SHOULDER, HEADLESS: STEERING DRAG LINK									
X20				4730-289-1587	PLUG, MACHINE THREAD: STEERING DRAG LINK	23926	280M53		2	*	*	*		
X20				2530-355-2315	SOCKET HALF, BALL, ROD END: STEERING CYLINDER	23926	280P24		2	*	*	*		
X20				5306-292-8747	BOLT, INTERNAL WRENCHING: STEERING GEAR BRACKET	23926	280825		4	*	*	*		
09X20				5306-208-8437	BOLT, MACHINE: STEERING SHAFT	23926	D28897		2	*	*	*		
X20					BRACKET, STEERING GEAR				1	*	*	*		
X20					BRACKET STEERING SHAFT	23926	B30132		1	*	*	*		
55X20				3010-430-9527	COUPLING, SHAFT, UNIVERSAL	23926	D29246		1	*	*	*		
P10				2530-797-2307	SPRING, HELICAL COMPRESSION: DRAG LINK DUST COVER	23926	SAH28778		1	SEE	GRP	9501		
						23926	D29016		1	*	*	5		

SOURCE CODES	FEDERAL STOCK NUMBER	DESCRIPTION	MANUFACTURER'S CODE	MANUFACTURER'S PART NO.	UNIT OF ISSUE	QTY INCORPORATED IN UNIT	GUIDE QUANTITIES PER 100 EQUIPMENTS: FIELD MAINTENANCE 15-DAY LEVEL 3RD ECH	FIELD MAINTENANCE 15-DAY LEVEL 4TH ECH	DEPOT MAINT 5TH ECH	ILLUSTRATIONS FIGURE NO.	ILLUSTRATIONS ITEM NO.
		UNIVERSAL JOINT	23926	SAD23083		1	SEE GRP 9301				
55X20	3010-430-9522	KEY, WOODRUFF: STEERING WHEEL				1	*	*			
09X20	5315-012-4551	NUT, STAMPED: STEERING GEAR SHAFT BEARING MTG				1	*	*	*		
X20	5310-014-7514	NUT, PLAIN, HEXAGON: STEERING SHAFT				1	*	*	*		
09X20	5310-012-1965	NUT, PLAIN, HEXAGON: STEERING SHAFT CAPSCREW				1	*	*	*		
09X20	5310-022-0086	FELT, MECHANICAL, PREFORMED:	23926	D29015		1	*	*	5		
P10	5330-430-9306	PIN, COTTER: UNIVERSAL JOINT PINS				6	*	*	*		
09X20	5315-010-3385	PIN, STRAIGHT, HEADLESS: UNIVERSALS	23926	D23214		3	*	*	*		
X20	5315-255-2386	SCREW, CAP, HEXAGON HEAD: STEERING SHAFT				1	*	*	*		
09X20	5305-576-1056	GEAR ASSEMBLY STEERING	23926	B30142		1	*	*	*		
X20		HOUSING ASSEMBLY	77640	505118		1	*	*	*		
X2F		PLUG, EXPANSION: HOUSING END	77640	402173		1	*	*	*	78	14
X2F		BEARING, SLEEVE: LEVER SHAFT	77640	069001		2	2	*	100	78	9
P F	2530-424-6084	SEAL PLAIN: LEVER SHAFT OIL	77640	504006		1	2	*	100		
P F	2530-352-5621	GASKET: LEVER SHAFT OIL SEAL	77640	032107		1					
X1		SEAL, PLAIN, OIL	77640	032074		1				78	10
X1		HOUSING, STEERING GEAR	77640	TA702002		1	*	*	*	78	8
X2F		PLUG, PIPE: OIL DRAIN	77640	036007		1	*	*	*	78	7
X20	2530-322-9970	GEAR AND SHAFT ASSEMBLY	77640	9037-14-3-16		1	*	*	5		
P1F	2530-426-1040	GEAR AND SHAFT ASSEMBLY	77640	9036-14-3-16		1				78	3
X1		BALL, BEARING: STEERING CAM	77640	400014		28	9	*	280	78	4
P F	3110-100-6155	RING, BEARING, OUTER	77640	400020		2	*	*	20	78	6
P1F	3110-227-4830	RING, RETAINING	77640	400005		2	*	*	20	78	5
P1F	5340-282-6348	SHIM: 0.002 REAR COVER (AS REQUIRED)	77640	033042			*	*	*		
X2F	2530-526-2120	SHIM, REAR COVER: REAR COVER (AS REQUIRED)	77640	033036			*	*	*		
X2F	2530-317-5262	COVER ASSEMBLY, REAR	77640	504828		1	*	*	*		
X2F		COVER, GEAR HOUSING	77640	TA666008		1				78	2
X1	2530-564-6169	SEAL ASSEMBLY, OIL, STEERING SHAFT	77640	505104		1	2	*	100		
P F	2530-426-1027	GASKET: CORK	77640	032129		1					
X1		WASHER, FLAT: OIL SEAL UNIT	77640	028149		1					
X1	5310-205-9646	SHIM, REAR COVER: 0.004 (AS REQUIRED)	77640	033037			*	*	*		
X2F	2530-518-6512	GASKET	77640	TA709000		1	2	*	100	78	17
P F	2530-322-6413	SHAFT, LEVER ARM	77640	9039-35-5-16		1	*	*	*	78	15
X2F	2530-024-1745	LEVER SHAFT, STEERING GEAR	77640	9038-35-5-16		1					
X1	2530-887-8895	NUT, PLAIN, HEXAGON: PITMAN ARM MTG	77640	025003		1	*	*	*	78	13
X2F	5310-274-7744	WASHER, LOCK: PITMAN ARM NUT				1	*	*	*	78	12
X2F	5310-013-1049	BEARING SET, ROLLER: LEVERSHAFT STUD	77640	504983		1	*	*	10	78	16
P1F	2530-426-1026	NUT, PLAIN, HEXAGON: LEVER SHAFT STUD BEARING ADJUSTING	77640	025009		2	*	*	*		
09X2F	5310-021-4267	WASHER, LOCK: LEVER SHAFT STUD BEARING NUT	77640	028015		2	*	*	*		
X2F	5310-384-8820	COVER ASSEMBLY, STEERING, TOP	77640	505119		1	*	*	*		
X2F	2530-816-5878	COVER, STEERING GEAR HOUSING	77640	TA705004		1				78	18
X1		SET SCREW: LEVER SHAFT THRUST ADJUSTING	77640	021065		1	*	*	*	78	19
X2F	5305-514-8433	NUT, PLAIN, HEXAGON: ADJUSTING SCREW LOCK	77640	025031		1	*	*	*	78	20
X2F	5310-220-6660	ARM, STEERING GEAR	23926	H30317		1	*	*	*	78	11
X2F	2530-305-9873	FITTING LUBRICATION	95879	1610		4	*	*	*		
X20	4730-050-4208	FITTING, LUBRICATION	95879	1613		2	*	*	*		
X20	4730-172-0034	SHAFT, STEERING (USED ON GRADERS, SERIAL NOS. MD-14401 THRU MD-19853 ONLY)	23926	SAH30363		1	*	*	*	78	1
X20		WASHER, LOCK: STEERING SHAFT CAPSCREW				1	*	*	*		
X20	5310-010-3326	SHAFT, STEERING (USED ON GRADERS, SERIAL NOS MD-19854 AND UP ONLY)	23926	SA38662		1	*	*	*	78	1
X20	2530-163-2347	DRAG LINK, STEERING ASSEMBLY (USED ON GRADERS, SERIAL NOS. MD-17500 AND UP ONLY) (SERIAL NO. RANGE FOR STOCK NO. 2530-163-2347 APPLIES TO ALL INDENTED COMPONENTS)	23926	H27536A		1	*	*	*		
X20	4730-289-1587	PLUG, MACHINE THREAD: DRAG LINK END	23926	28DP24		2	*	*	*		
X20	2530-254-1965	SPRING, HELICAL COMPRESSION: DRAG LINK END	23926	28DS13		2	*	*	*		
X20	5315-269-6054	PIN, SHOULDER, HEADLESS: DRAG LINK	23926	28DM53		2	*	*	*		
X20	2530-355-2315	SOCKET HALF, BALL, ROD END: DRAG LINK BALL STUD	23926	28DB25		4	*	*	*		
		1411 - HOSE, LINES, FITTINGS									
X20	4730-202-9995	ADAPTER, STRAIGHT, PIPE TO TUBE: STEERING CYLINDER LINE (GE)	23926	D32001		2	*	*	*		
X20	4730-289-4743	ELBOW, PIPE TO TUBE: STEERING CYLINDER LINE (USED ON GRADERS, SERIAL NOS, MD-14401 THRU MD-20612 ONLY)	23926	D32003		2	*	*	*		
M O		HOSE ASSEMBLY, STEERING CYLINDER MANUFACTURE FROM:	23926	D32748		2					
X20	4730-203-3555	ADAPTER, STRAIGHT, TUBE TO HOSE	00624	402-10		2	*	*	*		

MATERIAL	SOURCE	MAINT	RECOVERABILITY	FEDERAL STOCK NUMBER		MANUFACTURER'S CODE	MANUFACTURER'S PART NO.	UNIT OF ISSUE	QTY INCORP IN UNIT	13-DAY LEVEL 3RD ECH	13-DAY LEVEL 4TH ECH	MAINT 5TH ECH	FIGURE NO.	ITEM NO.
						81336	4720-080000	FT		SEE GRP 9501				
P	O			4720-203-3029	HOSE, RUBBER (25 1/2 IN. REQUIRED FOR EACH HOSE ASSEMBLY)	00624	401-10		2	*	*	*		
X	20			4730-354-5180	ADAPTER, STRAIGHT, TUBE TO HOSE	23926	SA33175		2					
M	FO			2530-339-5139	LINE ASSEMBLY HYDRAULIC STEERING CYLINDER MANUFACTURE FROM:				4	*	*	*		
X	2F			4730-595-2843	NUT, TUBE COUPLING	50889	10BTXS		4	*	*	*		
X	2F			4730-595-3223	SLEEVE, FLARED, TUBE FITTING	50889	10TXS							
P	F			4710-278-1368	TUBE, STEEL (3FT 3-3/4 IN. REQUIRED FOR EACH LINE ASSEMBLY)			FT		SEE GRP 9501				
M	FO			2530-339-5141	LINE ASSEMBLY HYDRAULIC STEERING CYLINDER MANUFACTURE FROM:	23926	SA33177		1					
X	2F			4730-595-2843	NUT, TUBE COUPLING	50889	10BTXS		4	*	*	*		
X	2F			4730-595-3223	SLEEVE, FLARED, TUBE FITTING	50889	10TXS		4	*	*	*		
P	F			4710-278-1368	TUBE STEEL (11FT 7/8 IN. REQUIRED)			FT		SEE GRP 9501				
M	FO			2530-339-5142	LINE ASSEMBLY HYDRAULIC STEERING CYLINDER MANUFACTURE FROM:	23926	SA33178		1					
X	2F			4730-595-2843	NUT, TUBE COUPLING	50889	10BTXS		2	*	*	*		
X	2F			4730-595-3223	SLEEVE, FLARED, TUBE FITTING	50889	10TXS		2	*	*	*		
P	F			4710-278-1368	TUBE, STEEL (11FT 7/8 IN. REQUIRED)			FT		SEE GRP 9501				
M	O				NIPPLE, PIPE MANUFACTURE FROM:				2					
P	O			4710-162-1018	PIPE, STEEL (GE) (4 1/2 IN. REQUIRED FOR EACH NIPPLE)			FT		SEE GRP 9501				
X	20			4730-278-3257	NIPPLE, TUBE: POWER SHIFT MOLDBOARD OIL LINE (GE)	23926	D32746		2	*	*	*		
X	20				STRAP: 9 IN. LONG W/BUCKLE	23926	56CA962		1	*	*	*		
X	20			4730-289-2387	ELBOW, PIPE TO TUBE: STEERING CYLINDER OIL LINE (GE)	23926	D32745		2	*	*	*		
X	20				ELBOW, RESTRICTED: STEERING CYLINDER OIL LINE (USED ON GRADERS, SERIAL NOS. MD-20613 AND UP ONLY)	23926	D39154A		2	*	*	*		
					1412 - HYDRAULIC CYLINDERS									
X	2F			5307-213-1507	STUD, BALL: STEERING CYLINDER MTG (USED ON GRADERS, SERIAL NOS. MD-17500 AND UP ONLY)	23926	D34374		1	*	*	*		
X	20			2530-393-7345	CYLINDER ASSEMBLY, HYDRAULIC STEERING (USED ON GRADERS, SERIAL NOS. MD-14401 THRU MD-17499 ONLY) (SERIAL NOS RANGE FOR STOCK No. 2530-393-7345 APPLIES TO ALL INDENTED COMPONENTS)	23926	SAB27598		1	*	*	*		
X	2F				BOLT, CYLINDER TIE	23926	D28717		4	*	*	*	79	6
P	F			2530-264-0228	CUP, COMPRESSION	23926	D5584		2	3	*	40	79	15
X	2F				CYLINDER	23926	D27605		1	*	*	*	79	11
P	1F			5310-251-4051	GASKET: PISTON ROD, COPPER	23926	D5582		1	*	*	10	79	12
X	2F				HEAD, CYLINDER	23926	B5307		1	*	*	*	79	9
X	2F			2530-163-2258	HEAD, CYLINDER: STEERING	23926	B5308		1	*	*	*	79	18
X	2F			2530-447-3515	LOCK PLATE, LEATHER CUP: STEERING CYLINDER	23926	D5301		2	*	*	*	79	14
09	X2F			5310-012-0238	NUT, PLAIN, HEXAGON: CYLINDER STAY BOLT				8	*	*	*	79	7
P	F			5330-197-9582	PACKING, PREFORMED: CYLINDER TO HEAD GASKET	23926	D27856		2	3	*	200	79	10
P	O			5330-447-3520	PACKING ASSEMBLY: PISTON ROD GLAND	23926	D6065		1	2	*	100	79	5
X	2F			5315-251-6114	PIN, STRAIGHT, HEADLESS: PISTON LOCK	23926	D6066		1	*	*	*	79	17
X	2F			2530-162-9396	PISTON, HYDRAULIC CYLINDER	23926	H5305		1	*	*	*	79	16
X	2F			2530-430-9321	RETAINER, PACKING: PISTON ROD PACKING GLAND									
X	2F				ROD ASSEMBLY, PISTON	23926	D5302		1	*	*	*	79	4
X	2F			5305-430-9404	SCREW, CAP, HEXAGON HEAD: PISTON CUP RETAINER MTG	23926	H27601		1	*	*	*	79	1
X	2F			5305-017-9841	SCREW, CAP, HEXAGON HEAD: PISTON ROD GLAND ADJUSTING	23926	R10107		8	*	*	*	79	13
09	X2F			5310-010-3323	WASHER, LOCK: CYLINDER TIE BOLT	23926	D8710		2	*	*	*	79	3
M	F				WIRE, LOCK: PISTON CUP RETAINER AND ROD GLAND SCREW				8	*	*	*	79	8
P	F			9505-596-1650	MANUFACTURE FROM: WIRE, STEEL, CARBON (10 IN REQUIRED FOR EACH LOCKWIRE)				3				79	2
X	20			2530-024-2774	CYLINDER ASSEMBLY, STEERING (USED ON GRADERS, SERIAL NOS MD-17500 AND UP ONLY) (SERIAL NOS RANGE FOR STOCK NO. 2530-024-2744 APPLIES TO ALL INDENTED COMPONENTS)			LB		SEE GRP 9501				
X	2F				BOLT, CYLINDER TIE	23926	SAB34376		1	*	*	*	70	6
						23926	D28717		4	*	*	*	80	3

SOURCE CODES	FEDERAL STOCK NUMBER	DESCRIPTION	MANUFACTURER'S CODE	MANUFACTURER'S PART NO.	UNIT OF ISSUE	QTY INCORPORATED IN UNIT	GUIDE QUANTITIES PER 100 EQUIPMENTS: FIELD MAINTENANCE 15-DAY LEVEL 3RD ECH	FIELD MAINTENANCE 15-DAY LEVEL 4TH ECH	DEPOT MAINT 5TH ECH	ILLUSTRATIONS: FIGURE NO.	ITEM NO.
P F	2530-264-0228	CUP, COMPRESSION: CYLINDER	23926	D5584		2	3	*	40	80	15
		CYLINDER	23926	D27605		1	*	*	*	80	4
X2F	5310-251-4051	GASKET: PISTON ROD COPPER	23926	D5582		1	*	*	10	80	11
P1F	2530-447-3515	LOCKPLATE, LEATHER CUP: CYLINDER RETAINING	23926	D5301		1	*	*	*	80	7
X2F		HEAD	23926	B34373		1	*	*	*	80	6
X2F		HEAD, CYLINDER	23926	B5307		1	*	*	*	80	8
X2F	5310-012-0238	NUT, PLAIN, HEXAGON: CYLINDER BOLT				8	*	*	*	80	1
09X2F	5330-447-3520	PACKING ASSEMBLY: PISTON ROD GLAND	23926	D6065		1	2	*	100	80	10
P O	5315-251-6114	PIN, STRAIGHT, HEADLESS: PISTON	23926	D6066		1	*	*	*	80	17
X2F	2530-162-9396	PISTON, HYDRAULIC CYLINDER	23926	H5305		1	*	*	*	80	16
X2F	2530-430-9321	RETAINER, PACKING: PISTON ROD PACKING GLAND	23926	D5302		1	*	*	*	80	12
X2F		ROD ASSEMBLY, PISTON	23926	H27601		1	*	*	*	80	14
X2F	5305-430-9404	SCREW, CAP, HEXAGON HEAD: PISTON CUP RETAINER	23926	R10107		8	*	*	*	80	18
X2F	5305-017-9841	SCREW, CAP, HEXAGON HEAD: STEERING CYLINDER PISTON ROD GLAND	23926	D8710		2	*	*	*	80	13
P F	5330-197-9582	PACKING, PREFORMED: CYLINDER TO HEAD GASKET	23926	B27856		2	3	*	200	80	5
M F		WIRE, LOCK: PISTON CUP RETAINER AND ROD GLAND SCREW				3				80	9
		MANUFACTURE FROM:									
P F	9505-596-1650	WIRE, STEEL, CARBON (10 IN. REQUIRED FOR EACH LOCKWIRE)			CL		SEE GRP 9501				
X2F	5310-010-3323	WASHER, LOCK: TIE BOLT NUT				8	*	*	*	80	2
X20	5305-018-1436	SCREW, CAP, HEXAGON HEAD: BALL CAP MTG (USED ON GRADERS, SERIAL NOS MD-17500 AND UP ONLY)				4	*	*	*	70	2
09X20	5310-010-3028	NUT, PLAIN, HEXAGON: STEERING CYLINDER BALL CAP RETAINING SCREW (USED ON GRADERS, SERIAL NOS MD-17500 AND UP ONLY)				4	*	*	*	70	7
X20	5310-010-3323	WASHER, LOCK: STEERING CYLINDER BALL CAP RETAINING SCREW (USED ON GRADERS, SERIAL NOS. MD-17500 AND UP ONLY)				4	*	*	*	70	3
X20	2530-395-4767	CAP, PISTON ROD: PISTON ROD BALL AND CYLINDER MTG (USED ON GRADERS, SERIAL NOS. MD-17500 AND UP ONLY)	23926	D3087		2	*	*	*	70	4
X20	2530-395-4767	CAP, PISTON ROD BALL (USED ON GRADERS, SERIAL NOS. MD-14401 THRU MD-17499 ONLY)	23926	D3087		1	*	*	*		
X20	5310-012-1965	NUT, PLAIN, HEXAGON: PISTON ROD BALL CAP MTG (USED ON GRADERS, SERIAL NOS. MD-14401 THRU MD-17499 ONLY)				2	*	*	*		
X20	5315-251-9760	PIN, STRAIGHT HEADED: STEERING CYLINDER HINGE (USED ON GRADERS, SERIAL NOS. MD-14401 THRU MD-17499 ONLY)	23926	D5579		1	*	*	*		
P10	2530-458-2587	SHIM: PISTON ROD BALL CAP(AS REQUIRED)	23926	D13955			*	*	20	70	5
09X20	5310-010-3323	WASHER, LOCK: PISTON ROD BALL CAP SCREW (USED ON GRADERS, SERIAL NOS. MD-14401 THRU MD-17499 ONLY)				2	*	*	*		
09X20	5305-018-1436	SCREW, CAP, HEXAGON HEAD: PISTON ROD BALL CAP MTG (USED ON GRADERS, SERIAL NOS. MD-14401 THRU MD-17499 ONLY)				2	*	*	*		
X20	5315-010-3411	PIN, COTTER: STEERING CYLINDER HINGE PIN MTG (USED ON GRADERS SERIAL NOS. MD-14401 THRU MD-17499 ONLY)				1	*	*	*		
		1414 STEERING SYSTEM VALVES									
X2F		VALVE SAFETY RELIEF: STEERING (USED ON GRADERS, SERIAL NOS. MD-14401 THRU MD-19853 ONLY) (SERIAL NOS RANGE FOR STOCK NO. (23926) SA27958 APPLIES TO ALL INDENTED COMPONENTS)	23926	SA27958		1	*	*	10		
X1		CAP, VALVE BODY	23926	H275H7B		2					
X1	5330-430-9296	GASKET: VALVE BODY CAP	23926	D27552		2					
P1F	5330-196-5382	PACKING, PREFORMED: O'RING VALVE SPOOL SEAL	23926	D28088		2	*	*	20		
X1	4710-162-1004	COVER AND WASHER: VALVE SPOOL THRUST SPRING	23926	D32742		1					
X1	2530-393-7349	COVER, SET, SPRING: THRUST SPRING	23926	SA5311		1					
X1	5315-321-6598	PIN, STRAIGHT, HEADLESS: SPRING WASHER	23926	D32743		1					

CODES: MATERIEL	SOURCE	MAINT	RECOVERABILITY	FEDERAL STOCK NUMBER	DESCRIPTION	MANUFACTURER'S CODE	MANUFACTURER'S PART NO.	UNIT OF ISSUE	QTY INCORPORATED IN UNIT	GUIDE QUANTITIES PER 100 EQUIPMENTS: FIELD MAINTENANCE 15-DAY LEVEL 3RD ECH	FIELD MAINTENANCE 15-DAY LEVEL 4TH ECH	DEPOT MAINT 5TH ECH	ILLUSTRATIONS: FIGURE NO.	ILLUSTRATIONS: ITEM NO.
X2F				2530-163-2105	SPRING, HELICAL, COMPRESSION: VALVE SPOOL THRUST	23926	D27349		1	*	*	*		
09X2F				5305-275-5307	SCREW, CAP, SOCKET HEAD: BODY CAP AND VALVE BONNET MTG	23926	D27353		16	*	*	*		
X2F					SHAFT, STEERING WHEEL GEAR	23926	H27873C		1	*	*	*		
P1F				5330-198-6187	PACKING, PREFORMED: VALVE BONNET MTG	23926	D27358		2	*	*	20		
X1					BODY, CONTROL VALVE	23926	H30623		1					
X2F				2530-392-4969	STEM, CONTROL VALVE	23926	D30624		1	*	*	*		
X2F				5310-269-6541	WASHER, FLAT: CONTROL VALVE STEM	23926	D30625		1	*	*	*		
P F				5330-187-3635	PACKING, PREFORMED: CONTROL VALVE STEM SEAL	23926	D30626		1	2	*	100		
X2F				3895-355-2566	PLUNGER, SAFETY VALVE: CONTROL VALVE	23926	D27363		1	*	*	*		
P1F				5340-246-7664	SPRING, HELICAL, COMPRESSION: CONTROL VALVE	23926	D27386		1	*	*	10		
X2F				5305-374-8745	SETSCREW: CONTROL VALVE SPRING ADJUSTING	23926	D27355		1	*	*	*		
X2F					COVER: VALVE SPRING SCREW	23926	D27356		1	*	*	*		
P F				5310-262-5431	WASHER, FLAT: CONTROL VALVE CAP GASKET	23926	D27366		2	3	*	200		
X2F				5310-275-6656	NUT, PLAIN, HEXAGON: CONTROL VALVE ADJUSTING SCREW LOCK	23926	D27362		1	*	*	*		
X2F					BONNET: REGULATING VALVE	23926	H27365		1	*	*	*		
X2F				2530-393-7337	SEAT, VALVE, CONTROL	23926	D27951		2	*	*	*		
X1					DISTRIBUTOR, STEERING VALVE	23926	H28116F		1					
X2F					SPOOL, STEERING VALVE	23926	H28117C		1	*	*	*		
X2F					WHEEL, STEERING	23926	R11414		1	*	*	*	81	11
X2F				5310-208-4258	NUT, PLAIN, CAP: STEERING WHEEL MTG	23926	D28929		1	*	*	*	81	12
X2F				5315-012-4551	KEY, WOODRUFF: STEERING WHEEL MTG				1	*	*	*	81	13
X2F					PEDESTAL AND RELIEF VALVE ASSEMBLY: LOWER STEERING (USED ON GRADERS, SERIAL NOS. MD-19854 AND UP ONLY) (SERIAL NO. RANGE FOR STOCK NO. (23926) SA35508 APPLIES TO ALL INDENTED COMPONENTS)	23926	SA35508		1	*	*	*		
X2F					BODY, STEERING VALVE CONTROL	23926	H30623		1	*	*	*	81	2
X2F					BONNET, RELIEF VALVE	23926	H27365		1	*	*	*	81	1
X2F					COVER, SPRING: RELIEF VALVE	23926	D27356		1	*	*	*	81	1
X2F				5310-275-6656	NUT, PLAIN, HEXAGON: LOCK, RELIEF VALVE	23926	D27362		1	*	*	*	81	1
09X2F				5310-021-8437	NUT, PLAIN, HEXAGON: VALVE WHEEL	23926			1	*	*	*	81	2
P F				5330-198-6186	PACKING, PREFORMED: RELIEF VALVE	23926	D27358		1	2	*	100	81	2
P F				5330-187-3635	PACKING, PREFORMED: VALVE STEM	23926	D30626		1	2	*	100	81	2
X1					PEDESTAL AND TUBE ASSEMBLY, LOWER STEERING	23926	SA35509		1				81	2
X2F				3895-355-2566	PLUNGER, SAFETY VALVE: HYDRAULIC REGULATOR	23926	D27363		2	*	*	*		
X2F				5305-275-5314	SCREW, CAP SOCKET HEAD: FLANGE MTG	23926	D27353		8	*	*	*		
X2F				2530-393-7337	SEAT, VALVE: HYDRAULIC STEERING	23926	D27951		2	*	*	*	81	2
X2F				5305-374-8745	SETSCREW: HYDRAULIC REGULATOR SAFETY VALVE SPRING	23926	D27355		1	*	*	*	81	1
P1F				5340-246-7664	SPRING HELICAL, COMPRESSION: RELIEF VALVE	23926	D27386		2	*	*	20	81	2
X2F				2530-392-4969	STEM, CONTROL VALVE	23926	D30624		1	*	*	*	81	2
X2F				5310-262-5431	WASHER, FLAT: RELIEF VALVE	23926	D27366		2	*	*	*	81	1
X2F				5310-269-6541	WASHER, FLAT: VALVE STEM	23926	D30625		1	*	*	*	81	2
X2F					PEDESTAL ASSEMBLY, TOP STEERING (USED ON GRADERS SERIAL NOS MD-19854 AND UP ONLY) (SERIAL NO. RANGE FOR STOCK NO. (23926) SA35507A APPLIES TO ALL INDENTED COMPONENTS)	23926	SA35507A		1	*	*	*	82	1
X2F					CAP, VALVE BODY	23926	H27547B		2	*	*	*	81	
X2F					COVER AND WASHER SPRING	23926	SA38088		1				81	
X1					DISTRIBUTOR	23926	H28116F		1				81	
P F				5330-430-9296	GASKET: VALVE BODY CAP	23926	D27552		2	3	*	200	81	
P F				5330-196-5382	PACKING, PREFORMED: VALVE	23926	D28088		2	3	*	200	81	
X1					PEDESTAL, TOP STEERING	23926	SA35510		1				81	
09X2F				5305-275-5307	SCREW, CAP, HEXAGON HEAD: VALVE BODY CAP	23926	27353		8	*	*	*	81	
X2F					SHAFT, HAND WHEEL	23926	H30075		1	*	*	*	81	
X2F					SPOOL, STEERING VALVE	23926	H28117C		1	*	*	*	81	
P1F				2530-163-2105	SPRING, HELICAL, COMPRESSION: STEERING COLUMN	23926	D27349		1	*	*	10	81	1
09X2F				5305-275-5314	SCREW, CAP, SOCKET HEAD: TOP STEERING PEDESTAL ASSEMBLY MTG (USED ON GRADERS, SERIAL NOS. MD-19854 AND UP ONLY)	23926	D28710		6	*	*	*	82	1
X2F					WHEEL, STEERING (USED ON GRADERS, SERIAL NOS. MD-19854 AND UP ONLY)	23926	R11414		1	*	*	*		
X2F				5315-012-4551	KEY, WOODRUFF: STEERING WHEEL MTG (USED ON GRADERS, SERIAL NOS. MD-19854 AND UP ONLY)				1	*	*	*		
X2F				5310-208-4258	NUT, PLAIN, CAP: STEERING WHEEL MTG (USED ON GRADERS, SERIAL NOS. MD-19854 AND UP ONLY)	23926	D28929		1	*	*	*		
X2F				5330-291-4552	WASHER, NONMETALLIC: PEDESTAL MTG (USED ON GRADERS, SERIAL NOS. MD-19854 AND UP ONLY)	23926	D27340		3	*	*	*	81	2

SOURCE CODES (MATERIEL / SOURCE / MAINT / RECOVERABILITY)	FEDERAL STOCK NUMBER	DESCRIPTION	MANUFACTURER'S CODE	MANUFACTURER'S PART NO.	UNIT OF ISSUE	QTY INCORPORATED IN UNIT	GUIDE QUANTITIES PER 100 EQUIPMENTS: FIELD MAINTENANCE 18-DAY LEVEL 3RD ECH	GUIDE QUANTITIES PER 100 EQUIPMENTS: FIELD MAINTENANCE 18-DAY LEVEL 4TH ECH	GUIDE QUANTITIES PER 100 EQUIPMENTS: DEPOT MAINT 5TH ECH	ILLUSTRATIONS: FIGURE NO.	ILLUSTRATIONS: ITEM NO.
X2F	5330-297-0240	WASHER, NONMETALLIC: PEDESTAL MTG (USED ON GRADERS, SERIAL NOS. MD-19854 AND UP ONLY)	23926	D35499		1	*	*	*	81	26
		GROUP 15 - FRAME									
		1501 - FRAME ASSEMBLY									
X2F		BRACE, CAB STEP	23926	D25056		2	*	*	*		
X2F		BRACKET, REAR AXLE FRAME: LH	23926	B33615		1	*	*	*		
X2F		BRACKET, REAR AXLE FRAME: RH	23926	B33614		1	*	*	*		
X2F		HANDRAIL, OPERATOR	23926	H21648		2	*	*	*		
X2F		STEP, OPERATORS CAB	23926	SAH33295		2	*	*	*		
X20		COVER, FLOOR PLATE	23926	SAH33228		1	*	*	*		
09X20	5310-050-3274	NUT, SELF-LOCKING, HEXAGON: FLOOR PLATE CAPSCREW				7	*	*	*		
X20		PLATFORM, OPERATORS	23926	SA33142		1	*	*	*		
09X20	5305-577-5462	SCREW, CAP, HEXAGON HEAD: FLOOR PLATE				7	*	*	*		
X2H		FRAME, GRADER (USED ON GRADERS WITH 1HC ENGINES ONLY)	23926	SA33141		1		*	*		
X2H		FRAME ASSEMBLY, GRADER (USED ON GRADERS WITH GM ENGINES ONLY)	23926	SAG37411A		1		*	*		
X2F		PLATE, LIFTING ATTACHMENT (USED ON GRADERS WITH GM ENGINES ONLY)	23926	H36044		1	*	*	*		
		1503 - PINTLES AND TOWING ATTACHMENTS									
X20		BLOCK, PINTLE HOOK	23926	H37591		1	*	*	*		
X20	4730-050-4208	FITTING, LUBRICATION	23926	1610		2	*	*	*		
X20		HOOK, PINTLE	23926	B37590		1	*	*	*		
09X20	5305-261-2685	SCREW, CAP, HEXAGON HEAD: SHIM ATTACHING				4	*	*	*		
X20	3805-430-9213	SHIM: SOCKET, DRAWBAR (AS REQUIRED)	23926	D20185			*	*	*		
09X20	5310-010-3327	WASHER, LOCK: SHIM ATTACHING CAPSCREW				4	*	*	*		
		GROUP 17 - BODY; CAB; HOOD; HULL									
		1700 - HOOD									
09X20	5310-266-0385	NUT, PLAIN, HEXAGON: HOOD MTG SCREW (USED ON GRADERS WITH 1HC ENGINES ONLY)				18	*	*	*		
X20		PANEL, BLANK (USED ON GRADERS WITH 1HC ENGINES ONLY)	92679	252752R31		1	*	*	*		
X20		HOOD, ENGINE: W/COVER; UPPER (USED ON GRADERS WITH 1HC ENGINES ONLY)	92679	252754R11		1	*	*	*		
X20	5305-017-9795	SCREW, CAP, HEXAGON HEAD: HOOD MTG (USED ON GRADERS WITH 1HC ENGINES ONLY)				16	*	*	*		
X20	5305-017-9801	SCREW, CAP, HEXAGON HEAD: HOOD MTG (USED ON GRADERS WITH 1HC ENGINES ONLY)				2	*	*	*		
X20	5310-010-3339	WASHER, FLAT: HOOD MTG (USED ON GRADERS WITH 1HC ENGINES ONLY)				18	*	*	*		
X20	5310-010-3319	WASHER, LOCK: HOOD MTG SCREW (USED ON GRADERS WITH 1HC ENGINES ONLY)				18	*	*	*		
X20		COVER, HOOD, BATTERY OPENING (USED ON GRADERS WITH GM ENGINES ONLY)	23926	D38455		2	*	*	*		
X20		HOOD, TOP: CENTER (USED ON GRADERS WITH GM ENGINES ONLY)	23926	H38431		1	*	*	*		
X20		HOOD ASSEMBLY, TOP: LH (USED ON GRADERS WITH GM ENGINES ONLY)	23926	38463		1	*	*	*		
X20		HOOD ASSEMBLY, TOP: RH (USED ON GRADERS WITH GM ENGINES ONLY)	23926	SA38464		1	*	*	*		
09X20	5310-266-0385	NUT, PLAIN, HEXAGON: HOOD MTG (USED ON GRADERS WITH GM ENGINES ONLY)				18	*	*	*		
X20	5305-017-9795	SCREW, CAP, HEXAGON HEAD: HOOD MTG (USED ON GRADERS WITH GM ENGINES ONLY)				16	*	*	*		
X20	5305-017-9801	SCREW, CAP, HEXAGON HEAD: HOOD MTG (USED ON GRADERS WITH GM ENGINES ONLY)				2	*	*	*		
X20		SPACER, HOOD TOP: CENTER (USED ON GRADERS WITH GM ENGINES ONLY)	23926	D38438		2	*	*	*		
X20		SUPPORT, HOOD: REAR (USED ON GRADERS WITH GM ENGINES ONLY)	23926	SA37148		1	*	*	*		
09X20	5310-010-3339	WASHER,FLAT: HOOD MTG (USED ON GRADERS WITH GM ENGINES ONLY)				18	*	*	*		
X20	5310-010-3319	WASHER, LOCK: HOOD MTG (USED ON GRADERS WITH GM ENGINES ONLY)				18	*	*	*		
		1705 FLOORS									
X20		COVER, HYDRAULIC PUMP ACCESS	23926	SAH33228		1	*	*	*		
X20	5305-018-0122	SCREW, CAP, HEXAGON HEAD: PUMP ACCESS COVER				7	*	*	*		
X20	5310-261-7340	WASHER, LOCK: PUMP ACCESS COVER MTG SCREW				7	*	*	*		

CODES				FEDERAL STOCK NUMBER	DESCRIPTION	MANUFACTURER'S CODE	MANUFACTURER'S PART NO.	UNIT OF ISSUE	QTY INCORPORATED IN UNIT	FIELD MAINTENANCE 15-DAY LEVEL 3RD ECH	FIELD MAINTENANCE 15-DAY LEVEL 4TH ECH	DEPOT MAINT 5TH ECH	ILLUSTRATIONS FIGURE NO.	ILLUSTRATIONS ITEM NO.
MATERIEL	SOURCE	MAINT	RECOVERABILITY											
					1706 - UPHOLSTERY SEATS									
X20					COVER, HEATER HOLE	23926	D37341		1	*	*	*		
X20				5310-011-4378	NUT, PLAIN, HEXAGON: HEATER HOLE COVER CAPSCREW				4	*	*	*		
X20				5305-018-0020	SCREW, CAP, HEXAGON HEAD: HEATER HOLE COVER				4	*	*	*		
X20				5310-010-3319	WASHER, LOCK: HEATER HOLE COVER CAPSCREW				4	*	*	*		
X20					BACK REST: OPERATORS SEAT (USED ON GRADERS WITH 1HC ENGINES ONLY)	23926	SAH31024		1	*	*	*		
X20				2540-430-9343	BACK REST: OPERATORS SEAT (USED ON GRADERS WITH 1HC ENGINES ONLY)	23926	H21228		1	*	*	*		
X20					BRACE, ADJUSTING (USED ON GRADERS WITH 1HC ENGINES ONLY)	23926	D30973		2	*	*	*		
X20				2540-430-9342	CUSHION: OPERATORS SEAT	23926	H21227		2	*	*	*		
X20				2540-971-1453	BACK REST: OPERATORS SEAT (USED ON GRADERS WITH GM ENGINES ONLY)	23926	SAH38267		1	*	*	*		
X20					BRACE, ADJUSTING (USED ON GRADERS WITH GM ENGINES ONLY)	23926	D30973		2	*	*	*		
X20				2540-024-2765	CUSHION: BACK REST (USED ON GRADERS WITH GM ENGINES ONLY)	23926	H37987		1	*	*	*		
					1708 - BOXES									
X20					BOX, TOOL (USED ON GRADERS WITH GM ENGINES ONLY)	23926	SAB37066		1	*	*	*		
X20					LATCH, TOOL BOX (USED ON GRADERS WITH GM ENGINES ONLY)	23926	SAH34905		1	*	*	*		
X20				5310-266-4165	NUT, PLAIN, HEXAGON: TOOL BOX CAPSCREW				10	*	*	*		
09X20				5305-266-6446	SCREW, CAP, HEXAGON HEAD: TOOL BOX				10	*	*	*		
09X20				5310-010-3327	WASHER, LOCK: TOOL BOX CAPSCREW				10	*	*	*		
X20					BOX, TOOL (USED ON GRADERS WITH 1HC ENGINES ONLY)	23926	SAB29930		1	*	*	*		
					GROUP 22 - MISCELLANEOUS BODY CHASSIS OR HULL, AND ACCESSORY ITEMS									
					2202 - ACCESSORY ITEMS									
10P 0				9905-263-1163	REFLECTOR, INDICATING, CLEARANCE	73331	415F		2	2	*	20		
10P 0				9905-263-1166	REFLECTOR, INDICATING, CLEARANCE	73331	415E		2	2	*	20		
09X20				5305-013-5504	SCREW, DRIVE: REFLECTOR ATTACHING				8	*	*	*		
					2207 - WINTERIZATION EQUIPMENT									
X20					CURTAIN, RADIATOR	23926	SAH26483		1	*	*	*		
X20					SUPPORT, RADIATOR CURTAIN	23926	D26485		1	*	*	*		
					2210 - DATA PLATES									
X20					PLATE, INSTRUCTION: GEARSHIFT	23926	H33307		1	*	*	*		
X20				5305-017-9841	SCREW, CAP, HEXAGON HEAD: GEARSHIFT DIAGRAM MTG				2	*	*	*		
X20				5305-017-9843	SCREW, CAP, HEXAGON HEAD: GEARSHIFT DIAGRAM MTG				4	*	*	*		
X20				5310-022-0066	NUT, PLAIN, HEXAGON: GEAR SHIFT DIAGRAM SCREW				6	*	*	*		
X20				5310-010-3321	WASHER, LOCK: GEAR SHIFT DIAGRAM SCREW				6	*	*	*		
					GROUP 43 - HYDRAULIC SYSTEM									
					4301 - STRAINERS, FILTERS, HOSE, PIPE, FITTINGS, TUBING									
X20				4730-202-9997	ADAPTER, STRAIGHT, PIPE TO TUBE: FLUID MOTOR DRAIN LINE	23926	D32005		1	*	*	*		
X20					CLAMP, HOSE: MANIFOLD TO TANK RETURN LINE (USED ON GM GRADER, SERIAL NO. MD-21054 AND UP ONLY)	23926	D40093		2	*	*	*		
X20					CLAMP HOSE: MANIFOLD TO TANK RETURN LINE (USED ON GM GRADER, SERIAL NO. MD-21054 AND UP ONLY)	23926	D40658		1	*	*	*		
X20				4730-358-5965	CLAMP, HOSE, MANIFOLD TO OIL TANK RETURN LINE AND CIRCLE REVERSE MOTOR HOSE (GE)	23926	25-8294		4	*	*	*		
X20					CLAMP, HOSE: PUMP TO TANK SUCTION LINE (USED ON GM GRADER, SERIAL NO. MD-21054 AND UP ONLY)	23926	D39989		1	*	*	*		
X20					CLAMP, PIPE: PUMP TO TANK SUCTION LINE (USED ON GM GRADER, SERIAL NO. MD-19392 THRU MD-21053 ONLY)	23926	D30869		4	*	*	*		

SOURCE CODES	FEDERAL STOCK NUMBER	DESCRIPTION	MANUFACTURER'S CODE	MANUFACTURER'S PART NO.	UNIT OF ISSUE	QTY INCORPORATED IN UNIT	GUIDE QUANTITIES PER 100 EQUIPMENTS: FIELD MAINTENANCE 15-DAY LEVEL 3RD ECH	FIELD MAINTENANCE 15-DAY LEVEL 4TH ECH	DEPOT MAINT 5TH ECH	ILLUSTRATIONS: FIGURE NO.	ITEM NO.
X20		CLAMP: MANIFOLD TO TANK RETURN LINE (USED ON GM GRADERS, SERIAL NOS. GMD-19392 THRU GMD-21053 ONLY)	23926	D37354		1	*	*	*		
X20		ELBOW, MOLDBOARD LIFT CYLINDER OIL LINE	23926	D36923A		2	*	*	*		
X20	4730-012-7823	ELBOW, PIPE (GE)				7	*	*	*		
X20	4730-014-4113	ELBOW, PIPE (GE)				1	*	*	*		
X20	4730-246-9203	ELBOW, PIPE: PUMP TO MANIFOLD PRESSURE LINE (GE)				1	*	*	*		
X20	4730-254-1802	ELBOW, PIPE (GE)				1	*	*	*		
X20	4730-254-1802	ELBOW, PIPE: PUMP TO TANK SUCTION LINE (GE) (USED ON GRADERS WITH 1HC ENGINE ONLY)				1	*	*	*		
X20	4730-254-1802	ELBOW, PIPE: PUMP TO TANK SUCTION LINE (GE) (USED ON ALL GRADERS WITH 1HC ENGINE AND GRADERS SERIAL NOS. MD-19854 AND UP, WITH GM ENGINES)				1	*	*	*		
X20	4730-289-2379	ELBOW, PIPE TO TUBE: MOLDBOARD LIFT CYLINDER OIL LINE (GE)	23926	D33512		2	*	*	*		
X20		ELBOW, PIPE: FLUID MOTOR DRAIN LINE	23926	D32006		1	*	*	*		
X20	4730-595-3278	ELBOW, PIPE TO HOSE: MOLDBOARD LIFT AND POWER SHIFT LINES CIRCLE REVERSE MOTOR (GE)	23926	D30150		4	*	*	*		
X20	4730-289-4743	ELBOW, PIPE TO TUBE: HYDRAULIC LINE (GE)	23926	D32003		9	*	*	*	90	6
X20	4730-289-2378	ELBOW, PIPE TO TUBE: FLUID MOTOR DRAIN LINE (USED ON GRADERS, SERIAL NOS MD-14401 THRU MD-19853 ONLY)	23926	D32007		1	*	*	*		
X20	4730-694-1014	ELBOW, PIPE TO TUBE: SCARIFIER LINE	23926	D29530		2	*	*	*		
P O	3805-447-3538	LINE ASSEMBLY, OIL: MOLDBOARD POWER SHIFT CYLINDER	23926	D27404		2	3	*	50		
M O	4720-289-1916	HOSE ASSEMBLY, RUBBER: CIRCLE REVERSE MOTOR	23926	D32757		2					
		MANUFACTURE FROM:									
X20	4730-203-3555	ADAPTER, STRAIGHT, TUBE TO HOSE				2	*	*	*		
X20	4730-374-6946	ADAPTER, STRAIGHT, PIPE TO HOSE				2	*	*	*		
P O	4720-203-3029	HOSE, RUBBER (33 IN REQUIRED FOR EACH HOSE)			FT		SEE GRP 9501				
M O	4720-203-3905	HOSE, RUBBER: LEANING WHEEL CYLINGER (USED ON GRADER, SERIAL No. MD-17500 AND UP)	23926	D32747		2					
		MANUFACTURE FROM:									
X20	4730-203-3555	ADAPTER, STRAIGHT, TUBE TO HOSE (GE) (USED ON GRADER, SERIAL No. MD-17500 AND UP)				2	*	*	*		
P O	4720-203-3029	HOSE, RUBBER (22 IN. REQUIRED FOR EACH HOSE) (USED ON GRADER, SERIAL No. MD-17500 AND UP)			FT		*	*	92		
X20	3825-354-5180	SWIVEL, HYDRAULIC LINE (USED ON GRADER, SERIAL No. MD-17500 AND UP)				2	*	*	*		
M O	4720-203-3026	HOSE ASSEMBLY: LEANING WHEEL CYLINDER (USED ON GRADER, SERIAL No. MD-14401 THRU MD-17499)	23926	D32748		1					
		MANUFACTURE FROM:									
X20	4730-203-3555	ADAPTER, STRAIGHT, TUBE TO HOSE (USED ON GRADERS, SERIAL NOS. MD-14401 THRU MD-17499 ONLY)				1	*	*	*		
P O	4720-203-3029	HOSE, RUBBER (25-1/2 IN. REQUIRED FOR EACH HOSE) (USED ON GRADERS, SERIAL NOS. MD-14401 THRU MD-17499 ONLY)			FT		*	*	55		
X20	4730-354-5180	ADAPTER, STRAIGHT, TUBE TO HOSE (USED ON GRADERS, SERIAL NOS MD-14401 THRU MD-17499 ONLY)				1	*	*	*		
M O	4720-595-4302	HOSE ASSEMBLY, RUBBER: LIFT CYLINDER (USED ON GRADER, SERIAL NO. MD-19854 AND UP ONLY)	23926	D34132		2					
		MANUFACTURE FROM:									
X20	4730-569-4573	ADAPTER, STRAIGHT, PIPE TO HOSE (USED ON GRADERS, SERIAL NOS. MD-19854 AND UP ONLY)				4	*	*	*		
P O	4720-289-2617	HOSE, RUBBER (18 IN. REQUIRED FOR EACH HOSE) (USED ON GRADER, SERIAL NOS. MD-19854 AND UP ONLY)			FT		*	*	75		
M O		HOSE RUBBER: LIFT CYLINDER (USED ON GRADER, SERIAL No. MD-17759 THRU MD-19853 ONLY)	23926	D34133		2					
		MANUFACTURE FROM:									
X20	4730-569-4573	ADAPTER, STRAIGHT, PIPE TO HOSE (USED ON GRADER, SERIAL No. MD-17759 THRU MD-19853 ONLY)				4	*	*	*		

SOURCE CODES	FEDERAL STOCK NUMBER	DESCRIPTION	MANUFACTURER'S CODE	MANUFACTURER'S PART NO.	UNIT OF ISSUE	QTY INCORPORATED IN UNIT	GUIDE QUANTITIES PER 100 EQUIPMENTS: FIELD MAINTENANCE 15-DAY LEVEL 3RD ECH	FIELD MAINTENANCE 15-DAY LEVEL 4TH ECH	DEPOT MAINT 5TH ECH	ILLUSTRATIONS: FIGURE NO.	ITEM NO.
P O	4720-289-2617	HOSE, RUBBER (36 IN. REQUIRED FOR EACH HOSE) (USED ON GRADER, SERIAL NO. MD-17759 THRU MD-19853 ONLY)			FT		*	*	150		
M O	4720-595-3506	HOSE ASSEMBLY, RUBBER: MOLDBOARD LIFT CYLINDER (USED ON GRADER, SERIAL NO. MD-14401 THRU MD-19853) MANUFACTURE FROM:	23926	D32749		2					
X20	3825-354-5180	ADAPTER, STRAIGHT, TUBE TO HOSE (USED ON GRADER, SERIAL NO. MD-14401 THRU MD-19853)				2	*	*	*		
P O	4720-203-3029	HOSE, RUBBER (27-3/4 IN. REQUIRED FOR EACH HOSE) (USED ON GRADER, SERIAL NO. MD-14401 THRU MD-19853)			FT		*	*	120		
M O	4720-204-3487	HOSE ASSEMBLY, RUBBER: MOLDBOARD LIFT CYLINDER (USED ON GRADER, SERIAL NO. THRU MD-17758 ONLY) MANUFACTURE FROM:	23926	D32750		2					
X20	4730-374-6960	ADAPTER, STRAIGHT, PIPE TO HOSE (USED ON GRADER, SERIAL NO. THRU MD-17758 ONLY)				4	*	*	*		
P O	4720-289-2617	HOSE, RUBBER (GE) (34 IN. REQUIRED FOR EACH HOSE (USED ON GRADER, SERIAL NO. THRU MD-17758 ONLY)			FT		*	*	142		
P O	3805-430-9361	HOSE, RUBBER: CIRCLE REVERSE MOTOR DRAIN	23926	H29525		1	2	*	25		
M O		HOSE: MANIFOLD TO TANK RETURN LINE (USED ON GM GRADER, SERIAL NO. MD-21054 AND UP ONLY) MANUFACTURE FROM:	23926	D40094		1					
P O	4720-278-4917	HOSE, RUBBER (GE) (22 IN. REQUIRED) (USED ON GM GRADER, SERIAL NO. MD-21054 AND UP)			FT		*	*	46		
P O	4720-289-0315	HOSE, RUBBER: RETURN MANIFOLD TO TANK (GE)	23926	D32752		1	2	*	25		
M O	4720-595-0223	HOSE ASSEMBLY, RUBBER: SCARIFIER CYLINDER AND MOLDBOARD POWER SHIFT CYLINDER MANUFACTURE FROM:	23926	D32758		2				90	9
X20	4730-203-3555	ADAPTER, STRAIGHT, TUBE TO HOSE				2	*	*	*		
P O	4720-203-3029	HOSE, RUBBER (17-1/2 IN. REQUIRED)			FT		SEE GRP 9501				
X20	4730-354-5180	ADAPTER, STRAIGHT TUBE TO HOSE				2	*	*	*		
M O	4720-203-3244	HOSE, ASSEMBLY, RUBBER: SCARIFIER CYLINDER MANUFACTURE FROM:	23926	D33513		1				90	8
X20	4730-203-3555	ADAPTER, STRAIGHT TUBE TO HOSE (GE)				1	*	*	*		
P O	4720-203-3029	HOSE RUBBER (GE) (33 IN. REQUIRED)			FT		SEE GRP 9501				
X20	4730-354-5180	ADAPTER, STRAIGHT, TUBE TO HOSE				1	*	*	*		
M O	3805-447-3539	HOSE ASSEMBLY, RUBBER: HYDRAULIC PUMP SUCTION (USED ON GM GRADERS, SERIAL NOS. MD-19392 THRU MD-21053 ONLY) MANUFACTURE FROM:	23926	H23837		1					
P O	4720-289-3308	HOSE, RUBBER (GE) (22-1/2 IN. REQUIRED) (USED ON GM GRADERS, SERIAL NOS. MD-19392 THRU MD-21053 ONLY)			FT		*	*	47		
X20	4730-374-6951	ADAPTER, STRAIGHT, PIPE TO HOSE (GE) (USED ON GM GRADERS, SERIAL NOS. MD-19392 THRU MD-21053 ONLY)					*	*	*		
P O	4720-632-4159	HOSE ASSEMBLY, RUBBER: SUCTION LINE (USED ON GM GRADERS, SERIAL NOS. GMD-19392 THRU GMD-21053 ONLY)	23926	H39811		1	2	*	25		
P O	3805-430-9551	HOSE ASSEMBLY, RUBBER: HYDRAULIC PUMP PRESSURE LINE (USED ON GRADER, SERIAL NO. MD-14401 AND UP)	23926	SA7910		1	2	*	25		
P O	4720-540-1732	HOSE ASSEMBLY, RUBBER: BOTTOM MOLDBOARD LIFT CYLINDER (USED ON GRADERS, SERIAL NO. MD-19854 AND UP ONLY)	23926	D38485		2	3	*	50		
MF	3805-691-9851	LINE ASSEMBLY, OIL, SWIVEL BLOCK: MANUFACTURE FROM:	23926	SA33490		2					
X2F	4730-595-2843	NUT COUPLING				4	*	*	*		

CODES: MATERIEL	SOURCE	MAINT	RECOVERABILITY	FEDERAL STOCK NUMBER	DESCRIPTION	MANUFACTURER'S CODE	MANUFACTURER'S PART NO.	UNIT OF ISSUE	QTY INCORPORATED IN UNIT	FIELD MAINTENANCE 15-DAY LEVEL 3RD ECH	FIELD MAINTENANCE 15-DAY LEVEL 4TH ECH	DEPOT MAINT 5TH ECH	FIGURE NO.	ITEM NO.
					SLEEVE FLARED TUBE FITTING:				4	*	*	*		
X2F				4730-595-3223	TUBE STEEL:			FT		SEE GRP 9501				
P F				4710-278-1368	(3-1/2 FT REQUIRED FOR EACH LINE)									
					LINE ASSEMBLY, FLUID MOTOR DRAIN	23926	SA33187		1					
MFO					MANUFACTURE FROM:									
					NUT TUBE COUPLING	50889	10BTXS		2	*	*	*		
X2F				4730-595-2843	SLEEVE, FLARED TUBE FITTING	50889	LOTXS		2	*	*	*		
X2F				4730-595-3223	TUBE, STEEL (11FT 7 IN. REQUIRED)			FT		SEE GRP 9501				
P F				4710-278-1368	LINE ASSEMBLY, HYDRAULIC OIL, MOTOR DRAIN	23926	SA33188		1					
MFO				3805-691-9849	(USED ON GRADERS, SERIAL NOS. MD-14401 THRU MD-19853 ONLY)									
X2F				4730-595-2843	NUT, TUBE COUPLING (USED ON GRADERS, SERIAL NOS. MD-14401 THRU MD-19853 ONLY)	50889	10BTXS		2	*	*	*		
X2F				4730-595-3223	SLEEVE, FLARED, TUBE FITTING (USED ON GRADERS, SERIAL NOS. MD-14401 THRU MD-19853 ONLY)	50889	10TXS		2	*	*	*		
P F				4710-278-1368	TUBE, STEEL (6FT, 3/4 IN. REQUIRED) (USED ON GRADERS, SERIAL NOS. MD-14401 THRU MD-19853 ONLY)			FT		*	*	31		
					LINE ASSEMBLY, FLUID MOTOR DRAIN	23926	SA33189		1					
MFO					MANUFACTURE FROM:									
X2F				4730-595-2843	NUT, TUBE COUPLING	50889	10BTXS		2	*	*	*		
X2F				4730-595-3223	SLEEVE, FLARED, TUBE FITTING	50889	10TXSS		2	*	*	*		
P F				4710-278-1370	TUBE, STEEL (6FT REQUIRED)			FT		SEE GRP 9501				
					LINE ASSEMBLY, HYDRAULIC OIL, CIRCLE									
MFO					REVERSE MOTOR	23926	SA33183		1					
					MANUFACTURE FROM:									
X2F				4730-595-2843	NUT, TUBE COUPLING	50889	10BTXS		2	*	*	*		
X2F				4730-595-3223	SLEEVE, FLARED, TUBE FITTING	50889	10TXS		2	*	*	*		
P F				4710-278-1368	TUBE STEEL (11FT 10 3/8 IN. REQUIRED)			FT		SEE GRP 9501				
MFO				3805-339-5951	LINE ASSEMBLY, HYDRAULIC OIL, CIRCLE									
					REVERSE MOTOR: LOWER	23926	SA33184		1					
					MANUFACTURE FROM:									
X2F				4730-595-2843	NUT, TUBE COUPLING	50889	10BTXS		2	*	*	*		
X2F				4730-595-3223	SLEEVE, FLARED, TUBE FITTING	50889	10TXS		2	*	*	*		
P F				4710-278-1368	TUBE, STEEL (12FT 3/8 IN. REQUIRED)			FT		SEE GRP 9501				
MFO				2530-339-5143	LINE ASSEMBLY, HYDRAULIC OIL, LEANING WHEEL CYLINDER: UPPER (USED ON GRADERS, SERIAL NOS. MD-14401 THRU MD-19853 ONLY)	23926	SA33179		1					
					MANUFACTURE FROM:									
X2F				4730-595-2843	NUT, TUBE COUPLING (USED ON GRADERS, SERIAL NOS. MD-14401 THRU MD-19853 ONLY)	50889	10BTXS		2	*	*	*		
X2F				4730-595-3223	SLEEVE, FLARED, TUBE FITTING (USED ON GRADERS, SERIAL NOS MD-14401 THRU MD-19853 ONLY)	50889	10TXS		2	*	*	*		
P F				4710-278-1368	TUBE, STEEL (11 FT 9 IN. REQUIRED) (USED ON GRADERS, SERIAL NOS. MD-14401 THRU MD-19853 ONLY)			FT		*	*	60		
MFO				2530-339-5144	LINE ASSEMBLY, HYDRAULIC OIL LEANING WHEEL CYLINDER: LOWER	23926	SA33180		1					
					MANUFACTURE FROM:									
X2F				4730-595-2843	NUT, TUBE COUPLING	50889	10BTXS		1	*	*	*		
X2F				4730-595-3223	SLEEVE, FLARED, TUBE FITTING	50998	10TXS		1	*	*	*		
P F				4710-278-1368	TUBE, STEEL (11FT 10-3/8 IN. REQUIRED)			FT		SEE GRP 9501				
MFO				3805-339-5953	LINE ASSEMBLY: HYDRAULIC OIL, SIDE SHIFT MOTOR: LOWER (USED ON GRADER, SERIAL NO. MD-14401 THRU MD-19853 ONLY)	23926	SA33186		1					
					MANUFACTURE FROM:									
X2F				4730-595-2843	NUT, TUBE COUPLING (USED ON GRADER, SERIAL NOS. MD-14401 THRU MD-19853 ONLY)	50889	10BTXS		2	*	*	*		
X2F				4730-595-3223	SLEEVE, FLARED, TUBE FITTING (USED ON GRADER, SERIAL NOS. MD-14401 THRU MD-19853 ONLY)	50889	10TXS		2	*	*	*		
P F				4710-278-1368	TUBE, STEEL (6 1/2 FT REQUIRED) (USED ON GRADER, SERIAL NOS. MD-14401 THRU MD-19853 ONLY)			FT		*	*	35		
MFO				3805-339-5952	LINE ASSEMBLY, HYDRAULIC OIL, SIDE SHIFT MOTOR: UPPER	23926	SA33185		1					
					MANUFACTURE FROM:									
X2F				4730-595-2843	NUT, TUBE COUPLING	50889	10BTXS		2	*	*	*		
X2F				4730-595-3223	SLEEVE, FLARED, TUBE FITTING	50889	10TXS		2	*	*	*		

SGV TD

CODES				FEDERAL STOCK NUMBER	DESCRIPTION	MANUFACTURER'S		UNIT OF ISSUE	QTY INCORPORATED IN UNIT	FIELD MAINTENANCE 15-DAY LEVEL		DEPOT MAINT	ILLUSTRATIONS	
MATERIEL	SOURCE	MAINT	RECOVERABILITY			CODE	PART NO.			3RD ECH	4TH ECH	5TH ECH	FIGURE NO.	ITEM NO.
P F				4710-278-1368	TUBE, STEEL (6FT 1 IN. REQUIRED)			FT		SEE GRP 9501				
MFO					LINE ASSEMBLY, LOWER SIDE SHIFT (USED ON GRADER, SERIAL NO. MD-19845 AND UP ONLY)	23926	SAH38479		1					
					MANUFACTURE FROM:									
X2F				4730-595-2843	NUT, TUBE COUPLING (USED ON GRADER, SERIAL NO. MD-19854 AND UP ONLY)	50889	10BTXS		2	*	*	*		
X2F				4730-595-3223	SLEEVE, FLARED, TUBE FITTING (USED ON GRADER, SERIAL NO. MD-19854 AND UP ONLY)	50889	10TXS		2	*	*	*		
P1F				4710-278-1368	TUBE, STEEL (6FT REQUIRED) (USED ON GRADER, SERIAL NO. MD-19854 AND UP ONLY)			FT		*	*	30		
X20					LINE ASSEMBLY, OIL: RELIEF VALVE TO INTAKE (USED ON GRADERS, SERIAL NOS. MD-19854 AND UP ONLY)	23926	B35493		1	*	*	*	82	30
X20					ELBOW, PIPE TO TUBE: RELIEF VALVE LINE (USED ON GRADERS, SERIAL NOS. MD-19854 AND UP ONLY)	23926	D33575		2	*	*	*	82	31
X20				3805-447-3538	LINE ASSEMBLY OIL: HYDRAULIC SYSTEM (USED ON 1HC GRADER SERIAL NO. MD-14401 AND UP AND GM GRADER, SERIAL NO. MD-18982 THRU MD 19391)	23926	H21668		1	*	*	*		
MFO				2530-339-5140	LINE ASSEMBLY, HYDRAULIC, LEANING WHEEL: CYLINDER	23926	SA33176		2					
					MANUFACTURE FROM:									
X2F				4730-595-2843	NUT, TUBE COUPLING	50889	10BTXS		4	*	*	*		
X2F				4730-595-3223	SLEEVE, FLARED, TUBE COUPLING	50889	10TXS		4	*	*	*		
P F				4710-278-1368	TUBE, STEEL (3FT 6 1/4 IN. REQUIRED FOR EACH TUBE ASSEMBLY)			FT		SEE GRP 9501				
MFO				3805-691-9847	LINE ASSEMBLY, HYDRAULIC SCARIFIER LIFT CONTROL: BOTTOM (USED ON GRADER, SERIAL NOS. MD-14401 THRU MD-19853 ONLY)	23926	SA33182		2					
					MANUFACTURE FROM:									
X2F				4730-595-2843	NUT, TUBE COUPLING (USED ON GRADER, SERIAL NO. MD-14401 THRU MD-19853 ONLY)	50889	10BTXS		2	*	*	*		
X2F				4730-595-3223	SLEEVE, FLARED, TUBE FITTING (USED ON GRADER SERIAL NOS. MD-14401 THRU MD-19853 ONLY)	50889	10TXS		2	*	*	*		
P F				4710-278-1368	TUBE, STEEL: (6FT 3 IN. REQUIRED) (USED ON GRADER, SERIAL NOS MD-14401 THRU MD-19853 ONLY)			FT		*	*	65		
MFO					LINE ASSEMBLY SCARIFIER: TOP (USED ON GRADER, SERIAL NO. MD-19854 AND UP ONLY)	23926	SA38475		1					
					MANUFACTURE FROM:									
X2F				4730-595-2843	NUT, TUBE, COUPLING (USED ON GRADER, SERIAL NO. MD-19854 AND UP ONLY)	50889	10BTXS		2	*	*	*		
X2F				4730-595-3223	SLEEVE, FLARED, TUBE FITTING (USED ON GRADER, SERIAL NO. MD-19854 AND UP ONLY)	50889	10TXS		2	*	*	*		
P F				4710-278-1368	TUBE, STEEL (6 FT 4 3/4 IN. REQUIRED) (USED ON GRADER, SERIAL NO. MD-19854 AND UP ONLY)			FT		*	*	33		
MFO					LINE ASSEMBLY, SCARIFIER: TOP (USED ON GRADER, SERIAL NO. MD-19854 AND UP, ONLY)	23926	SAH38477		1					
					MANUFACTURE FROM:									
X2F				4730-595-2843	NUT, TUBE COUPLING (USED ON GRADER SERIAL NO. MD-19854 AND UP ONLY)	50889	10BTXS		2	*	*	*		
X2F				4730-595-3223	SLEEVE, FLARED, TUBE FITTING (USED ON GRADER, SERIAL NO. MD-19854 AND UP ONLY)	50889	10TXS		2	*	*	*		
P F				4710-278-1368	TUBE STEEL (7 FT REQUIRED) (USED ON GRADER, SERIAL NO. MD-19854 AND UP ONLY)			FT		*	*	35		
MFO				3805-691-9846	LINE ASSEMBLY, HYDRAULIC SCARIFIER LIFT CYLINDER (USED ON GRADER SERIAL NOS MD-14401 THRU MD-19853 ONLY)	23926	SA33181		1					
X2F				4730-595-2843	NUT, TUBE COUPLING (USED ON GRADER, SERIAL NOS. MD-14401 THRU MD-19853 ONLY)	50889	10BTXS		2	*	*	*		
X2F				4730-595-3223	SLEEVE, FLARED, TUBE FITTING (USED ON GRADER, SERIAL NOS. MD-14401 THRU MD-19853 ONLY)	50889	10TXS		2	*	*	*		

CODES: MATERIAL	SOURCE	MAINT	RECOVERABILITY	FEDERAL STOCK NUMBER		MANUFACTURER'S CODE	MANUFACTURER'S PART NO.	UNIT OF ISSUE	QTY INCORPORATED IN UNIT	FIELD MAINTENANCE 15-DAY LEVEL 3RD ECH	FIELD MAINTENANCE 15-DAY LEVEL 4TH ECH	DEPOT MAINT 5TH ECH	FIGURE NO.	ITEM NO.
P F				4710-278-1368	TUBE, STEEL (6 FT 8 IN. REQUIRED) (USED ON GRADER, SERIAL NOS. MD-14401 THRU MD-19853 ONLY)			FT		*	*	68		
H O					NIPPLE MANUFACTURE FROM: PIPE, STEEL (GE) (4-3/4 IN. REQUIRED)				1					
P O H O				4710-162-1021	NIPPLE, PIPE: MANIFOLD TO TANK RETURN LINE (USED ON 1HC GRADER, SERIAL NO. MD-14401 THRU MD-19853 AND GM GRADER, SERIAL NO. MD-18982 THRU MD-19391 ONLY)	23926	D29368	FT	2	SEE GRP 9501				
P O				4710-162-1021	MANUFACTURE FROM: PIPE, STEEL (GE) (10 IN. REQUIRED FOR EACH NIPPLE) (USED ON 1HC GRADER, SERIAL NO. MD-14401 THRU MD-19853 AND GM GRADER, SERIAL NO. MD-18982 THRU MD-19391 ONLY)			FT		*	*	8		
H O					NIPPLE, PIPE: PUMP TO OIL TANK SUCTION LINE (USED ON GM GRADER, SERIAL NO. MD-21054 AND UP ONLY)	23926	R15391		1					
P O				4710-162-1020	MANUFACTURE FROM: PIPE, STEEL (GE) (7 IN. REQUIRED) (USED ON GM GRADER, SERIAL NO. MD-21054 AND UP ONLY)			FT		*	*	3		
H O					NIPPLE, PIPE: MANIFOLD TO TANK RETURN LINE (USED ON 1HC GRADERS, SERIAL NOS. MD-19854 AND UP AND GM GRADERS, SERIAL NOS. GMD-19854 THRU GMD-21053 ONLY)	23926	R24920A		2					
P O				4710-162-1021	PIPE, STEEL (GE) (8 IN. REQUIRED FOR EACH NIPPLE) (USED ON 1HC GRADERS, SERIAL NOS. MD-19854 AND UP, AND ON GM GRADERS, SERIAL NOS. GMD-19854 THRU GMD-21053 ONLY)			FT				7		
H O					NIPPLE, PIPE: PUMP TO MANIFOLD PRESSURE LINE MANUFACTURE FROM:	23926	D29013		1					
P O				4710-162-1002	PIPE, STEEL (GE) (33-1/4 IN. REQUIRED)			FT			SEE GRP 9501			
H O					NIPPLE PIPE: MANIFOLD TO TANK RETURN LINE MANUFACTURE FROM:	23926	D32753		1					
P O				4710-162-1004	PIPE, STEEL (GE) (22-3/4 IN. REQUIRED)			FT			SEE GRP 9501			
H O					NIPPLE, PIPE: MANIFOLD TO TANK RETURN LINE (USED ON 1HC GRADERS, SERIAL NOS, MD-14401 THRU MD-19853, AND GM GRADERS, SERIAL NOS. GMD-18982 THRU GMD-19391 ONLY)	23926	D32754		2					
P O				4710-162-1004	PIPE, STEEL (GE) (11 IN. REQUIRED FOR EACH NIPPLE) (USED ON 1HC GRADERS, SERIAL NOS. GMD-14401 THRU MD-19853 AND GM GRADERS SERIAL NOS. GMD-18982 THRU GMD-19391 ONLY)			FT			*	*	10	
X20				4730-196-1508	NIPPLE, PIPE: MANIFOLD TO TANK RETURN LINE (GE) (USED ON 1HC GRADERS, SERIAL NOS. MD-19854 AND UP ONLY)				2	*	*	*		
X20				4730-196-1526	NIPPLE, PIPE: PUMP TO OIL TANK SUCTION LINE (GE) (USED ON GM GRADERS, SERIAL NOS. MD-18982 THRU MD-21053)				1	*	*	*		
X20				4730-196-1527	NIPPLE, PIPE: MANIFOLD TO TANK RETURN LINE (GE) (USED ON 1HC GRADERS, SERIAL NOS. MD-14401 THRU MD-19853,K AND GM GRADERS, SERIAL NOS GMD-18982 THRU GMD-19391 ONLY)				1	*	*	*		
X20				4730-196-1553	NIPPLE, PIPE: PUMP TO MANIFOLD PRESSURE LINE (GE)				1	*	*	*		
X20					NIPPLE, PIPE: MANIFOLD TO TANK RETURN LINE (USED ON GM GRADER, SERIAL NO. MD-21054 AND UP ONLY)	23926	D29568		1	*	*	*		
X20				4730-196-1568	NIPPLE, PIPE: MANIFOLD TO TANK RETURN LINE (GE) (USED ON GM GRADERS, SERIAL NOS. GMD-19392 THRU 21053 ONLY)	23926	D37481		1	*	*	*		
X20				4730-278-3257	NIPPLE, TUBE: LEANING WHEEL CYLINDER OIL LINES	23926	D32746		2	*	*	*		

MATERIEL	SOURCE	MAINT	RECOVERABILITY	FEDERAL STOCK NUMBER		MANUFACTURER'S CODE	MANUFACTURER'S PART NO.	UNIT OF ISSUE	QTY INCORP IN UNIT	MAINTENANCE 15-DAY LEVEL 3RD ECH	MAINTENANCE 15-DAY LEVEL 4TH ECH	DEPOT MAINT 5TH ECH	FIGURE NO.	ITEM NO.
	M	O			PIPE, STEEL: PUMP TO TANK SUCTION LINE (USED ON GM GRADER, SERIAL NO. MD-19392 THRU MD-21053)	23926	D37335			1				
	P	O		4710-278-5396	MANUFACTURE FROM: PIPE, STEEL (GE) (14-1/2 IN. REQUIRED) (USED ON GM GRADER, SERIAL NO. MD-19392 THRU MD-21053)			FT		*	*	7		
	M	O			PIPE, STEEL: MANIFOLD TO TANK RETURN LINE (USED ON GM GRADERS, SERIAL NOS. GMD-19392 THRU GMD-19853 ONLY)	23926	D37337		1					
	P	O		4710-162-1013	MANUFACTURE FROM: PIPE, STEEL (GE) (6FT 10-1/2 IN. REQUIRED) (USED ON GM GRADERS, SERIAL NOS, GMD-19392 THRU GMD-19853 ONLY)			FT		*	*	35		
	M	O			PIPE, STEEL: MANIFOLD TO TANK RETURN LINE (USED ON GM GRADERS, SERIAL NOS. GMD-19392 THRU GMD-21053 ONLY)	23926	D37339		1					
	P	O		4710-162-1013	MANUFACTURE FROM: PIPE ,STEEL (GE) (11-3/8 IN. REQUIRED) (USED ON GM GRADERS, SERIAL NOS. GMD 19392 THRU GMD-21053 ONLY)			FT		*	*	5		
	M	O			PIPE, STEEL: PUMP TO TANK SUCTION LINE (USED ON GM GRADER, SERIAL NO. MD-19854 THRU MD-21053 ONLY)	23926	D38775		1					
	P	O		4710-278-5396	MANUFACTURE FROM: PIPE, STEEL(GE) (6 FT, 7 IN. REQUIRED) (USED ON GM GRADER, SERIAL NO. MD-19854 THRU MD-21053 ONLY)			FT		*	*	35		
	M	O			PIPE, STEEL PUMP TO OIL TANK, SUCTION LINE (USED ON GM GRADER, SERIAL NO. MD-19392 THRU MD-19853)	23926	D37334		1					
	P	O		4710-278-5396	MANUFACTURE FROM: PIPE, STEEL (GE) (6 FT 11-1/2 IN. REQUIRED) (USED ON GM GRADER, SERIAL NO. MD-19392 THRU MD-19853)			FT		*	*	35		
	M	O			PIPE, RETURN LINE: MANIFOLD TO TANK RETURN (USED ON GM GRADERS, SERIAL NOS. GMD-19854 THRU GMD-21053 ONLY)	23926	D38776		1					
	P	O		4710-162-1021	PIPE, STEEL (GE) (6 FT, 7 IN. REQUIRED) (USED ON GM GRADERS, SERIAL NOS. GMD-19854 THRU GMD-21053 ONLY)			FT		*	*	35		
	M	O			PIPE, STEEL: PUMP TO TANK SUCTION LINE MANUFACTURE FROM:					1				
	P	O		4710-162-1020	PIPE, STEEL (2 1/4 IN. REQUIRED) (GE)			FT		SEE GRP 9501				
X	20			4730-278-3357	PLUG, PIPE: PUMP TO MANIFOLD PRESSURE LINE TEE (GE)					1	*	*	*	
X	20			4730-278-3413	PLUG, PIPE: MANIFOLD TO TANK RETURN LINE (GE) (USED ON 1HC GRADERS, SERIAL NOS. MD-14401 THRU MD-19853 AND GM GRADERS, SERIAL NOS. GMD-18982 THRU GMD-19391 ONLY)					2	*	*	*	
X	20				STRAP, LEATHER: PUMP TO TANK SUCTION LINE (USED ON GM GRADERS, SERIAL NO. MD-21054 AND UP ONLY)	23926	D39974			1	*	*	*	
X	20			4730-257-2120	TEE, PIPE: PUMP TO MANIFOLD PRESSURE LINE (GE)					1	*	*	*	
X	20				TEE: TUBE, FLUID MOTOR DRAIN LINE	45681	6JTXS			1	*	*	*	
X	20				TUBE, BOTTOM: POWER SHIFT OIL LINE (USED ON GRADER, SERIAL NO. MD-19854 AND UP ONLY)	23926	SA38483			1	*	*	*	
X	20				TUBE FRONT: MOLDBOARD POWER SHIFT, FRONT (USED ON GRADER, SERIAL NO. MD-14401 THRU MD-19853 ONLY)	23926	SA33713			1	*	*	*	
X	20				TUBE, FRONT: MOLDBOARD POWER SHIFT, FRONT (USED ON GRADER, SERIAL NO. MD-14401 THRU MD-19853 ONLY)	23926	SA33714			1	*	*	*	
X	20				TUBE, FRONT: MOLDBOARD POWER SHIFT, FRONT (USED ON GRADER, SERIAL NO. MD-19854 AND UP, ONLY)	23926	SA40099			2	*	*	*	
X	20				TUBE, TOP: WHEEL CYLINDER OIL LINE (USED ON GRADER, SERIAL NO. MD-19854 AND UP ONLY)	23926	SA38970			1	*	*	*	
X	20			4730-189-2627	UNION PIPE: PUMP TO TANK SUCTION LINE (GE)					1	*	*	*	
X	20			4730-279-0308	UNION, PIPE: MANIFOLD TO TANK RETURN LINE (GE) (USED ON ALL 1HC GRADERS, AND GM GRADERS, SERIAL NOS. GMD-18982 THRU GMD-19853, AND GMD-21054 AND UP ONLY)					1	*	*	*	

SOURCE CODES: MATERIEL	SOURCE	MAINT	RECOVERABILITY	FEDERAL STOCK NUMBER	DESCRIPTION	MANUFACTURER'S CODE	MANUFACTURER'S PART NO.	UNIT OF ISSUE	QTY INCORPORATED IN UNIT	GUIDE QUANTITIES PER 100 EQUIPMENTS: FIELD MAINTENANCE 18-DAY LEVEL 3RD ECH	FIELD MAINTENANCE 18-DAY LEVEL 4TH ECH	DEPOT MAINT 5TH ECH	ILLUSTRATIONS: FIGURE NO.	ITEM NO.
X20				4730-279-0308	UNION, PIPE: MANIFOLD TO TANK RETURN LINE (GE) (USED ON GM GRADERS, SERIAL NOS. GMD-19854 THRU GMD-21053 ONLY)				2	*	*	*		
10X20				8305-430-9284	WEBBING, TEXTILE: HOSE PROTECTING BOOT	23926	D26906		6	*	*	*		
MO					NIPPLE PIPE: PUMP TO TANK SUCTION LINE (USED ON GM GRADERS, SERIAL NOS. MD-19854 THRU MD-21053 ONLY)				1					
					MANUFACTURE FROM:									
PO				4710-162-1020	PIPE, STEEL (GE)			FT		*	*	*		
PO	X20			4730-585-7120	ELBOW, PIPE: PUMP TO MANIFOLD PRESSURE LINE (GE)					*	*	*		
MO					NIPPLE, PIPE (USED ON GRADERS, SERIAL NOS. MD-19854 AND UP ONLY)				1					
					MANUFACTURE FROM:									
PO				4710-278-5403	PIPE, STEEL (GE) (3-3/4 IN. REQUIRED)			FT		*	*	6		
PO	X20			4730-196-1548	NIPPLE, PIPE (USED ON GRADERS, SERIAL NOS. MD-19854 AND UP ONLY)				1	*	*	*		
X20				4730-196-1553	NIPPLE, PIPE (GE)				1	*	*	*		
MO					NIPPLE, PIPE (USED ON GRADERS, SERIAL NOS. MD-19854 AND UP ONLY)	29326	D38425		1					
					MANUFACTURE FROM:									
PO				4710-278-5401	PIPE, STEEL (GE) (6 IN. REQUIRED)			FT		*	*	6		
X20					LINE ASSEMBLY, OIL: REGULATOR VALVE TO INTAKE END (USED ON GRADERS, SERIAL NOS. MD-14401 THRU MD-19853 ONLY)	23926	H35311		1	*	*	*		
X20					ELBOW, PIPE TO TUBE (USED ON GRADERS, SERIAL NOS. MD--4401 THRU MD-19853 ONLY)	23926	D33575		2	*	*	*		
X20				4730-196-1487	NIPPLE, PIPE (GE) (USED ON GRADERS, SERIAL NOS. MD-14401 THRU MD-19853 ONLY)				1	*	*	*		
X20				4730-196-1548	NIPPLE, PIPE (USED ON GRADERS, SERIAL NOS. MD-14401 THRU MD-19853 ONLY)				2	*	*	*		
X20					HOSE ASSEMBLY: PUMP PRESSURE	23926	H27414		1	*	*	*		
MO					NIPPLE, PIPE: MANIFOLD TO TANK RETURN LINE (USED ON GM GRADERS, SERIAL NOS. GMD-19392 THRU GMD-19853 ONLY)				1					
					MANUFACTURE FROM:									
PO				4710-162-1004	PIPE, STEEL (GE) (4 3/4 IN. REQUIRED)			FT		*	*	6		
X20				4730-249-2034	TEE, PIPE: MANIFOLD TO TANK RETURN LINE (GE) (USED ON ALL 1HC GRADERS, AND GM GRADERS SERIAL NOS. GMD-18982 THRU GMD-19391 ONLY)				1	*	*	*		
MO					NIPPLE, PIPE: MANIFOLD TO TANK RETURN LINE (USED ON 1HC GRADERS, SERIAL NOS. MD-19854 AND UP ONLY)	23926	D29368		1					
					MANUFACTURE FROM:									
PO				4710-162-1021	PIPE, STEEL (GE) (10 IN. REQUIRED) (USED ON 1HC GRADERS, SERIAL NOS. MD-19854 AND UP ONLY)			FT		*	*	12		
MO					NIPPLE, PIPE: MANIFOLD TO TANK RETURN LINE (USED ON GM GRADERS, SERIAL NOS. GMD-19854 THRU GMD-21053 ONLY)	23926	D29368		2					
					MANUFACTURE FROM:									
PO				4710-162-1021	PIPE, STEEL (GE) (10 IN. REQUIRED FOR EACH NIPPLE)			FT		*	*	12		
MO					NIPPLE, PIPE: MANIFOLD TO TANK RETURN LINE (USED ON GM GRADERS, SERIAL NOS. GMD-19392 THRU GMD-19853 ONLY)	23926	D29368		3					
					MANUFACTURE FROM:									
PO				4710-162-1021	PIPE, STEEL (GE) (10 IN. REQUIRED FOR EACH NIPPLE)			FT		*	*	36		
MO				4720-203-3905	HOSE, RUBBER: LEANING WHEEL CYLINDER (USED ON GRADERS, SERIAL NOS. MD-14401 THRU MD-17499 ONLY)	23926	D32747		1					
					MANUFACTURE FROM:									
X20				4730-203-3555	ADAPTER, STRAIGHT, TUBE TO HOSE (GE) (USED ON GRADERS, SERIAL NOS. MD-14401 THRU MD-17499 ONLY)				1	*	*	*		
PO				4720-203-3029	HOSE, RUBBER (22 IN. REQUIRED) (USED ON GRADERS, SERIAL NOS. MD-14401 THRU MD-17499 ONLY)			FT		*	*	200		
X20				3825-354-5180	SWIVEL, HYDRAULIC LINE (USED ON GRADERS, SERIAL NOS. MD-14401 THRU MD-17499 ONLY)				1	*	*	*		

SOURCE CODES				FEDERAL STOCK NUMBER	DESCRIPTION	MANUFACTURER'S CODE	MANUFACTURER'S PART NO.	UNIT OF ISSUE	QTY INCORPORATED IN UNIT	FIELD MAINTENANCE 15-DAY LEVEL 3RD ECH	FIELD MAINTENANCE 15-DAY LEVEL 4TH ECH	DEPOT MAINT 5TH ECH	FIGURE NO.	ITEM NO.
MATERIEL	SOURCE	MAINT	RECOVERABILITY											
X20				4730-293-7951	ELBOW, PIPE: PUMP TO TANK SUCTION LINE (GE) (USED ON GM GRADERS, SERIAL NOS. GMD-19392 THRU GMD-19853 ONLY)				3	*	*	*		
X20				4730-254-2744	ELBOW, PIPE: PUMP TO TANK SUCTION LINE				1	*	*	*		
X20				4730-249-3920	ELBOW, PIPE: MANIFOLD TO TANK RETURN LINE (GE) (USED ON GM GRADERS, SERIAL NOS. GMD-19392 THRU GMD-19853 ONLY)				5	*	*	*		
X20				4730-249-3920	ELBOW, PIPE: MANIFOLD TO TANK RETURN LINE (GE) (USED ON GM GRADERS, SERIAL NOS. GMD-19854 THRU GMD-21053 ONLY)				6	*	*	*		
X20				4730-249-3920	ELBOW, PIPE: MANIFOLD TO TANK RETURN LINE (GE) (USED ON GM GRADERS, SERIAL NOS. GMD-21054 AND UP ONLY)				3	*	*	*		
M	0				NIPPLE, PIPE: MANIFOLD TO TANK RETURN LINE (USED ON 1HC GRADERS, SERIAL NOS. MD-19854 AND UP ONLY) MANUFACTURE FROM:	23926	D32754		1					
P	0			4710-162-1004	PIPE, STEEL (GE) (11 IN. REQUIRED) (USED ON 1HC GRADERS, SERIAL NOS. MD-19854 AND UP ONLY)			FT		*	*	12		
X20				4730-278-3413	PLUG, PIPE: MANIFOLD TO TANK RETURN LINE (USED ON 1HC GRADERS, SERIAL NOS. MD-19854 AND UP ONLY)				1	*	*	*		
05	P	10		3805-430-9551	HOSE, ASSEMBLY, RUBBER: PRESSURE, PUMP TO MANIFOLD	23926	H27417		1	*	*	100		
X20					UNION ADAPTER: PUMP TO MANIFOLD PRESSURE LINE 3/4 IN.	23926	R28483		1	*	*	*		
X20				4730-249-3920	ELBOW, PIPE: MANIFOLD TO TANK RETURN LINE (USED ON 1HC GRADERS, SERIAL NOS. MD-14401 THRU MD-19853, AND GM GRADERS, SERIAL NOS. GMD-18982 THRU GMD-19391 ONLY)				1	*	*	*		
X20				4730-249-3920	ELBOW, PIPE: MANIFOLD TO TANK RETURN LINE (GE) (USED ON 1HC GRADERS, SERIAL NOS. MD-19854 AND UP ONLY)				2	*	*	*		
X20				4730-196-2092	NIPPLE, PIPE: MANIFOLD TO TANK RETURN LINE (GE) (USED ON 1HC GRADERS, SERIAL NOS. MD-19854 AND UP, AND GM GRADERS, SERIAL NOS. GMD 19854 THRU GMD-21053 ONLY) (GE)				1	*	*	*		
X20				4730-246-9190	ELBOW, PIPE: MANIFOLD TO TANK RETURN LINE (GE) (USED ON 1HC GRADERS, SERIAL NOS. MD-19854 AND UP AND GM GRADERS, SERIAL NOS. GMD-19854 AND UP ONLY)				1	*	*	*		
X20				4730-196-1508	NIPPLE, PIPE: MANIFOLD TO TANK RETURN LINE (GE) (USED ON GM GRADERS, SERIAL NOS. GMD-19854 THRU GMD-21053 ONLY)				1	*	*	*		
X20				4730-196-1508	NIPPLE, PIPE: MANIFOLD TO TANK RETURN LINE (GE) (USED ON GM GRADERS, SERIAL NOS. GMD-19392 THRU GMD-21053 ONLY)	23926	D37338		3	*	*	*		
X20				4730-196-1508	NIPPLE, PIPE: MANIFOLD TO TANK RETURN LINE (GE) (USED ON GM GRADERS, SERIAL NOS. GMD 21054 AND UP ONLY)	23926	D37338		1	*	*	*		
X20				4730-249-3920	ELBOW, PIPE: MANIFOLD TO TANK RETURN LINE (GE) (USED ON GM GRADERS, SERIAL NOS. GMD 19392 AND UP ONLY)				1	*	*	*		
X20				4730-196-1568	NIPPLE, PIPE: MANIFOLD TO TANK RETURN LINE (GE) (USED ON GM GRADERS, SERIAL NOS. GMD-21054 AND UP ONLY)	23926	D37481		2	*	*	*		
X20				4730-278-3484	NIPPLE, PIPE: MANIFOLD TO TANK RETURN LINE (GE) (USED ON GM GRADERS, SERIAL NOS. GMD-21054 AND UP ONLY)				1	*	*	*		
X20				4730-196-2091	NIPPLE, PIPE: MANIFOLD TO TANK RETURN LINE (GE) (USED ON GM GRADERS, SERIAL NOS. GMD-21054 AND UP ONLY)				2	*	*	*		
X20				4730-289-2387	ELBOW, PIPE TO TUBE HYDRAULIC LINES (GE)	23926	D32745		13	*	*	*		
X20					STRAP, LEATHER: LEANING WHEEL CYLINDER HOSE	23926	D38782		1	*	*	*		
X20					TUBE ASSEMBLY: MOLDBOARD POWER SHIFT CYLINDER, TOP (USED ON GRADERS, SERIAL NOS. MD-19854 AND UP ONLY)	23926	SA38481		1	*	*	*		
X20					TUBE ASSEMBLY: FLUID MOTOR DRAIN (USED ON GRADERS, SERIAL NOS. MD-19854 AND UP ONLY)	23926	SA39708		1	*	*	*		

SOURCE CODES	FEDERAL STOCK NUMBER	DESCRIPTION	MANUFACTURER'S CODE	MANUFACTURER'S PART NO.	UNIT OF ISSUE	QTY INCORPORATED IN UNIT	MAINTENANCE ALLOCATION CHART PER 100 EQUIPMENTS: FIELD MAINTENANCE 15-DAY LEVEL 3RD ECH	FIELD MAINTENANCE 15-DAY LEVEL 4TH ECH	DEPOT MAINT 5TH ECH	ILLUSTRATIONS: FIGURE NO.	ILLUSTRATIONS: ITEM NO.
X20		NIPPLE, PIPE: FLUID MOTOR DRAIN LINE (USED ON GRADERS, SERIAL NOS. MD-19854 AND UP ONLY)	23926	D38424		1	*	*	*		
X20		CONNECTOR, STRAIGHT: FLUID MOTOR DRAIN LINE (USED ON GRADERS, SERIAL NOS. MD-19854 AND UP ONLY)	23926	D33950		1	*	*	*		
		4302 - PUMP AND PUMP DRIVES									
		CAP, OIL: PUMP SUPPORT HOUSING	23926	207089		1	*	*	*		
X2F		GASKET: OIL PUMP SUPPORT HOUSING	23926	207088		1	2	*	100		
P F	2520-355-2678	HOUSING, OIL PUMP SUPPORT	23926	207087		1	*	*	*		
X2F 09X2F	5305-017-9860	SCREW, CAP, HEXAGON HEAD: OIL PUMP SUPPORT HOUSING CAP	23926	D33367		4	*	*	*		
09X2F	5310-010-3322	WASHER, LOCK: OIL PUMP SUPPORT HOUSING CAP SCREW	23926	D33385		4	*	*	*		
09P1H	3110-144-8826	BEARING, BALL, ANNULAR: OIL PUMP DRIVE SHAFT	23926	R13269		1		*	10		
P1H	5340-281-6645	RING, RETAINING: OIL PUMP DRIVE SHAFT BEARING	23926	D33420		1		*	10		
P1H	5340-263-5866	RING, RETAINING: OIL PUMP DRIVE SHAFT BEARING	23926	D33439		2		*	20		
P H	3805-298-0648	SEAL, PLAIN ENCASED: OIL PUMP DRIVE SHAFT	23926	207086		1		2	100		
X2F	3805-355-2664	SHAFT DRIVE OIL PUMP: TRANSMISSION	23926	207052		1		*	*		
P1F	3805-430-9525	PUMP, HYDRAULIC GEAR (REPLACED BY PUMP ASSEMBLY STOCK NO. (23926) SAG 32630A)	23926	SAG32630		1	*	*	2		
P1H	3110-120-4367	BEARING, ROLLER, NEEDLE	92563	GR16		4		*	40		
P H	3805-430-9285	SEAL ASSEMBLY, OIL	23926	D27062		1		2	100		
X2H	5315-012-0502	KEY, WOODRUFF: DRIVE COUPLING	23926	D27071		1		*	*		
P H	3805-213-1505	GASKET: WEARPLATE TO BODY	23926	D28215		2		2	200		
P H	3805-213-1506	GASKET: WEARPLATE TO COVER	23926	D28311		2		2	200		
P1H	3805-297-7230	GASKET: PILOT INSERT	23926	D28599		1		*	100		
X2H	5315-283-0857	PIN, STRAIGHT, HEADLESS: END COVER DOWEL	23926	D28887		4		*	*		
X2H		INSERT, PILOT	23926	D32625		1		*	*		
X2H	5306-281-4559	BOLT, INTERNAL WRENCHING: PILOT INSERT MTG	23926	D32626		4		*	*		
X2H	5306-281-4558	BOLT, INTERNAL WRENCHING: COVER MTG	23926	D32637		12		*	*		
X2H	4320-392-4970	BODY, HYDRAULIC PUMP	23926	H28216A		1		*	*		
P1H	4320-392-4971	PLATE, WEAR, PUMP BODY: ADAPTER SIDE	23926	H32633		1		*	15		
P1H	4320-392-4972	PLATE, WEAR, PUMP BODY: INLET AND OUTLET SIDE	23926	H32634		1		*	15		
P1H	3805-213-1508	SHAFT AND GEAR, DRIVE	23926	H32635		1		*	5		
P1H	3805-213-1509	SHAFT AND GEAR, IDLER	23926	H32636		1		*	5		
X2H		COVER, END: ADAPTER SIDE	23926	B32631		1		*	*		
X2H		COVER, END: INLET AND OUTLET END	23926	B32632		1		*	*		
P1F	3805-430-9525	PUMP, HYDRAULIC GEAR	23926	SAG32630A		1	*	*	2		
P1H	3110-120-4367	BEARING, ROLLER, NEEDLE: PUMP SHAFT	92563	GR16		4		*	40		
P H	3805-430-9285	SEAL ASSEMBLY OIL: PUMP SHAFT	23926	D27062		1		2	100		
X2H	5315-012-0502	KEY, WOODRUFF: DRIVE COUPLING	23926	D27071		1		*	*		
P H	3805-213-1505	GASKET: WEAR PLATE TO BODY	23926	D28215		2		2	200		
P H	3805-213-1506	GASKET: PILOT INSERT	23926	D28599		2		2	200		
X2H		INSERT, PILOT	23926	D32625		1		*	*		
X2H	5306-281-4559	BOLT, INTERNAL WRENCHING: PILOT INSERT MTG	23926	D32626		4		*	*		
X2H	5306-281-4558	BOLT, INTERNAL WRENCHING: END COVER MTG	23926	D32637		9		*	*		
X2H		HOUSING, HYDRAULIC PUMP	23926	H28216B		1		*	*		
X2H		PLATE, WEAR: ADAPTER SIDE	23926	H39692		1		*	15		
X2H		PLATE, WEAR: INLET AND OUTLET SIDE	23926	H39691		1		*	15		
P1H	3805-213-1508	SHAFT AND GEAR DRIVE	23926	H32635		1		*	5		
P1H	3805-213-1509	SHAFT AND GEAR, IDLER	23926	H32636		1		*	5		
X2H		COVER, HOUSING ADAPTER END	23926	B32631A		1		*	*		
X2H		COVER, HOUSING INLET AND OUTLET END	23926	B32632A		1		*	*		
X2F	3010-200-1534	COUPLING, SHAFT, FLEXIBLE: PUMP DRIVE	23926	H30216		1	*	*	*		
09X2F		CHAIN, COUPLING	23926	DA16435		1	*	*	*		
09X2F	5305-010-2594	SETSCREW: DRIVE COUPLING				6	*	*	*		
09X2F	5305-577-5462	SCREW, CAP, HEXAGON HEAD: PUMP MTG				6	*	*	*		
X2F	5310-010-3321	WASHER, LOCK: PUMP MTG SCREW									
		4305 MANIFOLD AND/OR CONTROL VALVES									
X2F		MANIFOLD ASSEMBLY, HYDRAULIC VALVE (USED ON GRADERS, SERIAL NOS. MD-19854 AND UP ONLY) (SERIAL NO. RANGE FOR STOCK NO. (23926) SAG 35501B APPLIES TO ALL INDENTED COMPONENTS)	23926	SAG35501B			1	*	*	*	
X2F		PEDESTAL ASSEMBLY, STEERING, TOP	23926	SA35507A			1	SEE	GRP 1414		

MATERIAL	SOURCE	RECOVERABILITY	FEDERAL STOCK NUMBER	DESCRIPTION	MANUFACTURER'S CODE	MANUFACTURER'S PART NO.	UNIT OF ISSUE	QTY PER ASSY	FIELD MAINTENANCE 3RD ECH	FIELD MAINTENANCE 4TH ECH	DEPOT MAINT 5TH ECH	FIGURE NO.	ITEM NO.
X2F				PEDESTAL AND VALVE ASSEMBLY, STEERING, LOWER	23926	SA35508		1	SEE GRP 1414				
					23926	SA36796		8	*	*	24		
P1F	3805-510-6288			VALVE, HYDRAULIC CONTROL	23926	D35915		8	*	*	*		
09X2F				GRIP, HAND LEVER	23926	SA35876		8	*	*	*		
X2F				LEVER, VALVE									
X2F	5315-283-0842			PIN, GROOVED, HEADLESS: VALVE LEVER PIVOT	23926	D35330		8	*	*	*		
X2F	5340-598-0997			RING, RETAINING: VALVE LEVER PIVOT PIN	23926	D35331		16	*	*	*		
P F	3020-222-2664			LINK, CONNECTING, ROLLER CHAIN	23926	D6900		8	2	*	40		
X2F	5305-018-0122			SCREW, CAP, HEXAGON HEAD: LEVER BRACKET AND BOTTOM COVER MTG				64	*	*	*		
X2F	5310-018-7123			WASHER, LOCK: LEVER BRACKET AND BOTTOM COVER MTG SCREW				64	*	*	*		
X2F				BRACKET, VALVE LEVER	23926	B36280		8	*	*	*		
P F	3805-290-0173			PACKING ASSEMBLY: VALVE PISTON	23926	D34850		8	12	*	800		
X2F				SHIM: PISTON PACKING ADJUSTING (AS REQUIRED)	23926	D34855			*	*	24		
X2F	5310-047-4022			WASHER, FLAT: PISTON PACKING BACK UP	23926	D35607		8	*	*	*		
X2F	5340-281-6478			RING, RETAINING: PISTON PACKING	23926	D35606		8	*	*	*		
X2F	5340-281-6479			RING, RETAINING: PISTON CENTERING SPRING	23926	D36285A		8	*	*	*		
X2F				WASHER: CENTERING SPRING	23926	D36284		16	*	*	*		
P F	2530-163-2105			SPRING, HELICAL, COMPRESSION: PISTON CENTERING	23926	D27349		8	5	*	80		
P F	5330-599-0670			PACKING, PREFORMED: PISTON SEALING	23926	D34854		16	24	*	1600		
X2F	3895-310-8482			BLOCK, PISTON STOP	23926	D27348		8	*	*	*		
X2F				PISTON, HYDRAULIC VALVE	23926	SA36795		8	*	*	*		
X1				BODY, OPERATING VALVE	23926	G34858		8					
X2F				PLATE, COVER, BOTTOM	23926	H36282		8	*	*	*		
X2F	5330-291-4552			WASHER, NONMETALLIC: VALVE MTG	23926	D27340		10	*	*	*		
X2F	5330-297-0240			WASHER, NONMETALLIC: VALVE MTG	23926	D35499		20	*	*	*		
X2F				ROD TENSION	23926	D34928		3	*	*	*		
X2F	5310-010-3323			WASHER, LOCK: TENSION ROD NUT				6	*	*	*		
X2F	5310-266-0387			NUT, PLAIN, HEXAGON: TENSION ROD				6	*	*	*		
X2F				COVER, END, EXHAUST	23926	B34860		1	*	*	*		
X2F				COVER, END, INTAKE	23926	B34859A		1	*	*	*		
X2F				BRACKET, GOVERNOR CONTROL	23926	H36214		1	SEE GRP 0308				
X20				LINE ASSEMBLY OIL: RELIEF VALVE TO INTAKE	23926	B35493		1	SEE GRP 4301				
X2F	5305-275-5314			SCREW, CAP, SOCKET HEAD: STEERING VALVE PEDESTAL MTG	23926	D28710		6	SEE GRP 1414				
X2F	4730-278-3412			PLUG, PIPE: END COVER OPENING				2	*	*	*	82	25
05X20	4730-277-6978			NIPPLE, PIPE				1	SEE GRP 4301				
X20	4730-196-1548			NIPPLE, PIPE				1	SEE GRP 4301				
X20	4730-196-1553			NIPPLE PIPE				1	SEE GRP 4301				
N O				SPACER, MANIFOLD: MTG				1	SEE GRP 4301				
X2F				BOLT, MACHINE: MANIFOLD MTG	23926	D35506		4	*	*	*		
09X2F	5306-207-3767			NUT, PLAIN, HEXAGON: MANIFOLD MTG SCREW				4	*	*	*		
X2F	5310-266-0387			WASHER, LOCK: MANIFOLD MTG SCREW				4	*	*	*		
X2F	5310-010-3323			WASHER, NONMETALLIC: STEERING PEDESTAL MTG	23926	D27340		4	*	*	*		
X2F	5330-291-4552			WASHER, NONMETALLIC: STEERING PEDESTAL MTG	23926	D35499		3	SEE GRP 1414				
X2F	5330-297-0240			VALVE BLOCK ASSEMBLY (USED ON GRADERS, SERIAL NOS. MD-14401 THRU MD-19853 ONLY) (SERIAL NO. RANGE FOR STOCK NO. (23926) SAG 27879 APPLIES TO ALL INDENTED COMPONENTS)	23926	SAG27879		1	SEE GRP 1414				
P1F	3805-510-6288			VALVE, HYDRAULIC CONTROL	23926	SA27390		1	*	*	*		
X2F	2530-355-2647			PISTON, OPERATING VALVE, HYDRAULIC	23926	SA27731		6	*	*	18		
P F	3020-222-2664			LINK, CONNECTING, ROLLER CHAIN	23926	D6900		6	*	*	*		
X2F	5315-251-9995			PIN, STRAIGHT, HEADLESS: VALVE LEVER PIVOT	23926	D27342		6	2	*	30		
X2F	3895-310-8482			BLOCK, PISTON STOP	23926	D27348		6	*	*	*		
P F	3895-355-2649			SEAL ASSEMBLY, OIL, OPERATING VALVE PISTON (USED ON GRADERS, SERIAL NOS. MD-14401 THRU MD-18600 ONLY)	23926	SA32739		6	16	*	600		
X1				O'RING (USED ON GRADERS, SERIAL NOS. MD-14401 THRU MD-18600 ONLY)	23926	D30900		6					
X1				RETAINER O'RING (USED ON GRADERS, SERIAL NOS. MD-14401 THRU MD-18600 ONLY)	23926	D30943		6					
P F	2530-163-2105			SPRING, HELICAL, COMPRESSION: PISTON CENTERING	23926	D27349		6	4	*	60		
X2F	5310-517-5988			WASHER, FLAT: CENTERING SPRING	23926	D27350		12	*	*	*		
X2F	5315-251-9999			PIN, STRAIGHT, HEADLESS: SPRING RETAINING	23926	D27351		6	*	*	*		

SOURCE CODES	FEDERAL STOCK NUMBER	DESCRIPTION	MANUFACTURER'S CODE	MANUFACTURER'S PART NO.	UNIT OF ISSUE	QTY INCORPORATED IN UNIT	GUIDE QUANTITIES PER 100 EQUIPMENTS: FIELD MAINTENANCE 15-DAY LEVEL 3RD ECH	GUIDE QUANTITIES PER 100 EQUIPMENTS: FIELD MAINTENANCE 15-DAY LEVEL 4TH ECH	GUIDE QUANTITIES PER 100 EQUIPMENTS: DEPOT MAINT 5TH ECH	ILLUSTRATIONS: FIGURE NO.	ILLUSTRATIONS: ITEM NO.
09X2F	5305-275-5307	SCREW, CAP, SOCKET HEAD: SPRING CAP AND LEVER BRACKET MTG	23926	D27353		48	*	*	*		
P F	5330-282-8879	WASHER, NONMETALLIC: FELT LEVER BRACKET	23926	D27354		6	9	*	600		
P F	3805-163-2250	GASKET: SPRING COVER AND LEVER BRACKET	23926	D27379		12	18	*	1200		
X2F		LEVER, OPERATING	23926	H27341		6	*	*	*		
X2F	3895-310-8483	RETAINER, CENTERING SPRING	23926	H27352A		6	*	*	*		
X2F		BRACKET, VALVE LEVER (USED ON GRADERS, SERIAL NOS. MD-14401 THRU MD-18600 ONLY)	23926	H27343		6	*	*	*		
X2F		BRACKET ASSEMBLY: VALVE LEVER (USED ON GRADERS, SERIAL NOS MD-18601 THRU MD-19853 ONLY)	23926	SAH35809		6	*	*	*		
P F	3805-290-0173	PACKING ASSEMBLY: PISTON (USED ON GRADERS, SERIAL NOS. MD-18601 THRU MD-19853 ONLY)	23926	D34850		6	9	*	600		
X2F		SHIM: PISTON PACKING (AS REQUIRED) (USED ON GRADERS SERIAL NOS. MD-18601 THRU MD-19853 ONLY)	23926	D34855			*	*	18		
X2F	5310-047-4022	WASHER, FLAT: PISTON PACKING (USED ON GRADERS, SERIAL NOS. MD-18601 THRU MD-19853 ONLY)	23926	D35807		6	*	*	*		
X2F	5340-281-6478	RING, RETAINING: PISTON PACKING (USED ON GRADERS, SERIAL NOS. MD-18601 THRU MD-19853 ONLY)	23926	D35806		6	*	*	*		
X2F	3895-310-8481	BODY, HYDRAULIC VALVE	23926	B27339		6	*	*	*		
X2F	5315-013-7185	PIN, COTTER: OPERATING LEVER PIVOT PIN				12	*	*	*		
X2F		VALVE SAFETY RELIEF	23926	SA27958		1	SEE GRP 1414				
X2F	5330-291-4552	WASHER, NONMETALLIC: OPERATING VALVE MTG GASKET	23926	D27340		16	*	*	*		
X2F		ROD, TENSION	23926	D27952		4	*	*	*		
X20		LINE ASSEMBLY, OIL: REGULATOR VALVE TO INTAKE	23926	H35311		1	SEE GRP 4301				
X2F		BRACKET, GOVERNOR CONTROL	23926	D29316		1	SEE GRP 0308				
X2F		BLOCK, INTAKE	23926	B27938		1	*	*	*		
X2F		BLOCK, EXHAUST	23926	B27939		1	*	*	*		
X2F	3805-447-3521	KNOB, VALVE LEVER	23926	D6899		6	*	*	*		
05X20	4730-188-1857	NIPPLE, PIPE				1	SEE GRP 4301				
X20	4730-188-1883	NIPPLE, PIPE				2	SEE GRP 4301				
X2F	4730-196-1553	NIPPLE, PIPE SAG 27879 VALVE BLOCK AY				1	SEE GRP 4301				
M F		NIPPLE, PIPE MANUFACTURE FROM:				1					
P F	4710-162-1013	PIPE STEEL (GE) (5 IN. REQUIRED)			FT		SEE GRP 9501				
X2F	4720-221-3928	ELBOW, PIPE (GE)				1	*	*	*		
X2F	5310-012-1965	NUT, PLAIN, HEXAGON: TENSION ROD				8	*	*	*		
		4306 - HYDRAULIC MOTOR									
X20		FLANGE: CIRCLE REVERSE MOTOR MTG	23926	B28705		1	*	*	*	83	14
P O	3805-255-0343	GASKET: CIRCLE REVERSE MOTOR MTG	23926	D28807		1	2	*	100		
P10	3805-699-9764	MOTOR, HYDRAULIC: MOLDBOARD SIDESHIFT DRIVE (COMPONENTS SAME AS MOTOR ASSEMBLY, STOCK NO. 4320-339-5138)	23926	SAG28720A		1	*	*	3		
P10	4320-339-5138	MOTOR ASSEMBLY, HYDRAULIC: CIRCLE REVERSE	23926	SAG28720		1	*	*	3		
09P1F	3110-155-6155	BEARING, BALL, ANNULAR	23926	3207		2	*	*	20	83	17
09P1F	3110-144-8518	BEARING, BALL, ANNULAR	23926	3205		2	*	*	20	83	4
09P1F	3110-144-8579	BEARING, BALL, ANNULAR: BEVEL PLATE	43334	3216		2	*	*	20	83	12
X2F		CAP, END: PISTON CONTROL	23926	B28704		2	*	*	*	83	2
X1		HOUSING	23926	G28702		2				83	19
09X2F	5315-012-4551	KEY, WOODRUFF: SHAFT				2	*	*	*	83	21
P F	5330-194-3720	PACKING, PREFORMED: ADAPTER PLATE	23926	D28712		2	3	*	200	83	15
P F	5330-430-9303	PACKING, PREFORMED: END PLATE	23926	D28713		2	3	*	200	83	3
09X2F	5315-042-4859	PIN, STRAIGHT, HEADLESS: MOTOR TO MOUNTING FLANGE DOWEL	23926	D28800		4	*	*	*	83	20
P F	3805-393-7338	PISTON, HYDRAULIC CYLINDER	23926	D28714		14	5	*	54	83	10
P1F	3805-393-7341	PLATE, ADAPTER, MOTOR: BEVEL	23926	H28706		2	*	*	6	83	11
P1F	3805-393-7342	PLATE, FRICTION, ROTOR: HYDRAULIC MOTOR	23926	H28707		2	*	*	6	83	5
P1F	5340-598-1252	RING, RETAINING: ROTOR SPRING	23926	D28715		2	*	*	6	83	6
P1F	6105-374-8743	ROTOR, HYDRAULIC MOTOR	23926	B28703		2	*	*	6	83	9
09X2F	5305-273-6511	SCREW, CAP, SOCKET HEAD: END CAP	23926	D28709		12	*	*	*	83	1
P F	3805-163-2431	SEAL ASSEMBLY, OIL, DRIVE SHAFT: HYDRAULIC MOTOR	23926	R21144		2	3	*	300	83	16
P F	3805-163-2136	SHAFT, DRIVE, SPLINED: HYDRAULIC MOTOR	23926	H28708		2	3	*	200	83	18
P1F	4320-253-6906	SPRING, HELICAL, COMPRESSION: ROTOR	23926	D28719		2	*	*	24	83	8
X2F	5310-276-3461	WASHER, FLAT: SPRING RETAINER	23926	D28711		2	*	*	*	83	7
09X20	5305-275-5314	SCREW, CAP, SOCKET HEAD: CIRCLE REVERSE MOTOR FLANGE MTG	23926	D28710		6	*	*	*	83	13

MATERIEL	SOURCE	MAINT	RECOVERABILITY	FEDERAL STOCK NUMBER		MANUFACTURER'S CODE	MANUFACTURER'S PART NO.	UNIT OF ISSUE	QTY INCORP IN UNIT	MAINTENANCE 15-DAY LEVEL 3RD ECH	MAINTENANCE 15-DAY LEVEL 4TH ECH	DEPOT MAINT 5TH ECH	FIGURE NO.	ITEM NO.
	X20			5305-273-6511	SCREW, CAP, SOCKET HEAD: CIRCLE REVERSE MOTOR FLANGE AND SIDE SHIFT MOTOR BRACKET MTG	23926	D28709		6					
	X2F				BRACKET: SIDE SHIFT MOTOR MTG	23926	B29006		1	*	*	*		
					4307 - HYDRAULIC CYLINDERS									
	X20			3805-163-2128	CYLINDER ASSEMBLY; HYDRAULIC: SCARIFIER (USED ON GRADER, SERIAL NO. MD-14401 THRU MD-14718) NOTE: SERIAL NUMBER RANGES FOR STOCK NO. 3805-163-2128 APPLY TO ALL INDENTED COMPONENTS	23926	SAB20888		1	*	*	*	70	18
	P F			3805-264-0227	CUP, COMPRESSION	23926	D12750		2	3	*	40		
	X2F			3830-163-8766	CYLINDER, HYDRAULIC, SCARIFIER	23926	D20876		1	*	*	*		
	P F			5330-244-8169	GASKET: CYLINDER	23926	D12749		2	3	*	200		
	P F			5310-187-1532	WASHER, FLAT: PISTON ROD GASKET	23926	D12747		1	2	*	100		
	X2F				HEAD, CYLINDER	23926	B12965		1	*	*	*		
	X2F				HEAD, CYLINDER	23926	D12692		1	*	*	*		
	X2F			5310-266-0387	NUT, PLAIN, HEXAGON: TIE ROD				12	*	*	*		
	P F			3830-447-3493	PACKING, ASSEMBLY: SCARIFIER CYLINDER PISTON ROD	23926	D12748		1	2	*	100		
	X2F			5315-251-9997	PIN, STRAIGHT, HEADLESS: PISTON LOCK	23926	D12751		1	*	*	*		
	X2F			3830-162-9450	PISTON, SCARIFIER CYLINDER	23926	D12696		1	*	*	*		
	X2F			3805-264-0197	RETAINER, PACKING: PISTON CUP	23926	D12752		2	*	*	*		
	X2F			3830-430-9194	RETAINER, PACKING: PISTON ROD, SCARIFIER CYLINDER	23926	D12697		1	*	*	*		
	X2F			3830-163-8831	ROD, PISTON	23926	SA20889		1	*	*	*		
	X2F			5306-430-9222	ROD, THREADED END	23926	D21097		6	*	*	*		
	X2F			5305-017-9841	SCREW, CAP, HEXAGON HEAD: GLAND MTG	23926	D8710		2	*	*	*		
	X2F			5305-430-9404	SCREW, CAP, HEXAGON HEAD: CYLINDER CAP RETAINER	23926	R10107		8	*	*	*		
	X2F			5310-010-3323	WASHER, LOCK: THREADED ROD				12	*	*	*		
	M F				LOCKWIRE: PISTON CUP SCREW AND PISTON ROD GLAND SCREW MANUFACTURE FROM:				3					
	P F			9505-596-1650	WIRE, STEE, CARBON (10 IN. REQUIRED FOR EACH LOCKWIRE)			LB		SEE GRP 9501				
	09X20			5306-206-9626	BOLT, MACHINE: BALL CAP TO LEANING WHEEL CYLINDER PISTON ROD				2	*	*	*	70	17
	09X20			5310-596-4301	NUT, PLAIN, HEXAGON: BALL CAP TO LEANING WHEEL CYLINDER PISTON				2	*	*	*	70	13
	X20			5310-010-3326	WASHER, LOCK: BALL CAP TO LEANING WHEEL CYLINDER PISTON ROD BOLT				2	*	*	*	70	16
	X20			3805-162-9451	SHIM: LIFT CYLINDER BALL CAP (AS REQUIRED)	23926	D12699			*	*	*	70	14
	X20			5310-010-3325	WASHER, LOCK: LIFT CYLINDER PIVOT SHAFT BOLT				4	*	*	*		
	X20			5306-268-5777	BOLT, MACHINE: LIFT CYLINDER PIVOT SHAFT				4	*	*	*		
	X20				CAP, BALL: LIFT CYLINDER PISTON ROD	23926	H31509		2	*	*	*		
	X20			5310-596-4301	NUT, PLAIN, HEXAGON: LIFT CYLINDER BALL CAP MTG				4	*	*	*		
	09X20			5310-297-3942	NUT, PLAIN, HEXAGON: LIFT CYLINDER PIVOT SHAFT BOLT				4	*	*	*		
	X20			5305-207-2603	SCREW, CAP, HEXAGON HEAD: LIFT CYLINDER BALL CAP MTG				4	*	*	*		
	X20			3805-430-9208	SHAFT, LIFT PIVOT: LIFT CYLINDER MTG	23926	D20123		4	*	*	*		
	X20				CAP, BALL: SCARIFIER LIFT CYLINDER PISTON ROD (USED ON GRADERS, SERIAL NOS. MD-14401 THRU MD-14718 ONLY)	23926	H31509		1	*	*	*	70	15
	P10			3805-162-9451	SHIM: SCARIFIER LIFT CYLINDER PISTON ROD BALL CAP (AS REQUIRED) (USED ON GRADERS, SERIAL NOS. MD-14401 THRU MD-14718 ONLY)	23926	D12699			*	*	10		
	X20			5305-207-2603	SCREW, CAP, HEXAGON HEAD: SCARIFIER LIFT CYLINDER PISTON ROD BALL CAP MTG (USED ON GRADERS, SERIAL NOS. MD-14401 THRU MD-14718 ONLY)				2	*	*	*		
	09X20			5310-297-3942	NUT, PLAIN, HEXAGON: SCARIFIER LIFT CYLINDER PISTON ROD BALL CAP MTG SCREW (USED ON GRADERS, SERIAL NOS. MD-14401 THRU MD-14718 ONLY)				2	*	*	*		
	X20				PIN, STRAIGHT, HEADLESS: SCARIFIER LIFT CYLINDER PISTON ROD PIVOT (USED ON GRADERS, SERIAL NOS. MD-14719 AND UP ONLY)	23926	D33976		1	*	*	*	70	11

SOURCE CODES (MATERIEL / SOURCE / MAINT / RECOVERABILITY)	FEDERAL STOCK NUMBER	DESCRIPTION	MANUFACTURER'S CODE	MANUFACTURER'S PART NO.	UNIT OF ISSUE	QTY INCORPORATED IN UNIT	GUIDE QUANTITIES PER 100 EQUIPMENTS: FIELD MAINTENANCE 15-DAY LEVEL 3RD ECH	GUIDE QUANTITIES PER 100 EQUIPMENTS: FIELD MAINTENANCE 15-DAY LEVEL 4TH ECH	GUIDE QUANTITIES PER 100 EQUIPMENTS: DEPOT MAINT 5TH ECH	ILLUSTRATIONS: FIGURE NO.	ILLUSTRATIONS: ITEM NO.	
X20	5315-013-7308	PIN COTTER: SCARIFIER LIFT CYLINDER PISTON ROD PIVOT PIN (USED ON GRADERS, SERIAL NOS. MD-14719 AND UP ONLY)				2	*	*	*	70	12	
X20	3805-393-7344	CYLINDER ASSEMBLY LEANING WHEEL	23926	SAB27567		1	*	*	*			
X2F		ROD ASSEMBLY, PISTON	23926	SA27566		1	*	*	*			
M F		LOCKWIRE: PISTON ROD GLAND SCREW AND PISTON CUP SCREW				3						
P F	9505-198-9105	MANUFACTURE FROM: WIRE, STEEL, CARBON (10 IN. REQUIRED FOR EACH LOCKWIRE)			CL		SEE GRP 9501					
X2F	5305-017-9841	SCREW, CAP, HEXAGON HEAD: PISTON ROD GLAND	23926	D8710		2	*	*	*			
X2F	3830-430-9194	RETAINER, PACKING: PISTON ROD PACKING GLAND	23926	D12697		1	*	*	*			
X2F	3830-447-3493	PACKING ASSEMBLY: PISTON ROD	23926	D12748		1	2	*	100			
P F		BOLT, MACHINE: CYLINDER STAY	23926	D27560		4	*	*	*			
X2F	5310-012-4847	NUT, PLAIN, HEXAGON: STAY BOLT				8	*	*	*			
X2F	5310-010-3325	WASHER, LOCK: STAY BOLT				8	*	*	*			
X2F		HEAD, CYLINDER	23926	B27519		1	*	*	*			
X2F	5330-618-0681	PACKING PREFORMED: CYLINDER HEAD MTG	23926	D30990		2	4	*	200			
05P F		CYLINDER	23926	D27559		1	*	*	*			
X2F	5310-187-1532	WASHER, FLAT: PISTON ROD TO PISTON GASKET	23926	D12747		1	*	*	*			
X2F	5305-430-9404	SCREW, CAP, HEXAGON HEAD: PISTON CUP MTG	23926	R10107		8	*	*	*			
X2F	3805-264-0197	RETAINER, PACKING: PISTON CUP	23926	D12752		2	*	*	*			
P F	3805-264-0227	CUP, COMPRESSION: PISTON PACKING	23926	D12750		2	3	*	40			
X2F	3830-162-9450	PISTON, SCARIFIER CYLINDER	23926	D12696		1	*	*	*			
X2F	5315-251-9997	PIN, STRAIGHT, HEADLESS: PISTON TO ROD LOCKING	23926	D12751		1	*	*	*			
X2F		HEAD, CYLINDER	23926	B27518		1	*	*	*			
X20	3805-393-7346	CYLINDER ASSEMBLY, ACTUATING: MOLDBOARD LIFT (USED ON GRADER, SERIAL NO. MD-17759 AND UP) (SAME AS RAM, STOCK NO. 4320-277-1024 EXCEPT WHERE INDIVIDUAL COMPONENTS ARE ANNOTATED)	23926	SAG34187		1	*	*	*			
X20	3805-395-7348	CYLINDER ASSEMBLY, HYDRAULIC: SCARIFIER LIFT (USED ON GRADERS, SERIAL NOS. MD-14719 AND UP ONLY) (SERIAL NOS. RANGE FOR STOCK NO. (23926) SA33672 APPLIES TO ALL INDENTED COMPONENTS)	23926	SA33672		1	*	*	*	90	7	
X2F		ROD, PISTON	23926	SA33677		1	*	*	*			
P1F	3830-661-9360	BEARING, SLEEVE	23926	D33675		1	*	*	10			
M F		LOCKWIRE: PISTON CUP AND PACKING GLAND SCREWS				3						
P F	9505-163-2143	MANUFACTURE FROM: WIRE, STEEL, CARBON (10 IN. REQUIRED FOR EACH LOCKWIRE)			LB		*	*	1			
X2F	5305-017-9841	SCREW, CAP, HEXAGON HEAD: PACKING GLAND	23926	D8710		2	*	*	*			
X2F	3830-430-9194	RETAINER, PACKING	23926	D12697		1	*	*	*			
P F	3830-447-3493	PACKING ASSEMBLY: PISTON ROD	23926	D12748		1	2	*	100			
X2F	5306-430-9222	ROD, THREADED END: STAY BOLT	23926	D21097		6	*	*	*			
X2F		HEAD, CYLINDER	23926	B12965		1	*	*	*			
X2F	5310-266-0387	NUT, PLAIN, HEXAGON: STAY BOLT				12	*	*	*			
X2F	5310-010-3323	WASHER, LOCK: STAY BOLT				12	*	*	*			
P F	5330-244-8169	GASKET: CYLINDER HEAD	23926	D12749		2	4	*	200			
X2F	3830-163-8766	CYLINDER, HYDRAULIC SCARIFIER	23926	D20876		1	*	*	*			
X2F	5310-187-1532	WASHER, FLAT: PISTON ROD TO PISTON GASKET	23926	D12747		1	*	*	*			
X2F	5305-430-9404	SCREW, CAP, HEXAGON HEAD: PISTON CUP RETAINER MTG	23926	R10107		8	*	*	*			
X2F	3805-264-0197	RETAINER, PACKING: PISTON CUP	23926	D12752		2	*	*	*			
P F	3805-264-0227	CUP, COMPRESSION	23926	D12750		2	3	*	40			
X2F	3830-162-9450	PISTON, SCARIFIER CYLINDER	23926	D12696		1	*	*	*			
X2F	5315-251-9997	PIN, STRAIGHT, HEADLESS: PISTON TO ROD LOCKING	23926	D12751		1	*	*	*			
X2F		HEAD, CYLINDER	23926	B12692		1	*	*	*			
X20	5315-251-9759	PIN, STRAIGHT, HEADED: SCARIFIER CYLINDER MTG	23926	D7259		1	*	*	*	90	20	
X20	5315-246-9055	PIN, STRAIGHT, HEADLESS: LEANING WHEEL CYLINDER HINGE	23926	D27561		1	*	*	*			
X20	3805-163-2126	CYLINDER ASSEMBLY, LIFT: MOLDBOARD LIFT, SIDE (USED ON GRADER, SERIAL NO. THRU MD-17758) NOTE: SERIAL NUMBER RANGES FOR STOCK NO. 3805-163-2126 APPLY TO ALL INDENTED COMPONENTS UNLESS OTHERWISE ANNOTATED.	23926	SAB20669		1	*	*	*			

SOURCE CODES				FEDERAL STOCK NUMBER	DESCRIPTION	MANUFACTURER'S CODE	MANUFACTURER'S PART NO.	UNIT OF ISSUE	QTY INCORPORATED IN UNIT	FIELD MAINTENANCE 15-DAY LEVEL 3RD ECH	FIELD MAINTENANCE 15-DAY LEVEL 4TH ECH	DEPOT MAINT 5TH ECH	ILLUSTRATIONS FIGURE NO.	ILLUSTRATIONS ITEM NO.
MATERIEL	SOURCE	MAINT	RECOVRBLTY											
	X2F			3805-163-8825	CONNECTOR ASSEMBLY, LIFT CYLINDER: RH	23926	SA20667		4	*	*	*		
	P1F			3805-430-9207	BEARING, SLEEVE: LIFT CYLINDER PIVOT	23926	D20122		4	*	*	40		
	X2F			3805-162-9397	PISTON, HYDRAULIC RH LIFT CYLINDER	23926	H7267		2	*	*	*		
	P F			3805-163-2303	CUP, COMPRESSION: PISTON, LEATHER	23926	R11469		4	6	*	80		
	X2F			3805-163-8767	CYLINDER, HYDRAULIC	23926	D21095		2	*	*	*		
	X20			4730-050-4208	FITTING, LUBRICATION	23926	1610		4	*	*	*		
	P F			5330-255-0344	GASKET: BOTTOM CYLINDER HEAD	23926	R11475		4	6	*	400		
	P F			5310-193-9834	WASHER, FLAT: PISTON ROD GASKET	23926	D7308		2	3	*	200		
	X2F			3805-163-2244	HEAD, CYLINER: HYDRAULIC LIFT	23926	B20734		2	*	*	*		
	X2F				HEAD, TOP CYLINDER (USED WITH CYLINDER ASSEMBLY STOCK NO. 3805-163-2126 ONLY)	23926	B26114		1	*	*	*		
	X2F				HEAD, TOP CYLINDER (USED WITH CYLINDER ASSEMBLY STOCK NO. 3805-163-2143 ONLY)	23926	B26115		1	*	*	*		
	X2F			3805-447-3551	LOCK PLATE, PISTON CUP: LIFT CYLINDER	23926	R11470		4	*	*	*		
	X2F			5310-011-4774	NUT, PLAIN, HEXAGON: THREADED ROD				24	*	*	*		
	P F			5330-447-3525	PACKING ASSEMBLY: PISTON ROD	23926	D7307		2	3	*	200		
	X2F			5315-251-9996	PIN, STRAIGHT, HEADLESS: PISTON LOCK	23926	D8506		2	*	*	*		
	X2F			3805-162-9397	PISTON, HYDRAULIC: LIFT CYLINDER	23926	H7267		2	*	*	*		
	X2F			3805-430-9327	RETAINER, PACKING: GLAND MTG	23926	D7368		2	*	*	*		
	X2F			3805-163-8823	ROD, PISTON:LIFT CYLINDER	23926	SA20665		2	*	*	*		
	X2F			5306-430-9222	ROD, THREADED END: STAY BOLT	23926	D20875		12	*	*	*		
	09X2F			5305-017-9841	SCREW, CAP, HEXAGON HEAD	23926	D8710		4	*	*	*		
	X2F			5305-430-9404	SCREW, CAP, HEXAGON HEAD: CYLINDER PACKING CUP	23926	R10107		16	*	*	*		
	X2F			5310-010-3323	WASHER, LOCK: THREADED ROD				24	*	*	*		
	M F				LOCKWIRE: GLAND SCREWS AND PISTON CUP SCREW MANUFACTURE FROM:				3					
	09P F			9505-163-2143	WIRE, STEEL, CARBON (10 IN. REQUIRED FOR EACH LOCKWIRE)			LB		*	*	1		
	X20			3805-163-2143	CYLINDER ASSEMBLY, LIFT: MOLDBOARD LIFT RH (USED ON GRADER SERIAL NO. MD-14401 THRU MD-17758 ONLY) (SAME AS CYLINDER ASSEMBLY, STOCK NO. 3805-163-2126 EXCEPT WHERE INDIVIDUAL COMPONENTS ARE ANNOTATED)	23926	SAB20668		1	*	*	*		
	X20				CYLINDER ASSEMBLY, SCARIFIER (USED ON GRADER, SERIAL NO. MD-14719 AND UP ONLY) NOTE: SERIAL NUMBER RANGES FOR STOCK NO. (23926) SA33668 APPLY TO ALL INDENTED COMPONENTS.	23926	SA33668		1	*	*	*		
	P F			3805-264-0227	CUP, COMPRESSION	23926	D12750		2	3	*	40		
	X2F			3830-163-8766	CYLINDER, HYDRAULIC SCARIFIER	23926	D20876		1	*	*	*		
	P F			5330-244-8169	GASKET: CYLINDER	23926	D12749		2	3	*	200		
	P F			5310-187-1532	WASHER, FLAT: PISTON ROD GASKET	23926	D12747		1	2	*	100		
	X2F				HEAD,CYLINDER	23926	B12965		1	*	*	*		
	X2F				HEAD, CYLINDER	23926	D12692		1	*	*	*		
	X2F			5310-266-0387	NUT, PLAIN, HEXAGON: THREADED ROD				12	*	*	*		
	PF			3830-447-3493	PACKING, ASSEMBLY: SCARIFIER CYLINDER PISTON ROD	23926	D12748		1	2	*	100		
	X2F			5315-251-9997	PIN, STRAIGHT, HEADLESS: PISTON LOCK	23926	D12751		1	*	*	*		
	X2F			3830-162-9450	PISTON, SCARIFIER CYLINDER	23926	D12696		1	*	*	*		
	X2F			3805-264-0197	RETAINER, PACKING: PISTON CUP	23926	D12752		2	*	*	*		
	X2F			3830-430-9194	RETAINER PACKING: PISTON ROD, SCARIFIER CYLINDER	23926	D12697		1	*	*	*		
	X2F				ROD, PISTON	23926	SA33677		1	*	*	*		
	P1F			3830-661-9360	BEARING, SLEEVE: PISTON ROD PIN	23926	D33675		1	*	*	10		
	X2F			5306-430-9222	ROD, THREADED END	23926	D20875		6	*	*	*		
	09X2F			5305-017-9841	SCREW, CAP, HEXAGON HEAD: GLAND MTG	23926	D8710		2	*	*	*		
	X2F			5305-430-9404	SCREW, CAP, HEXAGON HEAD: CYLINDER PACKING CUP RETAINER	23926	R10107		8	*	*	*		
	X2F			5310-010-3323	WASHER, LOCK: THREADED ROD				12	*	*	*		
	M F				LOCKWIRE: GLAND SCREWS AND PISTON CUP SCREW MANUFACTURE FROM:				3					
	P F			9505-596-1650	WIRE, STEEL, CARBON: (10 IN. REQUIRED FOR EACH LOCKWIRE)			CL		*	*	1		
	X20			4320-277-1024	RAM, HYDRAULIC: MOLDBOARD LIFT LEFT SIDE (USED ON GRADER, SERIAL NO. MD-17759 AND UP ONLY) NOTE: SERIAL NUMBER RANGES FOR STOCK NO. 4320-277-1024 APPLY TO ALL INDENTED COMPONENTS UNLESS OTHERWISE ANNOTATED.	23926	SAG34188		1	*	*	*		

CODES	FEDERAL STOCK NUMBER	DESCRIPTION	MANUFACTURER'S CODE	MANUFACTURER'S PART NO.	UNIT OF ISSUE	QTY INCORPORATED IN UNIT	FIELD MAINTENANCE 15-DAY LEVEL 3RD ECH	FIELD MAINTENANCE 15-DAY LEVEL 4TH ECH	DEPOT MAINT 5TH ECH	ILLUSTRATIONS FIGURE NO.	ILLUSTRATIONS ITEM NO.
P1F	3805-430-9207	BEARING, SLEEVE: LIFT CYLINDER PIVOT	23926	D20122		4	*	*	40	84	11
P F	3805-264-0227	CUP, COMPRESSION: CYLINDER PACKING	23926	D12750		4	6	*	80	84	8
X2F		CYLINDER HEAD, BARREL AND TRUNION SUPPORT ASSEMBLY (USED WITH CYLINDER ASSEMBLY STOCK NO. 3805-393-7346 ONLY)	23926	SAB34189		1	*	*	*	84	12
X2F		CYLINDER HEAD, BARREL AND TRUNION SUPPORT ASSEMBLY (USED WITH RAM, STOCK NO. 4320-277-1024 ONLY)	23926	SAB34190		1	*	*	*		
P F	5310-187-1532	WASHER, FLAT: PISTON ROD GASKET	23926	D12747		2	3	*	200	84	14
X2F		HEAD, TOP CYLINDER (USED WITH RAM STOCK NO. 4320-277-1024 ONLY)	23926	B12694A		1	*	*	*	84	15
X2F		HEAD, TOP CYLINDER (USED WITH CYLINDER ASSEMBLY STOCK NO. 3805-393-7346 ONLY)	23926	B12695A		1	*	*	*		
P F	3830-447-3493	PACKING ASSEMBLY: SCARIFIER CYLINDER PISTON ROD	23926	D12748		2	3	*	200	84	16
X2F	5315-251-9997	PIN, STRAIGHT, HEADLESS: PISTON TO PISTON ROD	23926	D12751		2	*	*	*	84	13
X2F		PISTON	23926	H12696		2	*	*	*	84	9
X2F		PISTON ROD ASSEMBLY	23926	SA35038		2	*	*	*	84	1
X2F	3805-264-0197	RETAINER, PACKING: PISTON CUP	23926	D12752		4	*	*	*	84	10
X2F	3830-430-9194	RETAINER, PACKING: PISTON ROD, SCARIFIER CYLINDER	23926	D12697		2	*	*	*	84	3
P F	5330-618-0681	PACKING, PREFORMED: CYLINDER TO HEAD GASKET	23926	D30990		2	3	*	200	84	6
09X2F	5305-261-1954	SCREW, CAP, HEXAGON HEAD: CYLINDER				12	*	*	*	84	4
X2F	5305-017-9843	SCREW, CAP, HEXAGON HEAD: LG CYLINDER				4	*	*	*	84	2
X2F	5305-430-9404	SCREW, CAP, HEXAGON HEAD: CYLINDER PACKING CUP RETAINER	23926	R10107		16	*	*	*	84	7
09X2F	5310-010-3325	WASHER, LOCK: CYLINDER CAPSCREW				12	*	*	*	84	5
M F		LOCKWIRE: GLAND SCREWS AND PISTON CUP SCREWS				6					
		MANUFACTURE FROM:									
P F	9505-596-1650	WIRE, STEEL, CARBON: (10 IN. REQUIRED FOR EACH LOCKWIRE)			CL		*	*	1		
X20	5315-010-3422	PIN, COTTER: LEANING, WHEEL CYLINDER HINGE PIN				2					
		4308 - OIL TANK									
P O	2910-496-4949	CAP, FUEL TANK: HYDRAULIC OIL TANK (USED ON 1HC GRADER, SERIAL NO. MD-14401 THRU MD-21013 AND GM GRADER SERIAL NO. MD-18982 THRU MD-21053)	23926	D28275		1	2	*	3		
X20		CLEANER, AIR	23926	D28439		1	*	*	*		
X20	4730-278-4503	ELBOW, PIPE TO TUBE: AIR CLEANER TUBE	30327	89L1-4X1-4		2	*	*	*		
09X20	5310-297-3942	NUT, PLAIN, HEXAGON: OIL TANK AND AIR CLEANER ATTACHING				4	*	*	*		
X20		TANK, HYDRAULIC OIL SUPPLY (USED ON 1HC GRADER, SERIAL NO. MD-14401 THRU MD-21013 AND GM GRADER, SERIAL NO. MD-18982 THRU MD-21053 ONLY)	23926	SAG33240		1	*	*	*		
X20		TANK ASSEMBLY: HYDRAULIC OIL SUPPLY (USED ON 1HC GRADER, SERIAL NO. MD-21014 AND UP ONLY)	23926	SA39371		1	*	*	*		
		NOTE: SERIAL NUMBER RANGES FOR STOCK NO. (23926) SA39371 APPLY TO ALL INDENTED COMPONENTS.									
X20		CAP, OIL TANK	23926	B39443		1	*	*	3	85	1
X20		SCREEN, TANKBASKET	23926	B39164		1	*	*	*	85	2
X20		SEAL, SCREEN	23926	D39171A		1	*	*	100	85	3
X20		SEAL, TANK CAP	23926	D39450A		1	*	*	100	85	7
X20		SPIDER, SCREEN	23926	SAH39174		1	*	*	*	85	5
X20		SPRING, SCREEN SPIDER	23926	D19688		1	*	*	*	85	6
X1		TANK: HYDRAULIC OIL	23926	SAG33240A		1					
X20		TANK ASSEMBLY, HYDRAULIC OIL SUPPLY (USED ON GM GRADER, SERIAL NO. MD-21054 AND UP)	23926	SA39471		1	*	*	*		
		NOTE: SERIAL NUMBER RANGES FOR STOCK NO. (23926) SA39471 APPY TO ALL INDENTED COMPONENTS)									
X20		CAP, OIL TANK	23926	B39443		1	*	*	3		
X20		SEAL, SCREEN	23926	D39171A		1	*	*	100		
X20		SEAL, TANKCAP	23926	D39450A		1	*	*	100		
X20		SPIDER, SCREEN	23926	SAH39174		1	*	*	*		

MATERIEL	SOURCE	MAINT	RECOVERABILITY	FEDERAL STOCK NUMBER	DESCRIPTION	MANUFACTURER'S CODE	MANUFACTURER'S PART NO.	UNIT OF	QTY INCORPORATED IN UNIT	FIELD MAINTENANCE 15-DAY LEVEL 3RD ECH	FIELD MAINTENANCE 15-DAY LEVEL 4TH ECH	DEPOT MAINT 5TH ECH	FIGURE NO.	ITEM NO.
	X20				SPRING, SCREEN SPIDER	23926	D19688		1	*	*	*		
	X20				SCREEN, TANK BASKET	23926	B39164		1	*	*	*		
	X1				TANK: HYDRAULIC OIL	23926	SAG39442		1					
	X20				TOOL BOX AND HYDRAULIC OIL SUPPLY TANK (WELDED ASSEMBLY) (USED ON GM GRADER, SERIAL NO. MD-19392 THRU MD-21053 ONLY)	23926	SAB37244		1	*	*	*	85	4
	09X20	5310-010-3325			WASHER, LOCK: OIL TANK AND AIR CLEANER ATTACHING				4	*	*	*		
	X20				TUBE, AIR CLEANER TO TANK (USED WITH IHC ENGINES ONLY)	23926	D28375		1	*	*	*		
	X20				TUBE, AIR CLEANER TO TANK (USED WITH GM ENGINES ONLY)	23926	B40600		1	*	*	*		
					GROUP 47 - GAGES									
					4701 - INSTRUMENTS SPEED AND DISTANCE									
	P10	6680-861-6773			ODOMETER, MILEAGE	23926	SA33645		1	*	*	5		
					GROUP 74 - EARTH WORKING EQUIPMENT									
					7425 - MOLDBOARD ASSEMBLY									
	X20	5306-266-0726			BOLT, SQUARE NECK: MOLDBOARD				16	*	*	*		
	X20				BRACKET, MOLDBOARD ADJUSTING: LH	23926	SAG31984		1	*	*	*	86	
	X20				BRACKET, MOLDBOARD ADJUSTING: RH	23926	SAG31985		1	*	*	*	86	
	M O	3805-163-2256			CUTTING EDGE, MOLDBOARD, GRADER	23926	H44833		1				86	
	P O	3805-227-0490			MANUFACTURE FROM: CUTTING EDGE, MOLDBOARD, GRADER				1	30	*	100		
	X20				MOLDBOARD ASSEMBLY	23926	SA20673		1	*	*	*		
	P O	3805-127-6917			BIT, MOLDBOARD END: LH	23926	H20112		1	30	*	100	86	
	P O	3805-127-6916			BIT, MOLDBOARD END: RH	23926	H20111		1	30	*	100	86	
	09X20	5310-199-5297			NUT, SLOTTED, HEXAGON: PIVOT STUD	23926	D4035		2	*	*	*		
	09X20	5310-208-1982			NUT, PLAIN, SQUARE: MOLDBOARD PLOW BOLT				16	*	*	*		
	X20	5315-010-3426			PIN, COTTER: PIVOT STUD NUT				2	*	*	*		
	X20				STUD PIVOT	23926	D31990		2	*	*	*		
	09X20	5310-010-3345			WASHER, FLAT: MOLDBOARD PLOW BOLT				16	*	*	*	86	
	09X20	5305-021-6159			SCREW, CAP, HEXAGON HEAD: MOLDBOARD BRACKET TO CIRCLE MTG				2	*	*	*	86	
	X20	5315-010-3426			PIN, COTTER: MOLDBOARD BRACKET TO CIRCLE SCREW				2	*	*	*		
	09X20	5310-010-2642			NUT, PLAIN, HEXAGON: MOLDBOARD BRACKET TO CIRCLE SCREW				2	*	*	*		
	09X20	5310-012-1326			WASHER, LOCK: MOLDBOARD BRACKET TO CIRCLE SCREW				2	*	*	*		
					7428 - CIRCLE AND DRAWBAR ASSEMBLY									
	09X20	5306-261-2668			BOLT, MACHINE: CIRCLE SHOE TO DRAWBAR				4	*	*	*		
	09X20	5306-261-2695			BOLT, MACHINE: CIRCLE TO DRAWER				4	*	*	*		
	09X20	5305-266-6426			SCREW, CAP, HEXAGON HEAD: CIRCLE TO DRAW BAR				2	*	*	*		
	X20				BRACKET RADIAL ADJUSTING: CIRCLE SUPPORT	23926	H32051		2	*	*	*		
	X20				CIRCLE ASSEMBLY, DRAW BAR	23926	SAG32271		1	*	*	*		
	X20				DRAW BAR ASSEMBLY, FRAME (USED ON GRADERS, SERIAL NOS. MD-14401 THRU MD-19416 ONLY)	23926	SAG32272A		1	*	*	*		
	X20	4730-050-4208			FITTING, LUBRICATION: DRAW BAR BALL STUD	95879	1610		2	*	*	*		
	09X20	5310-010-2641			NUT, PLAIN, HEXAGON: ADJUSTING SETSCREW				8	*	*	*		
	09X20	5310-012-2463			NUT, PLAIN, HEXAGON: CIRCLE SHOE TO DRAW BAR BOLT				4	*	*	*		
	09X20	5310-596-4301			NUT, PLAIN, HEXAGON: CIRCLE TO DRAW BAR BOLT				6	*	*	*		
	09X20	5305-587-2682			SCREW, CAP, HEXAGON HEAD				4	*	*	*		
	X20	5305-281-4521			SETSCREW: ADJUSTING BRACKET				4	*	*	*		
	P O	3805-393-7343			SHIM, CIRCLE SUPPORT: FRONT	23926	D32053		12	7	*	120		
	X20				SHIM, CIRCLE SUPPORT: REAR	23926	H32062		13	*	*	130		
	P10	3805-430-9213			SHIM, SOCKET DRAW BAR (AS REQUIRED)	23926	H32063		2	*	*	10		
	P10	3805-217-3617			SHOE, DRAW BAR CIRCLE: FRONT	23926	D20185		2	*	*	6		
	P10	3805-217-3616			SHOE, DRAW BAR CIRCLE: REAR	23926	H32050		2	*	*	6		
	X20	5310-010-6270			WASHER, FLAT: CIRCLE SHOE TO DRAW BAR BOLT	23926	H32047		4	*	*	*		
	09X20	5310-010-3327			WASHER, LOCK				4	*	*	*		
	09X20	5310-012-1326			WASHER, LOCK: CIRCLE SHOE TO DRAW BAR BOLT				4	*	*	*		
	X20	5310-010-3326			WASHER, LOCK: CIRCLE TO DRAW BAR BOLT				4	*	*	*		
	X20				WASHER, SPECIAL				6	*	*	*		
	P10	5310-371-7095			SHIM, CIRCLE	23926	D32052		4	*	*	*		
	05X20				DRAW BAR ASSEMBLY (USED ON GRADERS, SERIAL NOS. MD-19417 AND UP ONLY)	23926	D19107		1	*	*	12		
						23926	SAG32272B		1	*	*	*		

MATERIEL	SOURCE	MAINT	RECOVERABILITY	FEDERAL STOCK NUMBER		MANUFACTURER'S CODE	MANUFACTURER'S PART NO.	UNIT OF ISSUE	QTY INCORPORATED IN UNIT	FIELD MAINTENANCE 15-DAY LEVEL 3RD ECH	FIELD MAINTENANCE 15-DAY LEVEL 4TH ECH	DEPOT MAINT 5TH ECH	FIGURE NO.	ITEM NO.
					7429 - CIRCLE REVERSE DRAWBAR SIDE SHIFT AND LEFT MECHANISM									
X2F				3805-803-3376	CIRCLE REVERSE ASSEMBLY (USED ON GRADERS, SERIAL NOS. MD-14401 THRU MD-21179 ONLY) (SERIAL NO. RANGE FOR STOCK NO. 3805-803-3376 APPLIES TO ALL INDENTED COMPONENTS)	23926	SAG28787B		1	*	*	*		
09X2F				5306-637-9300	BOLT, MACHINE: CASE ASSEMBLY (USED ON GRADERS, SERIAL NOS. MD-14401 THRU MD-20650 ONLY)	23926	D30542		18	*	*	*	88	1
X20				4730-193-0875	BUSHING, PIPE; CIRCLE REVERSE GEAR CASE (GE)				1	*	*	*		
X2F					CAP, CIRCLE REVERSE GEAR CASE, WORM, END	23926	D28765		1	*	*	*	88	20
X2F					CAP: GEAR CASE COVER	23926	H28751		1	*	*	*	88	3
X2F					CONE AND ROLLERS, TAPERED ROLLER BEARING	60038	43131		2	*	*	20	88	16
09P1F				3110-100-3599	CONE AND ROLLERS, TAPERED ROLLER BEARING	60038	47686		2	*	*	20	88	10
09P1F				3110-100-3611	COUPLING, SHAFT, RIGID: MOTOR TO WORM	23926	D28769		1	*	*	*		
X2F				3805-141-2316	CUP, TAPERED ROLLER BEARING	60038	43312		2	*	*	20	88	15
09P1F				3110-100-0585	CUP, TAPERED ROLLER BEARING	60038	47620		2	*	*	20	88	9
09P1F				3110-100-0589	GASKET: CIRCLE REVERSE HOUSING COVER	23926	H28760		1	2	*	100	88	8
P 0				3805-163-2137	GEAR, WORM WHEEL: CIRCLE REVERSE	23926	B28763		1	*	*	5	88	11
P1F				3805-430-9192	GEAR CASE: CIRCLE REVERSE	23926	G28758		1	*	*	*	88	21
X2F					KEY, MACHINE: CIRCLE REVERSE WORM GEAR	23926	D28767		1	*	*	*	88	13
X2F				5315-261-3578	KEY, WOODRUFF: WORM TO SHAFT MTG	23926	D27070		2	*	*	*	88	17
09X2F				5315-012-4551	COVER, CIRCLE REVERSE GEAR CASE	23926	B28759		1	*	*	*	88	7
X2F					NUT, CASTELLATED HEXAGON: GEAR SHAFT	23926	D4357		1	*	*	*	88	24
09X2F				5310-010-9883	PIN, COTTER: SHAFT LOCK NUT				1	*	*	*	88	5
X2F				5315-010-3425	PLUG, PIPE: OIL LEVEL (GE)				1	*	*	*		
X20				4730-278-3389	PLUG, PIPE: OIL FILLER (GE)				1	*	*	*	88	6
X20				4730-010-3875	SEAL, PLAIN ENCASED: CIRCLE REVERSE GEAR CASE	80201	350214		1	2	*	100	88	12
P F				5330-291-1639	SHAFT AND GEAR, CIRCLE REVERSE: GEAR CASE	23926	SA28801A		1	*	*	5	88	14
P1F				3805-512-6345	WORM SHAFT CIRCLE REVERSE	23926	H28766		1	*	*	3	88	18
P1F				3805-430-9360	SHIM: GEAR HOUSING CAP	23926	D28762		1	*	*	10	88	4
P1F				3805-371-7096	SHIM: WORM END CAP	23926	D28781		1	*	*	10	88	19
P1F				3805-608-1712	VALVE ASSEMBLY, BREATHER: CIRCLE REVERSE GEAR CASE	23926	D33603		1	*	*	*		
X20				3805-393-7340	WASHER, LOCK: CASE ASSEMBLY BOLT (USED ON GRADERS, SERIAL NOS. MD-14401 THRU MD-20650 ONLY)				18	*	*	*	88	2
09X2F				5310-261-7340	BOLT, MACHINE, HEXAGON HEAD: END CAP AND COVER CAP MTG (USED ON GRADERS, SERIAL NOS. MD-20651 THRU MD-21179 ONLY)	23926	D30542		12	*	*	*		
X2F				5306-637-9300	WASHER, LOCK: END CAP AND COVER CAP MTG SCREW (USED ON GRADERS, SERIAL NOS. MD-20651 THRU MD-21179 ONLY)				12	*	*	*		
X2F				5310-261-7340	SCREW, CAP, HEXAGON HEAD: GEAR CASE COVER MTG (USED ON GRADERS, SERIAL NOS. MD-20651 THRU MD-21179 ONLY)	23926	D39222		6	*	*	*	88	23
X2F				5305-022-3627	WASHER, LOCK: GEAR CASE COVER MTG SCREW (USED ON GRADERS, SERIAL NOS. MD-20651 THRU MD-21179 ONLY)				6	*	*	*	88	22
X2F				5310-010-3323	GASKET: FLUID MOTOR MTG	23926	D28807		1	SEE GRP 4306				
P 0				3805-255-0343	BOLT, INTERNAL WRENCHING: CIRCLE REVERSE GEAR CASE TO DRAW BAR MTG	23926	D28897		2	*	*	*		
X20				5306-292-8747	SCREW, CAP, HEXAGON HEAD: CIRCLE REVERSE GEAR CASE TO DRAW BAR MTG				2	*	*	*		
09X20				5305-261-1971	BOLT, MACHINE: MOLDBOARD HANG ROD BALL CAP MTG				4	*	*	*		
09X20				5306-206-9626	CAP, BALL SIDE SHIFT TELESCOPE ROD (USED ON GRADERS, SERIAL NOS. MD-14401 THRU MD-19416 ONLY)	23926	H31509		2	*	*	*		
X20					CONTROL ASSEMBLY, SIDE SHIFT	23926	SAB23363		1	*	*	*		
X2F					SHAFT, AND ARM SHIFTER: MOLDBOARD SIDE SHIFT	23926	SA22715		1	*	*	3		
P1F				3805-778-3503	ARM, SIDE SHIFT	23926	SAH31036		1	*	*	*	89	39
X2F					KEY MACHINE: SIDE SHIFT SHAFT	23926	D22714		1	*	*	*	89	40
09X2F				5315-054-2927	SHAFT, SIDE SHIFT	23926	H22434		1				89	41
X1					BEARING, SLEEVE SIDE SHIFT SHAFT	23926	H20738		1	*	*	50	89	36
P1F				3805-430-9341	BEARING SUPPORT WORM GEAR CASE SIDE SHIFT SHAFT	23926	SAH21127		1	*	*	*	89	35
X2F					BEARING UNIT, WORM GEAR SHAFT	23926	SA21206		1	*	*	*	89	20
X2F				3805-164-5285	BEARING, SLEEVE: WORM SHAFT, SIDE SHIFT GEAR	23926	D20151		1	*	*	50	89	21
P1F				3805-430-9210										

MATERIEL	SOURCE	MAINT	RECOVERABILITY	FEDERAL STOCK NUMBER		MANUFACTURER'S CODE	MANUFACTURER'S PART NO.	UNIT OF ISSUE	QTY INCORP IN UNIT	MAINTENANCE 15-DAY LEVEL 3RD ECH	MAINTENANCE 15-DAY LEVEL 4TH ECH	DEPOT MAINT 5TH ECH	FIGURE NO.	ITEM NO.
X1					BUSHING	23926	H20170		1	*	*	*	89	19
X2F				5306-017-9816	BOLT, MACHINE: GEAR CASE COVER MTG				4	*	*	*	89	18
09X2F				5306-012-2017	BOLT, MACHINE: COVER MTG				6	*	*	*		
09X2F				5306-208-5585	BOLT, MACHINE: SIDE SHIFT CASE TO FRAME MTG				2	*	*	*		
X2F				5306-430-9245	BOLT, MACHINE: SIDE SHIFT GEAR CASE	23926	D22733		3	*	*	*	89	28
X2F				5306-017-9816	BOLT, MACHINE: WORM GEAR CASE				4	*	*	*	89	15
X2F				3805-344-1167	CAP, ADJUSTING, BEARING: SIDE SHIFT CASE	23926	D3589		1	*	*	*	89	3
09P1F				3110-142-4355	CONE AND ROLLERS, TAPERED ROLLER BEARING: WORM SHAFT BEARING	60038	14125		2	*	*	20	89	6
X2F					CASE ASSEMBLY: SIDE SHIFT GEAR	23926	SA 32479		1	*	*	*	89	13
P F				3805-447-3502	BEARING, SLEEVE: WORM GEAR SHAFT	23926	D20168		2	2	*	100	89	4
09X2F				5310-596-4301	NUT, PLAIN, HEXAGON: BEARING CAP MTG SCREW				4	*	*	*		
09P1F				3110-100-0518	CUP, TAPERED ROLLER BEARING: WORM SHAFT BEARING	60038	14283		2	*	*	20	89	8
X2F					COVER, SIDE SHIFT GEAR CASE	23926	H3449		1	*	*	*	89	16
X2F				3805-430-9209	COVER GEAR CASE	23926	D20148		1	*	*	*	89	24
X20				4730-050-4208	FITTING, LUBRICATION	95879	1610		4	*	*	*	89	32
X20				4730-172-0034	FITTING, LUBRICATION	95879	1613		1	*	*	*		
X20				4730-279-0359	FITTING, LUBRICATION	95879	1688		1	*	*	*		
P1F				3805-430-9345	GEAR, WORM WHEEL: SIDE SHIFT	23926	H21364		1	*	*	5	89	21
X2F					GEAR CASE, WORM GEAR	23926	SA21205		1	*	*	*	89	25
P1F				3805-430-9212	BEARING, SLEEVE: WORM	23926	D20169		1	*	*	50	89	31
P1F				3805-430-9211	BEARING SLEEVE: WORM SHAFT	23926	D20165		1	*	*	50	89	34
X1					CASE, GEAR	23926	B20145		1					
P1F				3805-163-2345	GEAR, WORM WHEEL	23926	H24057		1	*	*	5	89	11
09X2F				5315-197-1823	KEY, MACHINE: WORM GEAR	23926	D24056		1	*	*	*	89	42
09X2F				5315-011-7982	KEY, WOODRUFF: WORM SHAFT				1	*	*	*	89	12
09X2F				5310-266-0425	NUT, SLOTTED, HEXAGON: BEARING RETAINING	23926	D4386		2	*	*	*	89	30
X2F				5310-430-9319	NUT, SLOTTED HEXAGON: SHAFT	23926	D4380		1	*	*	*	89	14
X2F				5310-430-9456	NUT, SLOTTED, HEXAGON: WORM SHAFT	23926	R14050		1	*	*	*	89	26
09X2F				5315-010-3389	PIN, COTTER: WORM SHAFT				1	*	*	*	89	27
09X2F				5315-010-3425	PIN, COTTER: BEARING RETAINING NUTS				2	*	*	*	89	33
X2F				5315-011-9466	PIN COTTER, SHAFT NUT				1	*	*	*	89	40
X20				4730-263-3123	PLUG, PIPE (GE)				1	*	*	*	89	41
X2F				5305-430-9328	SCREW, CAP, HEXAGON HEAD: BEARING RETAINING	23926	D7340		2	*	*	*	89	36
09X2F				5305-021-6394	SCREW, CAP, HEXAGON HEAD: BEARING CUP				4	*	*	*	89	37
X2F				2520-163-2226	SHAFT AND WORM GEAR, SIDE SHIFT	23926	H21363		1	*	*	*	89	22
X2F					SHAFT ASSEMBLY, WORM	23926	SA30539		1	*	*	*		
X1				3040-239-4832	COLLAR, SHAFT	23926	D3838		2				89	
X1				3805-430-9362	GEAR, WORM	23926	H3833A		1				89	
09X2F				5315-012-4551	KEY, WOODRUFF: WORM GEAR		D27070		2	*	*	*	89	10
09X2F				5320-010-4092	RIVET, SOLID: COLLAR ATTACHING				2	*	*	*	89	
X1				3805-430-9340	SHAFT, SIDE SHIFT WORM	23926	H20171		1				89	17
P1F				2520-430-9310	SHIM: BEARING ADJUSTING, SIDE SHIFT CASE (AS REQUIRED)	23926	D3591			*	*	10	89	
P1F				3805-430-9219	SHIM, SIDE SHIFT BEARING (AS REQUIRED)	23926	D20736			*	*	10	89	38
09X2F				5310-010-3320	WASHER, LOCK: COVER BOLT AND BEARING UNIT BOLT				14	*	*	*	89	11
09X2F				5310-013-1046	WASHER, LOCK: BEARING CAP 3/4				4	*	*	*	89	
X2F				3805-430-9314	WASHER, THRUST: WORM GEAR	23926	D3167		2	*	*	*	89	20
55X20				3010-430-9527	COUPLING, SHAFT, UNIVERSAL: STEERING GEAR	23926	SAH28778		1	SEE	GRP	9901		
X20				5310-011-4508	NUT, PLAIN, HEXAGON: SIDE SHAFT GEAR CASE TO FRAME BOLT				2	*	*	*		
09X20				5310-596-4301	NUT, PLAIN, HEXAGON: SIDE SHIFT TELESCOPE ROD BALL CAP (USED ON GRADERS, SERIAL NOS. MD-14401 THRU MD-19641 ONLY)				4	*	*	*		
X20				5315-013-7185	PIN, COTTER: UNIVERSAL JOINT PIN				6	*	*	*		
X20				5315-251-9758	PIN, STRAIGHT, HEADED: SIDE SHIFT ROD	23926	D21758		1	*	*	*		
05X2F					GEAR CASE ASSEMBLY, CIRCLE REVERSE (USED ON GRADERS, SERIAL NOS. MD-21180 AND UP ONLY) (SERIAL NO. RANGE FOR STOCK NO. (23926) SAG 39362B APPLIES TO ALL INDENTED COMPONENTS)	23926	SAG39362B		1	*	*	*		
X2F				3805-512-6345	SHAFT AND GEAR: CIRCLE REVERSE PINION	23926	SA28801A		1	*	*	*		
X2F				5310-010-9883	NUT, CASTELLATED, HEXAGON: WORM GEAR TO SHAFT MOUNTING	23926	D4537		1	*	*	*		
05P1F				3805-371-7096	SHIM: GEAR CASE LID CAP	23926	D28762		1	*	*	*		
X2F					CAP, END, WORM SHAFT	23926	D28765		1	*	*	10		
X2F				5315-261-3578	KEY, MACHINE: WORM WHEEL TO PINION SHAFT MTG	23926	D28767		1	*	*	*		
X2F				2805-141-2316	COUPLING, SHAFT, RIGID: WORM SHAFT DRIVE	23926	D28769		1	*	*	*		

CODES: MATERIEL	SOURCE	MAINT	RECOVRBLTY	FEDERAL STOCK NUMBER	DESCRIPTION	MANUFACTURER'S CODE	MANUFACTURER'S PART NO.	UNIT OF ISSUE	QTY INCORPORATED IN UNIT	FIELD MAINTENANCE 15-DAY LEVEL 3RD ECH	FIELD MAINTENANCE 15-DAY LEVEL 4TH ECH	DEPOT MAINT 5TH ECH	FIGURE NO.	ITEM NO.
P1F				3805-608-1712	SHIM: WORM SHAFT END CAP	23926	D28781		1	*	*	10		
P1F				3110-100-3611	CONE AND ROLLERS, TAPERED ROLLER BEARING: WORM WHEEL	60038	47686		2	*	*	20		
P1F				3110-100-0585	CUP, TAPERED ROLLER BEARING: WORM SHAFT BEARING	60038	43312		2	*	*	20		
P1F				3110-100-3599	CONE CONE AND ROLLERS, TAPERED ROLLER BEARING: WORM SHAFT	60038	43131		2	*	*	20		
P1F				3110-100-0589	CUP, TAPERED ROLLER BEARING: PINION SHAFT WORM WHEEL	60038	47620		2	*	*	20		
P1F				5330-291-1639	SEAL, PLAIN, ENCASED: PINION SHAFT OIL	80201	350214		1	2	*	100		
P O				3805-255-0343	GASKET: CIRCLE REVERSE MOTOR MTG	23926	D28807		1	SEE GRP 4306				
X2F					CAP, GEAR CASE LID	23926	H28761		1	*	*	*		
P1F				3805-430-9360	WORM SHAFT	23926	H28766		1	*	*	3		
X2F					GASKET: GEAR CASE LID	23926	H39196		1	*	*	101		
X2F					LID: GEAR CASE	23926	B39215A		1	*	*	*		
P1F				3805-430-9192	GEAR, WORM WHEEL: PINION SHAFT	23926	B28763		1	*	*	5		
X2F					CASE, GEAR	23926	G39214A		1	*	*	*		
X2F				5315-012-4551	KEY, WOODRUFF: DRIVE COUPLING	23926	D27070		2	*	*	*		
X20				4730-278-3389	PLUG, PIPE: OIL LEVEL				1	*	*	*		
X20				4730-010-3875	PLUG, PIPE: OIL FILLER				1	*	*	*		
X2F				5310-261-7340	WASHER, LOCK: END CAP AND LID CAP MTG SCREW				12	*	*	*		
X2F				5315-010-3425	PIN, COTTER: WORM WHEEL TO PINION SHAFT NUT				1	*	*	*		
X2F				5310-010-3323	WASHER, LOCK: LID CAP MTG				6	*	*	*		
X2F				5306-637-9300	BOLT, MACHINE, HEXAGON HEAD: END CAP, AND LID CAP MTG	23926	D30542		12	*	*	*		
X2F				5305-022-3627	SCREW, CAP, HEXAGON HEAD: GEAR CASE LID CAP MTG	23926	D39222		6	*	*	*		
X2F					SCREW, CAP, SOCKET HEAD: FLUID MOTOR MTG	23926	D28709		6	SEE GRP 4306				
X20				5305-261-1976	SCREW, CAP, HEXAGON HEAD: CIRCLE REVERSE GEAR CASE TO DRAWBAR MTG 3/4-10x5 NC				2	*	*	*		
X20				5310-596-4301	NUT, PLAIN, HEXAGON: SIDE SHIFT TELESCOPE ROD 3/4-16 (USED ON GRADERS, SERIAL NOS. MD-19417 AND UP ONLY)				2	*	*	*		
X2F					ROD, SIDE SHIFT TELESCOPE, MALE (USED ON GRADERS, SERIAL NOS. MD-19417 AND UP ONLY)	23926	SA35805		1	*	*	*		
X2F					ROD, SIDE SHIFT TELESCOPE, FEMALE (USED ON GRADERS, SERIAL NOS. MD-19417 AND UP ONLY)	23926	SAH35373		1	*	*	*		
X2F					SHIM: SIDE SHIFT ROD END CAP (AS REQUIRED) (USED ON GRADERS, SERIAL NOS. MD-19417 AND UP ONLY)	23926	D35377			*	*	*		
X2F					CAP, BALL: SIDE SHIFT TELESCOPE ROD (USED ON GRADERS, SERIAL NOS. MD-19417 AND UP ONLY)	23926	H31509		1	*	*	*		
X20				5315-255-2386	PIN, STRAIGHT, HEADLESS: UNIVERSAL JOINT	23926	D23214		3	*	*	*		
X20					ROD, TELESCOPE, FEMALE (USED ON GRADERS, SERIAL NOS. MD-14401 THRU MD-19416 ONLY)	23926	SAH21565		1	*	*	*		
X20					ROD, TELESCOPE, MALE (USED ON GRADERS, SERIAL NOS. MD-14401 THRU MD-19416 ONLY)	23926	SAH21564		1	*	*	*		
X20					SHAFT, SIDE SHIFT DRIVE	23926	D29361		1	*	*	*		
P10				3805-162-9451	SHIM, BALL CAP: SIDE SHIFT TELESCOPE ROD AND MOLD BOARD HANG ROD (AS REQUIRED)	23926	D12699			SEE GRP 9901				
P10				3010-430-9522	UNIVERSAL JOINT: SIDE SHAFT	23926	SAD23083		1	SEE GRP 9901				
X20				5310-010-3326	WASHER, LOCK: CIRCLE REVERSE GEAR CASE TO DRAWBAR MTG SCREW (6) AND SIDE SHIFT GEAR CASE MTG SCREW (4)				10	*	*	*		
X20				5310-596-4301	NUT, PLAIN, HEXAGON: SIDE SHIFT GEAR CASE MTG BOLT				4	*	*	*		
X20				5306-261-2691	BOLT, MACHINE: SIDE SHIFT GEAR CASE MTG				4	*	*	*		
X20				5306-206-9626	BOLT, MACHINE: SIDE SHIFT TELESCOPE ROD (USED ON GRADERS, SERIAL NOS. MD-14401 THRU MD-19416 ONLY)				4	*	*	*		
X20				5306-206-9626	BOLT, MACHINE: SIDE SHIFT TELESCOPE ROD (USED ON GRADERS, SERIAL NOS. MD-19417 AND UP ONLY)				2	*	*	*		
X20				5310-596-4301	NUT, PLAIN, HEXAGON: SIDE SHIFT TELESCOPE ROD (USED ON GRADERS, SERIAL NOS. MD-14401 THRU MD-19416 ONLY)				4	*	*	*		
X20				5310-010-3326	WASHER, LOCK: SIDE SHIFT TELESCOPE ROD (USED ON GRADERS, SERIAL NOS, MD-14401 THRU MD-19416 ONLY)				4	*	*	*		

CODES	FEDERAL STOCK NUMBER	DESCRIPTION	MANUFACTURER'S CODE	MANUFACTURER'S PART NO.	UNIT OF ISSUE	QTY INCORPORATED IN UNIT	PER 100 EQUIPMENTS: FIELD MAINTENANCE 16-DAY LEVEL 3RD ECH	PER 100 EQUIPMENTS: FIELD MAINTENANCE 16-DAY LEVEL 4TH ECH	PER 100 EQUIPMENTS: DEPOT MAINT 5TH ECH	ILLUSTRATIONS: FIGURE NO.	ILLUSTRATIONS: INDEX NO.
X20	5310-010-3326	WASHER, LOCK: SIDE SHIFT TELESCOPE ROD (USED ON GRADERS, SERIAL NOS. MD-19417 AND UP ONLY)				2	*	*	*		
X20		CAP, BALL: MOLDBOARD HANG ROD	23926	H31509		4	SEE GRP 9901				
X20	4730-050-4208	FITTING, LUBRICATION	99379	1610		8	*	*	*		
X20	4730-172-0034	FITTING, LUBRICATION	99379	1613		6	*	*	*		
09X20	5310-596-4301	NUT, PLAIN, HEXAGON: BALL STUD CAP HANG ROD				8	*	*	*		
X20	5315-251-9758	PIN, STRAIGHT, HEADED: HANG ROD ADJUSTING LOCK	23926	D21758		2	*	*	*		
X20		ROD, HANG, FEMALE	23926	SA21130		2	*	*	*		
X20		ROD, HANG, MALE	23926	SA21131		2	*	*	*		
X20	5305-207-2603	SCREW, CAP, HEXAGON HEAD: HANG ROD BALL CAP MTG				8	*	*	*		
X20		SHAFT ASSEMBLY, LIFT: L H	23926	SA28392		1	*	*	*		
X20		BEARING ASSEMBLY	23926	SA21806A		2	*	*	*		
X1		BEARING, LIFT SHAFT, FRONT	23926	H21806A		2					
P O	3805-430-9218	BEARING, SLEEVE: LIFT SHAFT, FRONT	23926	D20732		2	2	*	100	87	15
X20		BEARING ASSEMBLY	23926	SA22718		2	*	*	*	87	1
X1		BEARING, LIFT SHAFT, REAR	23926	H21423		2					
P O	3805-430-9218	BEARING, SLEEVE: LIFT SHAFT, REAR	23926	D20732		2	2	*	100	87	2
X20		COLLAR, LIFT ARM ADJUSTING, FRONT: L H (USED WITH SHAFT ASSEMBLY, STOCK No. 23926 SA28392 ONLY)	23926	B30278		1	*	*	*		
X20		ARM ASSEMBLY, ADJUSTABLE LIFT: L H (USED WITH SHAFT ASSEMBLY, STOCK No. 23926 SA28392 ONLY)	23926	SAH31039		1	*	*	*	87	16
X20		ARM ASSEMBLY, ADJUSTABLE LIFT: R H (USED WITH SHAFT ASSEMBLY, STOCK No. 23926 SA28391 ONLY)	23926	SAH31038		1	*	*	*	87	16
X20	5306-261-2678	BOLT, MACHINE: LIFT ARM ADJUSTABLE COLLAR TO SHAFT CLAMPING				4	*	*	*	87	22
X20	3040-239-4829	COLLAR, SHAFT: FRONT BEARING	23926	D21685		2	*	*	*	87	13
X20	5310-011-4500	NUT, PLAIN, HEXAGON: ADJUSTABLE COLLAR CLAMP BOLT				4	*	*	*	87	6
X20	5310-011-4508	NUT, PLAIN, HEXAGON: COLLAR SET SCREW LOCKING				4	*	*	*	87	21
09X20	5305-010-2617	SET SCREW: FRONT BEARING COLLAR				2	*	*	*	87	17
09X20	5305-013-7662	SET SCREW: LIFT ARM COLLAR MTG				2	*	*	*		
09X20	5305-013-9230	SET SCREW: REAR COLLAR MTG				2	*	*	*	87	23
09X20	5310-010-3327	WASHER, LOCK: ADJUSTABLE COLLAR CLAMPING BOLT				4	*	*	*	87	5
X20		COLLAR, LIFT ARM ADJUSTING, REAR: LH (USED WITH SHAFT ASSEMBLY, STOCK No. 23926 SA28392 ONLY)	23926	B35985		1	*	*	*		
X20		COLLAR, LIFT ARM ADJUSTING, FRONT: RH (USED WITH SHAFT ASSEMBLY, STOCK No. 23926 SA28391 ONLY)	23926	B20750		1	*	*	*	87	7
X20		COLLAR, LIFT ARM ADJUSTING, REAR: RH (USED WITH SHAFT ASSEMBLY, STOCK No. 23926 SA28391 ONLY)	23926	B35984		1	*	*	*	87	3
09X20	5315-054-2972	KEY, MACHINE				2	*	*	*	87	19
X20	5315-164-5289	PIN, LOCK, HIGH LIFT CIRCLE: RH SHAFT	23926	D20741		2	*	*	*	87	20
X20	3805-374-8758	PLUNGER ASSEMBLY, LOCK, LIFT SHAFT	23926	SA21831		2	*	*	*		
X1	4730-430-9206	BUSHING, MACHINE THREAD: PLUNGER SPRING CAP	23926	SA30144		2	*	*	*		
X1	3805-430-9205	PLUNGER, LOCK PIN	23926	D20082		2				87	10
X1	5340-221-1220	RING, CONNECTING, ROUND	23926	D20077		2				87	8
X1	3805-246-7659	SPRING, HELICAL, COMPRESSION: LOCK PIN PLUNGER	23926	D28332		2				87	11
X20		SHAFT ASSEMBLY, BLADE LIFT	23926	29-8536		2				87	9
X20		ARM, ASSEMBLY, BLADE LIFT	23926	SA28390		2	*	*	*	87	12
09X20	5315-054-2925	KEY, MACHINE: BLADE LIFT ARM	23926	SAH31037		2	*	*	*	87	4
X20		SHAFT, BLADE LIFT	23926	D21859		2	*	*	*	87	18
		SHAFT ASSEMBLY, LIFT: RH (SAME AS SHAFT ASSEMBLY, STOCK No. 23926 SA28392 EXCEPT WHERE INDIVIDUAL COMPONENTS ARE ANNOTATED)	23926	H27691		2	*	*	*		
			23926	SA28391		1	*	*	*		

SOURCE CODES	FEDERAL STOCK NUMBER	DESCRIPTION	MANUFACTURER'S CODE	MANUFACTURER'S PART NO.	UNIT OF ISSUE	QTY INCORPORATED IN UNIT	GUIDE QUANTITIES PER 100 EQUIPMENTS: FIELD MAINTENANCE 15-DAY LEVEL 3RD ECH	FIELD MAINTENANCE 15-DAY LEVEL 4TH ECH	DEPOT MAINT 5TH ECH	ILLUSTRATIONS: FIGURE NO.	ITEM NO.
		7430 - SCARIFIER ASSEMBLY									
X20	3820-317-7648	BLOCK ASSEMBLY, SCARIFIER	23926	SAB30961		1	*	*	*	90	12
09X20	5306-268-5773	BOLT, MACHINE: SCARIFIER BLOCK				4	*	*	*		
09X20	3805-092-9437	KEY, MACHINE: SCARIFIER TOOTH	23926	SAD23096		11	*	*	*	90	13
09X20	5310-012-2463	NUT, PLAIN, HEXAGON: SCARIFIER BLOCK MACHINE BOLT				4	*	*	*		
P O	3830-355-2562	SHANK, TOOTH: SCARIFIER	23926	1331280		11	16	*	1100	90	11
P O	3830-355-2575	TOOTH POINT: SCARIFIER	23926	H31281		11	50	*	1100	90	10
09X20	5310-012-1326	WASHER, LOCK: SCARIFIER BLOCK MACHINE BOLT				4	*	*	*		
X20		BEARING, SLEEVE: DRAWBAR PIVOT	23926	D33459		2	*	*	100	90	15
X20	3895-317-7660	DRAWBAR ASSEMBLY, SCARIFIER: LH	23926	SA33557		1	*	*	*	90	18
X20	3895-316-8621	DRAWBAR ASSEMBLY, SCARIFIER: RH	23926	SA33556		1	*	*	*		
09X20	5310-266-4187	NUT, SLOTTED, HEXAGON: DRAWBAR SUPPORT SHAFT	23926	D5862		2	*	*	*	90	16
X20	3895-317-7568	SHAFT, DRAWBAR SUPPORT	23926	D33460		1	*	*	*	90	17
		7431 - SCARIFIER ACTUATING									
X20		BEARING ASSEMBLY	23926	SA13375A		2	*	*	*	90	3
P O	3805-430-9196	BEARING, SLEEVE: LIFT SHAFT	23926	D12830		4	* 2	*	100	90	2
09X20	5306-207-6570	BOLT, MACHINE: LIFT SHAFT BEARING				4	*	*	*		
09X20	5310-011-4510	NUT, PLAIN, HEXAGON: LIFT SHAFT BEARING BOLT				4	*	*	*		
P10	3805-430-9197	SHIM, LIFT SHAFT BEARING (AS REQUIRED)	23926	D13022			*	*	10	90	4
09X20	5310-012-1326	WASHER, LOCK: LIFT SHAFT BEARING BOLT				4	*	*	*		
X20		CAP, BALL: HANG ROD	23926	H31509		4	SEE GRP 9901			90	1
X20	4730-050-4208	FITTING, LUBRICATION	95879	1610		7	*	*	*		
09X20	5315-010-8656	PIN, COTTER: DRAWBAR SUPPORT SHAFT NUT				2	*	*	*		
09X20	5315-010-3420	PIN, COTTER: HANG ROD PIN				2	*	*	*		
X20	5315-251-9758	PIN, STRAIGHT HEADED: HANG ROD ADJUSTING	23926	D21758		2	*	*	*		
X20	3805-977-0657	ROD, HANG: FEMALE	23926	SA30913		2	*	*	*	90	21
X20		ROD, HANG: MALE	23926	SA30912		2	*	*	*	90	19
X20		SHAFT, ASSEMBLY, SCARIFIER LIFT (USED ON GRADER, SERIAL NO. THRU MD-14719)	23926	SAB30905		1	*	*	*		
X20		SHAFT ASSEMBLY, SCARIFIER LIFT (USE ON GRADER, SERIAL NO. MD-14720 AND UP)	23926	SA33668		1	*	*	*	90	5
P10	3805-162-9451	SHIM, BALL, CAP: SCARIFIER HAND ROD (AS REQUIRED)	23926	D12699			SEE GRP 9901			90	22
X20	5310-276-8651	WASHER, FLAT: DRAWBAR SUPPORT SHAFT				2	*	*	*	90	14
X20	5305-207-2603	SCREW, CAP, HEXAGON HEAD: HANG ROD BALL CAP MTG				8	*	*	*		
X20	5310-596-4301	NUT, PLAIN, HEXAGON: HANG ROD BALL CAP MTG				8	*	*	*		
X20	5310-010-3326	WASHER, LOCK: HANG ROD BALL CAP SCREW				8	*	*	*		
		GROUP 95 - GENERAL USE STANDARDIZED PARTS									
		9501 - BULK MATERIAL									
P O	4710-162-1002	PIPE, STEEL (GE)			FT		*	*	10		
P O	4710-162-1004	PIPE, STEEL (GE)			FT		*	*	10		
P O	4710-162-1018	PIPE, STEEL (GE)			FT		*	*	10		
P O	4710-162-1020	PIPE, STEEL (GE)			FT		*	*	10		
P O	4710-162-1021	PIPE, STEEL (GE)			FT		*	*	10		
P O	4710-277-5525	TUBE, COPPER			FT		*	*	15		
P F	4710-278-1368	TUBE, STEEL			FT		*	*	15		
P F	4710-278-1370	TUBE, STEEL			FT		*	*	15		
P F	4710-289-4109	TUBE, STEEL			FT		*	*	15		
P O	4720-203-3029	HOSE, RUBBER (GE)			FT		*	*	20		
09P O	5330-233-5845	PAPER, GASKET			YD		*	*	30		
05P F	9505-198-9104	WIRE, STEEL, CARBON (GE)			CL		*	*	20		
P F	9505-596-1650	WIRE, STEEL, CARBON			LB		*	*	20		
		GROUP 99 - PARTS PECULIAR									
		9901 - PARTS PECULIAR WITH MORE THAN ONE APPLICATION									
P10	2520-253-2928	SPRING, HELICAL EXTENSION				2	*	*	20		
X20	2590-163-2150	SHAFT, CLUTCH AND BRAKE PEDAL				2	*	*	*		
55X20	3010-430-9522	UNIVERSAL JOINT				2	*	*	*		
55X20	3010-430-9527	COUPLING, SHAFT, UNIVERSAL				2	*	*	*		
P10	3805-162-9451	SHIM, BALL CAP (AS REQUIRED)					*	*	10		
X20	5340-254-4640	CLEVIS, ROD END				3	*	*	*		
X20		CAP, BALL	23926	H31509		8	*	*	*		
X20		BREATHER, TRANSMISSION	23926	103452		2	*	*	*		

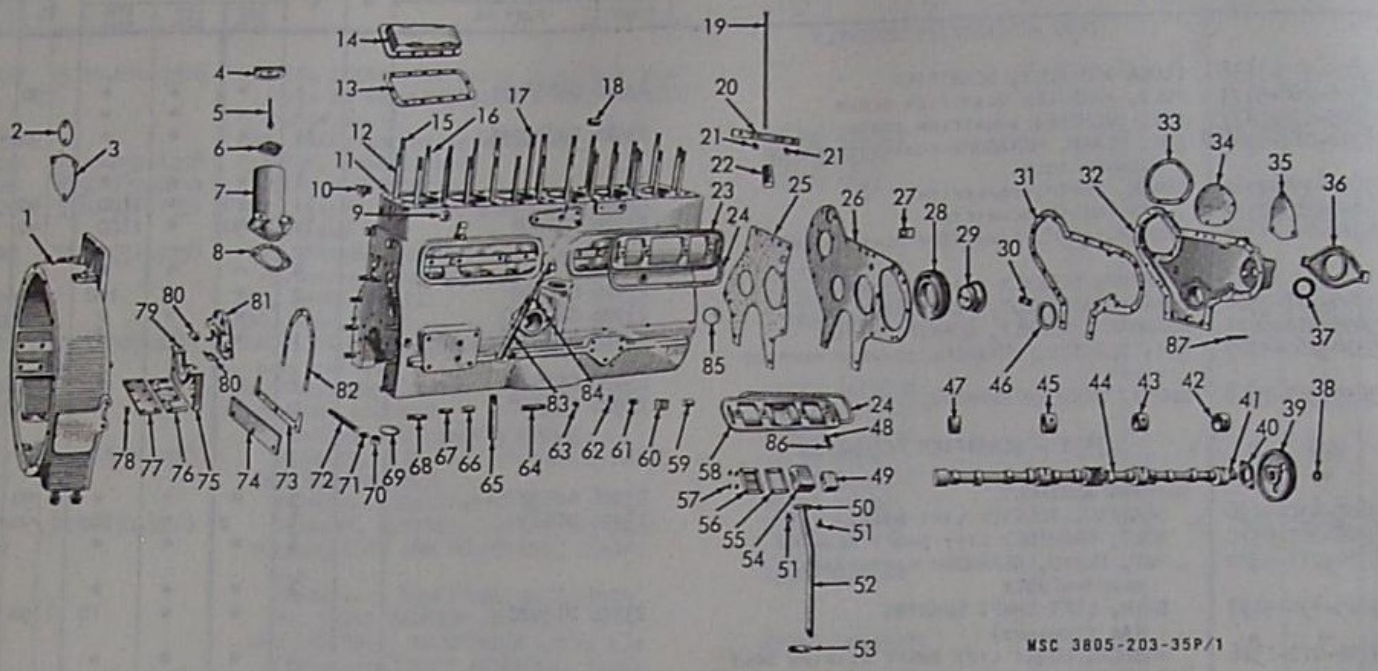

1. Cylinder Block, Timing Covers, and Camshaft.

INDEX TO PARTS, FIGURE 1

REFERENCE NUMBER	FUNCTIONAL GROUP	APPL PART	ITEM NAME
1	0103	1	HOUSING
2	0103	1	COVER
3	0103	1	COVER
4	0108	1	CAP
5	0108	1	STUD
6	0108	1	WIRE FABRIC
7	0108	1	BODY
8	0108	1	GASKET
9	0101	1	PIN
10	0101	1	COCK
11	0101	1	CRANKCASE AY
12	0101	1	STUD
13	0101	1	GASKET
14	0101	1	MANIFOLD-COVER
15	0101	1	STUD
16	0101	1	STUD
17	0101	1	STUD
18	0109	1	BEARING
19	0105	1	PUSH ROD AY
20	0105	1	STOP
21	0105	1	SCREW
22	0105	1	LIFTER
23	0105	1	COVER
24	0105	1	GASKET
25	0101	1	GASKET
26	0101	1	PLATE
27	0101	1	LOCK PLATE
28	0105	1	GEAR
29	0105	1	SHAFT
30	0105	1	LOCK PLATE
31	0105	1	GASKET
32	0105	1	COVER
33	0105	1	GASKET
34	0105	1	COVER
35	0101	1	PLATE
36	0100	1	SUPPORT
37	0102	1	SEAL
38	0105	1	NUT
39	0105	1	GEAR
40	0105	1	PLATE
41	0105	1	KEY
42	0105	1	BEARING
43	0105	1	BEARING
44	0105	1	CAMSHAFT
45	0105	1	BEARING
46	0105	1	DEFLECTOR
47	0105	1	BEARING
48	0105	1	GASKET
49	0108	1	FILTER ELEMENT
50	0108	1	FLANGE
51	0108	1	SCREW
52	0108	1	PIPE
53	0108	1	CLIP
54	0108	1	BODY
55	0108	1	GASKET
56	0108	1	BAFFLE
57	0108	1	SCREW
58	0105	1	COVER
59	0101	1	PIN
60	0101	1	LOCK PLATE
61	0101	1	PIN
62	0101	1	PLUG
63	0101	1	PLUG
64	0101	1	STUD
65	0108	1	PIPE
66	0101	1	PIN
67	0101	1	STUD
68	0101	1	STUD
69	0101	1	PLUG
70	0101	1	NUT
71	0101	1	WASHER
72	0101	1	STUD
73	0101	1	GASKET
74	0101	1	PLATE
75	0101	1	RETAINER
76	0101	1	GASKET
77	0101	1	PLATE
78	0101	1	PACKING MATERIAL
79	0101	1	RETAINER
80	0101	1	GASKET
81	0101	1	RETAINER
82	0101	1	GASKET
83	0108	1	TUBE
84	0108	1	GAGE
85	0101	1	PLUG
86	0105	1	SCREW
87	0105	1	POINTER

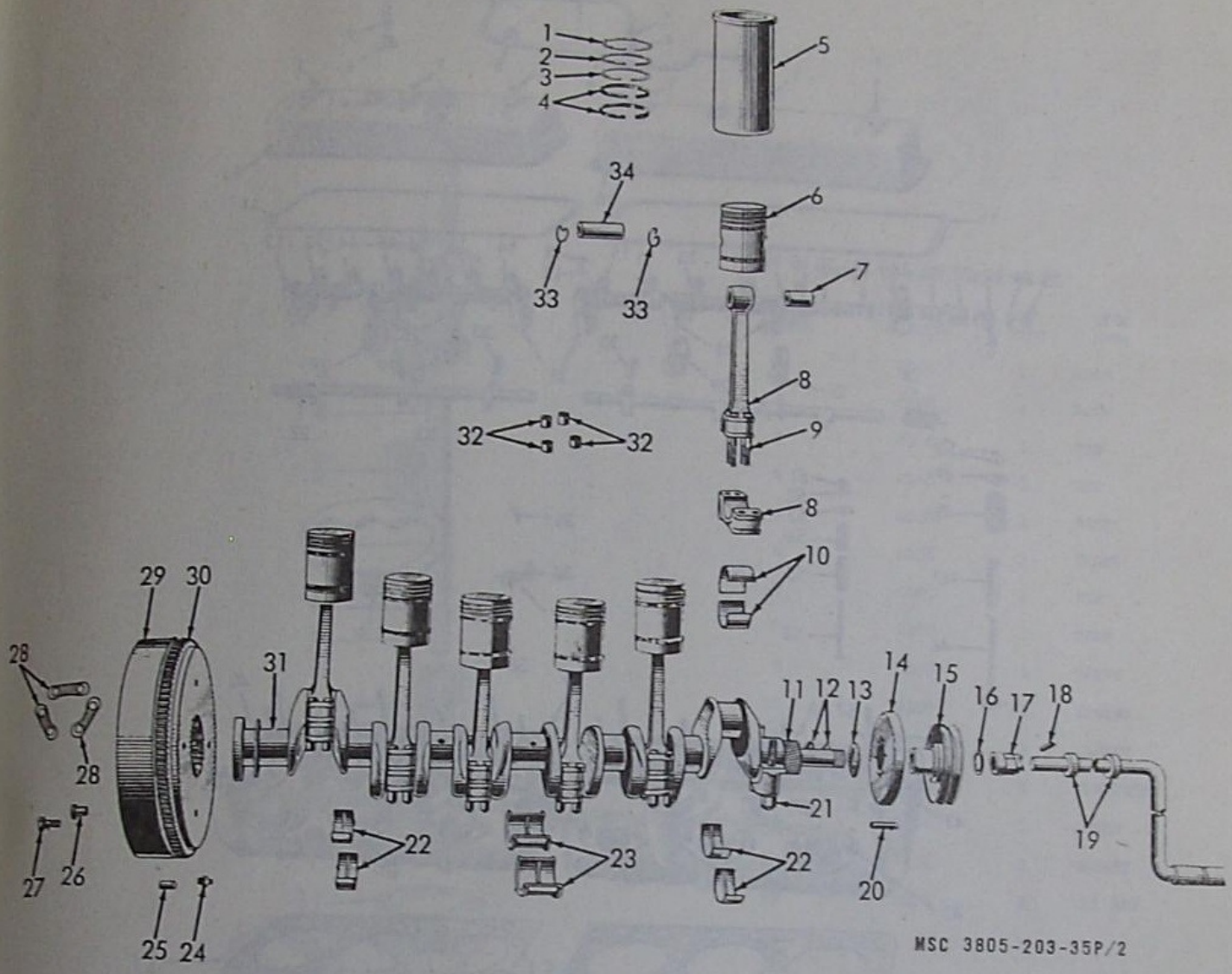

2. Crankshaft, Pistons, Rods, and Flywheel.

INDEX TO PARTS, FIGURE 2

REF NO.	FUNCT GROUP	APPL PART	ITEM NAME	REF NO.	FUNCT GROUP	APPL PART	ITEM NAME	REF NO.	FUNCT GROUP	APPL PART	ITEM NAME
1	0104	1	RING	13	0102	1	DEFLECTOR	24	0103	1	FITTING
2	0104	1	RING	14	0102	1	DAMPER	25	0103	1	PIN
3	0104	1	RING	15	0102	1	PULLEY AY	26	0102	1	PIN
4	0104	1	RING	16	0102	1	WASHER	27	0103	1	BOLT
5	0101	1	CYLINDER	17	0102	1	NUT	28	0103	1	LOCK
6	0104	1	PISTON	18	0114	1	PIN	29	0103	1	FLYWHEEL
7	0104	1	BEARING	19	0114	1	CRANK	30	0103	1	GEAR
8	0104	1	ROD	20	0102	1	PIN	31	0102	1	CRANKSHAFT
9	0104	1	BOLT	21	0101	1	NUT	32	0104	1	NUT
10	0104	1	BEARING	22	0102	1	BEARING SET	33	0104	1	RING
11	0105	1	GEAR	23	0102	1	BEARING	34	0104	1	PIN
12	0102	1	KEY								

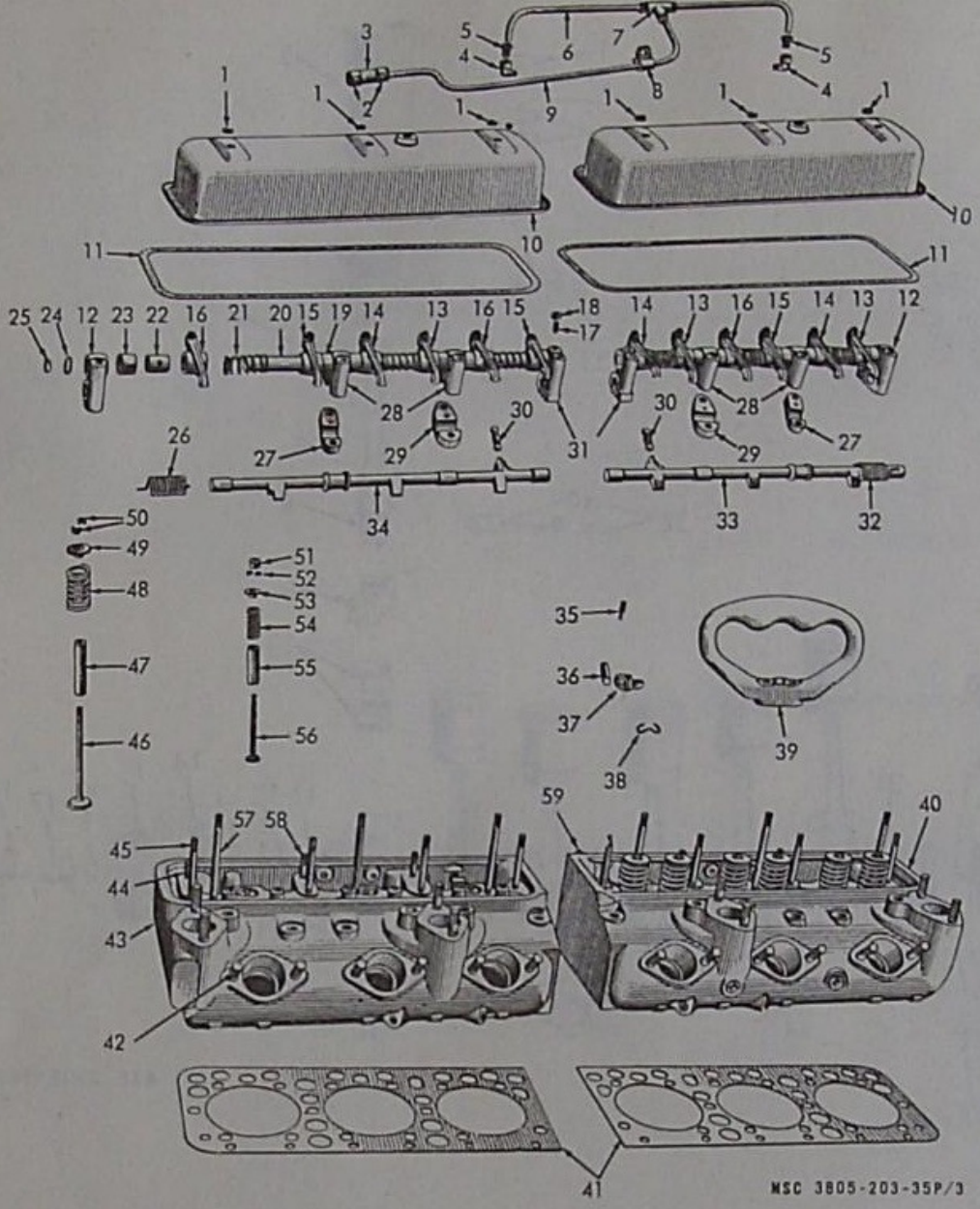

3. Cylinder Heads, Valves, and Rocker Arm Assemblies.

INDEX TO PARTS, FIGURE 3

REF. NO.	FUNCT GROUP	APPL PART	ITEM NAME
1	0105	1	GASKET
2	0108	1	CLAMP
3	0108	1	HOSE
4	0108	1	ELBOW
5	0108	1	INVERTED NUT
6	0108	1	BENT TUBE
7	0108	1	TEE
8	0108	1	CLIP
9	0108	1	LINE AY
10	0105	1	COVER
11	0105	1	GASKET
12	0105	1	BRACKET
13	0105	1	ROCKER ARM
14	0105	1	ROCKER ARM
15	0105	1	ROCKER ARM
16	0105	1	ROCKER ARM
17	0105	1	SETSCREW
18	0105	1	NUT
19	0105	1	SPACER
20	0105	1	SHAFT
21	0105	1	SPRING
22	0105	1	BEARING
23	0105	1	SPACER
24	0105	1	RING
25	0105	1	PLUG
26	0109	1	SPRING
27	0105	1	BRACKET
28	0105	1	BRACKET
29	0105	1	LEVER
30	0109	1	PUSH ROD
31	0105	1	BRACKET
32	0109	1	SPRING
33	0109	1	SHAFT
34	0109	1	CAMSHAFT
35	0109	1	PIN
36	0109	1	SHAFT
37	0109	1	LEVER
38	0109	1	LOCKWIRE
39	0100	1	EYE
40	0101	1	HEAD AY
41	0101	1	GASKET
42	0101	1	STUD
43	0101	1	HEAD AY
44	0101	1	STUD
45	0101	1	STUD
46	0105	1	VALVE
47	0105	1	GUIDE
48	0105	1	SPRING
49	0105	1	SEAT
50	0105	1	RETAINER
51	0109	1	COVER
52	0109	1	LOCK
53	0109	1	SEAT
54	0109	1	SPRING
55	0109	1	GUIDE
56	0109	1	VALVE
57	0101	1	STUD
58	0101	1	STUD
59	0101	1	STUD

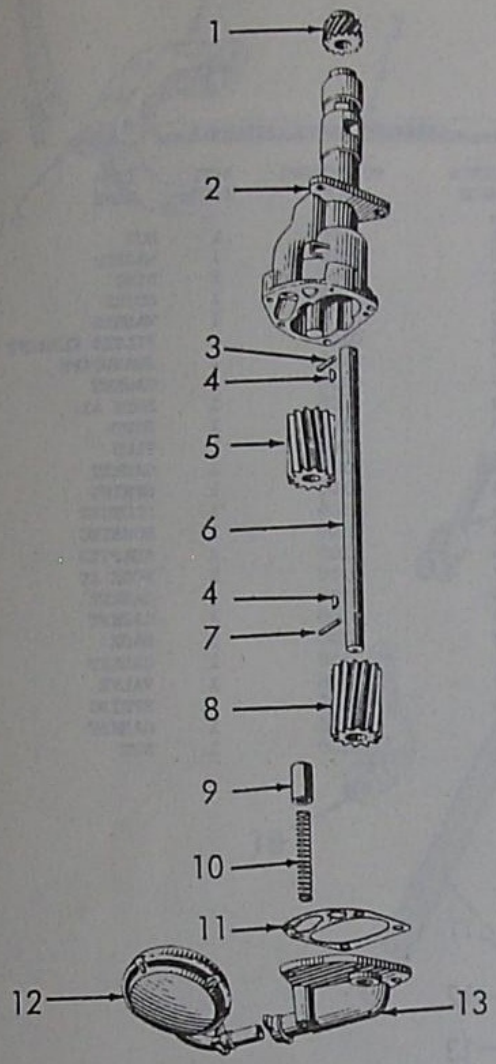

INDEX TO PARTS, FIGURE 4

REFERENCE NUMBER	FUNCTIONAL GROUP	APPL PART	ITEM NAME
1	0108	1	GEAR
2	0108	1	BODY
3	0108	1	PIN
4	0108	1	KEY
5	0108	1	GEAR
6	0108	1	SHAFT
7	0108	1	PIN
8	0108	1	GEAR
9	0108	1	VALVE
10	0108	1	SPRING
11	0108	1	GASKET
12	0108	1	STRAINER
13	0108	1	COVER
14	0108	1	GASKET
15	0108	1	OIL PAN

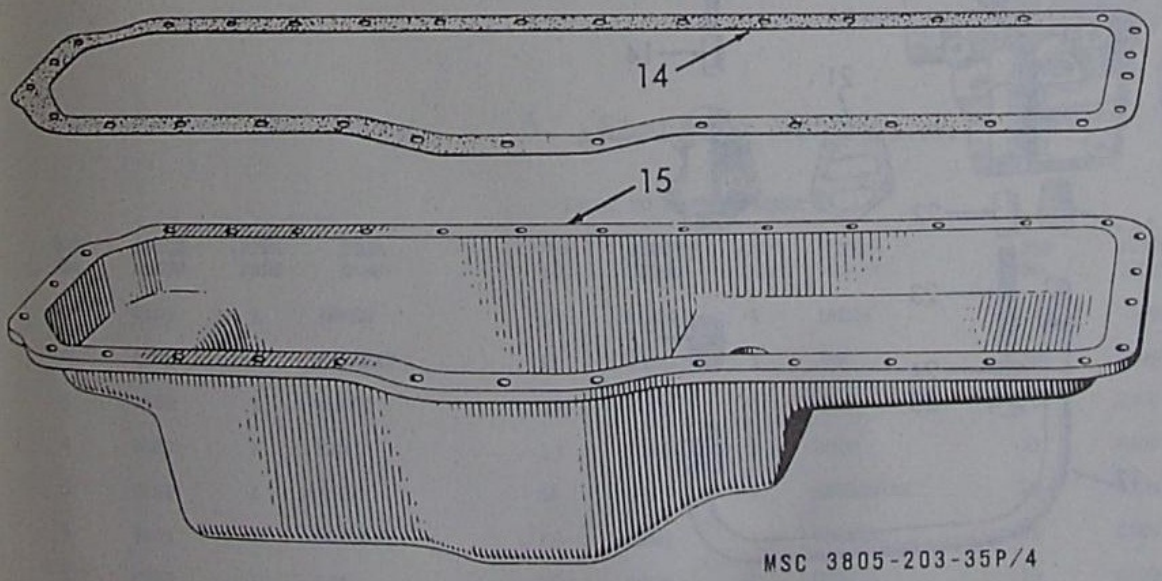

MSC 3805-203-35P/4

4. Oil Pan and Pump.

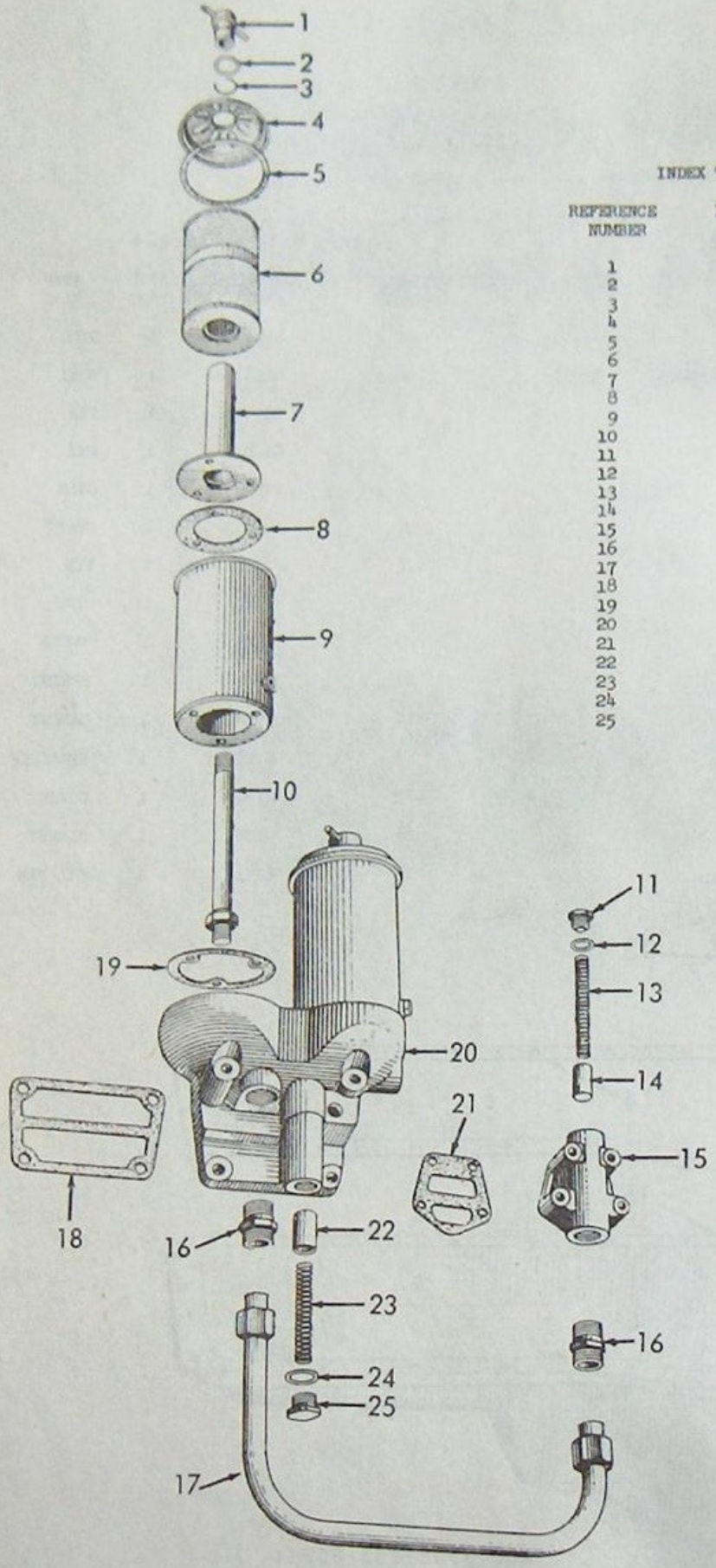

INDEX TO PARTS, FIGURE 5

REFERENCE NUMBER	FUNCTIONAL GROUP	APPL PART	ITEM NAME
1	0108	1	NUT
2	0108	1	WASHER
3	0108	1	RING
4	0108	1	COVER
5	0108	1	WASHER
6	0108	1	FILTER ELEMENT
7	0108	1	STANDPIPE
8	0108	1	GASKET
9	0108	1	BODY AY
10	0108	1	STUD
11	0108	1	PLUG
12	0108	1	GASKET
13	0108	1	SPRING
14	0108	1	PLUNGER
15	0108	1	HOUSING
16	0108	1	ADAPTER
17	0108	1	HOSE AY
18	0108	1	GASKET
19	0108	1	GASKET
20	0108	1	BASE
21	0108	1	GASKET
22	0108	1	VALVE
23	0108	1	SPRING
24	0108	1	GASKET
25	0108	1	NUT

MSC 3805-203-35P/5

5. Oil Filters.

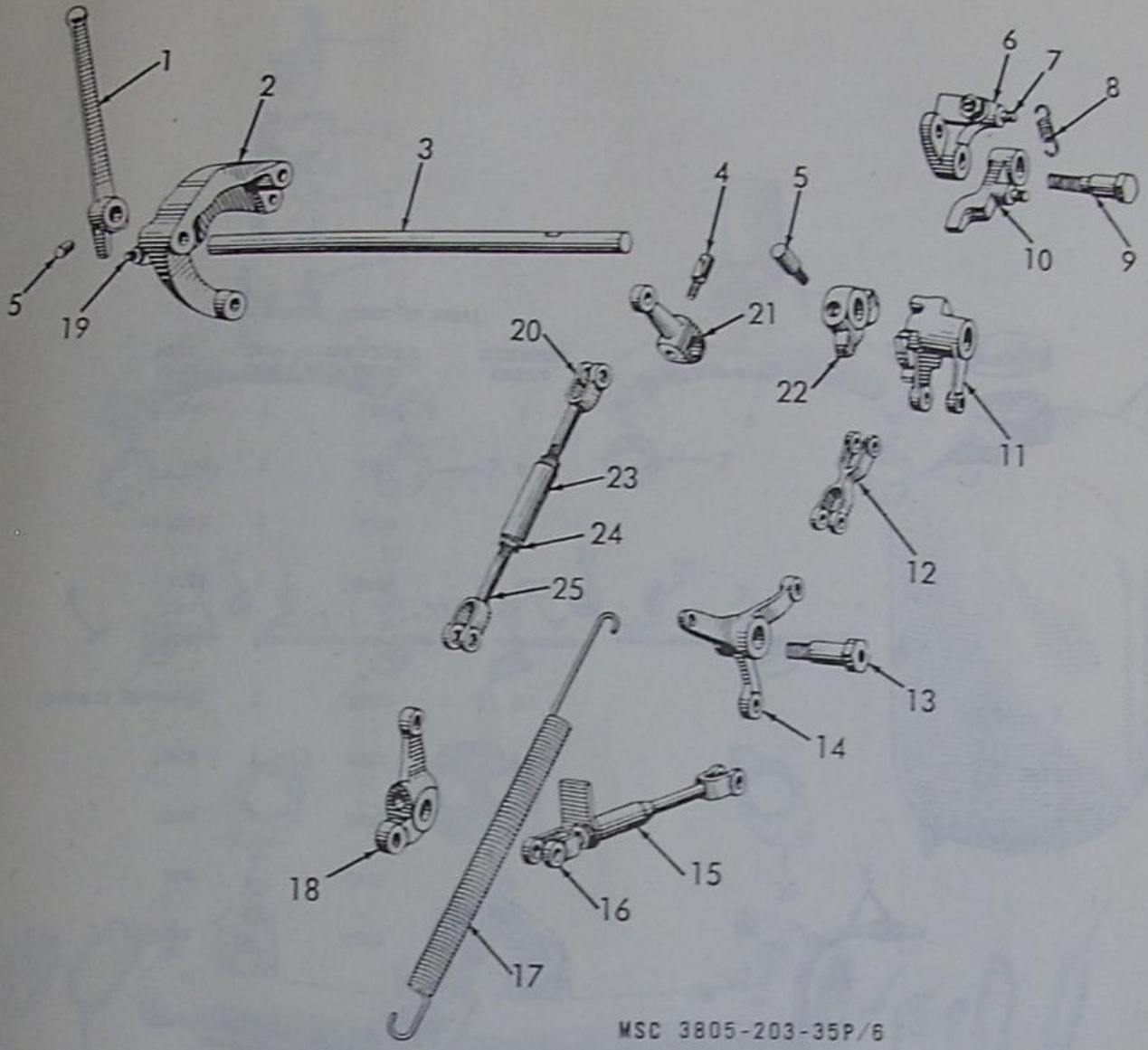

6. Starting Mechanism.

INDEX TO PARTS, FIGURE 6

REF NO.	FUNCT GROUP	APPL PART	ITEM NAME	REF NO.	FUNCT GROUP	APPL PART	ITEM NAME	REF NO.	FUNCT GROUP	APPL PART	ITEM NAME
1	0109	1	LEVER	10	0109	1	LATCH	18	0109	1	LEVER
2	0109	1	BRACKET	11	0109	1	JAW	19	0109	1	SETSCREW
3	0109	1	SHAFT	12	0109	1	YOKE	20	0109	1	ROD
4	0109	1	PIN	13	0109	1	BOLT	21	0109	1	LEVER
5	0109	1	BOLT	14	0109	1	BELLCRANK	22	0109	1	LEVER
6	0109	1	BRACKET	15	0109	1	CLEVIS	23	0109	1	TURNBUCKLE
7	0109	1	PIN	16	0109	1	CLEVIS	24	0109	1	NUT
8	0109	1	SPRING	17	0109	1	SPRING	25	0109	1	CLEVIS
9	0109	1	BOLT								

INDEX TO PARTS, FIGURE 7

REFERENCE NUMBER	FUNCTIONAL GROUP	APPL PART	ITEM NAME
1	0109	1	TANK
2	0109	1	CAP
3	0109	1	LINE AY
4	0109	1	BODY
5	0109	1	WASHER
6	0109	1	STRAINER ELEMENT
7	0109	1	BOWL
8	0109	1	BAIL
9	0109	1	NUT
10	0109	1	VALVE

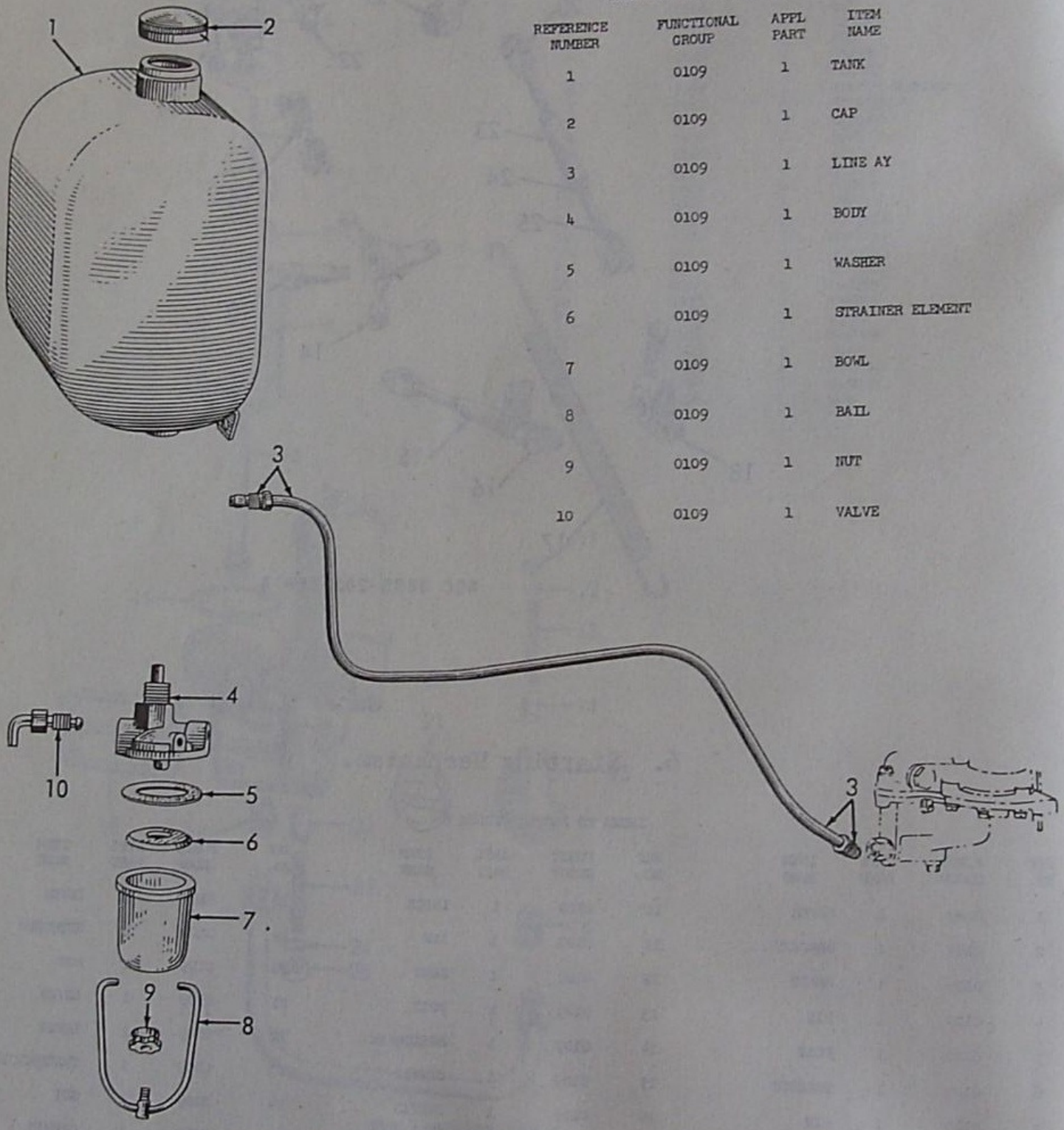

MSC 3805-203-35P/7

7. Fuel Tank, Strainer, and Lines.

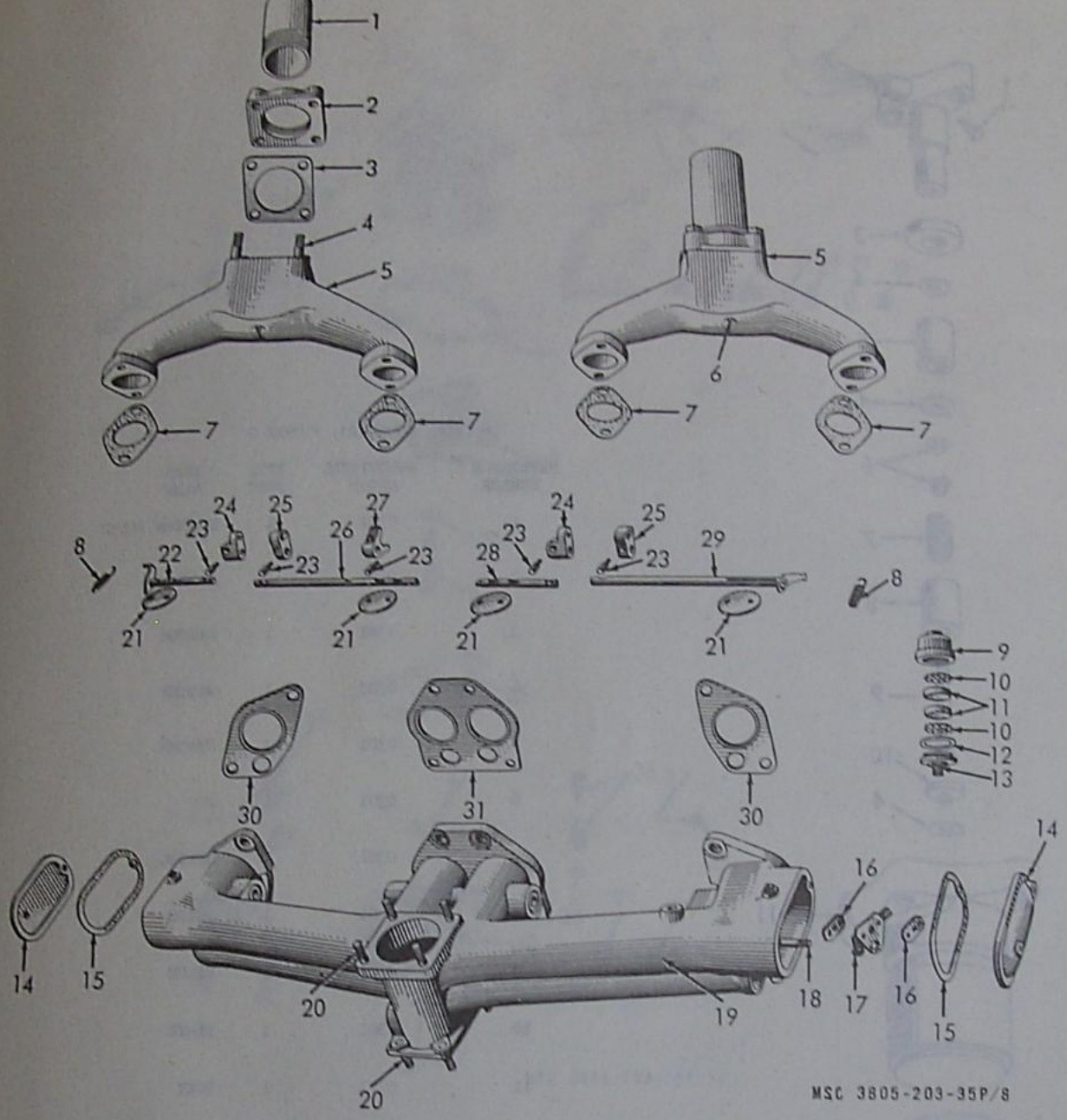

8. Manifolds, Shafts, and Air Cleaner.

INDEX TO PARTS, FIGURE 8

REF NO.	FUNCT GROUP	APPL PART	ITEM NAME	REF NO.	FUNCT GROUP	APPL PART	ITEM NAME	REF NO.	FUNCT GROUP	APPL PART	ITEM NAME
1	0401	1	PIPE	12	0302	1	WASHER	22	0109	1	SHAFT
2	0401	1	FLANGE	13	0302	1	CAP	23	0109	1	PIN
3	0401	1	GASKET	14	0110	1	COVER	24	0109	1	COUPLING
4	0110	1	STUD	15	0110	1	GASKET	25	0109	1	COUPLING HALF
5	0110	1	MANIFOLD	16	0109	1	INSULATOR	26	0109	1	SHAFT
6	0110	1	PIN	17	0109	1	PLATE	27	0109	1	LEVER
7	0110	1	GASKET	18	0110	1	STUD	28	0109	1	SHAFT
8	0109	1	SPRING	19	0110	1	MANIFOLD AY	29	0109	1	SHAFT AY
9	0302	1	BODY	20	0110	1	STUD	30	0110	1	GASKET
10	0302	1	RETAINER	21	0109	1	VALVE	31	0110	1	GASKET
11	0302	1	AIR CLEANER								

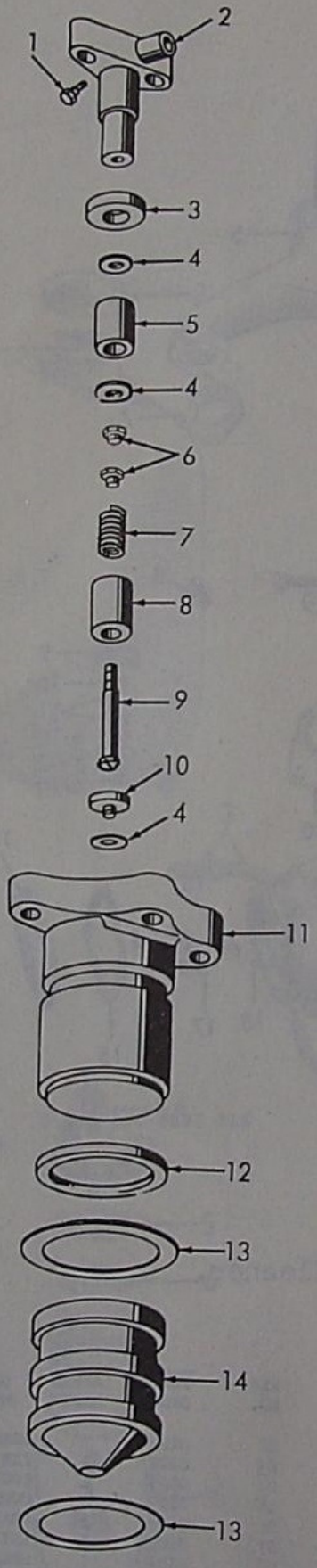

MSC 3805-203-35P/9

INDEX TO PARTS, FIGURE 9

REFERENCE NUMBER	FUNCTIONAL GROUP	APPL PART	ITEM NAME
1	0301	1	BLEEDER VALVE
2	0301	1	ADAPTER
3	0301	1	WASHER
4	0301	1	WASHER
5	0301	1	SPACER
6	0301	1	NUT
7	0301	1	SPRING
8	0301	1	GUIDE
9	0301	1	VALVE
10	0301	1	PLATE
11	0301	1	BODY
12	0301	1	PACKING
13	0301	1	WASHER
14	0301	1	CHAMBER

9. Fuel Injector.