JANEIRO 2017

CASE CONSTRUCTION

580N

GENERAL
GENERAL
GENERAL

ENGINE
MOTOR
MOTEUR

FUEL
COMBUSTIBLE
CARBURANT

ELECTRICAL SYSTEM
SISTEMA ELECTRICO
SYSTEME ELECTRIQUE

STEERING
DIRECCION
DIRECTION

TRANSMISSION
TRANSMISION
TRANSMISSION

BRAKES
FRENOS
FREINS

HYDRAULIC SYSTEM
SISTEMA HIDRAULICO
SYSTEME HIDRAULIQUE

CHASSIS
BASTIDOR
CHASSIS

NUMERICAL INDEX
INDICE NUMERICO
INDEX NUMERIQUE

580N
LOADER BACKHOE
Parts Catalog nº 47985047

GENERAL
GENERAL
GENERAL

580N
RETROEXCAVADORA CARGADORA
Catálogo de Repuestos nº 47985047

580N
RETROESCAVADEIRA CARREGADEIRA
Catálogo de Peças nº 47985047



Issued 01/2017 Edición 01/2017 Edição 01/2017

Todos os direitos são reservados à **CNH LATIN AMERICA LTDA.**.
Os dados contidos neste catálogo são fornecidos a título de indicação somente. A qualquer momento, a **CNH LATIN AMERICA LTDA.** poderá introduzir, por razões de ordem técnica ou comerciais, modificações nos produtos descritos neste catálogo. Para informações mais detalhadas e atualizadas, solicitamos ao usuário consultar o concessionário **CNH LATIN AMERICA LTDA.** mais próximo.
O sistema de numeração das peças utilizado neste catálogo não pode ser copiado ou utilizado sem autorização por escrito da **CNH LATIN AMERICA LTDA.**.

All rights reserved by Soc. **CNH LATIN AMERICA LTDA.**.
The information contained in this catalogue is intended to be of a general nature only. The **CNH LATIN AMERICA LTDA.** may at any time and from time to time, for technical or other necessary reasons, modify any of the details or specifications of the product described in this catalogue. To be sure of getting accurate, detailed and up-to-date information, an intending buyer should consult his nearest **CNH LATIN AMERICA LTDA.** dealer or distributor.
Single item numeration method used in this catalogue may not be used without written consent by Soc. **CNH LATIN AMERICA LTDA.**.

Reservados todos los derechos para Soc. **CNH LATIN AMERICA LTDA.**.
Los datos contenidos en este catálogo se facilitan a titulo indicativo. **CNH LATIN AMERICA LTDA.** podrá introducir, en cualquier momento, por razones de naturaleza tanto técnica como comercial, modificaciones en los modelos descritos en este catálogo. Para mayor información rogamos al cliente se dirija al Concesionario o Filiale **CNH LATIN AMERICA LTDA.** más próximo.
El sistema de numeración de las piezas reseñadas en el catálogo no puede ser objeto de imitación o copia en ningun caso sin autorización por escrito de Soc. **CNH LATIN AMERICA LTDA.**.

Tutti i diritti sono riservati alla Soc. **CNH LATIN AMERICA LTDA.**.
Il sistema di numerazione che individua is ingoli particolare elencati nel presente calatogo non può essere adottato in alcun caso senza autorizzazione scritta dalla Soc. **CNH LATIN AMERICA LTDA.**. I dati contenuti in questo catalogo sono forniti a titolo indicativo. La **CNH LATIN AMERICA LTDA.** potrà apportare in qualunque momento modifiche ai modelli descritti in questo catalogo, per ragioni di natura tecnica o commerciale.
Per ulteriore informazione, il cliente è pregato di rivolgersi al più vicino Concessionario o Sede **CNH LATIN AMERICA LTDA.**.

Alle in diesem Propekt anthaltenen Angaben sind Orientierungsdate. Es können jedoch von **CNH LATIN AMERICA LTDA.** sowohl aus technischen und Kaufmännischen Gründen als auch aus der Notwendigkeit, geänderte gesetzliche Erfordernisse der verschiedenen Lander zu berücksichtigen, Anderugen einge führt werden. Der Kunde ist gebeten, sich für weirtere information an Vertragshändler order.
CNH LATIN AMERICA LTDA.-Niederlassungen zu werden.
Alle Urheberrechte sind von der **CNH LATIN AMERICA LTDA.**-vorbehalten.
Die Benutzung des Numerierungssustems zur Kennzeichnung der im vorliegende Katalog aufgeführten Ersatzteile bedarf in jedem Falle der schriftlichen Genehmigung der **CNH LATIN AMERICA LTDA.**.

Tous droits réservés à la Soc. **CNH LATIN AMERICA LTDA.**.
Les données de cette brochure sont fournies à titre indicatif et pourraient se révéler caduques à la suite de modifications apportées par le constructeur, à n'import quel moment, pour de raisons techniques ou commerciales ainsi que pour satisfaire aux normes en vigueur dans le différents Pays. Pour toute information, nous prions le client de bien vouloir s'adresser au Concessionnaire ou à la Filiale **CNH LATIN AMERICA LTDA.** les plus proches.
Le système de numérotation des pièces en list dans ce catalogue ne peut être adopté en aucun cas, sans une autorisation écrite de la Soc. **CNH LATIN AMERICA LTDA.**

CNH LATIN AMERICA LTDA.
Av. General David Sarnoff, nº 2237 - Inconfidentes
CEP 32210-900 Contagem - MG - Brasil
CNPJ: 60.850.617/0009-85

CASE Customer Assistance Brasil: 0800 727 2273
CASE Customer Assistance Colombia: 018009448372
CASE Customer Assistance Peru: 080077270
http://www.casece.com
CaseCustomerAssistance.Brasil@casece.com

INSTRUÇÕES PARA O PEDIDO DE PEÇAS DE SERVIÇO

“Os números de peça indicados neste catálogo estão corretos até a data da publicação. A política da CNH Industrial de contínuo melhoramento dos produtos durante toda a vida de produção do modelo, pode dar origem às últimas alterações nas figuras e nos números de peça. Quando encomendar peças de substituição, certifique-se de confirmar suas especificações no CD atual do sistema PAL ou com a microficha do catálogo de peças no seu concessionário.”

INSTRUCTIONS FOR ORDERING SPARE PARTS

“The part numbers shown in this catalogue are correct up to the date of publication. CNH Industrial policy of continuously improving our products during the production lifetime of the Model may result in later changes to illustrations and to part numbers. When ordering replacement parts be sure to confirm your requirements against the current CD based PAL or microfiche parts catalogue at your dealership.”

INSTRUCCIONES PARA LOS PEDIDOS DE RECAMBIOS

“Los números de pieza indicados en este catálogo son los correctos en la fecha de la publicación. La política de CNH Industrial es de constante mejora de sus productos durante todo el período de vida de la producción del Modelo, lo que puede hacer que se produzcan cambios en las ilustraciones y en los números de pieza. Al hacer pedidos de recambios debe asegurarse de que sean de acuerdo con sus necesidades comprobando el CD actualizado en sistema PAL o bien las microfichas de catálogos existentes en la agencia.”

ISTRUZIONI PER ORDINARE I RICAMBI

“ I numeri ricambio riportati in questo catalogo si intendono corretti fino alla data della pubblicazione. La CNH Industrial persegue una politica di continuo miglioramento del prodotto durante tutto il periodo di produzione del modello per cui può accadere che ci siano modifiche successive alle illustrazioni e ai numeri ricambio. Al momento di ordinare un particolare di ricambio, verificare accuratamente i dati utilizzando il CD PAL o il catalogo ricambi su microfiche presente presso la Concessionaria.

ANLEITUNG ZUM BESTELLEN VON ERSATZTEILEN

“Die in diesem Katalog aufgeführten Teilnummern sind am Tag der Veröffentlichung korrekt. Die Firmenpolitik von CNH Industrial sieht während der Produktionsdauer dieses Modells dessen kontinuierliche Verbesserung vor; dies kann zu späteren Änderungen an Abbildungen und Teilnummern führen. Stellen Sie vor der Bestellung von Ersatzteilen sicher, daß Sie bei Ihrem Händlerbetrieb die von Ihnen benötigten Teile mit dem aktuellen PAL auf der Grundlag e von CDs oder dem aktuellen Microfiche-Ersatzteilkatalog abgeglichen haben.”

INSTRUCTIONS POUR COMMANDE PIECES DETACHEES

Les références de pièces détachées notées dans ce catalogue sont correctes à la date de publication.La politique CNH Industrial pour l’amélioration constante des produits durant la durée de vie des modèles peut changer les illustrations et les références des pièces détachées.Quand l’ordre de remplacement de pièces est confirmé, il est nécessaire de mettre à jour l’actuel CD base PAL ou microfiches de pièces détachées chez votre concessionnaire.

REGRAS PARA PEDIDO DE PEÇAS

Este catálogo está dividido em seções principais correspondendo a áreas específicas do produto. Cada seção está representada através de figuras detalhadas (desenhos) para auxiliar na localização e identificação de peças. As peças disponíveis para serviço estão indicadas ao lado da figura e, para a correta identificação das peças necessárias proceder da seguinte forma:

1) Consultar a figura da seção principal na página 16 para identificar a seção em questão.

2) Em seguida, consultar as páginas 17 a 36 para encontrar a figura à qual pertence o número de peça necessário.

3) Consultar o índice do número de peça na página 44. Este índice apresenta todos os números de peça que aparecem no catálogo.

ORDERING RULES

This catalogue is divided into main sections corresponding to specific areas of the product. Each section is represented by detailed figures (illustrations) to assist in locating and identifying parts. Parts released for service are indicated alongside the figure, hence, for the correct identification of parts required proceed as follows:

1) Consult the main section illustration on page 16 to identify the section in question.

2) Then consult pages 17 to 36 to find the figure to which the required part number belongs.

3) Refer to the part number index on page 44. This index lists all part numbers appearing in the catalogue.

NORMATIVA DE PEDIDOS

Este catálogo se divide en tres secciones principales correspondientes a áreas específicas del producto. Cada sección se representa con figuras detalladas (ilustraciones) para facilitar la localización e identificación de las piezas. Las piezas disponibles para el servicio se encuentran indicadas al lado de la figura, de aquí, que para la identificación correcta de las piezas necesarias, deba seguirse este orden:

1) Consultar la sección principal en la ilustración de la página 16 para identificar la sección en cuestión.

2) Seguidamente consultar las páginas 17 to 36 para localizar la figura a la que pertenece el número de pieza buscada.

3) Ver el índica de números de pieza en la página 44. Este índica contiene todos los números de pieza del catálogo.

NORME PER L'ORDINAZIONE

Questo catalogo è suddiviso in sezioni principali corrispondenti alle aree specifiche della macchina. Ogni sezione è composta da figure tecniche dettagliate che agevolano l'individuazione e l'identificazione dei particolari. I particolari disponibili per l'assistenza sono indicati unitamente alla figura, per cui per la corretta identificazione degli stess i è necessario procedere come segue:

1) Consultare l'illustrazione delle sezioni principali a pag. 16 per individuare la sezione che interessa.

2) Consultare poi le pagine da 17 a 36 per trovare la figura alla quale appartiene il numero del ricambio necessario.

3) Fare riferimento all'indice dei numeri ricambio a pag. 44, che elenca tutti i numeri ricambio che appaiono nel catalogo.

BESTELLREGELN

Dieser Katalog ist in Hauptabschnitte aufgeteilt, die speziellen Baugruppen des Produkts entsprechen. Jeder Abschnitt wird durch detaillierte Abbildungen veranschaulicht, die das Auffinden und Identifizieren von Teilen erleichtern. Für den Service freigegebene Teile sind neben der Abbildung aufgeführt; um erforderliche Teile richtig zuzuordnen, gehen Sie somit wie folgt vor:

1) Stellen Sie mit Hilfe der auf Seite 16 veranschaulichten Hauptabschnitte fest, zu welcher Baugruppe bzw. welchem Abschnitt das Teil gehört.

2) Suchen Sie dann auf den Seiten 17 bis 36 die Abbildung, zu der die Nu mmer des benötigten Teils gehört.

3) Suchen Sie die Nummer im Teilnummer-Verzeichnis auf Seite 44. In diesem Verzeichnis sind alle im Katalog enthaltenen Teilnummern zusammengefaßt.

REGLES DE COMMANDES

Ce catalogue est divisé en sections principales correspondant aux aires spécifiques de production. Chaques sections est représentées par des figures détaillées (illustrations) pour aider à la localisation et à l'identification des pièces détachées. Les pièces nécessaires pour le service sont indiquées sur le côté de la figure, pour l'identification correcte de la pièce requise procédez comme ci dessous

1) Consultez l'illustration de la section principale page 16 pour identifier la section en question

2) Consulter les pages de 17 à 36 pour trouver la figure qui contient la référence demandée

3) Se référer à l'index de la référence pièce à la page 44 .Cet index indique toutes les références pièces apparaissant dans le catalogue.

01.01	01	p6	02/03

CHASSI
MAIN FRAME
BASTIDOR
TELAIO
GESTELL
CHASSI

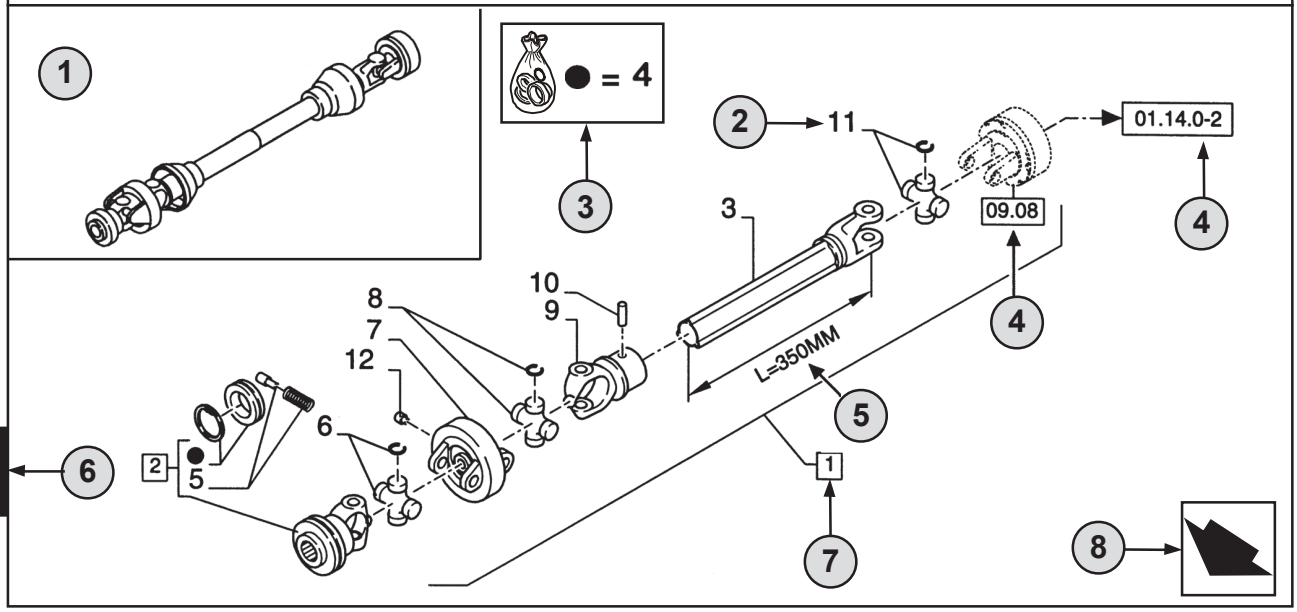

1

9 10

01.01	01	p6	02/03
11	12	13	14

CHASSI - D0200
MAIN FRAME
BASTIDOR
TELAIO
GESTELL
CHASSI

R	N	P.N.	MOD	Q	Descrição	Description	Descripción	L.C.
	A	**86529340**		1	TOMADA DE FORÇA **(2 AO 11)**	SHAFT, PTO	TOMA DE FUERZA	207P
2		**84014007**		1	GARFO **(4,5)**	YOKE	HORQUILLA	085F
3		**NSS**		1	EIXO, **L=350MM**	SHAFT	EJE	016A
4		**84004292**	C0204	1	KIT	KIT	EQUIPO	305C
		[84058743]	D0500	1	KIT	KIT	EQUIPO	305C

15 16 7 2 18 19 20 21 17 22 22 23

(A) SOMENTE BRASIL — 24

1

STANDARD — 25

26 → **MODELOS**

PORTUGUÊS

1 **Posição** da “Figura” na máquina.

2 Referência - figura chamar pelo n° de peça.

3 Peças fornecidas nos kits de reparação por referência de símbolo.

4 01.14.0-2 Peça indicada na **Página** ou no **Figura**, ou chamadas para **Variações** ou **Detalhes**. Indicam componentes que se mostram em detalhe em um outro local do catálogo com o número da figura indicado.

5 Especificações técnicas relacionadas com a peça indicada.

6 Número da **Seção**.

7 2 Inclui os item(s) .....

8 Orientação (A seta indica a frente da máquina). 

9 Descrição da figura.

10 Informação geral da figura.

11 Código do **Conjunto**.

12 Código de **Seqüência** no conjunto.

13 Número da página no código de seqüência.

14 **Data** da impressão ou da atualização da página (mês-ano).

15 **Nota** - Em relação ao n°. de peça. Existe uma chave para os símbolos e abreviaturas na parte inferior da página.

16 Peças que não são disponibilizadas (ver a Página 42).

17 Descrição adicional da peça para auxiliar a confirmar a identificação.
Consultar a página 42 para explicação dos símbolos usados.

18 Não disponível como peça de serviço.

19 Número de Peça.

20 Modificação.
C 0201 = Peça válida **ATÉ 0201** mudar.
D 0300 = Peça válida **A PARTIR** de **0300** mudar.
F 0202 = Peça válida **A PARTIR do N°. de Série.... até ao N°. de Série....**

Implementação da mudança. N° de série a partir do qual a alteração tem início. Os números são indicados na plaqueta de identificação do modelo (ver a página 38).
Ex.: **D0300 N° de Série 2503001** significa que a peça foi montada **“A PARTIR”** do n°. de série **2503001.**
Como conseqüência, as peças marcadas por **C0201**, foram montadas **“ATÉ”** ao n°. de série **2501999.**
Ver a tabela de códigos na página 41.

21 **Quantidade** total de peças referenciadas na página. A quantidade pode ser substituída pelas seguintes indicações:
M = fornecido em metros. **AR** = Quantidade consoante ao pedido.

22 **Descrição** da peça.

23 **L.C. - Código Léxico** para a identificação dos nomes das peças (ver página 45).

24 Referências de rodapé.

25 Notas das figuras.

26 Número do modelo.

01.01	01	p8	02/03

CHASSI
MAIN FRAME
BASTIDOR
TELAIO
GESTELL
CHASSI

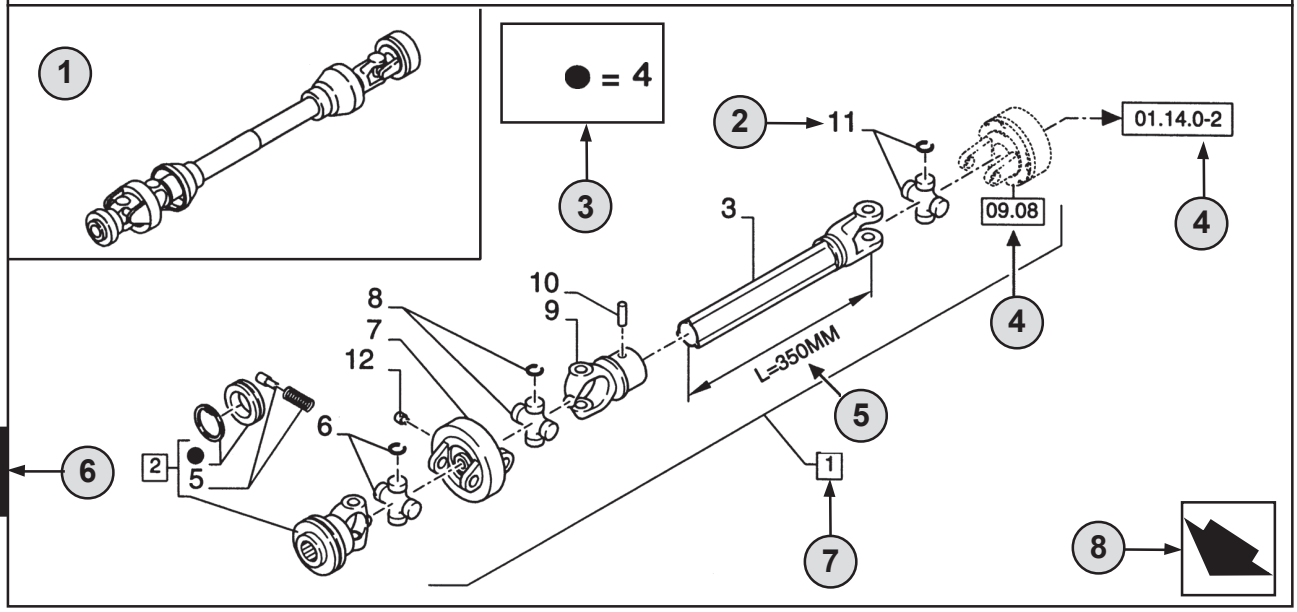

1

9 10

01.01	01	p8	02/03
11	12	13	14

CHASSI - D0200
MAIN FRAME
BASTIDOR
TELAIO
GESTELL
CHASSI

R	N	P.N.	MOD	Q	Descrição	Description	Descripción	L.C.
	A	**86529340**		1	TOMADA DE FORÇA **(2 AO 11)**	SHAFT, PTO	TOMA DE FUERZA	207P
2		**84014007**		1	GARFO **(4,5)**	YOKE	HORQUILLA	085F
3		**NSS**		1	EIXO, **L=350MM**	SHAFT	EJE	016A
4		**84004292**	C0204	1	KIT	KIT	EQUIPO	305C
		[84058743]	D0500	1	KIT	KIT	EQUIPO	305C

15 16 7 2 18 19 20 21 17 22 22 23

(A) SOMENTE BRASIL 24

1

STANDARD 25

26 **MODELOS**

ENGLISH

1 **Position** of the “Figure” on the machine.

2 Reference - Figure call-out of the partnumber.

3 Parts supplied in repair kits per symbol reference.

4 01.14.0-2 Part illustrated on the **Page** or in the **Figure** indicated, or calls for **Variations** or **Details**. Indicates components shown in detail elsewhere in the catalogue under the figure number shown.

5 Technical specifications relating to the Part indicated.

6 **Section** number.

7 2 Includes item(s) .....

8 Orientation. (Arrow indicates front of the machine). 

9 Figure description.

10 General information of the figure.

11 **Assembly** code.

12 **Sequence** code within the assembly.

13 Page number within the sequence code.

14 **Date** of printing or updating of page (month-year).

15 **Note** - Relating to the Part Number. There is a key to symbols and abbreviations at the bottom of the text page.

16 Non-serviced parts. (see page 42).

17 Further description of the part to help confirm identification. Refer to page 42 for explanation of symbols used.

18 Not available as service part.

19 Part Number.

20 Modification.
C 0201 = Part valid **UNTIL 0201** change.
D 0300 = Part valid **FROM 0300** change.
F 0202 = Part valid **FROM Serial N.... to Serial N....**

Implementation of change. Serial number from which the change starts.
The numbers are indicated on the identification plate of the model (see page 38).
E.g.: **D0300 Serial n° 2503001** means that the part has been installed **“FROM”** serial number **2503001**. Consequently, the parts marked by C0201, were installed **“UP TO”** serial number **2501999**.
See code table page 41.

21 Total **Quantity** of the Part referred to in the page.
The quantity can be replaced by the following indications:
M = supplied in metres. **AR** = quantity as requested.

22 Part **Description**.

23 **L.C. - Lexicon code** for the identification of Part names (see page 45).

24 Footnote references.

25 Figure notes.

26 Model number.

01.01	01	p10	02/03

CHASSI
MAIN FRAME
BASTIDOR
TELAIO
GESTELL
CHASSI

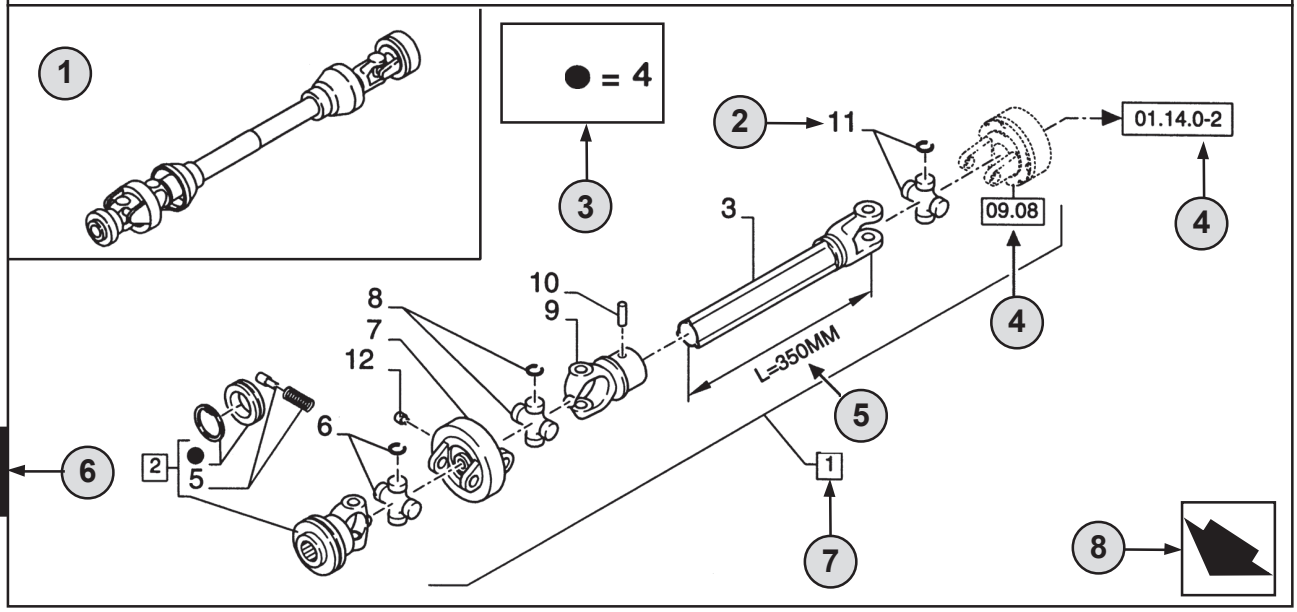

1

01.01	01	p10	02/03

CHASSI - D0200
MAIN FRAME
BASTIDOR
TELAIO
GESTELL
CHASSI

R	N	P.N.	MOD	Q	Descrição	Description	Descripción	L.C.
	A	**86529340**		1	TOMADA DE FORÇA **(2 AO 11)**	SHAFT, PTO	TOMA DE FUERZA	207P
2		**84014007**		1	GARFO **(4,5)**	YOKE	HORQUILLA	085F
3		**NSS**		1	EIXO, **L=350MM**	SHAFT	EJE	016A
4		**84004292**	C0204	1	KIT	KIT	EQUIPO	305C
		[84058743]	D0500	1	KIT	KIT	EQUIPO	305C

(A) SOMENTE BRASIL

STANDARD

MODELOS

1

ESPAÑOL

1 **Posición** de la “Figura” en la máquina.

2 Referencia - Figura correspondiente del número de pieza.

3 Piezas suministradas en juegos de reparación por símbolo de referencia.

4 01.14.0-2 Pieza ilustrada en la **Página** o en la **Figura** indicado, o indicaciones por **Variaciones** o **Detalles.** Señala componentes mostrados en detalle en algún lugar del catálogo bajo este número de figura.

5 Especificaciones técnicas relacionadas con la pieza indicada.

6 Número de **Sección**.

7 2 Incluye punto(s) .....

8 Orientación (La flecha indica la parte delantera de la máquina). 

9 Descripción de la figura.

10 Información general de la figura.

11 Código de **Conjunto.**

12 Código de **Secuencia dentro del conjunto.**

13 Número de pieza dentro del código de secuencia.

14 **Fecha** de impresión o puesta al día de la página (mes-año).

15 **Nota -** Relacionada con el Número de Pieza.Hay una clave de símbolos y abreviaciones al final de la página de texto.

16 Piezas que no se suministran en servicio (ver página 42).

17 Descripción ulterior de la pieza para facilitar su identificación. Ver la explicación de los símbolos utilizados en la página 42.

18 No disponible como pieza de servicio.

19 Número de pieza.

20 Modificación.
C 0201 = Pieza válida **HASTA** el cambio **0201**.
D 0300 = Pieza válida **DESDE** el cambio **0300**.
F 0202 = Pieza válida **DESDE el N° de Serie.... al N° de Serie....**

Implementación del cambio. Número de serie a partir del cual comienza el cambio. Los números se indican en la placa de identificación del modelo (ver página 38).
P.e.: **D0300 Serie n° 2503001** significa que las piezas se han instalado **“DESDE”** el número de serie **2503001**.
En consecuencia, las piezas marcadas con **C0201**, fueron montadas **“HASTA”** el número de serie **2501999**.
Ver tabla de códigos en la página 41.

21 **Cantidad** total de las piezas referenciadas en la página.
La cantidad puede ser sustituida por cualquiera de las siguientes indicaciones:
M = suministrada por metros. **AR** = cantidad según sea necesario.

22 **Descripción** de la pieza.

23 **L.C. - Código Léxico** para la identificación de los nombres de piezas (ver página 45).

24 Notas de pié de página.

25 Notas de figura.

26 Número de modelo.

01.01	01	p12	02/03

CHASSI
MAIN FRAME
BASTIDOR
TELAIO
GESTELL
CHASSI

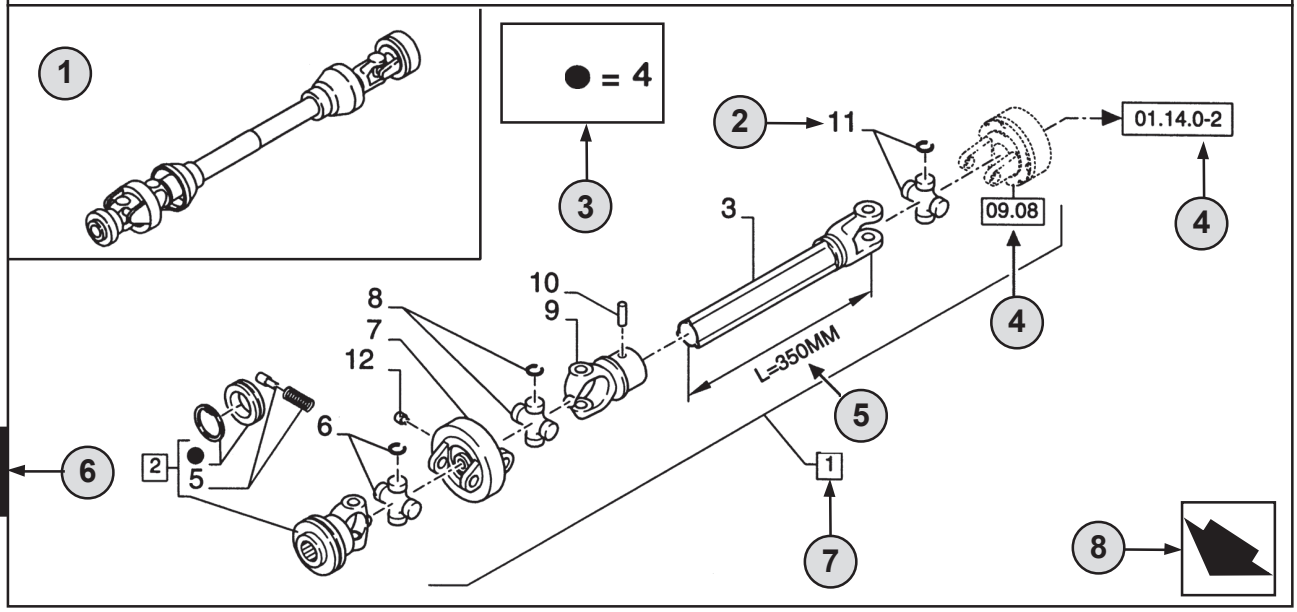

1

6

9 10

01.01	01	p12	02/03

11 12 13 14

CHASSI - D0200
MAIN FRAME
BASTIDOR
TELAIO
GESTELL
CHASSI

R	N	P.N.	MOD	Q	Descrição	Description	Descripción	L.C.
	A	**86529340**		1	TOMADA DE FORÇA **(2 AO 11)**	SHAFT, PTO	TOMA DE FUERZA	207P
2		**84014007**		1	GARFO **(4,5)**	YOKE	HORQUILLA	085F
3		**NSS**		1	EIXO, **L=350MM**	SHAFT	EJE	016A
4		**84004292**	C0204	1	KIT	KIT	EQUIPO	305C
		[84058743]	D0500	1	KIT	KIT	EQUIPO	305C

15 16 7 2 18 19 20 21 17 22 22 23

(A) SOMENTE BRASIL — 24

1

STANDARD — 25

26 → **MODELOS**

1 **Posizione** della “Figura” sulla macchina.

2 Riferimento del Numero ricambio nella figura.

3 Particolari forniti nei corredi di riparazione per riferimento simbolico.

4 01.14.0-2 Particolare illustrato alla **Pagina** o nella **Figura** indicata, oppure richiamo per **Variazioni** o **Dettagli.** Indica i componenti illustrati in dettaglio in un’altra parte nel catalogo sotto il numero di figura riportato.

5 Dati tecnici relativi al particolare indicato.

6 Numero **Sezione**.

7 2 Comprende il/i pezzo/i .....

8 Orientamento (la freccia indica la parte anteriore della macchina). 

9 Descrizione figura.

10 Informazioni generali sulla figura.

11 Codice **complessivo**.

12 Codice **sequenza** nel complessivo.

13 Numero pagina nel codice sequenza.

14 **Data** di stampa o di aggiornamento della pagina (mese-anno).

15 **Nota** - Si riferisce al numero ricambio. In fondo alla pagina di testo è riportato la legenda dei simboli e delle abbreviazioni.

16 Particolari non soggetti a manutenzione (vedi pag.42).

17 Ulteriore descrizione del particolare per confermare definitivamente l’indentificazione.Fare riferimento a pag.42 per la spiegazione dei simboli utilizzati.

18 Non disponibile come particolare per l’assistenza.

19 Numero ricambio.

20 Modifica.
C 0201 = Particolare valido **FINO alla modifica 0201**.
D 0300 = Particolare valido **A PARTIRE dalla modifica 0300**.
F 0202 = Particolare valido **A PARTIRE dal telaio n. .... fino al telaio n. ....**

Introduzione della modifica. Numero telaio a partire dal quale la modifica è stata adottata.
I numeri sono indicati sulla targhetta di identificazione del modello (vedi pag. 38).
E.s.: **D0300 telaio n. 2503001** significa che il particolare è stato installato **“A PARTIRE DAL”** talaio n. **2503001**. Per cui, i particolari marcati **C0201**, sono stati installati **“FINO AL”** telaio n. **2501999**.
Vedere tabella codici a pag. 41.

21 **Quantità** totale del particolare indicato nella pagina.
La quantità può essere sostituita dalle indicazioni seguenti:
M = fornito a metri. **AR** = quantità come necessario (‘as required’).

22 **Descrizione particolare**.

23 **L.C. - Codice Lessico** per l’identificazione dei nomi dei particolari (vedi pag.45).

24 Riferimenti note a piè di pagina.

25 Note figura**.**

26 Numero modello.

01.01	01	p14	02/03

CHASSI
MAIN FRAME
BASTIDOR
TELAIO
GESTELL
CHASSI

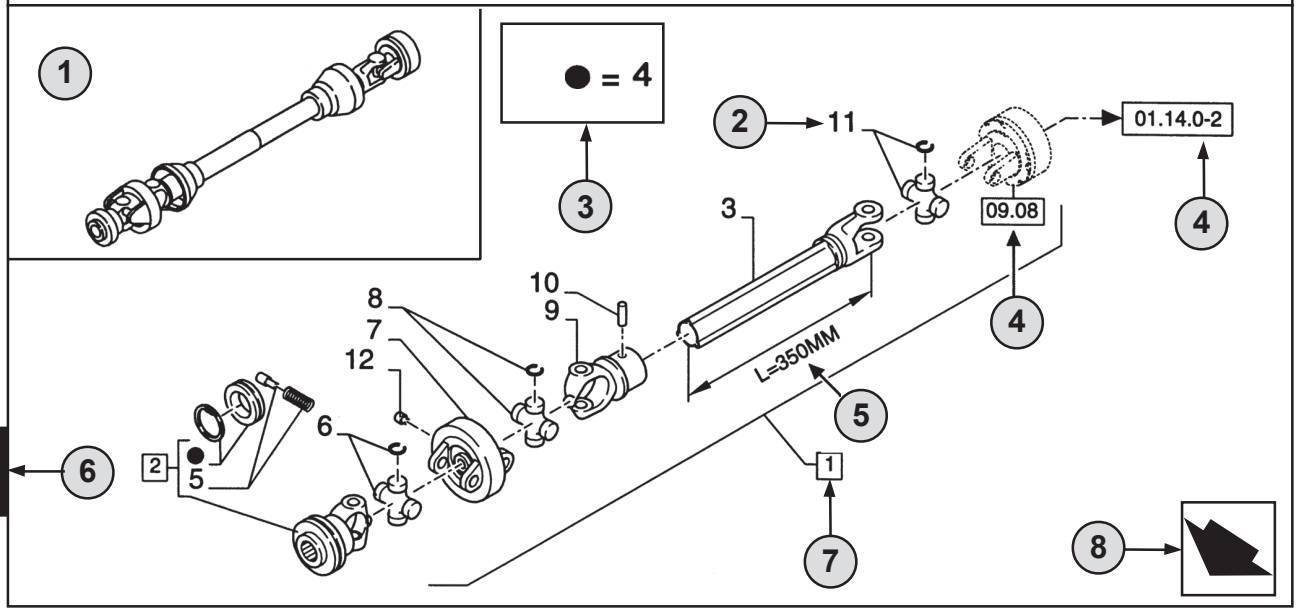

1

9 10

01.01	01	p14	02/03
11	12	13	14

CHASSI - D0200
MAIN FRAME
BASTIDOR
TELAIO
GESTELL
CHASSI

R	N	P.N.	MOD	Q	Descrição	Description	Descripción	L.C.
	A	**86529340**		1	TOMADA DE FORÇA **(2 AO 11)**	SHAFT, PTO	TOMA DE FUERZA	207P
2		**84014007**		1	GARFO **(4,5)**	YOKE	HORQUILLA	085F
3		**NSS**		1	EIXO, **L=350MM**	SHAFT	EJE	016A
4		**84004292**	C0204	1	KIT	KIT	EQUIPO	305C
		[84058743]	D0500	1	KIT	KIT	EQUIPO	305C

15 2 18 19 20 21 16 17 7 22 22 23

(A) SOMENTE BRASIL 24

1

STANDARD 25

26 **MODELOS**

DEUTSCH

1 **Position** der “Abbildung” an der Maschine.

2 Bezug - Abbilding, auf der die Teilnummer aufgeführt ist.

3 Teile, die gemäß der Bezeichnung durch das Symbol in Reparatursätzen geliefert werden.

4 01.14.0-2 Teil, das auf der angegebenen **Seite** oder **Abbildung** veranschaulicht ist, oder Verweis auf **Änderungen** oder **dataillierte Angaben**. Angabe von Teilen, die an anderer Stelle innerhalb des Katalogs unter der dargestellten Abbildungsnummer detailliert dargestellt sind.

5 Technische Daten zum angegebenen Teil.

6 **Abschnitts**nummer.

7 2 I Umfaßt Teil(e) .....

8 Orientierung (der Pfeil weist zur Vorderseite der Maschine). 

9 Beschreibung der Abbildung.

10 Allgemeine Information zur Abbildung.

11 **Montage**code.

12 **Folge**code innerhalb der Baugruppe.

13 Seitennummer innerhalb des Folgecodes.

14 **Datum** des Drucks oder der Aktualisierung der Seite (Monat-Jahr).

15 **Hinweis -** Bezieht sich auf die Teilnummer. Ein Schlüssel für die Symbole und Abkürzungen befindet sich unten auf der Textseite.

16 Kein gewartetes Teil. (Siehe Seite 42).

17 Weitere Beschreibung des Teils; dient als Hilfe bei der Identifizierung des Teils. Beachten Sie Seite 42 mit einer Erläuterung der verwendeten Symbole.

18 Nicht als Service-Teil erhältlich

19 Teilnummer.

20 Modifizierung.
C 0201 = Teil gültig **BIS** zur Änderung **0201**.
D 0300 = Teil gültig **AB** der Änderung **0300**.
F 0202 = Teil gültig **AB Serien-N.... bis Serien-N....**

Einführung der Änderung. Serienummer, von der an die Änderung erfolgte. Die Nummern sind auf dem Typenschild des Modells aufgeführt (siehe Seite 38).
Beispiel: **D0300 Serienummer 2503001** bedeutet, daß das Teil “**AB**” Serienummer **2503001** montiert wurde. Folglich wurden Teile, die mit **C0201** markiert sind, **“BIS”** Serienummer **2501999** montiert.Es sei auf die Code-Tabelle auf Seite 41 verwiesen.

21 **Gesamtzahl** des auf der Seite Aufgeführten Teils.Diese Zahl kann durch die folgenden Angaben ersetzt sein:
M = Lieferung in Meter. **AR** = Anzahl nach Bedarf.

22 **Beschreibung** von Teilen.

23 **L.C. - Lexikon-Code** zur Identifizierung von Bezeichnungen für Teile (siehe Seite 45).

24 Fußnotenverzeichnisse.

25 Hinweise zu Abbildungen.

26 Modellnummer.

01.01	01	p16	02/03

CHASSI
MAIN FRAME
BASTIDOR
TELAIO
GESTELL
CHASSI

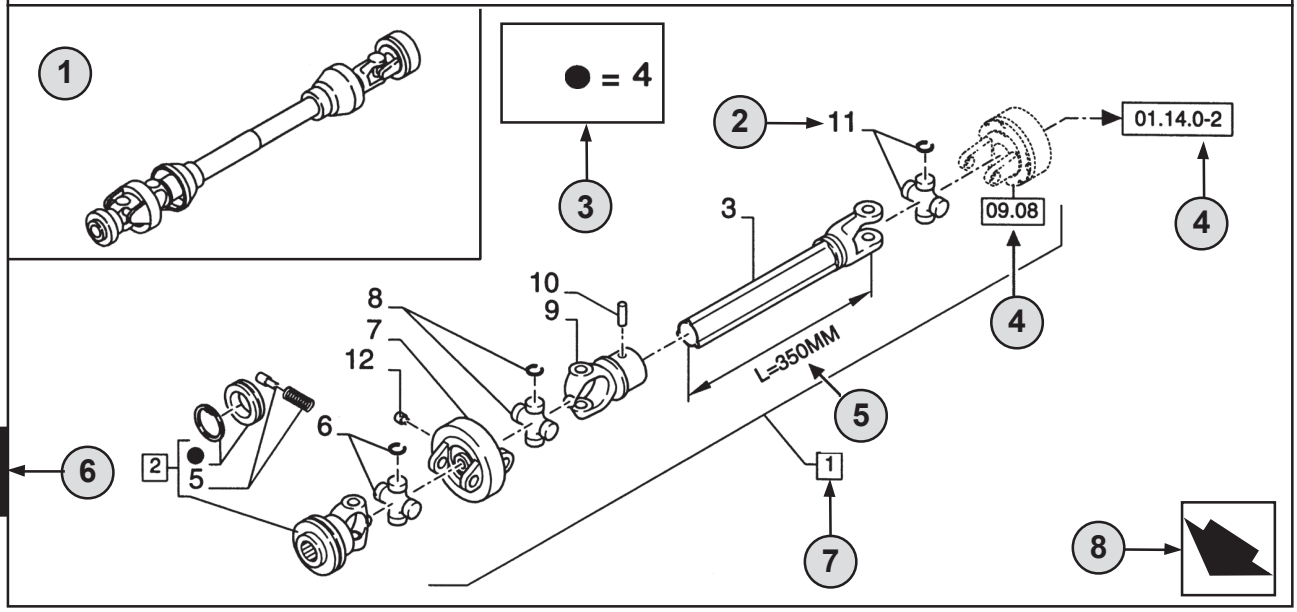

1

9 10

01.01	01	p16	02/03
11	12	13	14

CHASSI - D0200
MAIN FRAME
BASTIDOR
TELAIO
GESTELL
CHASSI

R	N	P.N.	MOD	Q	Descrição	Description	Descripción	L.C.
	A	**86529340**		1	TOMADA DE FORÇA **(2 AO 11)**	SHAFT, PTO	TOMA DE FUERZA	207P
2		**84014007**		1	GARFO **(4,5)**	YOKE	HORQUILLA	085F
3		**NSS**		1	EIXO, **L=350MM**	SHAFT	EJE	016A
4		**84004292**	C0204	1	KIT	KIT	EQUIPO	305C
		[84058743]	D0500	1	KIT	KIT	EQUIPO	305C

15 16 7 2 18 19 20 21 17 22 22 23

(A) SOMENTE BRASIL 24

1

STANDARD 25

26 **MODELOS**

1 Position du “Chiffre” sur la machine.

2 Référence-Chiffre de terminaison de la référence**.**

3 Pièces détachées approvisionnées en kit de réparation par symbole de référence.

4 01.14.0-2 Pièce illustrée dans la **page** ou sur la **figure** indiquée, pour des **variations** ou des **détails**. Montre les composants détaillés par ailleurs dans le catalogue sous le numéro de la figure.

5 Spécifications techniques relatif à la pièce indiquée.

6 Numérotation des sections.

7 2 ITEM inclus .....

8 Orientation (la Flèche indique l’avant de la machine). 

9 Description de la figure.

10 Information générale de la figure.

11 Code d’assemblage.

12 Code de séquence sans l’assemblage.

13 Numéro de page sans le code de séquence.

14 Date d’impression ou mise à jour de la page (mois-année).

15 Note-relatif à la référence. Ceci est la clé des symboles et abréviations en bas de la page suivante.

16 Pièces non servies (voir page 42).

17 Description supplémentaire de la pièces pour aider à la confirmation de l’identification.
Se reporter à la page 42 pour l’explication des symboles utilisés.

18 Ne concerne pas le service pièces détachées.

19 Référence.

20 Modification.
C 0201 = Pièce valable **JUSQU’A 0201** Changement.
D 0300 = Pièce valable **A PARTIR DE 0300** Changement.
F 0202 = Pièce valable **A PARTIR DU** N° de série **.... Jusqu’au** N° de série**....**

Mise en oeuvre de changement.Les numéro de série qui démarrent.Les numéros sont indiqués sur la plaque d’identification du modèles (voir page 38).
Ex.: **D0300** N° de série **2503001** indique que la pièce a été installée à partir du N° de série **2503001**.
En conséquence la pièce marquée **C0201** serait installée après le N° de série **2501999**.
Voir la table - codes page 41.

21 Total du nombre de pièces référencées dans la page.
La quantité peut être remplacée par l’indications suivante:
M = Vendu au mètres. **AR** = Quantité à la demande.

22 Description de la pièce.

23 L.C. - Code Lexique ou Glossaire pour l’identification du nom des pièces (voir page 45).

24 Référence en bas de page.

25 Annotation des chiffres.

26 Numéro du modèle.

TABLE OF CONTENTS

00.000.00	01	**ÍNDICE PICTOGRÁFICO - MANUTENÇÃO**
00.000.10	01	**ÍNDICE PICTOGRÁFICO - MOTOR**
00.000.21	01	**ÍNDICE PICTOGRÁFICO - TRANSMISSÃO**
00.000.25	01	**EIXO DIANTEIRO 4WD**
00.000.27	01	**ÍNDICE PICTOGRÁFICO - EIXO TRASEIRO**
00.000.33	01	**ÍNDICE PICTOGRÁFICO - FREIOS E COMANDOS**
00.000.35	01	**ÍNDICE PICTOGRÁFICO - SISTEMA HIDRÁULICO**
00.000.37	01	**ÍNDICE PICTOGRÁFICO - GANCHOS PARA REBOQUE E LASTRAGEM**
00.000.39	01	**ÍNDICE PICTOGRÁFICO - COMPONENTES DA ESTRUTURA**
00.000.41	01	**ÍNDICE PICTOGRÁFICO - DIREÇÃO**
00.000.44	01	**ÍNDICE PICTOGRÁFICO - EIXO & RODAS**
00.000.50	01	**ÍNDICE PICTOGRÁFICO - CONTROLE DE CLIMA NA CABINE**
00.000.55	01	**ÍNDICE PICTOGRÁFICO - SISTEMA ELÉTRICO**
00.000.82	01	**ÍNDICE PICTOGRÁFICO - CARREGADOR DIANTEIRO**
00.000.84	01	**ÍNDICE PICTOGRÁFICO - RETROESCAVADEIRA**
00.000.90	01	**ÍNDICE PICTOGRÁFICO - PLATAFORMA, CABINE, CARROCERIA Y DECALQUES**
05.001.01	02	**BUCKET RETROFIT KIT**
05.100.01	01	**FILTROS**
05.100.01	01	**LISTA DE INVENTÁRIO INICIAL DO CONCESSIONÁRIO**
10.001.02	01	**BASE MOTOR**
10.001.02	02	**BLOCO DE CILINDRO**
10.001.02	03	**BLOCO DE CILINDRO STIFFENER PLATE**
10.012.03	01	**MOTOR - SUPORTE**
10.101.01	01	**CABEÇA DE CILINDRO**
10.101.01	02	**CABEÇA DE CILINDRO**
10.101.02	01	**CULATA DEL CILINDRO**
10.101.02	02	**CABEÇA DE CILINDRO, COBERTURAS**
10.101.03	01	**RESPIRADOURO - MOTOR**
10.102.03	01	**TAMPAS BASE**
10.102.03	02	**TAMPAS BASE**
10.102.03	03	**CÁRTER, COBERTURAS**
10.102.04	01	**COBERTURA DA ENGRENAGEM DIANTEIRA**
10.103.01	01	**EIXO MOTOR**
10.103.01	02	**CAMBOTA**
10.103.02	01	**POLIA - EIXO MOTOR (2856237)**
10.103.03	01	**VOLANTE - MOTOR**

TABLE OF CONTENTS

10.103.04	01	**POLIA, CAMBOTA**
10.105.01	01	**PISTÃO - MOTOR ASPIRADO**
10.105.01	02	**PISTÃO - MOTOR TURBINADO**
10.105.01	03	**BIELA MOTOR**
10.105.01	04	**PISTÃO**
10.105.01	05	**BIELA**
10.106.04	01	**CABEÇOTE DO CILINDRO - MECANISMO DA VÁLVULA**
10.106.07	01	**EIXO DE CAME**
10.106.07	02	**ÁRVORE DE CAMES**
10.110.02	01	**EQUILIBRADOR, ALOJAMENTO, ENGRENAGENS E VEIO**
10.110.02	02	**EQUILIBRADOR, ALOJAMENTO, ENGRENAGENS E VEIO**
10.202.01	01	**FILTRO DE AR - PEÇAS DE ADMISSÃO DE AR**
10.202.01	02	**FILTRO DE AR - PEÇAS DA ADMISSÃO DE AR**
10.202.03	01	**CONJUNTO DO FILTRO DE AR**
10.206.01	01	**FILTRO DE COMBUSTÍVEL**
10.206.01	02	**FILTRO DE COMBUSTÍVEL**
10.206.02	01	**FILTRO ÓLEO - MOTOR**
10.210.01	01	**BOMBA, COMBUSTÍVEL**
10.210.01	02	**BOMBA DE COMBUSTÍVEL**
10.212.01	01	**RESERVATÓRIO DE COMBUSTÍVEL**
10.214.01	01	**FILTRO SEPARADOR DE ÁGUA - TUBULAÇÃO**
10.214.01	02	**FILTRO SEPARADOR DE ÁGUA - TUBULAÇÃO**
10.214.02	01	**FILTRO DE COMBUSTÍVEL - SEPARADOR DE ÁGUA**
10.218.03	01	**SISTEMA DE INJEÇÃO DE COMBUSTÍVEL**
10.218.03	02	**INJECTION EQUIPMENT - INJECTOR**
10.218.04	01	**TUBAGENS - COMBUSTÍVEL**
10.218.04	03	**PIPING - FUEL**
10.218.05	01	**GRUPO INJECÇÂO - TUBAGENS**
10.218.05	02	**INJECTION EQUIPMENT - PIPING**
10.218.05	03	**SISTEMA DE INJEÇÃO DE COMBUSTÍVEL**
10.218.05	04	**FUEL INJECTION SYSTEM**
10.218.05	05	**FUEL INJECTION SYSTEM**
10.220.01	01	**CONTROLES - ACELERADOR, PEDAL**
10.220.02	01	**CONTROLES - ACELERADOR DE MÃO**
10.246.01	01	**BOMBA DE INYECCION**
10.246.01	02	**FUEL INJECTION PUMP**

TABLE OF CONTENTS

10.246.02	01	**BOMBA INJECÇÂO**
10.246.02	02	**INJECTION PUMP**
10.250.05	01	**TURBOCOMPRESOR**
10.250.05	02	**TURBOCHARGER**
10.250.06	01	**TUBAGENS - OLEO MOTOR**
10.250.06	02	**TURBOCHARGER SYSTEM**
10.254.06	01	**MOTOR ASPIRADO - TUBO DE ESCAPE**
10.254.08	01	**COLECTOR ESCAPE**
10.254.08	02	**COLECTOR ESCAPE**
10.254.08	03	**MANIFOLD - INTAKE TURBORCHARGER ENGINE**
10.254.10	01	**COLECTOR DE DESCARGA**
10.254.11	01	**SILENCIOSO - SISTEMA DE ESCAPE**
10.254.12	01	**AQUECEDOR DA GRADE DE ARRANQUE A FRIO**
10.304.01	01	**BOMBA ÓLEO - MOTOR**
10.304.02	01	**BOMBA DE ÓLEO, RECIPIENTE**
10.304.02	02	**CÁRTER DE ÓLEO**
10.304.10	01	**VARETA NÍVEL ÓLEO MOTOR**
10.400.03	01	**SISTEMA DE ARREFECIMENTO - MOTOR**
10.400.03	02	**COOLING SYSTEM - ENGINE**
10.402.02	01	**BOMBA DE ÁGUA**
10.402.05	01	**BOMBA DE AGUA - CONTROLE**
10.402.05	02	**WATER PUMP - CONTROL**
10.402.09	01	**TERMOSTATO - SISTEMA DE ARREFECIMENTO, MOTOR**
10.402.09	02	**THERMOSTAT - ENGINE COOLING SYSTEM**
10.406.01	01	**SISTEMA DE PURGA DE AIRE - SUPORTE**
10.406.04	01	**RADIADOR - SOPORTE**
10.406.06	01	**RADIADOR - REVESTIMENTOS E GUARNIÇÕES**
10.408.01	01	**TROCADOR DE CALOR - MOTOR**
10.408.01	02	**HEAT EXCHANGER - ENGINE**
10.414.01	01	**HÉLICE DO MOTOR - 7 PÁS**
10.414.01	02	**HÉLICE DO MOTOR**
10.414.02	01	**ACIONAMENTO DA HÉLICE E POLIA**
10.414.02	02	**FAN DRIVE**
21.100.01	01	**TRANSMISSÃO - CONJUNTO**
21.104.03	01	**TRANSMISSÃO - 2WD - FILTRO, ÓLEO**
21.104.03	01	**TRANSMISSÃO - 2WD/4WD POWERSHIFT TIPO S, SPS - FILTRO, ÓLEO**

TABLE OF CONTENTS

21.104.03	02	**TRANSMISSÃO, 4WD - FILTRO, ÓLEO**
21.109.02	01	**TRANSMISSÃO - SISTEMA DE ARREFECIMENTO**
21.112.01	01	**TRANSMISSÃO, 4WD - CARCAÇA**
21.112.01	02	**TRANSMISSÃO, 2WD - CARCAÇA**
21.112.04	01	**TRANSMISSÃO, SUPORTES - POWERSHIFT**
21.112.04	02	**TRANSMISSÃO - SUPORTES (MODELOS SEM POWERSHIFT)**
21.115.01	01	**TRANSMISSÃO - ALAVANCA DE CONTROLE**
21.133.02	01	**TRANSMISSÃO, 2WD - MECANISMO DE TROCA DE MARCHAS**
21.133.02	02	**TRANSMISSÃO, 4WD - MECANISMO DE TROCA DE MARCHAS**
21.133.02	03	**TRANSMISSÃO, 2WD / 4WD POWERSHIFT TIPO S - MECANISMO DE TROCA DE MARCHAS**
21.134.01	01	**TRANSMISSÃO, 2WD / 4WD POWERSHIFT TIPO S - VÁLVULA, CONTROLE**
21.134.01	02	**TRANSMISSÃO, 4WD - VÁLVULA, COMANDO**
21.134.01	03	**TRANSMISSÃO, 2WD / 4WD POWERSHIFT TIPO S - VÁLVULA, CONTROLE**
21.134.05	01	**TRANSMISSÃO, 4WD - VÁLVULA, SOLENÓIDE**
21.140.01	01	**TRANSMISSÃO, 2WD - EIXO, ENTRADA & TDF**
21.140.01	02	**TRANSMISSÃO - 2WD / 4WD POWERSHIFT - EIXOS, ENTRADA & TDF**
21.154.01	01	**TRANSMISSÃO, 2WD - BOMBA, ÓLEO**
21.154.01	02	**TRANSMISSÃO, 4WD - BOMBA, ÓLEO**
21.154.01	03	**TRANSMISSÃO - 2WD / 4WD POWERSHIFT - BOMBA, ÓLEO**
21.154.02	01	**TRANSMISSÃO, 2WD - EIXO, RÉ & PRIMÁRIO**
21.154.02	02	**TRANSMISSÃO, 4WD - EIXO, RÉ & PRIMÁRIO**
21.154.02	03	**TRANSMISSÃO, 2WD/4WD - EIXO, RÉ & PRIMÁRIO**
21.154.03	02	**TRANSMISSÃO, 4WD - EIXO, SAÍDA**
21.154.03	03	**TRANSMISSÃO, 4WD POWERSHIFT - EIXO, SAÍDA**
21.154.09	01	**TRANSMISSÃO, 2WD - EIXO, SECUNDÁRIO**
21.154.09	02	**TRANSMISSÃO, 4WD - EIXO, SECUNDÁRIO**
21.154.09	03	**TRANSMISSÃO, 2WD / 4WD POWERSHIFT - EIXO, SECUNDÁRIO**
21.300.01	01	**ÁRVORE DE TRANSMISSÃO - EIXO TRASEIRO**
25.100.01	01	**EIXO 4WD, TRAÇÃO DIANTEIRA - MONTAGEM**
25.100.02	01	**EIXO, DIANTEIRO - SUPORTES (2WD)**
25.100.03	01	**EIXO DIANTEIRO, 4WD 14.3 HD**
25.100.08	01	**EIXO, DIANTEIRO - CARCAÇA (2WD)**
25.102.01	01	**EIXO, TRAÇÃO DIANTEIRA - ÁRVORE DE TRANSMISSÃO**
25.104.01	01	**EIXO, TRAÇÃO DIANTEIRA, 4WD - ANEL E PINHÃO**
25.106.01	01	**EIXO, TRANSMISSÃO DIANTEIRA, 4WD - DIFERENCIAL**
25.108.01	01	**EIXO, TRANSMISSÃO DIANTEIRA - CARCAÇA, ARTICULAÇÃO GIRATÓRIA (4WD)**

TABLE OF CONTENTS

25.108.02	01	**EIXO DIANTEIRO - CARCAÇA, ARTICULAÇÃO (2WD)**
25.108.02	02	**EIXO DIANTEIRO - CUBO E ROLAMENTOS (2WD)**
25.300.01	01	**EIXO, TRANSMISSÃO DIANTEIRA, 4WD - ÁRVORES, EIXO**
25.300.02	01	**ÁRVORE DE TRANSMISSÃO, 4WD - EIXO DIANTEIRO**
25.310.01	01	**EIXO, TRANSMISSÃO DIANTEIRA, 4WD - PLANETÁRIO**
27.100.08	01	**EIXO, TRASEIRO - SUPORTES**
27.100.09	01	**EIXO, TRASEIRO - CARCAÇA**
27.100.11	01	**EIXO, TRASEIRO - FREIO, DIFERENCIAL**
27.106.01	01	**EIXO, TRASEIRO - DIFERENCIAL**
27.106.02	01	**EIXO, TRASEIRO - COROA E PINHÃO**
27.110.02	01	**EIXO, TRASEIRO - BLOQUEO DEL DIFERENCIAL**
27.110.02	02	**EIXO, TRASEIRO - BLOQUEIO DO DIFERENCIAL**
27.120.02	01	**EIXO, TRANSMISSÃO TRASEIRA - PLANETÁRIOS**
33.110.04	01	**TRANSMISSÃO, 2WD / 4WD - FREIO, ESTACIONAMENTO**
33.202.04	01	**SISTEMA HIDRÁULICO DO FREIO**
33.202.06	01	**PEDAIS DOS TRAVÕES**
33.202.09	01	**SISTEMA DE FREIO - CILINDRO MESTRE**
33.202.10	01	**SISTEMA HIDRÁULICO - COMANDO DO FREIO (4X2)**
33.202.11	01	**SISTEMA HIDRÁULICO - COMANDO DO FREIO (4X4)**
33.202.12	01	**SISTEMA HIDRÁULICO DO FREIO**
35.106.01	01	**BOMBA HIDRÁULICA - INSTALAÇÃO**
35.106.02	01	**BOMBA, EQUIPAMENTO HIDRÁULICO**
35.150.01	01	**SEÇÃO DE VÁLVULA - RETROESCAVADEIRA, ENTRADA (COM COMANDOS PILOTADOS)**
35.150.02	01	**SEÇÃO DE VÁLVULA - RETROESCAVADEIRA, BOOM (COM COMANDOS PILOTADOS)**
35.150.03	01	**SEÇÃO DE VÁLVULA - RETROESCAVADEIRA, CAÇAMBA (COM COMANDOS PILOTADOS)**
35.150.04	01	**SEÇÃO DE VÁLVULA - RETROESCAVADEIRA, BI-DIRECIONAL**
35.150.05	01	**SEÇÃO DE VÁLVULA - RETROESCAVADEIRA, SAÍDA**
35.150.06	02	**SEÇÃO DE VÁLVULA - RETROESCAVADEIRA, OSCILAÇÃO (COM COMANDOS PILOTADOS)**
35.150.08	01	**SEÇÃO DE VÁLVULA - RETROESCAVADEIRA, ESTABILIZADOR (COM COMANDOS PILOTADOS)**
35.150.09	01	**SEÇÃO DE VÁLVULA - RETROESCAVADEIRA, CONCHA (COM COMANDOS PILOTADOS)**
35.150.11	01	**SEÇÃO DE VÁLVULA - RETROESCAVADEIRA, BOOM EXTENSÍVEL (COM COMANDOS PILOTADOS)**
35.150.14	01	**SISTEMA HIDRÁULICO - VÁLVULA REDUTORA DE PRESSÃO (2 CARRETÉIS) (COM COMANDOS PILOTADOS)**
35.150.14	02	**SISTEMA HIDRÁULICO - VÁLVULA REDUTORA DE PRESSÃO (3 CARRETÉIS) (COM COMANDOS PILOTADOS)**
35.150.14	03	**SISTEMA HIDRÁULICO - VÁLVULA REDUTORA DE PRESSÃO (4 CARRETÉIS) (COM COMANDOS PILOTADOS)**
35.150.15	01	**SISTEMA HIDRÁULICO - VÁLVULA, ALAVANCA DE CONTROLE (COMANDOS PILOTADOS) (ESQUERDO) COM BUZINA E BOTÕES UNI-DIRECIONAIS**

TABLE OF CONTENTS

35.150.15	02	**SISTEMA HIDRÁULICO - VÁLVULA, ALAVANCA DE CONTROLE (COMANDOS PILOTADOS) (ESQUERDO) COM BUZINA E BOTÕES BI-DIRECIONAIS**
35.150.15	03	**SISTEMA HIDRÁULICO - VÁLVULA, JOYSTICK (COM COMANDOS PILOTADOS) (LADO ESQUERDO) COM BUZINA**
35.150.16	01	**VÁLVULA, JOYSTICK (COM COMANDOS PILOTADOS) (LADO DIREITO) SEM BRAÇO EXTENSÍVEL DA CONCHA**
35.150.16	02	**SISTEMA HIDRÁULICO - VÁLVULA, ALAVANCA DE CONTROLE (COMANDOS PILOTADOS) (DIREITO) SEM BRAÇO EXTENSÍVEL DA CONCHA, 7 CARRETÉIS**
35.150.16	03	**SISTEMA HIDRÁULICO - VÁLVULA, ALAVANCA DE CONTROLE (COMANDOS PILOTADOS) (DIREITO) COM BRAÇO EXTENSÍVEL DA CONCHA, 8 CARRETÉIS**
35.359.01	01	**CARREGADOR, VÁLVULA DE CONTROLE, MECÂNICA, 3 CARRETÉIS**
35.701.02	01	**SISTEMA HIDRÁULICO - CILINDRO, CAÇAMBA DA CARREGADEIRA 4 EM 1**
35.701.02	02	**SISTEMA HIDRÁULICO - CILINDRO, CAÇAMBA DA CARREGADEIRA 4 EM 1**
35.701.03	01	**CILINDRO - CARREGADEIRA 4 EM 1**
35.701.04	01	**HIDRÁULICO - CARREGADEIRA 4 EM 1**
35.701.06	01	**SISTEMA HIDRÁULICO - CARREGADEIRA, 2 CARRETÉIS (COM COMANDOS PILOTADOS)**
35.701.06	02	**SISTEMA HIDRÁULICO - CARREGADEIRA, 3 CARRETÉIS (COM COMANDOS PILOTADOS)**
35.701.06	03	**SISTEMA HIDRÁULICO - CARREGADEIRA, 3 CARRETÉIS (COM COMANDOS PILOTADOS)**
35.701.08	01	**SISTEMA HIDRAULICO - VÁLVULA DA CARREGADEIRA, 3 CARRETÉIS (COMANDO PILOTADOS)**
35.701.08	02	**SISTEMA HIDRAULICO - VÁLVULA DA CARREGADEIRA, 3 CARRETÉIS (COMANDO PILOTADOS)**
35.701.11	01	**SISTEMA HIDRÁULICO - CILINDRO LEVANTAMENTO CARREGADEIRA**
35.701.13	01	**SISTEMA HIDRÁULICO - LEVANTAMENTO CARREGADEIRA**
35.701.14	01	**SISTEMA HIDRÁULICO - CARREGADEIRA**
35.701.15	01	**SISTEMA HIDRÁULICO - CARREGADEIRA, 2 CARRETÉIS (COM COMANDOS PILOTADOS)**
35.701.16	01	**SISTEMA HIDRÁULICO - CARREGADEIRA, 2 CARRETÉIS (SEM COMANDOS PILOTADOS)**
35.701.16	02	**SISTEMA HIDRÁULICO - CARREGADEIRA, 2 CARRETÉIS (SEM COMANDOS PILOTADOS)**
35.701.17	01	**SISTEMA HIDRÁULICO, CONTROLE SUSPENSÃO**
35.701.17	02	**SISTEMA HIDRÁULICO, CONTROLE SUSPENSÃO**
35.701.17	03	**SISTEMA HIDRÁULICO, CONTROLE SUSPENSÃO**
35.701.17	04	**SISTEMA HIDRÁULICO, CONTROLE SUSPENSÃO**
35.701.17	05	**SISTEMA HIDRÁULICO, CONTROLE SUSPENSÃO**
35.724.03	01	**COMANDOS DA CARREGADEIRA - LEVANTAMENTO E CAÇAMBA**
35.724.04	01	**COMANDOS DA CARREGADEIRA - TRANSMISSÃO 4X2 E 4X4**
35.724.05	01	**COMANDOS DA CARREGADEIRA - TRANSMISSÃO POWER SHIFT**
35.724.06	01	**COMANDOS - LEVANTAMENTO E CAÇAMBA DA CARREGADEIRA**
35.724.06	02	**CONTROLE, BALDE DE CARREGAMENTO 4X1, INSTALAÇÃO, MECÂNICA**
35.724.06	03	**CONTROLE, BALDE DE CARREGAMENTO 4X1, INSTALAÇÃO, POWERSHUTTLE**
35.724.07	01	**COMANDOS - LEVANTAMENTO E CAÇAMBA DA CARREGADEIRA**
35.724.07	02	**COMANDOS - LEVANTAMENTO E CAÇAMBA DA CARREGADEIRA**
35.724.08	01	**VÁLVULA - COMANDOS CARREGADEIRA, PROTEÇÃO**

TABLE OF CONTENTS

35.724.09	01	**VÁLVULA - COMANDOS DA CARREGADEIRA, 2 CARRETÉIS**
35.724.10	01	**VÁLVULA - COMANDOS DA CARREGADEIRA, 3 CARRETÉIS**
35.726.02	01	**VÁLVULA - COMANDOS PILOTADOS E JOYSTICK (6 CARRETÉIS, SEM BRAÇO EXTENSÍVEL DA CONCHA, COM AUXÍLIO HIDRÁULICO)**
35.726.03	02	**VÁLVULA - COMANDOS PILOTADOS E JOYSTICK (6 CARRETÉIS, SEM BRAÇO EXTENSÍVEL DA CONCHA, SEM AUXÍLIO HIDRÁULICO)**
35.726.04	01	**VÁLVULA - COMANDOS PILOTADOS E JOYSTICK (7 CARRETÉIS, COM BRAÇO EXTENSÍVEL DA CONCHA, COM AUXÍLIO HIDRÁULICO)**
35.726.04	02	**VÁLVULA - COMANDOS PILOTADOS E JOYSTICK (7 CARRETÉIS, COM BRAÇO EXTENSÍVEL DA CONCHA, SEM AUXÍLIO HIDRÁULICO)**
35.726.05	01	**VALVE - PILOT CONTROL AND JOYSTICKS (7 SPOOL, W/O EXT DIPPER W/ AUX HYDS)**
35.726.06	01	**VÁLVULA - COMANDOS PILOTADOS E JOYSTICK (7 CARRETÉIS, SEM BRAÇO EXTENSÍVEL DA CONCHA, COM HIDR AUX)**
35.726.07	01	**VALVE - PILOT CONTROL AND JOYSTICKS (8 SPOOL, W/ EHOE, W/ AUX HYDS) (Apr 5 2012 11:18:00.5112 AM)**
35.726.07	01	**VALVE - PILOT CONTROL AND JOYSTICKS (8 SPOOL, W/ EHOE, W/ AUX HYDS) (Apr 5 2012 11:18:00.5093 AM)**
35.726.08	01	**SISTEMA HIDRÁULICO - COMANDOS PILOTADOS**
35.726.08	02	**SISTEMA HIDRÁULICO - COMANDOS PILOTADOS**
35.726.08	04	**SISTEMA HIDRÁULICO - COMANDOS PILOTADOS, AUXILIAR DUPLO (8 CARRETÉIS)**
35.726.09	01	**COMANDOS, ESTRUTURA DA TORRE**
35.726.09	02	**COMANDOS, ESTRUTURA DA TORRE**
35.726.09	03	**COMANDOS, ESTRUTURA DA TORRE**
35.726.10		**SISTEMA HIDRÁULICO - COMANDOS NÃO-PILOTADOS (3 CARRETÉIS)**
35.726.16	02	**VÁLVULA - COMANDOS RETROESCAVADEIRA, 6 CARRETÉIS (SEM BRAÇO EXTENSÍVEL DA CONCHA, SEM AUXÍLIO HIDRÁULICO, COM COMANDOS PILOTADOS)**
35.726.16	03	**VÁLVULA - COMANDOS RETROESCAVADEIRA, 6 CARRETÉIS (SEM BRAÇO EXTENSÍVEL DA CAÇAMBA, SEM 2 ALAVANCAS)**
35.726.17	01	**VÁLVULA - COMANDOS RETROESCAVADEIRA, 7 CARRETÉIS (SEM BRAÇO EXTENSÍVEL DA CONCHA, COM AUXÍLIO HIDRÁULICO, SEM COMANDOS PILOTADOS)**
35.726.17	03	**VÁLVULA - RETROESCAVADEIRA, 7 CARRETÉIS (SEM BRAÇO EXTENSÍVEL, COM AUXÍLIO, PILOTADO)**
35.726.17	04	**VÁLVULA - RETROESCAVADEIRA, 7 CARRETÉIS (COM BRAÇO EXTENSÍVEL, SEM AUXÍLIO, PILOTADO)**
35.726.17	05	**VÁLVULA - RETROESCAVADEIRA, 7 CARRETÉIS (COM BRAÇO EXTENSÍVEL)**
35.726.18	01	**VÁLVULA - RETROESCAVADEIRA, 8 CARRETÉIS (SEM BRAÇO EXTENSÍVEL, COM AUXÍLIO, PILOTADO)**
35.726.18	02	**VÁLVULA - RETROESCAVADEIRA, 8 CARRETÉIS (SEM BRAÇO EXTENSÍVEL, SEM AUXÍLIO, PILOTADO)**
35.726.19	01	**INSTALAÇÃO DA VÁLVULA - COMANDOS RETROESCAVADEIRA, 8 CARRETÉIS (OSCILAÇÃO NO PÉ)**
35.726.19	02	**INSTALAÇÃO DA VÁLVULA - COMANDOS RETROESCAVADEIRA, 8 CARRETÉIS**
35.726.19	03	**INSTALAÇÃO DA VÁLVULA - COMANDOS RETROESCAVADEIRA, 7 CARRETÉIS (OSCILAÇÃO NO PÉ)**
35.726.19	04	**INSTALAÇÃO DA VÁLVULA - COMANDOS RETROESCAVADEIRA, 7 CARRETÉIS (OSCILAÇÃO NA MÃO)**
35.726.19	05	**VÁLVULA - RETROESCAVADEIRA, 6 CARRETÉIS COM BRAÇO EXTENSÍVEL (SEM 2 ALAVANCAS)**
35.726.19	06	**VÁLVULA - RETROESCAVADEIRA, 7 CARRETÉIS COM BRAÇO EXTENSÍVEL (SEM 2 ALAVANCAS)**
35.726.19	07	**VÁLVULA - RETROESCAVADEIRA, 7 CARRETÉIS COM BRAÇO EXTENSÍVEL (COM 2 ALAVANCAS)**
35.726.20	01	**INSTALAÇÃO DA VÁLVULA - COMANDOS RETROESCAVADEIRA, UNI AUX PILOTADO, SOMENTE BOMBA DE ENGRENAGENS**

TABLE OF CONTENTS

35.726.22	01	**INSTALAÇÃO DA VÁLVULA - COMANDOS RETROESCAVADEIRA, BI AUX (COMANDOS MECÂNICOS)**
35.726.23	01	**INSTALAÇÃO DA VÁLVULA - COMANDOS RETROESCAVADEIRA, AUXILIAR DUPLO (COMANDOS PILOTADOS) BOMBA VÁLVULA VARIÁVEL**
35.726.24	01	**INSTALAÇÃO DA VÁLVULA - COMANDOS RETROESCAVADEIRA, AUXILIAR DUPLO (COMANDOS PILOTADOS) BOMBA VÁLVULA VARIÁVEL**
35.726.25	01	**SISTEMA HIDRÁULICO**
35.726.25	02	**INSTALAÇÃO DA VÁLVULA - COMANDOS RETROESCAVADEIRA, AUX DUPLO PILOTADO, SOMENTE BOMBA DE ENGRENAGENS**
35.726.26	01	**SISTEMA HIDRÁULICO**
35.726.30	01	**COMANDO - RETROESCAVADEIRA, COM OSCILAÇÃO NO PÉ (COM BRAÇO EXTENSÍVEL DA CONCHA)**
35.726.30	02	**COMANDO - RETROESCAVADEIRA, COM OSCILAÇÃO NO PÉ (COM BRAÇO EXTENSÍVEL DA CONCHA)**
35.726.31	01	**COMANDO - RETROESCAVADEIRA, 2 ALAVANCAS**
35.726.31	02	**INSTALAÇÃO DA VÁLVULA - AMORTECEDOR DE OSCILAÇÃO (AMORTECIMENTO)**
35.726.31	03	**SISTEMA HIDRÁULICO - CILINDRO RETROESCAVADEIRA OSCILAÇÃO / ESTABILIZADOR**
35.726.32	01	**RETROESCAVADEIRA - SISTEMA HIDRÁULICO - AMORTECEDOR DE OSCILAÇÃO (AMORTECIMENTO)**
35.726.32	02	**VÁLVULA - AMORTECIMENTO DA OSCILAÇÃO**
35.726.33	01	**RETROESCAVADEIRA - SISTEMA HIDRÁULICO - OSCILAÇÃO**
35.726.34	01	**COMANDO - RETROESCAVADEIRA, BRAÇO STD DA OSCILAÇÃO**
35.726.35	01	**COMANDO - RETROESCAVADEIRA, INTERRUPTOR DE PÉ PARA AUXILIARES**
35.726.36	01	**CONTROL - BACKHOE, WITH FOOT SWING (WITHOUT EXTENDABLE DIPPER)**
35.726.36	02	**COMANDO - RETROSCAVADEIRA, COM OSCILAÇÃO NO PÉ (SEM BRAÇO EXTENSÍVEL DA CONCHA)**
35.726.36	03	**SUPORTE E VEDADORES (TORRE DE CONTROLE)**
35.726.37	01	**COMANDO RETROESCAVADEIRA - VÁLVULA**
35.726.37	01	**VÁLVULA - MARTELETE AUXILIAR (COM COMANDOS MECÂNICOS)**
35.726.37	02	**SISTEMA HIDRÁULICO - CONTROLE MARTELETE**
35.726.38	01	**SISTEMA HIDRÁULICO - MARTELETE**
35.730.02	01	**CILINDRO - BRAÇO RETROESCAVADEIRA**
35.730.03	01	**CILINDRO - BOOM DA RETROESCAVADEIRA**
35.730.04	01	**RETROESCAVADEIRA - TORRE OSCILANTE E CILINDROS DA OSCILAÇÃO**
35.732.01	01	**CILINDRO - ESTABILIZADOR DA RETROESCAVADEIRA**
35.732.01	02	**SISTEMA HIDRÁULICO - INSTALAÇÃO DA VÁLVULA DE RETENÇÃO, ESTABILIZADOR**
35.732.01	04	**SISTEMA HIDRÁULICO - ESTABILIZADOR DA RETROESCAVADEIRA**
35.732.01	05	**APOYOS ESTABILIZADORES**
35.736.02	01	**CILINDRO - LEVANTAMENTO DA CARREGADEIRA**
35.737.01	01	**SISTEMA HIDRÁULICO - INSTALAÇÃO DO BRAÇO**
35.738.01	01	**CILINDRO - CAÇAMBA DA CARREGADEIRA**
35.738.02	01	**HIDRÁULICO - RETROESCAVADEIRA (COM BRAÇO EXTENSÍVEL DA CAÇAMBA)**
35.738.04	01	**CILINDRO - CAÇAMBA RETROESCAVADEIRA**

TABLE OF CONTENTS

35.739.02	01	**CONJUNTO DO CILINDRO - OSCILAÇÃO DA RETROESCAVADORA**
35.740.01	01	**SISTEMA HIDRÁULICO - RETROESCAVADEIRA (SEM BRAÇO EXTENSÍVEL)**
35.740.01	02	**SISTEMA HIDRÁULICO - RETROESCAVADEIRA (COM BRAÇO EXTENSÍVEL)**
35.740.01	03	**CILINDRO - RETROESCAVADEIRA (COM BRAÇO EXTENSÍVEL)**
35.740.02	01	**HYDRAULICS - BACKHOE EXTENDABLE DIPPER (580N)**
35.750.01	01	**SISTEMA HIDRÁULICO - RESERVATÓRIO**
35.750.02	01	**SISTEMA HIDRÁULICO - RESERVATÓRIO, CAIXA DE FERRAMENTAS**
35.750.03	01	**SISTEMA HIDRÁULICO - FILTRO**
35.750.04	01	**SISTEMA HIDRÁULICO - PROTEÇÃO DO FILTRO**
37.140.01	01	**CONTRAPESO, DIANTEIRO**
39.100.02	01	**CHASSI / SUPORTES, COBERTURAS - TELA, ENTRADA DE AR**
39.102.01	01	**ESTABILIZADOR**
39.105.01	01	**RETROESCAVADEIRA - BOOM E TORRE DE OSCILAÇÃO**
39.105.02	01	**RETROESCAVADEIRA - BOOM E TORRE DE OSCILAÇÃO**
39.106.01	01	**RETROESCAVADEIRA - PROTEÇÃO DO BRAÇO**
39.121.01	01	**RETROESCAVADEIRA - BRAÇO, EXTENSÍVEL (EXTERNO)**
39.121.02	02	**RETROESCAVADEIRA - BRAÇO EXTENSÍVEL (INTERNO)**
39.121.03	01	**RETROESCAVADEIRA - ACOPLAMENTO E PINOS DA CAÇAMBA**
39.121.04	01	**RETROESCAVADEIRA - ACOPLAMENTO E PINOS DA CAÇAMBA**
39.121.05	01	**RETROESCAVADEIRA - ELO, RETO**
39.121.06	01	**RETROESCAVADEIRA - ACOPLAMENTO HIDRÁULICO**
39.125.01	01	**ESTRUTURA - ELEVAÇÃO DA CARREGADEIRA**
39.125.02	01	**CARREGADEIRA - ARTICULAÇÃO CILINDRO DA CAÇAMBA**
41.200.02	01	**SISTEMA HIDRÁULICO - DIREÇÃO**
41.204.05	01	**SISTEMA DE DIREÇÃO - TOLDO**
41.204.08	01	**COLUNA DE DIREÇÃO**
41.216.05	01	**EIXO, DIANTEIRO - CILINDRO, DIREÇÃO**
41.216.06	01	**EIXO, TRANSMISSÃO DIANTEIRO - CILINDRO, DIREÇÃO**
41.216.06	02	**CILINDRO DE DIRECÇÃO, CONJUNTO, 4WD**
44.511.01	01	**RODAS DIANTEIRAS E PNEUS**
44.511.08	01	**RODAS, DIANTEIRA - PNEUS**
44.512.01	01	**RODAS TRASEIRAS E PNEUS**
44.520.03	01	**RODAS, TRASEIRA - PNEUS**
50.104.01	01	**CABINE - AQUECEDOR**
50.200.08	01	**CABINE - COMPRESSOR DO AR CONDICIONADO**
50.200.17	01	**CABINE - AR CONDICIONADO, CONDENSADOR E FILTRO SECADOR**

TABLE OF CONTENTS

50.206.03	01	**CABINE - TUBOS DO AR CONDICIONADO, EVAPORADOR**
50.206.04	01	**CABINE - FILTRO DE AR**
50.206.05	01	**CABINE - ALOJAMENTO DO VENTILADOR, DUTOS DE VENTILAÇÃO, TUBOS DE DRENAGEM**
55.100.01	01	**CHICOTE, INSTALAÇÃO - CHASSI**
55.100.02	01	**CHICOTE, INSTALAÇÃO - TRANSMISSÃO**
55.100.02	02	**CHICOTE - TRANSMISSÃO SPS**
55.100.02	03	**CHICOTE - TRANSMISSÃO SPS**
55.100.03	01	**CHICOTE - CHASSI**
55.100.20	01	**SISTEMA ELÉTRICO DO MOTOR**
55.100.30	01	**CHICOTE, TRANSMISSÃO 2WD / 4WD POWERSHIFT - VÁLVULA DE COMANDO**
55.100.40	01	**SISTEMA ELÉTRICO - TRANSMISSÃO, POWERSHIFT TIPO S**
55.201.01	01	**MOTOR DE PARTIDA E ALTERNADOR**
55.201.03	01	**MOTOR DE PARTIDA**
55.301.01	01	**ALTERNADOR**
55.301.07	01	**BATERIA, DUPLA - PARTIDA A FRIO**
55.301.08	01	**BATERIA, SIMPLES**
55.301.08	02	**SISTEMA ELÉTRICO - BATERIA SIMPLES**
55.404.01	01	**SISTEMA ELÉTRICO - FARÓIS, TOLDO ROPS**
55.404.01	02	**SISTEMA ELÉTRICO - FARÓIS, TOLDO ROPS**
55.408.01	01	**FAROL, ROTATIVO**
55.408.01	02	**BUZINA**
55.408.02	01	**ALARME DE RÉ**
55.408.09	01	**BUZINA - ALARME, DE RÉ**
55.510.01	01	**RÁDIO**
55.512.13	01	**CHICOTE, INSTALAÇÃO - CONSOLE FRONTAL STD, TRANSMISSÃO STANDARD TOLDO**
55.512.14	01	**CHICOTE - CONSOLE FRONTAL, INTERRUPTORES**
55.512.14	02	**CHICOTE - CONSOLE FRONTAL, SUPORTES**
55.512.14	03	**CIRCUITO ELÉTRICO DO PAINEL DIANTEIRO - MONTAGEM**
55.512.15	01	**CHICOTE, INSTALAÇÃO - CONSOLE FRONTAL STD**
55.512.15	02	**CHICOTE - CONSOLE FRONTAL STD, TRANSMISSÃO STANDARD**
55.512.15	03	**CHICOTE - CONSOLE FRONTAL, TRANSMISSÃO SPS**
55.512.16	01	**SISTEMA ELÉTRICO - CONSOLE LATERAL, TRANSMISSÃO TIPO S E H**
55.512.16	02	**CHICOTE, INSTALAÇÃO - CONSOLE LATERAL**
55.512.16	03	**SISTEMA ELÉTRICO - CONSOLE LATERAL, TRANSMISSÃO TIPO H**
55.512.17	01	**SISTEMA ELÉTRICO - CONSOLE LATERAL, TRANSMISSÃO TIPO S**
55.512.17	02	**CHICOTE, INSTALAÇÃO - CONSOLE LATERAL, TRANSMISSÃO TIPO S E H**

TABLE OF CONTENTS

55.512.18	01	**HARNESS - BACKHOE DUAL AUXILIARY HYDRAULIC WITH MECHANICAL CONTROLS (Apr 5 2012 11:19:00.5108 AM)**
55.512.18	01	**HARNESS - BACKHOE DUAL AUXILIARY HYDRAULIC WITH MECHANICAL CONTROLS (Apr 5 2012 11:19:00.5109 AM)**
55.512.19	01	**CHICOTE - RETROESCAVADEIRA, AUXILIAR HIDRÁULICO SIMPLES, COM COMANDOS PILOTADOS**
55.512.20	01	**CHICOTE - RETROESCAVADEIRA, AUXILIAR HIDRÁULICO DUPLO, COM COMANDOS PILOTADOS**
55.512.21	01	**CHICOTE - RETROESCAVADEIRA, COM COMANDOS PILOTADOS**
55.514.01	01	**FARÓIS, CABINE ROPS**
55.518.01	01	**CABINE - LIMPADOR DE PÁRA-BRISA DIANTEIRO**
55.518.02	01	**CABINE - LIMPADOR DE PÁRA-BRISA TRASEIRO**
55.518.05	01	**CABINE - LÁVA PÁRA-BRISAS, PÁRA-BRISAS**
55.518.07	01	**TOLDO, ROPS - LIMPADOR DE PÁRA-BRISA, DIANTEIRO E LAVADOR DE PÁRA-BRISA**
55.518.08	01	**TOLDO, ROPS - LIMPADOR DE PÁRA-BRISA DIANTEIRO**
55.520.01	01	**TELEMATICS - CABINE**
55.520.02	01	**TELEMATICS - TOLDO**
82.100.01	01	**CARREGADEIRA - CAÇAMBA 82 POL COM DENTES (OPC)**
82.100.01	02	**CARREGADEIRA - CAÇAMBA 85 POL COM DENTES (OPC)**
82.100.01	03	**CARREGADEIRA - CAÇAMBA 93 POL COM DENTES (OPC)**
82.100.02	01	**CAÇAMBA COMPRIDA (82 E 85 POL)**
82.100.02	02	**CAÇAMBA COMPRIDA (93 POL)**
82.100.03	01	**CARREGADEIRA - CAÇAMBA 82 POL (COM LÂMINA)**
82.100.04	01	**CAÇAMBA, CARREGADEIRA 4 EM 1 (82 POL)**
82.100.05	01	**CAÇAMBA, CARREGADEIRA 4 EM 1 (82 POL), INSTALAÇÃO**
84.100.01	01	**CAÇAMBA, RETROESCAVADEIRA (305 MM (12 POL) WIDE)**
84.100.01	04	**CAÇAMBA, RETROESCAVADEIRA (610 MM (24 POL) / 762 MM (30 POL) WIDE)**
84.100.01	05	**CAÇAMBA, RETROESCAVADEIRA - ALTA CAPACIDADE (610 MM (24 POL) / 762 MM (30 POL) WIDE)**
84.100.01	06	**CAÇAMBA, RETROESCAVADEIRA (914 MM (36 POL) WIDE)**
84.102.01	01	**CAÇAMBA, RETROESCAVADEIRA (457 MM (18 POL) WIDE)**
84.102.03	01	**CAÇAMBA HD (457 MM (18 POLEGADAS) WIDE)**
84.104.01	01	**CAÇAMBA, RETROESCADEIRA (610 MM (24 POLEGADAS) WIDE)**
84.104.02	01	**CAÇAMBA, RETROESCAVADEIRA UNIVERSAL (610 MM (24 POL) / 762 MM (30 POL) WIDE)**
84.104.03	01	**CAÇAMBA HD (610 MM (24 POLEGADAS) WIDE)**
84.106.01	01	**CAÇAMBA HD (762 MM (30 POLEGADAS) WIDE)**
84.108.01	01	**CAÇAMBA HD (305 MM (12 POLEGADAS) WIDE)**
84.108.01	02	**CAÇAMBA HD (914 MM (36 POLEGADAS) WIDE)**
84.120.01	01	**TRAVA DO BOOM**
84.912.01		**BACKHOE - DIPPER, STANDARD (VAR. 423075)**
84.912.02		**BACKHOE - DIPPER, STANDARD CYLINDER PIN (VAR. 423075)**

TABLE OF CONTENTS

88.033.01		DIA KIT, HARNESS, SPRING APPLIED HYDRAULICALLY RELEASED PARK BRAKE
88.035.01		DIA KIT, BOOM LOCK, 580N/SN/SN WT
88.035.02		DIA KIT, CHAFF SCREEN
88.088.01		DIA KIT, DUAL AUXILIARY PILOT EHOE, SERVICE
88.088.02		DIA KIT, CONVERSION FROM STD
88.088.03		DIA KIT, PARTS TO BE ORDERED FROM P AND C TO
88.088.04		DIA KIT, UNI-DIR, W/MC, EHOE
88.090.01		DIA KIT, CANOPY DELUXE CONVERSION NARROW AND WIDE
90.100.02	01	CAPÔ - PAINÉIS, LATERAIS
90.100.04	01	CAPÔ - GRADE
90.100.09	01	PAINEL DE INSTRUMENTOS, DIANTEIRO - COBERTURAS
90.100.10	01	PAINEL DE INSTRUMENTOS, LATERAL - COBERTURAS (LADO DIREITO)
90.100.11	01	PAINEL DE INSTRUMENTOS, SUPORTE
90.100.11	02	PAINEL DE INSTRUMENTOS, CONSOLE E TAMPAS
90.108.01	01	DECALQUES
90.108.01	02	DECALQUES
90.108.09	02	DECALQUES - PORTUGUÊS
90.108.09	03	DECALQUES - ESPANHOL
90.108.09	05	DECALQUES - PORTUGUÊS
90.108.09	06	DECALQUES - ESPANHOL
90.116.01	01	PÁRA-LAMA
90.116.08	01	FENDER EXTENSIONS
90.118.01	01	CHAPAS DO PISO
90.120.00	01	ASSENTO DO OPERADOR - MONTAGEM
90.120.01	01	ASSENTO DO OPERADOR
90.120.01	02	ASSENTO DO OPERADOR
90.120.02	01	BANCO DO OPERADOR SEM SUSPENSÃO - COM APOIO DE BRAÇO (VINIL)
90.120.03	01	BANCO DO OPERADOR COM SUSPENSÃO - COM APOIO DE BRAÇO (VINIL)
90.120.04	01	ASSENTO - SUPORTE
90.120.04	02	CONJUNTO DO ASSENTO, SUSPENSÃO MECÂNICA
90.120.05	01	ASSENTO DO OPERADOR - SUSPENSÃO A AR
90.120.05	02	ASSENTO DO OPERADOR - SUSPENSÃO A AR
90.120.06	01	CONJUNTO DO ASSENTO STANDARD - SUPORTE
90.120.10	01	CAIXA DE FERRAMENTAS - KIT INSTALAÇÃO RETRO (ACOPLAMENTO TRASEIRO)
90.120.12	01	BOLSA DE FERRAMENTAS
90.150.01	01	CABINE - TAPETES

TABLE OF CONTENTS

90.150.02	01	**CABINE - INSTALAÇÃO**
90.150.02	02	**CABINE - REVESTIMENTOS E TAMPAS**
90.150.03	01	**CABINE - ESTRUTURA**
90.150.03	02	**CABINE - ADORNOS E COBERTURAS**
90.150.04	01	**CABINE - TETO**
90.150.05	01	**CABINE - TETO, FILTRO, DIFUSORES E LÂMPADA**
90.150.08	01	**TOLDO - INSTALAÇÃO**
90.150.09	01	**TOLDO, ROPS - ESTRUTURA, COBERTURAS, ESPELHOS, VISOR**
90.150.10	01	**TOLDO, ROPS - DELUXE**
90.150.11	01	**TOLDO, ROPS - FORROS**
90.150.12	01	**TOLDO, ROPS - FORROS**
90.150.13	01	**TOLDO, ROPS - FORROS**
90.154.02	01	**CABINE - PORTAS**
90.154.07	01	**CABINE - MONTAGEM DAS PORTAS**
90.156.01	01	**CABINE - VIDROS**
90.156.02	01	**TOLDO E ROPS - VIDROS**
90.156.03	01	**CABINE - JANELA, TRASEIRA**
90.156.04	01	**CABINE - JANELA, LADO DIREITO, PARA CABINES COM PORTA ÚNICA**
90.156.05	01	**CABINE - VIDROS, ESPELHOS E TRAVAS**
90.158.01	01	**CABINE - JANELA DIREITA**
90.158.02	01	**CABINE - JANELA ESQUERDA**
90.160.01	01	**CABINE, ADORNO, INTERNO - STD**

SECTION INDEX

Geral & Índice Pictorial

00.000.00	01	**ÍNDICE PICTOGRÁFICO - MANUTENÇÃO**
00.000.10	01	**ÍNDICE PICTOGRÁFICO - MOTOR**
00.000.21	01	**ÍNDICE PICTOGRÁFICO - TRANSMISSÃO**
00.000.25	01	**EIXO DIANTEIRO 4WD**
00.000.27	01	**ÍNDICE PICTOGRÁFICO - EIXO TRASEIRO**
00.000.33	01	**ÍNDICE PICTOGRÁFICO - FREIOS E COMANDOS**
00.000.35	01	**ÍNDICE PICTOGRÁFICO - SISTEMA HIDRÁULICO**
00.000.37	01	**ÍNDICE PICTOGRÁFICO - GANCHOS PARA REBOQUE E LASTRAGEM**
00.000.39	01	**ÍNDICE PICTOGRÁFICO - COMPONENTES DA ESTRUTURA**
00.000.41	01	**ÍNDICE PICTOGRÁFICO - DIREÇÃO**
00.000.44	01	**ÍNDICE PICTOGRÁFICO - EIXO & RODAS**
00.000.50	01	**ÍNDICE PICTOGRÁFICO - CONTROLE DE CLIMA NA CABINE**
00.000.55	01	**ÍNDICE PICTOGRÁFICO - SISTEMA ELÉTRICO**
00.000.82	01	**ÍNDICE PICTOGRÁFICO - CARREGADOR DIANTEIRO**
00.000.84	01	**ÍNDICE PICTOGRÁFICO - RETROESCAVADEIRA**
00.000.90	01	**ÍNDICE PICTOGRÁFICO - PLATAFORMA, CABINE, CARROCERIA Y DECALQUES**

00.000.00	01	p1	1/2017

ÍNDICE PICTOGRÁFICO - MANUTENÇÃO

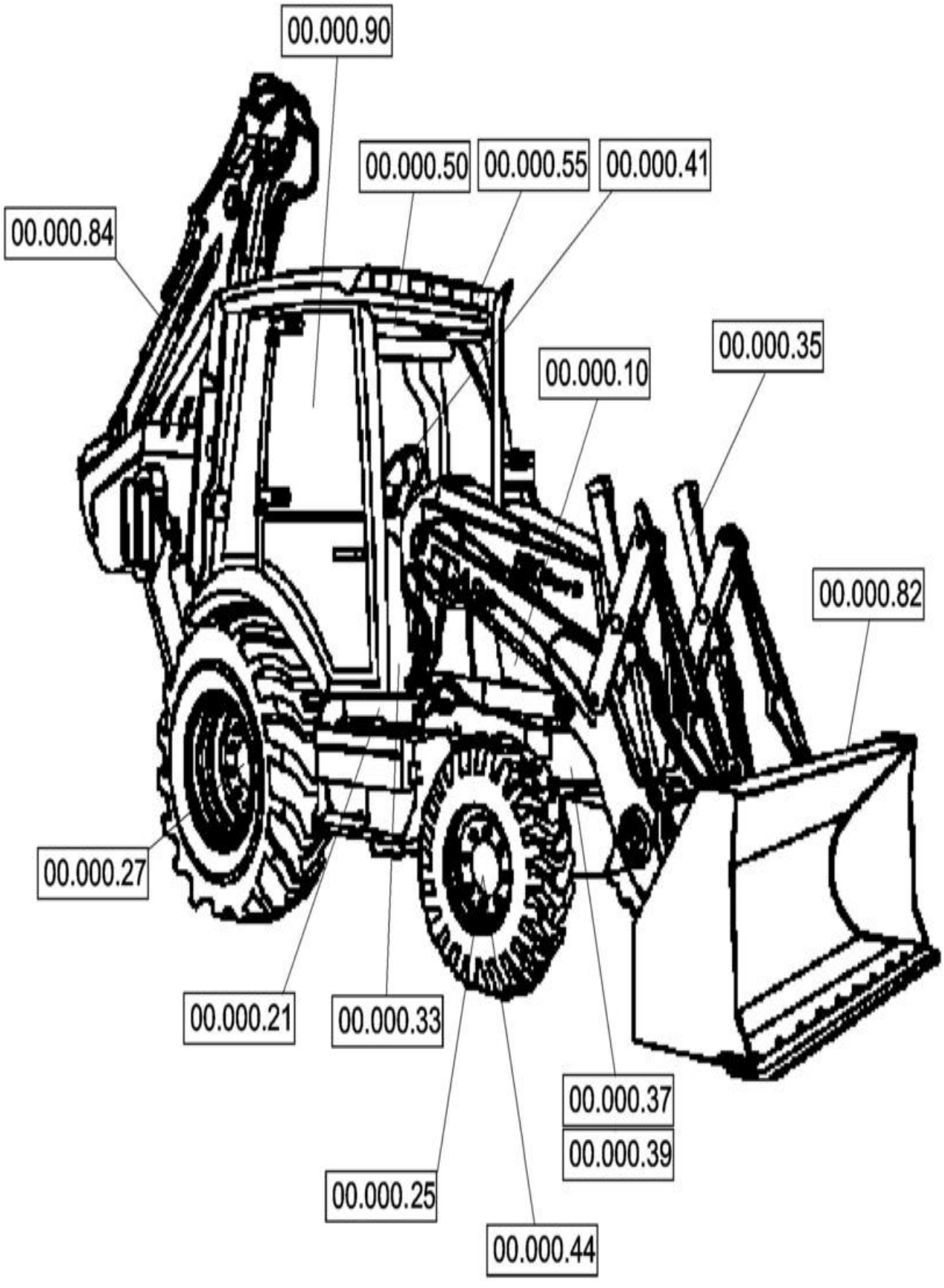

ÍNDICE PICTOGRÁFICO - MANUTENÇÃO

REF FN	PART NUMBER	YR/SN	QTY	DESCRIPTION

580N-RETRO-CARREGADORA (BRASIL)

00.000.10	01	p1	1/2017

ÍNDICE PICTOGRÁFICO - MOTOR

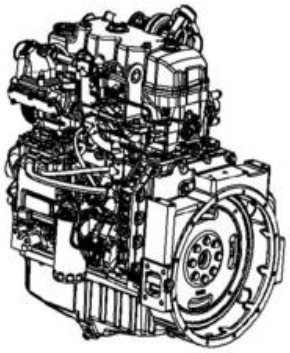

10.012.03

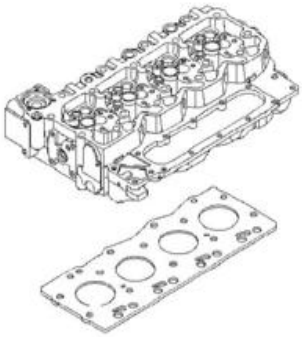

10.101.02

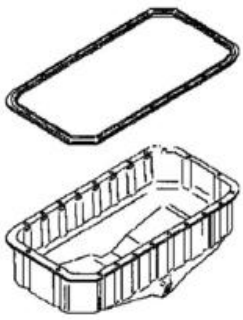

10.304.02

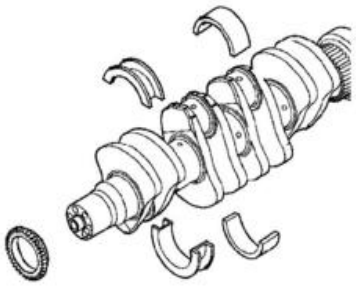

10.103.01



10.105.01

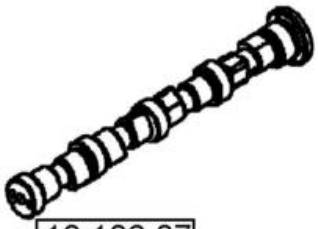

10.106.07



10.001.01

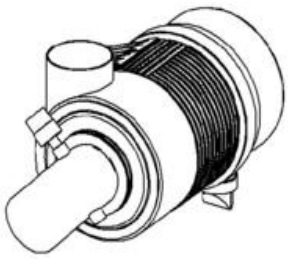

10.202.03



10.206.02

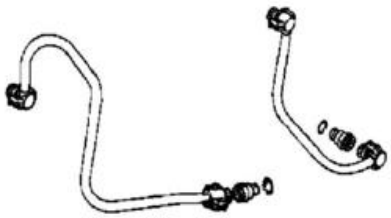

10.218.04

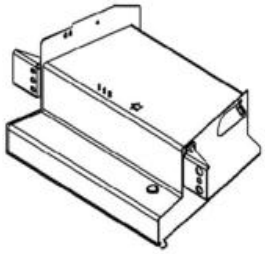

10.212.01

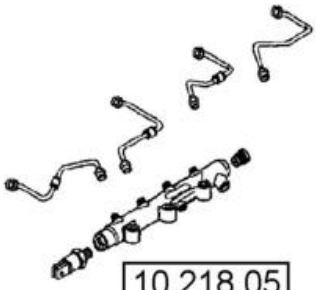

10.218.05

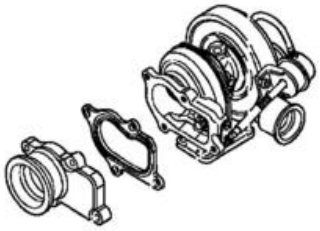

10.250.05

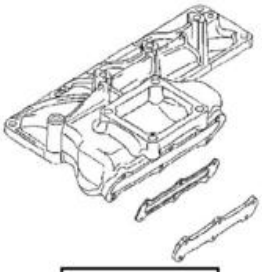

10.254.08



10.304.01



10.402.05



10.406.04



10.414.01

ÍNDICE PICTOGRÁFICO - MOTOR

REF FN	PART NUMBER	YR/SN	QTY	DESCRIPTION

580N-RETRO-CARREGADORA (BRASIL)

ÍNDICE PICTOGRÁFICO - TRANSMISSÃO

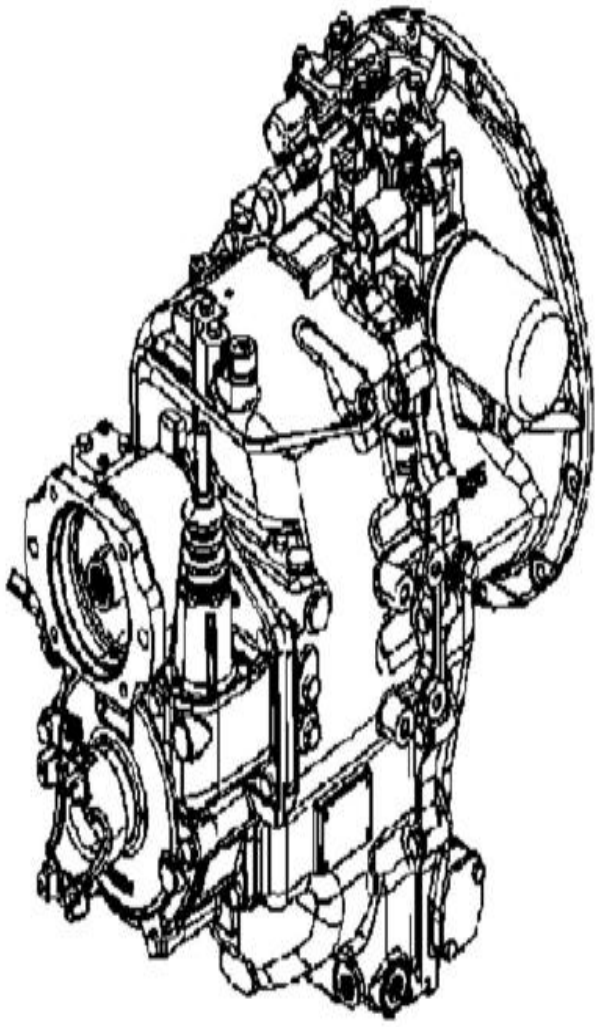

21.112.01 (03)

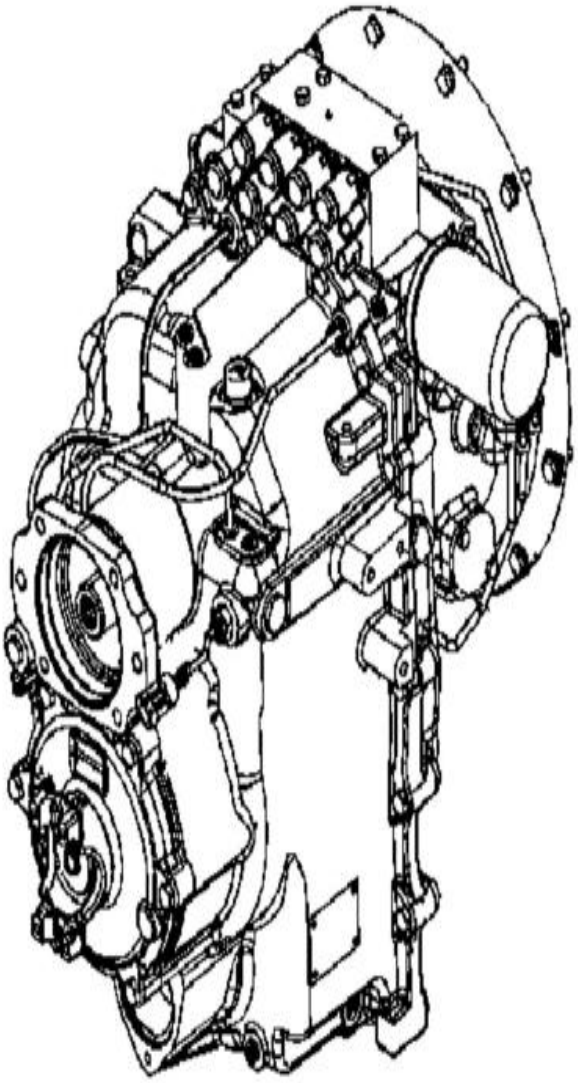

21.112.04

ÍNDICE PICTOGRÁFICO - TRANSMISSÃO

REF FN	PART NUMBER	YR/SN	QTY	DESCRIPTION

580N-RETRO-CARREGADORA (BRASIL)

00.000.25	01	p1	1/2017

EIXO DIANTEIRO 4WD

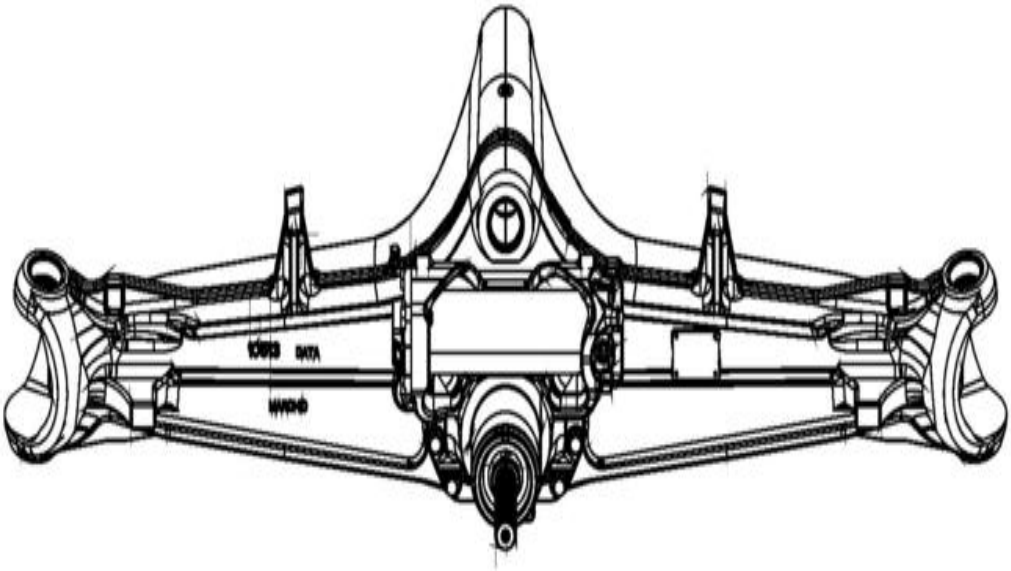

25.100.01

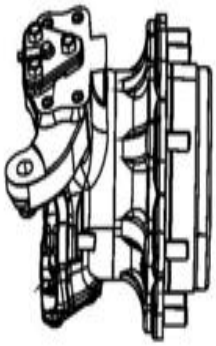

25.108.01

25.310.01

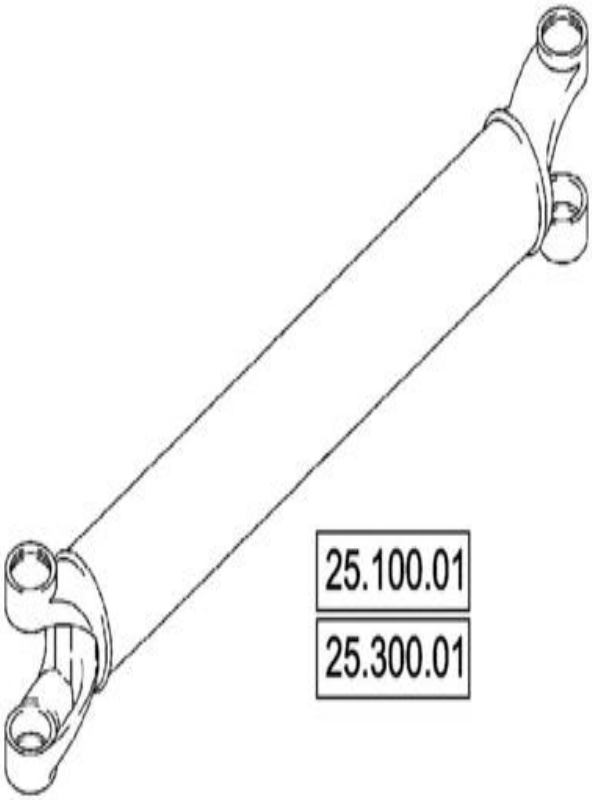

25.100.01

25.300.01

EIXO DIANTEIRO 4WD

REF	FN	PART NUMBER	YR/SN	QTY	DESCRIPTION

580N-RETRO-CARREGADORA (BRASIL)

ÍNDICE PICTOGRÁFICO - EIXO TRASEIRO

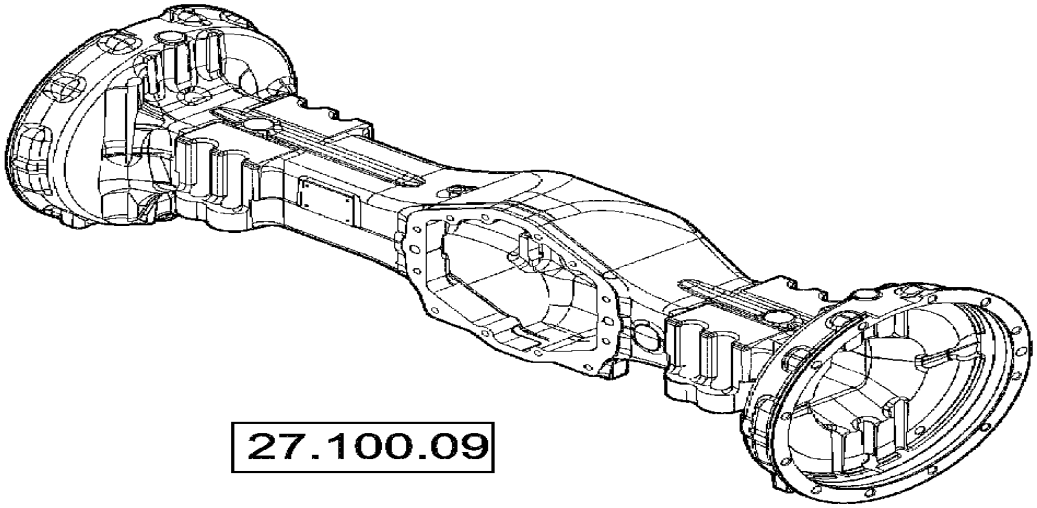

27.100.09

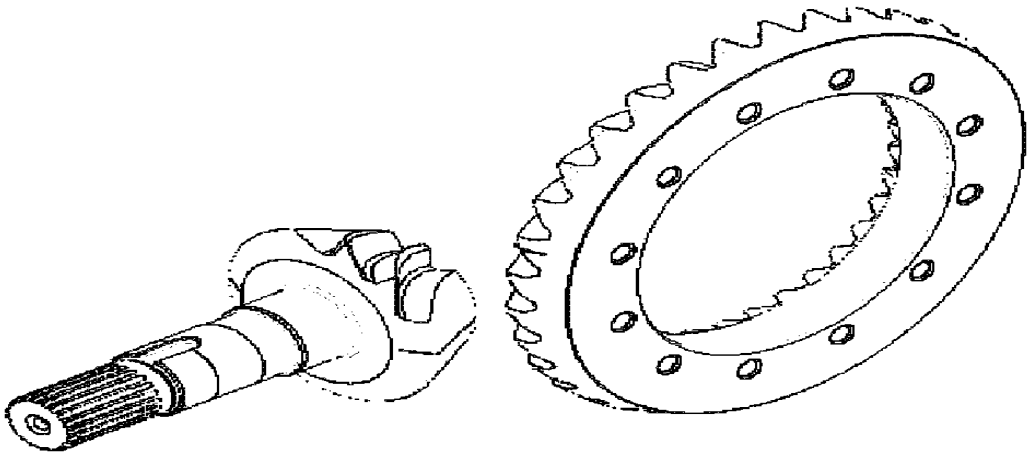

27.106.02

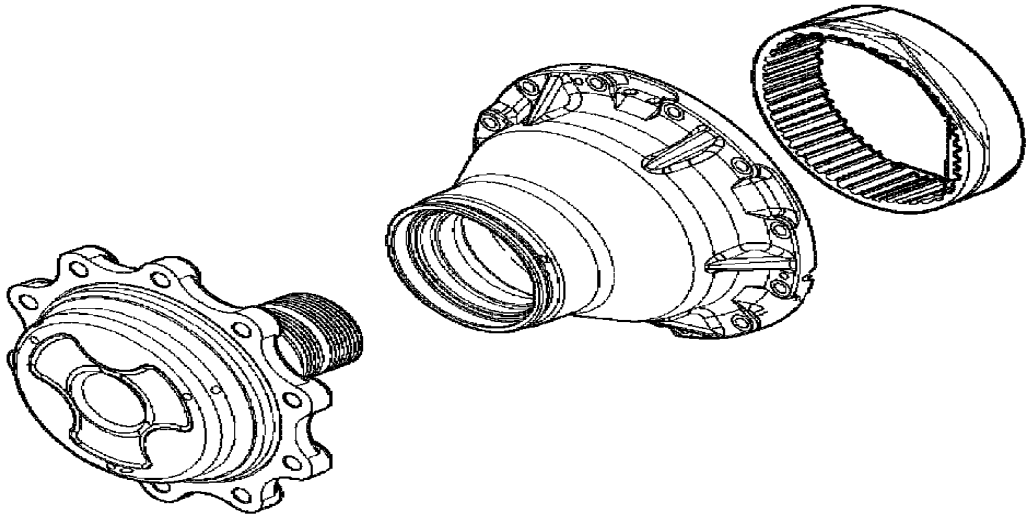

27.120.02

ÍNDICE PICTOGRÁFICO - EIXO TRASEIRO

REF FN	PART NUMBER	YR/SN	QTY	DESCRIPTION

580N-RETRO-CARREGADORA (BRASIL)

00.000.33	01	p1	1/2017

ÍNDICE PICTOGRÁFICO - FREIOS E COMANDOS

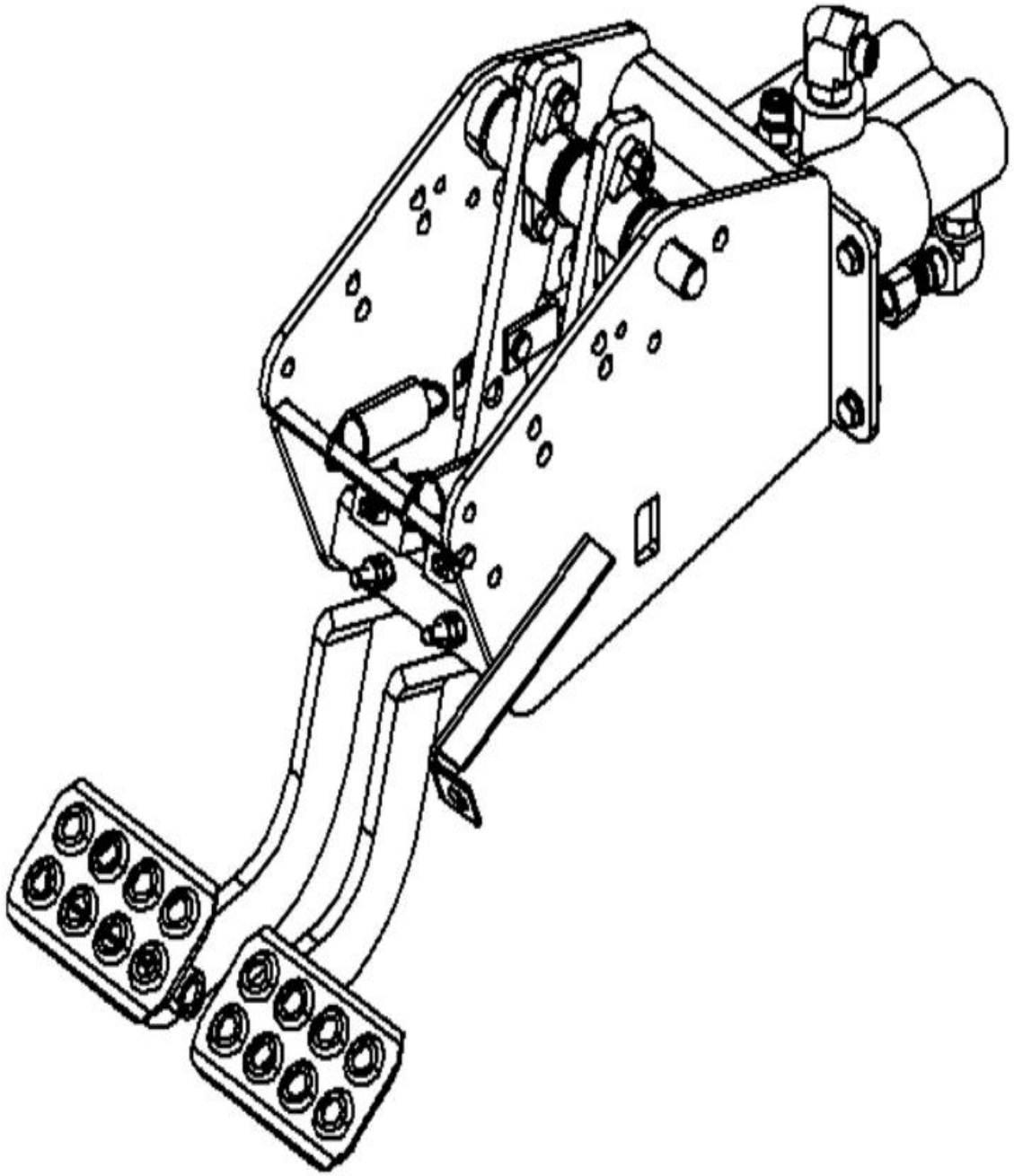

ÍNDICE PICTOGRÁFICO - FREIOS E COMANDOS

REF FN	PART NUMBER	YR/SN	QTY	DESCRIPTION

580N-RETRO-CARREGADORA (BRASIL)

ÍNDICE PICTOGRÁFICO - SISTEMA HIDRÁULICO

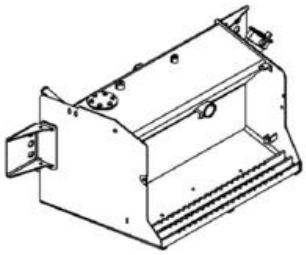

35.750.01



35.750.03

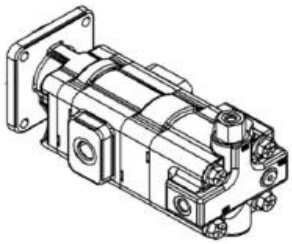

35.106.01
35.106.02

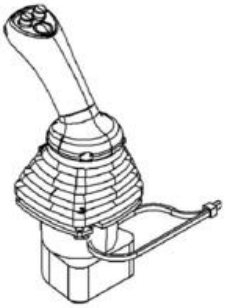

35.724.03(01)



35.701.02
35.701.03

ÍNDICE PICTOGRÁFICO - SISTEMA HIDRÁULICO

REF FN	PART NUMBER	YR/SN	QTY	DESCRIPTION

580N-RETRO-CARREGADORA (BRASIL)

00.000.37	01	p1	1/2017

ÍNDICE PICTOGRÁFICO - GANCHOS PARA REBOQUE E LASTRAGEM

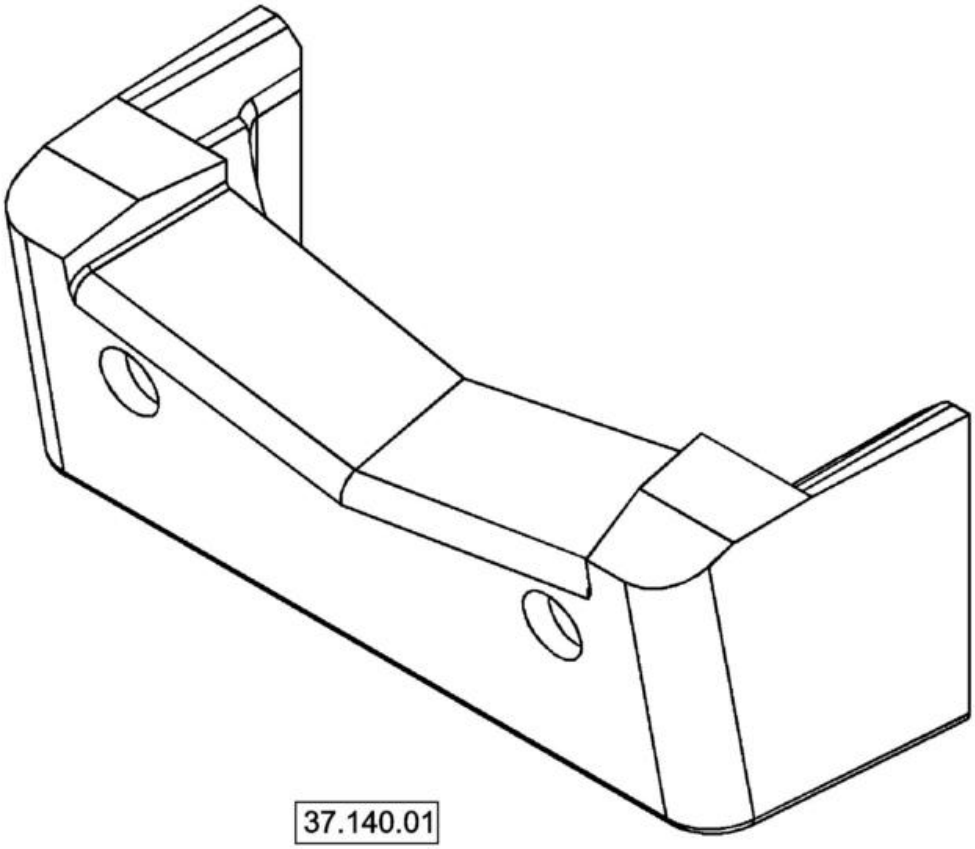

37.140.01

ÍNDICE PICTOGRÁFICO - GANCHOS PARA REBOQUE E LASTRAGEM

REF FN	PART NUMBER	YR/SN	QTY	DESCRIPTION

580N-RETRO-CARREGADORA (BRASIL)

00.000.39	01	p1	1/2017

ÍNDICE PICTOGRÁFICO - COMPONENTES DA ESTRUTURA

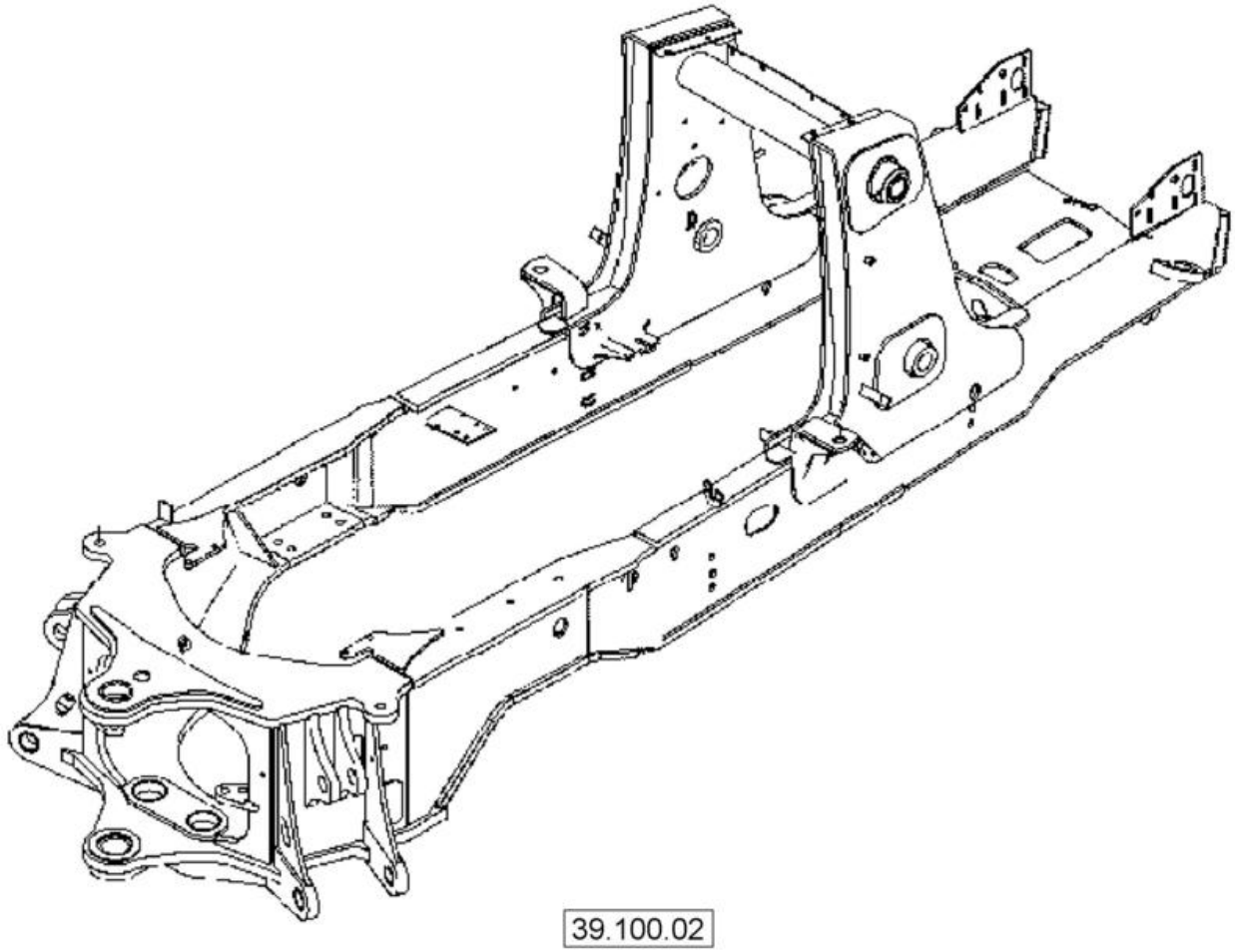

39.100.02

ÍNDICE PICTOGRÁFICO - COMPONENTES DA ESTRUTURA

REF FN	PART NUMBER	YR/SN	QTY	DESCRIPTION

580N-RETRO-CARREGADORA (BRASIL)

00.000.41	01	p1	1/2017

ÍNDICE PICTOGRÁFICO - DIREÇÃO

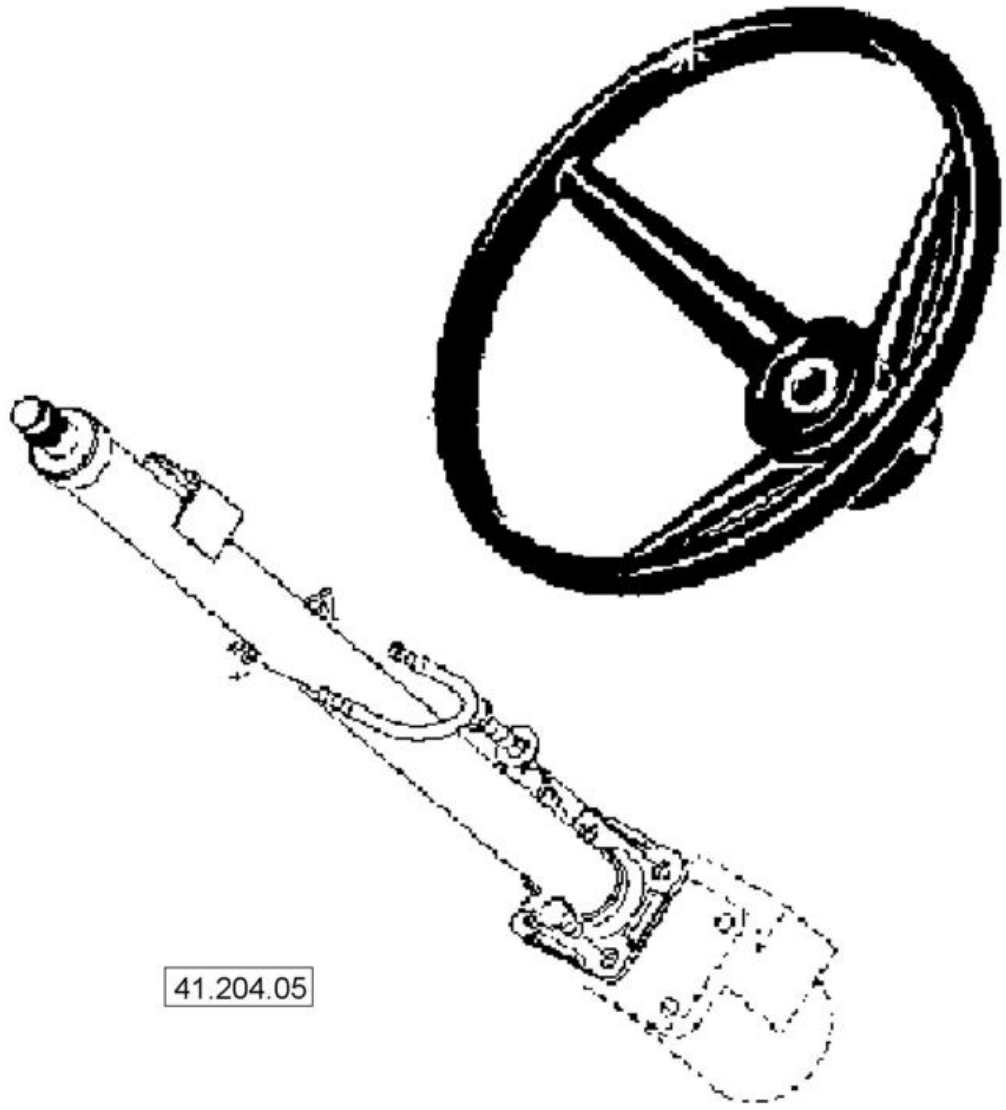

ÍNDICE PICTOGRÁFICO - DIREÇÃO

REF FN	PART NUMBER	YR/SN	QTY	DESCRIPTION

580N-RETRO-CARREGADORA (BRASIL)

00.000.44	01	p1	1/2017

ÍNDICE PICTOGRÁFICO - EIXO & RODAS

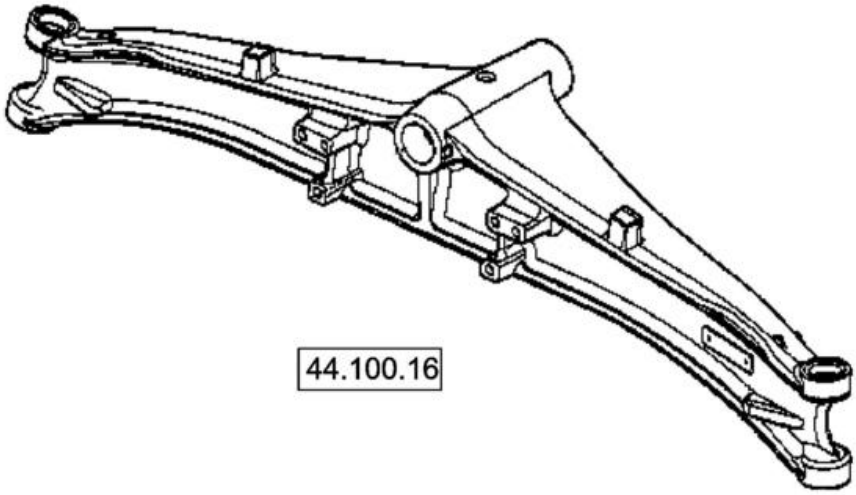

44.100.16

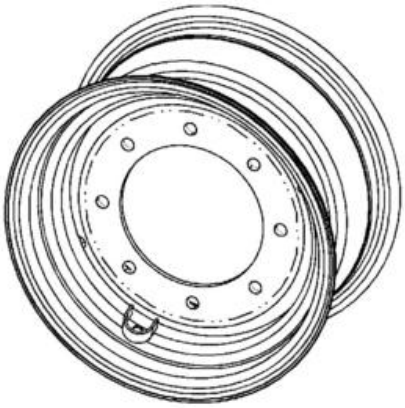

44.511.01
44.511.08



44.100.17

ÍNDICE PICTOGRÁFICO - EIXO & RODAS

REF FN	PART NUMBER	YR/SN	QTY	DESCRIPTION

580N-RETRO-CARREGADORA (BRASIL)

00.000.50	01	p1	1/2017

ÍNDICE PICTOGRÁFICO - CONTROLE DE CLIMA NA CABINE

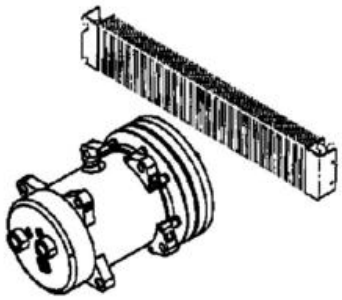

50.200.08

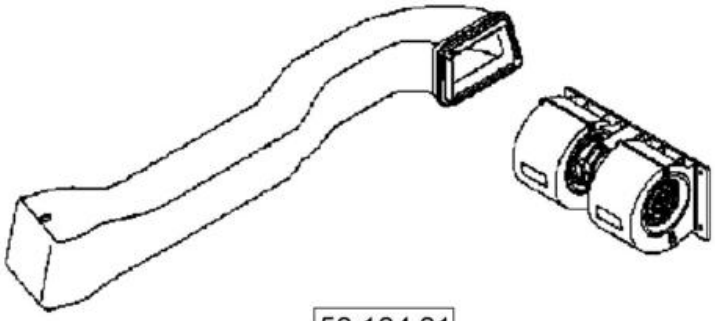

50.104.01
50.206.05

ÍNDICE PICTOGRÁFICO - CONTROLE DE CLIMA NA CABINE

REF FN	PART NUMBER	YR/SN	QTY	DESCRIPTION

580N-RETRO-CARREGADORA (BRASIL)

ÍNDICE PICTOGRÁFICO - SISTEMA ELÉTRICO

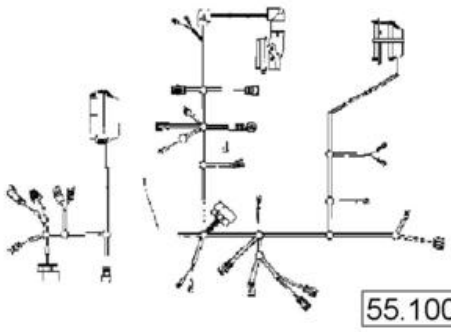

55.100.01

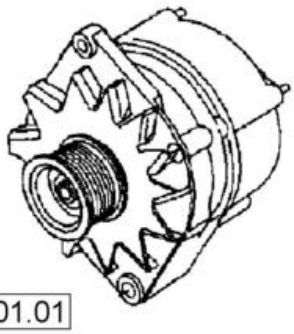

55.301.01

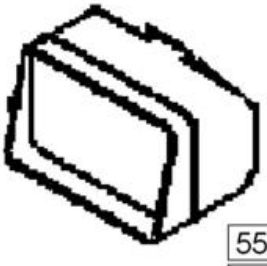

55.404.01
55.514.01

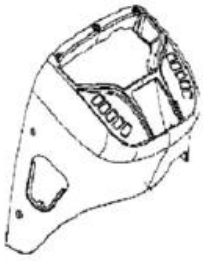

55.512.14



55.408.02
55.408.09

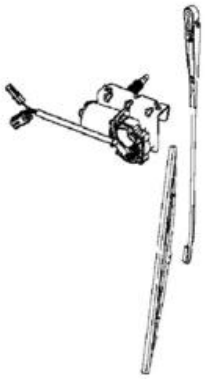

55.518.01
55.518.02

ÍNDICE PICTOGRÁFICO - SISTEMA ELÉTRICO

REF	FN	PART NUMBER	YR/SN	QTY	DESCRIPTION

580N-RETRO-CARREGADORA (BRASIL)

00.000.82	01	p1	1/2017

ÍNDICE PICTOGRÁFICO - CARREGADOR DIANTEIRO

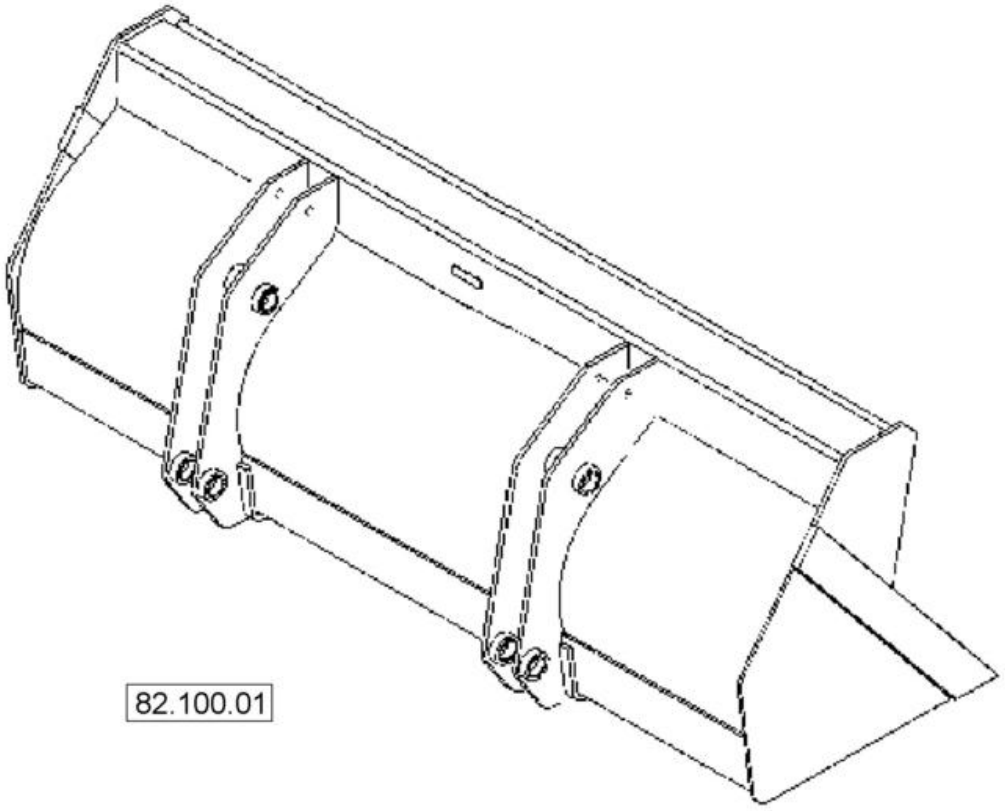

ÍNDICE PICTOGRÁFICO - CARREGADOR DIANTEIRO

REF FN	PART NUMBER	YR/SN	QTY	DESCRIPTION

580N-RETRO-CARREGADORA (BRASIL)

ÍNDICE PICTOGRÁFICO - RETROESCAVADEIRA

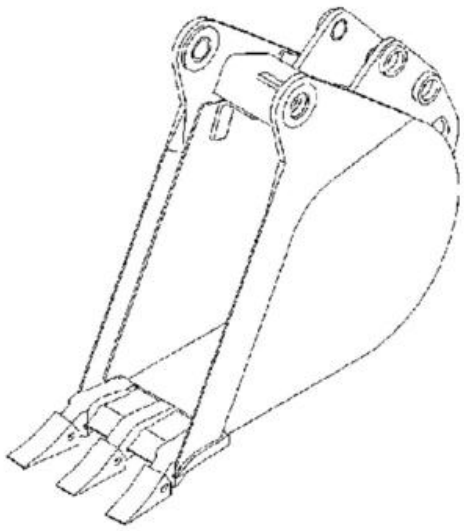

84.100.01

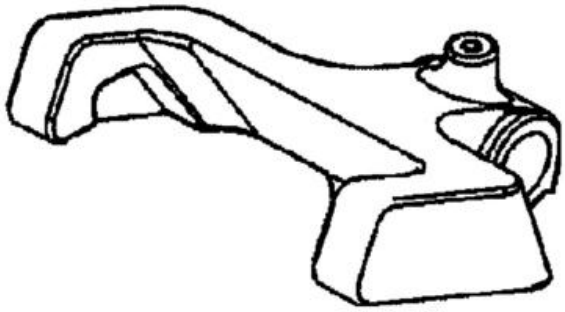

84.120.01

ÍNDICE PICTOGRÁFICO - RETROESCAVADEIRA

REF FN	PART NUMBER	YR/SN	QTY	DESCRIPTION

580N-RETRO-CARREGADORA (BRASIL)

00.000.90	01	p1	1/2017

ÍNDICE PICTOGRÁFICO - PLATAFORMA, CABINE, CARROCERIA Y DECALQUES



90.108.01(01)

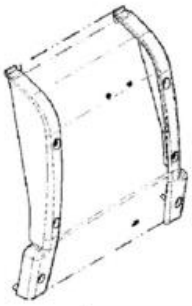

90.100.04

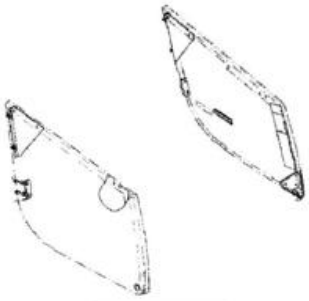

90.100.02



90.120.01
90.120.02
90.120.03
90.120.04
90.120.05
90.120.06



90.150.02



90.154.02

ÍNDICE PICTOGRÁFICO - PLATAFORMA, CABINE, CARROCERIA Y DECALQUES

REF FN	PART NUMBER	YR/SN	QTY	DESCRIPTION

580N-RETRO-CARREGADORA (BRASIL)

SECTION INDEX

SERVIÇO DE MANUTENÇÃO

05.001.01	02	**BUCKET RETROFIT KIT**
05.100.01	01	**FILTROS**
05.100.01	01	**LISTA DE INVENTÁRIO INICIAL DO CONCESSIONÁRIO**

ART

NOT

AVAILABLE

BUCKET RETROFIT KIT

REF	FN	PART NUMBER	YR/SN	QTY	DESCRIPTION
1		84304990		1	DIA CONSTRUÇÃO Bucket Retrofit

580N-RETRO-CARREGADORA (BRASIL)

05.100.01	01	p1	1/2017

FILTROS

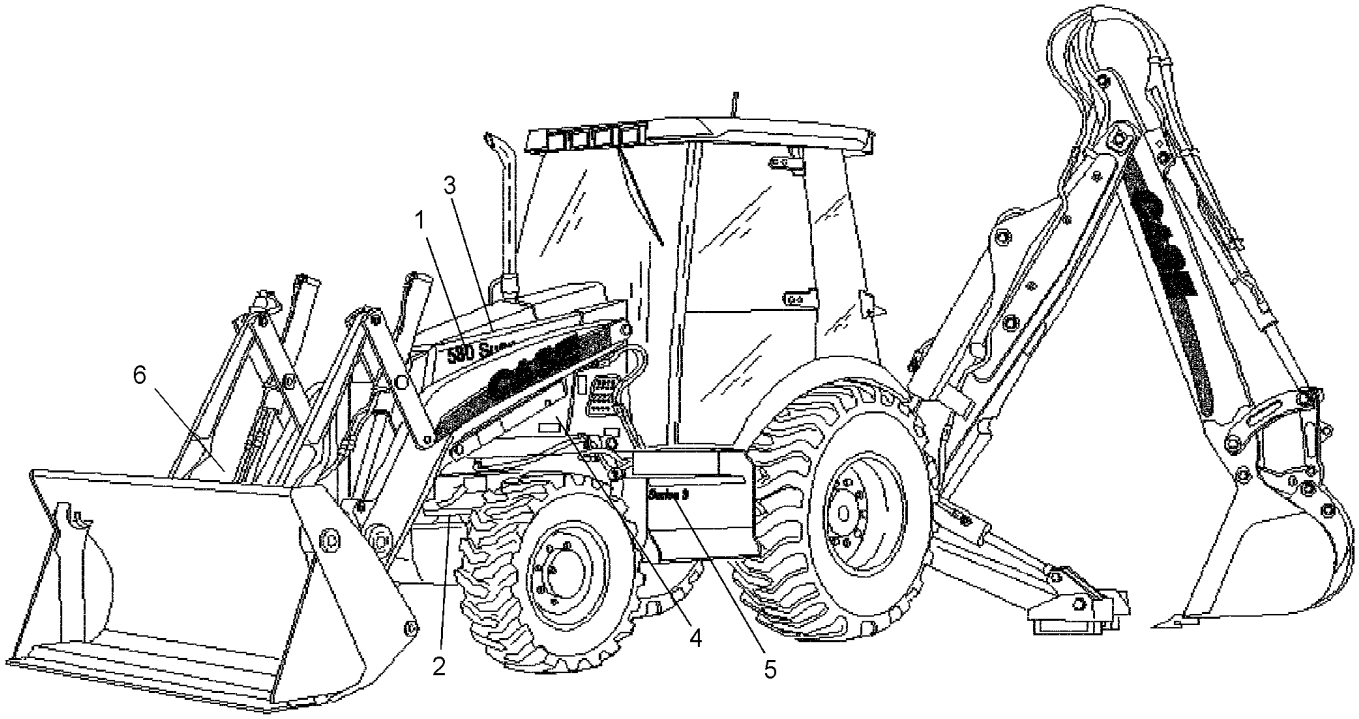

FILTROS

REF FN	PART NUMBER	YR/SN	QTY	DESCRIPTION
1	87803261		1	FILTRO DE ÓLEO DO MO
2	254686A2		1	FILTRO Spin-on, 13/16" – 16, 97mm OD x 151.6mm L Transmission Oil
3	84403847		1	FILTRO DE COMBUSTÍVE Aspirated Engine
3	2830348		1	FILTRO DE COMBUSTÍVE Turbocharger Engine
3	87494328		1	FILTRO Water Separator, Assy
3	87803445		1	FILTRO DE COMBUSTÍVE 79.2mm OD x 4.3" L, 30 Microns Water Separator, Element
4	82981152		1	FILTRO DE AR 164.5mm OD x 347mm L Engine Air, Primary
4	82981153		1	FILTRO DE AR 94.6mm OD x 339.5mm L Engine, Secondary
4	360260A2		1	FILTRO DA CABINA A/C, 740mm L x 140.4mm W x 50mm Thk, Pleatloc Air
5	84255607		1	FILTRO OLEO HIDRAUL. Spin-on, M87 x 2.5, 98.8mm OD x 239.8mm L Hydraulic Spin- on
6	86556176		1	ÓLEO DE TRANSMISSÃO AMBRA MULTI G 1L BULK

580N-RETRO-CARREGADORA (BRASIL)

05.100.01	01	p1	1/2017

LISTA DE INVENTÁRIO INICIAL DO CONCESSIONÁRIO

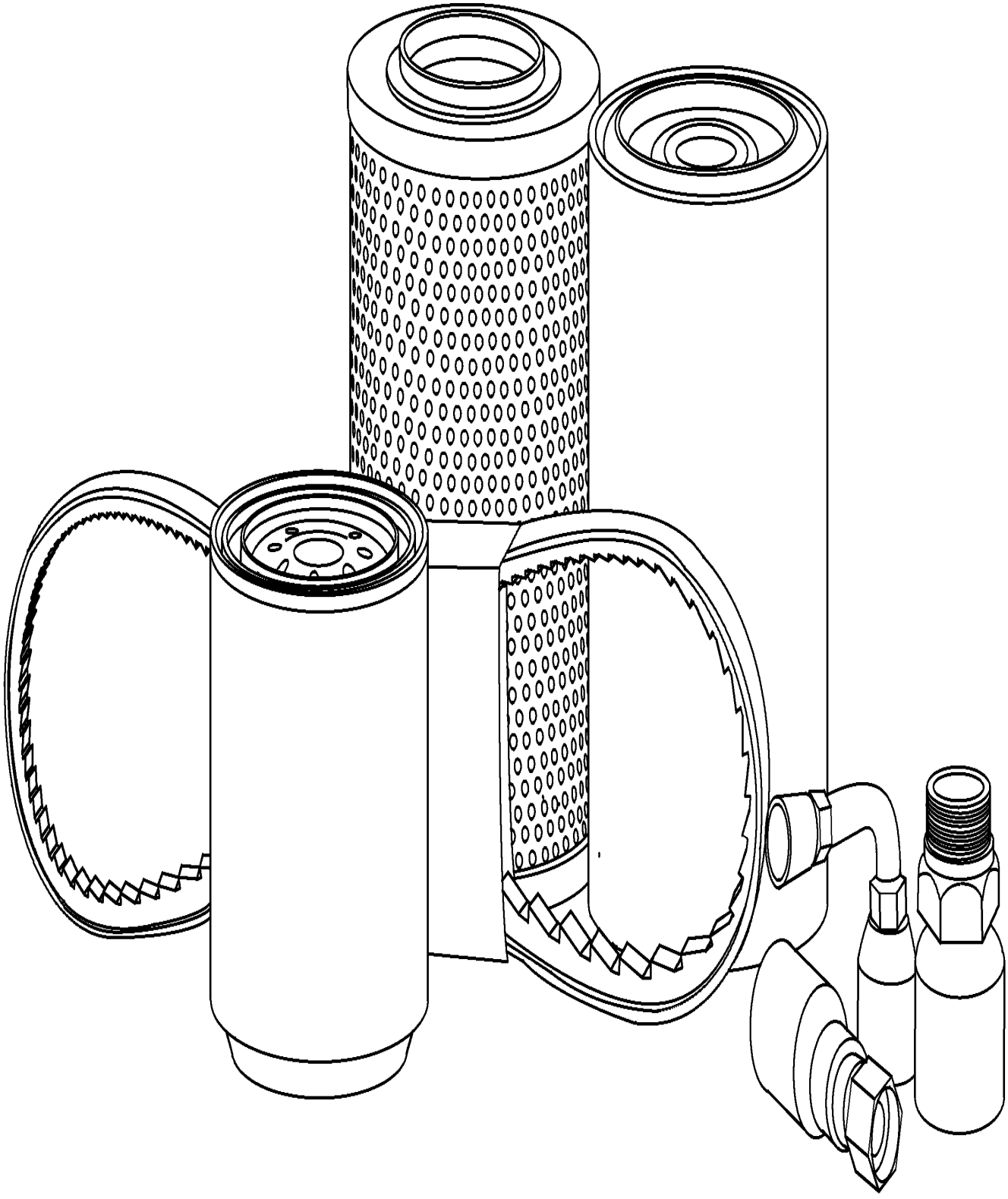

LISTA DE INVENTÁRIO INICIAL DO CONCESSIONÁRIO

REF FN	PART NUMBER	YR/SN	QTY	DESCRIPTION
	{LIST A}			Parts required for preventative maintenance
1	87803445		1	FILTRO DE COMBUSTÍVE 79.2mm OD x 4.3" L, 30 Microns Assy
2	87393292		1	V-BELT 13.5 mm W x 1206.5mm L Air Conditioning
3	84278184		1	CORREIA 28.28mm W x 1470mm L, 8 Ribs Engine
4	84255607		1	FILTRO OLEO HIDRAUL. Spin-on, M87 x 2.5, 98.8mm OD x 239.8mm L Hydraulic Filter
5	84217229		1	FILTRO DE AR 91mm ID x 164.5mm OD x 347mm L Primary
6	86982522		1	FILTRO DE AR Primary
7	86982523		1	FILTRO DE AR Secondary
8	87682999		1	FILTRO DE AR 74.1mm ID x 94.6mm OD x 339.5mm L Secondary
9	360260A2		1	FILTRO DA CABINA A/C, 740mm L x 140.4mm W x 50mm Thk, Pleatloc Air Conditioning
10	84171692		1	FILTRO DE COMBUSTÍVE
11	84228510		1	FILTRO DE ÓLEO DO MO
12	254686A2		1	FILTRO Spin-on, 13/16” – 16, 97mm OD x 151.6mm L Transmission
13	377594A5		1	FILTRO
14	278534A1		1	FILTRO TELA Transmission
	{LIST B}			Parts required for preventative maintenance and basic repair
1	87494328		1	FILTRO Assy, Water Separator
2	87470931		1	BUZINA Reverse Alarm, 12V
3	394800A1		1	CILINDRO DE GÁS Cab
4	114980A1		1	CILINDRO DE GÁS Hood
5	197745A1		1	ANTENA Radio
6	2856255		1	BICO INJETOR COMBUST
7	86507198		1	BOMBA Windshield Washer
8	2856352		1	BOMBA INJECÇÃO COMBU
9	87527167		1	BUZINA 5-15V
10	87714969		1	BUZINA 12V
11	278328A1		1	INTERRUPTOR 12V

580N-RETRO-CARREGADORA (BRASIL)

05.100.01	01	p2	1/2017

LISTA DE INVENTÁRIO INICIAL DO CONCESSIONÁRIO

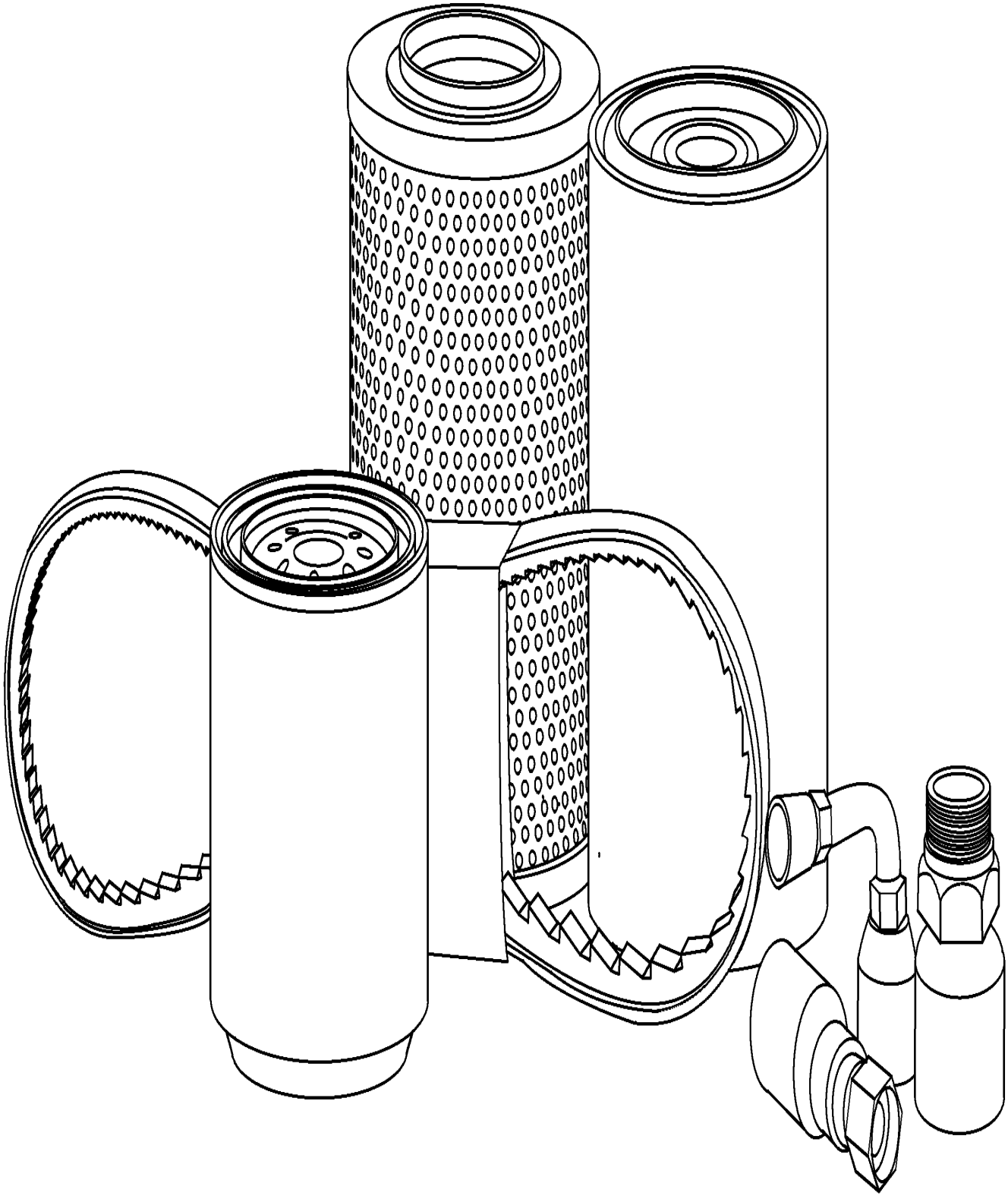

LISTA DE INVENTÁRIO INICIAL DO CONCESSIONÁRIO

REF FN	PART NUMBER	YR/SN	QTY	DESCRIPTION
12	300684A1		1	CINTO DE SEGURANÇA SAFETY BELT
13	2852102		1	TUBO DE ENCHIMENTO Assy
14	282775A1		1	COMUTADOR
15	370747A1		1	DENTE DE BALDE Assy
16	2852098		1	CONJUNTO DE FILTRO Assy, Fuel
17	380719A2		1	FAROL Assy
18	87415243		1	DENTE Assy, Bucket
19	D41659		1	DENTE Assy
20	E48692		1	PONTA DE DENTE
21	368224A1		1	DIODE
22	L71879		1	ELEMENTO DE DÍODO 400V, 3A
23	E43769		1	VAPORIZADOR
24	87429818		1	EXTREMIDADE DE CORTE
25	365941A1		1	EXTREMIDADE DE CORTE
26	365942A1		1	EXTREMIDADE DE CORTE
27	138827A1		1	EXTREMIDADE DE CORTE
28	329553A3		1	EXTREMIDADE DE CORTE
29	84238780		1	EXTREMIDADE DE CORTE
30	84239658		1	EXTREMIDADE DE CORTE
31	84239659		1	EXTREMIDADE DE CORTE
32	84239664		1	EXTREMIDADE DE CORTE
33	84239665		1	EXTREMIDADE DE CORTE
34	87584890		1	LIGHT ASSY. Halogen, 12V, 55W, Clear
34	47682620		1	LUZ DE TRABALHO Flood, LED, 12V LAMP, WORK, LED
35	87301972		1	LÂMPADA PISCA–PISCA Halogen, 12V, 21W, Amber Lens
36	87301973		1	LÂMPADA PISCA–PISCA Halogen, 12V, 21W, Amber Lens
37	47713922		1	REDE DE FILTRO
38	1976955C1		1	FILTRO TELA Valve
39	10395890		1	FUSÍVEL 5A, Mini, Beige 5A
40	87522597		1	FUSÍVEL 10A, Mini, Red 10A
41	87410602		1	FUSÍVEL 300A, Blade 300A
42	87524877		1	FUSÍVEL 15A, Mini, Blue 15A

580N-RETRO-CARREGADORA (BRASIL)

05.100.01	01	p3	1/2017

LISTA DE INVENTÁRIO INICIAL DO CONCESSIONÁRIO

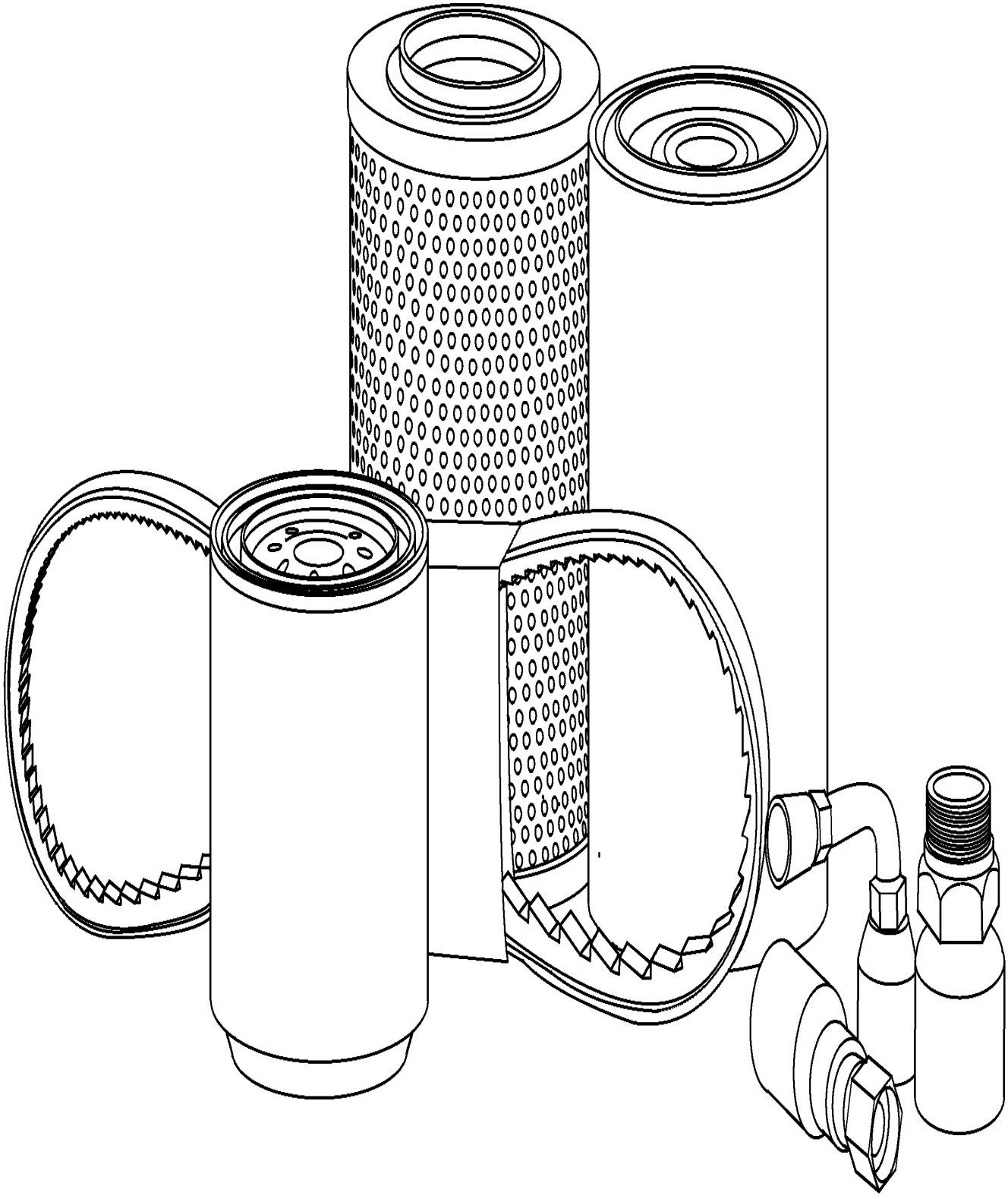

LISTA DE INVENTÁRIO INICIAL DO CONCESSIONÁRIO

REF FN	PART NUMBER	YR/SN	QTY	DESCRIPTION
43	10401190		1	FUSÍVEL 20A, Mini, Yellow 20A
44	2852125		1	VARETA DE NÍVEL 351.5mm L
45	226456A1		1	INDICADOR DE NÍVEL
46	87410105		1	TECLA
47	87423802		1	TECLA
48	84342285		1	INTERRUPTOR DE ALAVA
49	47132449		1	INTERRUPTOR
50	2852889		1	INTERRUPTOR DE PRESS
51	121920A1		1	EXTREMIDADE DE CORTE Bolt On, 10 Holes, 12.7mm W x 2080mm L
52	142300A1		1	EXTREMIDADE DE CORTE Bolt On, 10 Holes, 19mm W x 2083mm L
53	183810A1		1	BORDA 18"
54	129944A1		1	SUPORTE 24"
55	87429817		1	EXTREMIDADE DE CORTE 85"
56	529068		1	LÂMPADA #1156, 12V, 21W
57	388053A2		1	LÂMPADA 14V, 1W
58	9703399		1	LÂMPADA H3, 12V, 55W 12V 55W
59	86537133		1	LÂMPADA C6, #1157, 12.8V
60	D121152		1	FAROL 12V
61	D135384		1	LAMP 12V
62	87669401		1	ESCOVA LIMPA PÁRA-BR 400mm L
63	87669761		1	ESCOVA LIMPA PÁRA-BR 600mm L
64	87454378		1	MANGUEIRA DO RADIADO 57.15 mm ID x 217.70 mm, SAE 20R4 CLASS D-1 Lower
65	87454377		1	MANGUEIRA GRANDE 45.00 mm ID x 289.50 mm, SAE 20R4 CLASS D-1 HOSE,LARGE Upper
66	10402190		1	FUSÍVEL 30A, Mini 30A 32V
67	87522595		1	FUSÍVEL 7.5A, Mini, Brown 7,5A 32V
68	84254545		1	MÓDULO
69	87669381		1	MOTOR LIMPA PÁRA-BRI 12V
70	87701327		1	PACOTE DE FREIO
71	87521766		1	CONTA MILHAS

580N-RETRO-CARREGADORA (BRASIL)

05.100.01	01	p4	1/2017

LISTA DE INVENTÁRIO INICIAL DO CONCESSIONÁRIO

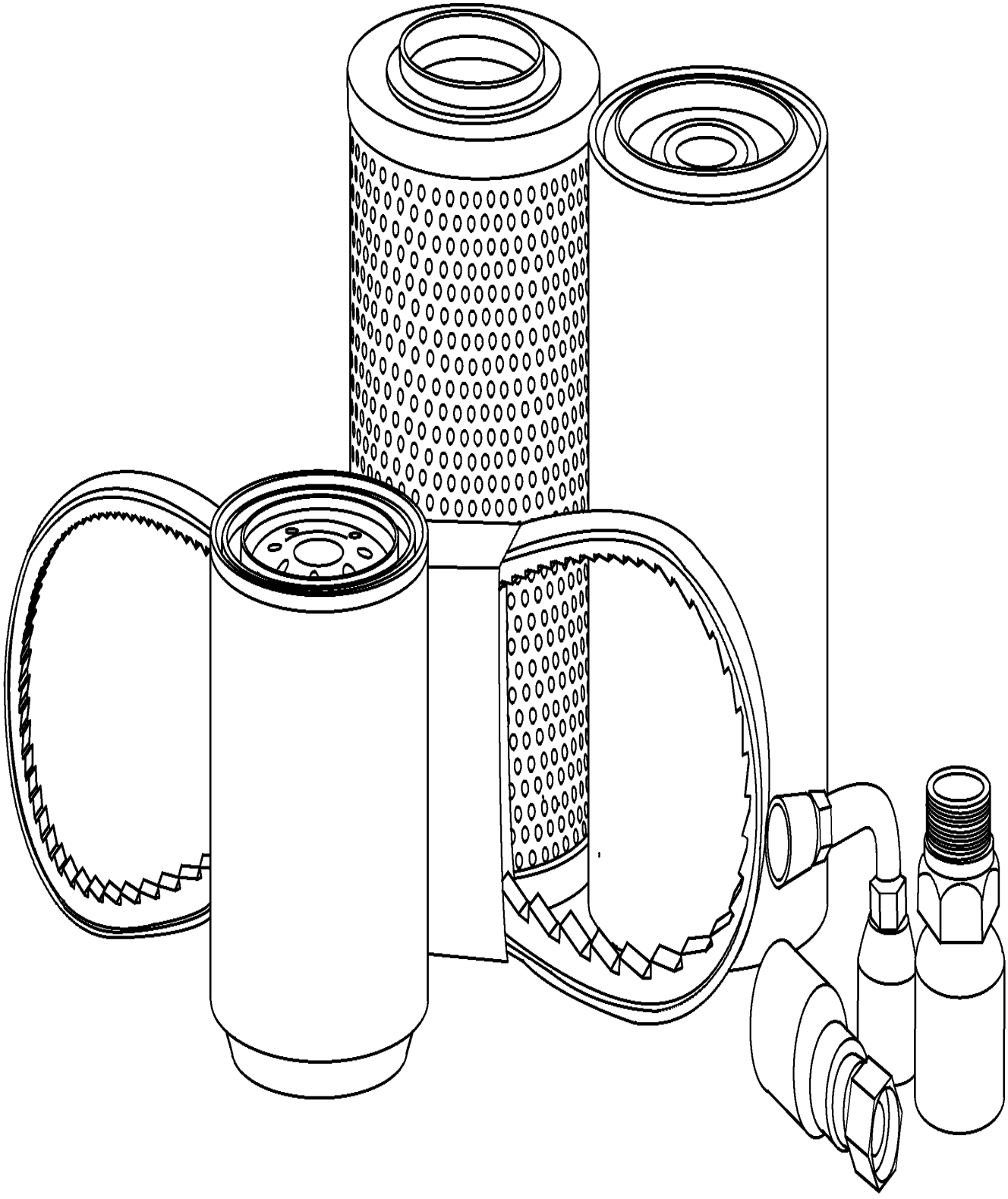

LISTA DE INVENTÁRIO INICIAL DO CONCESSIONÁRIO

REF FN	PART NUMBER	YR/SN	QTY	DESCRIPTION
71	87521766R		1	PAINEL INSTRUMENTOS
71	87521766C		1	PAINEL INSTRUMENTOS Return Number
72	87337149		1	CLUSTER, INSTR. CLUSTER, INSTRUMENT
72	87337149R		1	PAINEL INSTRUMENTOS 580N LOADER BACKHOE (BRAZIL) (1/12-)
72	87337149C		1	PAINEL INSTRUMENTOS Return Number
73	87578455		1	RELÉ 12V, Turn Signal and Hazard
74	E46853		1	SUPORTE
75	E48692		1	PONTA DE DENTE
76	7704803		1	HASTE
77	7704803		1	HASTE
78	87000228		1	INTERRUPTOR BAIXA PR
79	87576643		1	ARREFECEDOR
80	87441876		1	REFRIGERADOR DO ÓLEO
81	347706A3		1	RELÉ 12V, 5A 5A
82	86619908		1	RELÉ 12V, 150A
83	87655334		1	RELÉ 12V, 35A, Micro
84	84271717		1	RELÉ 12V, 50A 70A
85	5194283		1	RESPIRADOURO M10 x 1 Parking Brake
86	1530028C1		1	RESPIRADOURO Transmission
87	84329587		1	RESPIRADOURO Fuel Tank
88	2852531		1	RESPIRADOURO Engine
89	5194153		1	RESPIRADOURO M10 x 1 Axle, Assy
90	364180A1		1	PROTECTOR SOLAR
91	87406924		1	ESPELHO RETROVISOR
92	2852157		1	SENSOR Engine Water Temperature
93	232948A1		1	INTERRUPTOR ALTA PRE 24V
94	87705716		1	SENSOR Pressure
95	87705451		1	SENSOR Speed
96	300672A1		1	INTERRUPTOR Operator Seat
97	87645148		1	INTERRUPTOR Air Filter
98	279265A2		1	INTERRUPTOR Brake

580N-RETRO-CARREGADORA (BRASIL)

LISTA DE INVENTÁRIO INICIAL DO CONCESSIONÁRIO

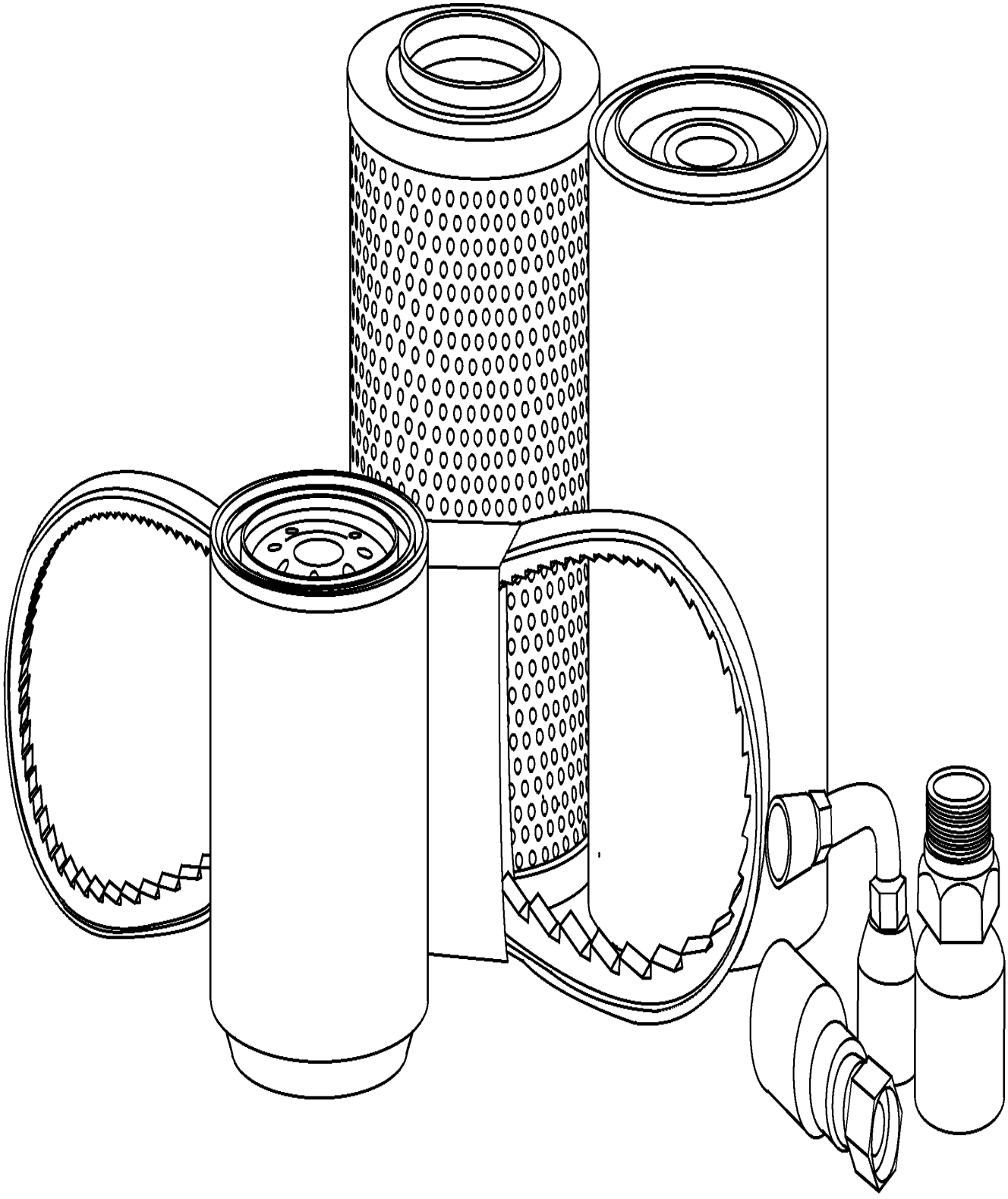

LISTA DE INVENTÁRIO INICIAL DO CONCESSIONÁRIO

REF	FN	PART NUMBER	YR/SN	QTY	DESCRIPTION
99		84271440		1	RESISTÊNCIA Temperature
100		84271442		1	RESISTÊNCIA Temperature
101		87701313		1	SENSOR
102		79081900		1	SENSOR Air Filter
103		2856350		1	SENSOR Water Pump
104		85803019		1	TAMPA DO RADIADOR
105		84383461		1	TERMÓSTATO
106		2852105		1	TUBO Fuel System
107		47132002		1	AQUECEDOR
108		84278195		1	ECU Trax Control Unit
109		87601345		1	VARETA DE NÍVEL 824mm L
110		2852121		1	VARETA DE NÍVEL
111		84246306		1	VIDRO Front, Cab
112		84246307		1	VIDRO Front, Cab
113		84246308		1	VIDRO Front, Cab
114		84246309		1	VIDRO LH, Cab
115		84339225		1	VIDRO RH, Cab
116		84339224		1	VIDRO LH, Cab
117		84261870		1	VIDRO RH, Door
118		84224316		1	JANELA DA CABINA LH, Door
119		84261868		1	VIDRO LH, Door
120		87434783		1	WINDOW ASSY Central, Rear
121		84224342		1	VIDRO Cab
122		84224343		1	VIDRO Cab
123		352208A1		1	JANELA DA CABINA Rear
124		352210A1		1	JANELA DA CABINA Lower, Rear

580N-RETRO-CARREGADORA (BRASIL)

SECTION INDEX

Motor

10.001.02	01	**BASE MOTOR**
10.001.02	02	**BLOCO DE CILINDRO**
10.001.02	03	**BLOCO DE CILINDRO STIFFENER PLATE**
10.012.03	01	**MOTOR - SUPORTE**
10.101.01	01	**CABEÇA DE CILINDRO**
10.101.01	02	**CABEÇA DE CILINDRO**
10.101.02	01	**CULATA DEL CILINDRO**
10.101.02	02	**CABEÇA DE CILINDRO, COBERTURAS**
10.101.03	01	**RESPIRADOURO - MOTOR**
10.102.03	01	**TAMPAS BASE**
10.102.03	02	**TAMPAS BASE**
10.102.03	03	**CÁRTER, COBERTURAS**
10.102.04	01	**COBERTURA DA ENGRENAGEM DIANTEIRA**
10.103.01	01	**EIXO MOTOR**
10.103.01	02	**CAMBOTA**
10.103.02	01	**POLIA - EIXO MOTOR (2856237)**
10.103.03	01	**VOLANTE - MOTOR**
10.103.04	01	**POLIA, CAMBOTA**
10.105.01	01	**PISTÃO - MOTOR ASPIRADO**
10.105.01	02	**PISTÃO - MOTOR TURBINADO**
10.105.01	03	**BIELA MOTOR**
10.105.01	04	**PISTÃO**
10.105.01	05	**BIELA**
10.106.04	01	**CABEÇOTE DO CILINDRO - MECANISMO DA VÁLVULA**
10.106.07	01	**EIXO DE CAME**
10.106.07	02	**ÁRVORE DE CAMES**
10.110.02	01	**EQUILIBRADOR, ALOJAMENTO, ENGRENAGENS E VEIO**
10.110.02	02	**EQUILIBRADOR, ALOJAMENTO, ENGRENAGENS E VEIO**
10.202.01	01	**FILTRO DE AR - PEÇAS DE ADMISSÃO DE AR**
10.202.01	02	**FILTRO DE AR - PEÇAS DA ADMISSÃO DE AR**
10.202.03	01	**CONJUNTO DO FILTRO DE AR**
10.206.01	01	**FILTRO DE COMBUSTÍVEL**
10.206.01	02	**FILTRO DE COMBUSTÍVEL**
10.206.02	01	**FILTRO ÓLEO - MOTOR**
10.210.01	01	**BOMBA, COMBUSTÍVEL**

SECTION INDEX

Motor

10.210.01	02	**BOMBA DE COMBUSTÍVEL**
10.212.01	01	**RESERVATÓRIO DE COMBUSTÍVEL**
10.214.01	01	**FILTRO SEPARADOR DE ÁGUA - TUBULAÇÃO**
10.214.01	02	**FILTRO SEPARADOR DE ÁGUA - TUBULAÇÃO**
10.214.02	01	**FILTRO DE COMBUSTÍVEL - SEPARADOR DE ÁGUA**
10.218.03	01	**SISTEMA DE INJEÇÃO DE COMBUSTÍVEL**
10.218.03	02	**INJECTION EQUIPMENT - INJECTOR**
10.218.04	01	**TUBAGENS - COMBUSTÍVEL**
10.218.04	03	**PIPING - FUEL**
10.218.05	01	**GRUPO INJECÇÂO - TUBAGENS**
10.218.05	02	**INJECTION EQUIPMENT - PIPING**
10.218.05	03	**SISTEMA DE INJEÇÃO DE COMBUSTÍVEL**
10.218.05	04	**FUEL INJECTION SYSTEM**
10.218.05	05	**FUEL INJECTION SYSTEM**
10.220.01	01	**CONTROLES - ACELERADOR, PEDAL**
10.220.02	01	**CONTROLES - ACELERADOR DE MÃO**
10.246.01	01	**BOMBA DE INYECCION**
10.246.01	02	**FUEL INJECTION PUMP**
10.246.02	01	**BOMBA INJECÇÂO**
10.246.02	02	**INJECTION PUMP**
10.250.05	01	**TURBOCOMPRESOR**
10.250.05	02	**TURBOCHARGER**
10.250.06	01	**TUBAGENS - OLEO MOTOR**
10.250.06	02	**TURBOCHARGER SYSTEM**
10.254.06	01	**MOTOR ASPIRADO - TUBO DE ESCAPE**
10.254.08	01	**COLECTOR ESCAPE**
10.254.08	02	**COLECTOR ESCAPE**
10.254.08	03	**MANIFOLD - INTAKE TURBORCHARGER ENGINE**
10.254.10	01	**COLECTOR DE DESCARGA**
10.254.11	01	**SILENCIOSO - SISTEMA DE ESCAPE**
10.254.12	01	**AQUECEDOR DA GRADE DE ARRANQUE A FRIO**
10.304.01	01	**BOMBA ÓLEO - MOTOR**
10.304.02	01	**BOMBA DE ÓLEO, RECIPIENTE**
10.304.02	02	**CÁRTER DE ÓLEO**
10.304.10	01	**VARETA NÍVEL ÓLEO MOTOR**

SECTION INDEX

Motor

10.400.03	01	**SISTEMA DE ARREFECIMENTO - MOTOR**
10.400.03	02	**COOLING SYSTEM - ENGINE**
10.402.02	01	**BOMBA DE ÁGUA**
10.402.05	01	**BOMBA DE AGUA - CONTROLE**
10.402.05	02	**WATER PUMP - CONTROL**
10.402.09	01	**TERMOSTATO - SISTEMA DE ARREFECIMENTO, MOTOR**
10.402.09	02	**THERMOSTAT - ENGINE COOLING SYSTEM**
10.406.01	01	**SISTEMA DE PURGA DE AIRE - SUPORTE**
10.406.04	01	**RADIADOR - SOPORTE**
10.406.06	01	**RADIADOR - REVESTIMENTOS E GUARNIÇÕES**
10.408.01	01	**TROCADOR DE CALOR - MOTOR**
10.408.01	02	**HEAT EXCHANGER - ENGINE**
10.414.01	01	**HÉLICE DO MOTOR - 7 PÁS**
10.414.01	02	**HÉLICE DO MOTOR**
10.414.02	01	**ACIONAMENTO DA HÉLICE E POLIA**
10.414.02	02	**FAN DRIVE**

BASE MOTOR

BASE MOTOR

REF FN	PART NUMBER	YR/SN	QTY	DESCRIPTION
1	84598418		1	BLOCO DE CILINDRO Incl. 2, 3, 4, 5, 6, 7, 8
2	4899026		10	PERNO-GUIA M18 x 10
3	4895039		3	BUJÃO DE EXPANSÃO M17.73
4	4895038		4	BUJÃO DE EXPANSÃO M58.06
5	4895228		2	BUJÃO DE EXPANSÃO 35.23mm x 7.94mm
6	4891353		10	PARAFUSO Flg Hd, M12 x 1.5 x 120
7	4895040		1	CASQUILHO 54.39mm ID x 59.39mm OD x 25.4mm L
8	4895919		4	CHUMACEIRA
8	4895921		1	CHUMACEIRA
9	4895392		2	PLUG SEXTAVADO INTER M18 x 1.5 Incl 10
10	4895393		2	O-RING 2.2mm Thk x 15.3mm ID
11	4895049		2	PERNO-GUIA M16.05 x 10
12	J931623		8	TUCHO
13	2852202		4	BICO RESFRIADOR Assy - VERSION (02), Incl 14, 15
14	4894218		1	PARAFUSO Special, M8 x 20
15	NSS		1	NO SE VENDE SEPARADO Aspersor de óleo, Incl in 13
16	4895605		1	PLUG SEXTAVADO INTER M14 x 1.5 Incl 17
17	4899115		1	O-RING 2.2mm Thk x 11.3mm ID
18	4899009		1	TAMPÃO M10 x1 Incl 19
19	4899072		1	O-RING 1.6mm Thk x 8.1mm ID

580N-RETRO-CARREGADORA (BRASIL)

BLOCO DE CILINDRO

BLOCO DE CILINDRO

REF	FN	PART NUMBER	YR/SN	QTY	DESCRIPTION
1		2830082		1	BLOCO DE CILINDRO 4 Cylinders Assy, Contains Ref. 1A, 1B, 2 - 7
1A		NSS		1	NO SE VENDE SEPARADO
1B		NSS		1	NO SE VENDE SEPARADO
2		4899026		10	PERNO-GUIA M18 x 10
3		4895039		3	BUJÃO DE EXPANSÃO M17.73
4		4895038		4	BUJÃO DE EXPANSÃO M58.06
5		4895228		2	BUJÃO DE EXPANSÃO 35.23mm x 7.94mm
6		4891353		10	PARAFUSO Flg Hd, M12 x 1.5 x 120
7		4895040		1	CASQUILHO 54.39mm ID x 59.39mm OD x 25.4mm L
8		4894218		4	PARAFUSO Special, M8 x 20
9		2852203		4	BICO RESFRIADOR
10		J931623		8	TUCHO
11		4895049		2	PERNO-GUIA M16.05 x 10
12		4895393		1	O-RING 2.2mm Thk x 15.3mm ID
13		4895392		2	PLUG SEXTAVADO INTER M18 x 1.5 ASSY
13A		NSS		2	NO SE VENDE SEPARADO

10.001.02	03	p1	1/2017

BLOCO DE CILINDRO STIFFENER PLATE

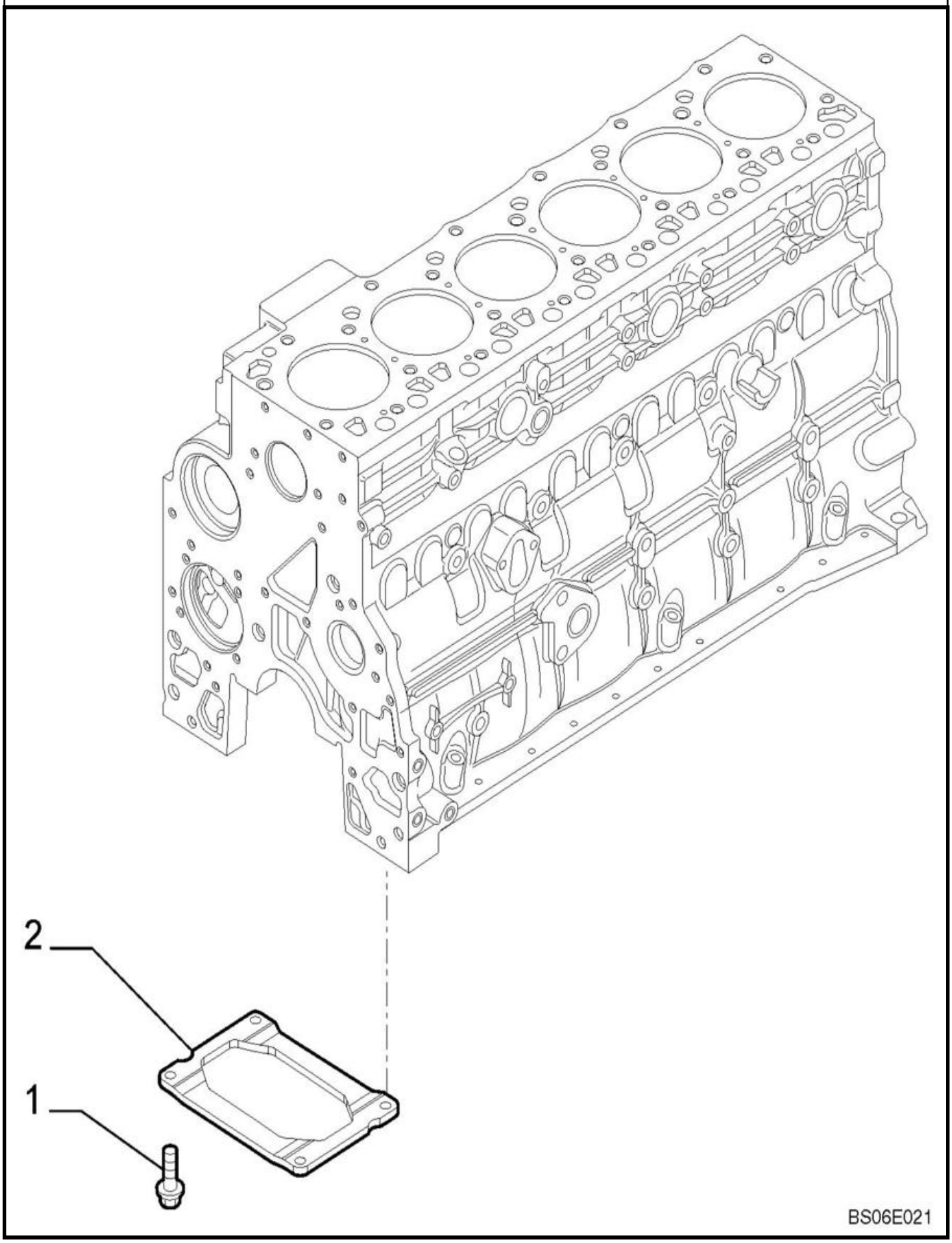

BLOCO DE CILINDRO STIFFENER PLATE

REF	FN	PART NUMBER	YR/SN	QTY	DESCRIPTION
1		4899032		4	PARAFUSO Hex Flg, M10 x 1.5 x 25
2		2852729		1	REFORÇO Noise Reduction

10.012.03	01	p1	1/2017

MOTOR - SUPORTE

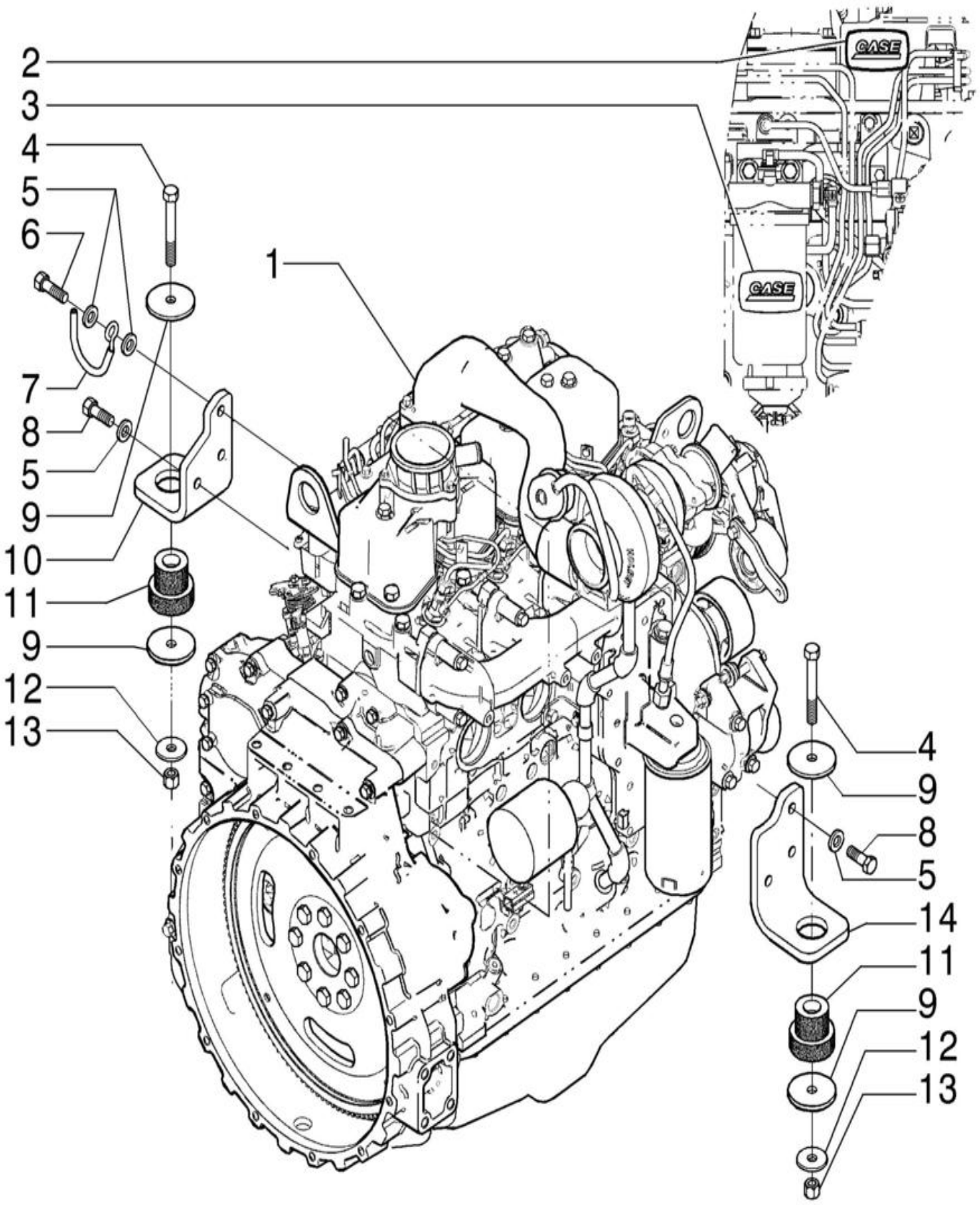

MOTOR - SUPORTE

REF	FN	PART NUMBER	YR/SN	QTY	DESCRIPTION
1	1	87484753		1	MOTOR 56kW, L, 4 Cylinders, W/ Turbocharger
1	2	87484758		1	MOTOR 63kW, 4.5L, 4 Cylinders, W/ Turbocharger
1	3	84497773		1	MOTOR 63kW, L, 4 Cylinders, W/ Turbocharger
2		87429186		1	EMBLEMA
3		87415931		2	DÍSTICO
4		814-12090		2	PARAFUSO Hex, M12 x 1.75 x 90mm, Cl 8.8
5		87655043		7	ANILHA M12, 13.65mm ID x 24.90mm OD x 3.20mm, HT Boron, ZNM
6		614-12040		1	PARAFUSO Hex, M12 x 1.75 x 40mm, Cl 8.8, Full Thd
7		87431799		1	SUPORTE
8		614-12035		5	PARAFUSO Hex, M12 x 1.75 x 35mm, Cl 8.8, Full Thd
9		85801585		4	ANILHA DE VEDAÇÃO 13mm ID x 65mm OD x 5mm Thk
10		87550221		1	SUPORTE DE MOTOR LH
11		87488318		2	MONTAGEM DE BORRACHA
12		85802618		2	ANILHA DE VEDAÇÃO 13mm ID x 41mm OD x 3mm Thk
13		832-10412		2	PORCA M12 x 1.75, Cl 8
14		87735093		1	BRACKET, SUPPORTING
		71104545			CJ. REVISAO DO MOTOR Set of Lower Gaskets - For Aspired and Turbocharged Engines
		71104544			CJ. REVISAO DO MOTOR Set of Upper Gaskets - For Aspired Engine
		71104546			CJ. REVISAO DO MOTOR Set of Upper Gaskets - For Turbocharged Engine
		71104537			CJ. REVISAO DO MOTOR Engine Overhauling Kit - For Aspired Engine
		71104538			CJ. REVISAO DO MOTOR Engine Overhauling Kit - For Turbocharged Engine

(1) Para Motor Aspirado

(2) Para Motor Turbo

(3) Opcional Motor TIER 3

10.101.01	01	p1	1/2017

CABEÇA DE CILINDRO

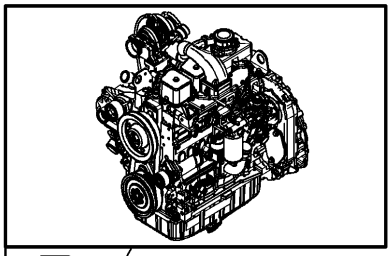

KIT KIT ● = 5 ▲ = 6

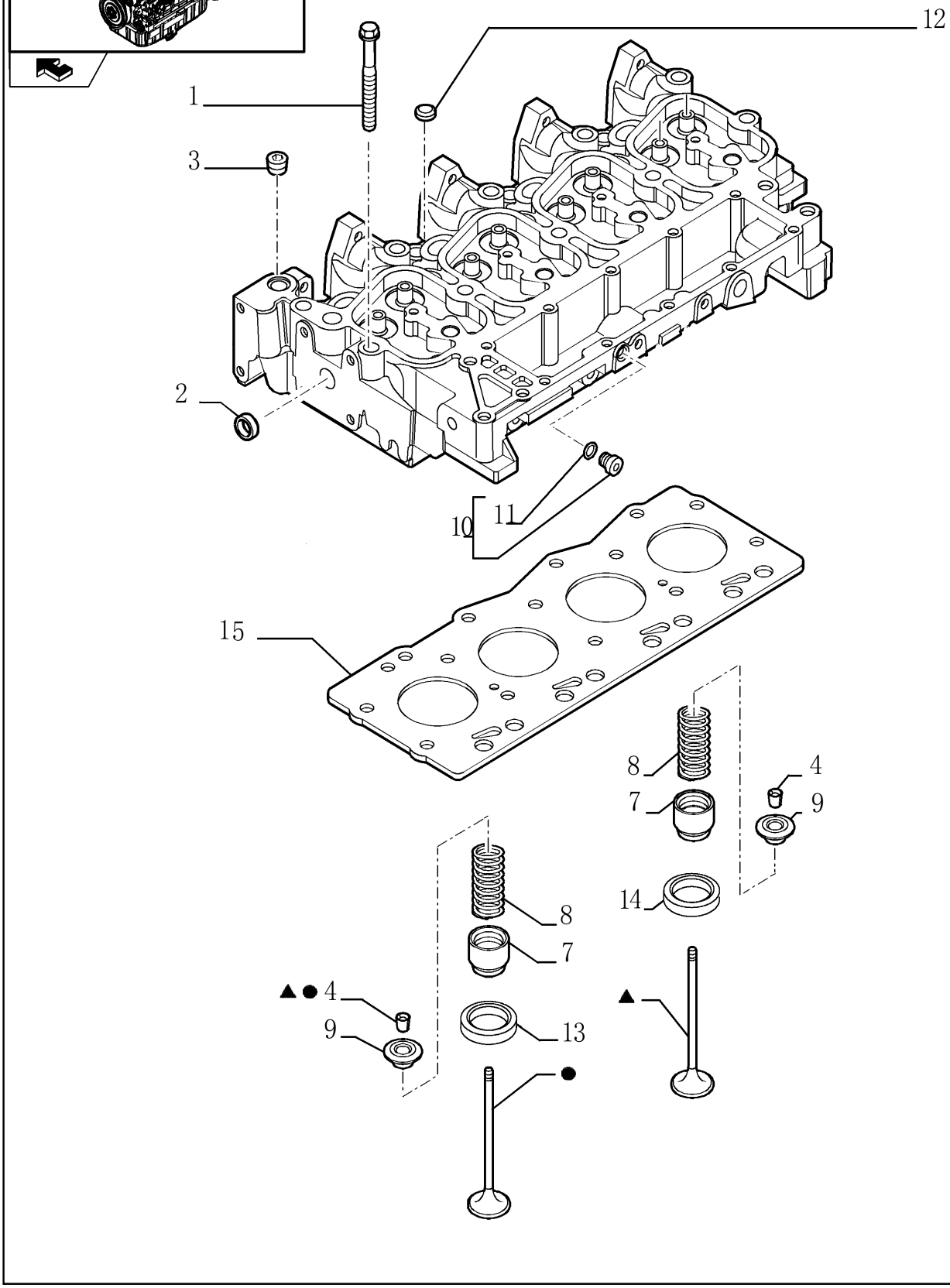

CABEÇA DE CILINDRO

REF FN	PART NUMBER	YR/SN	QTY	DESCRIPTION
	71104582		1	CABEÇA DE CILINDRO Assy
1	4892861		4	PARAFUSO CABECA FLAN Wash Hd, M12 x 1.75 x 73
2	4895085		1	BUJÃO DE EXPANSÃO 25.74mm OD
3	4895078		5	TAMPÃO PARA TUBO 1/2"-14 - ASSY
4	4895183		16	FREIO
5	71104370		4	VÁLVULA DE ADMISSÃO Exhaust
6	71104369		4	VÁLVULA DE ESCAPE Intake
7	4895347		8	VEDANTE
8	2856804		8	MOLA
9	4895184		8	RETENTOR 34mm OD, 10.63mm ID, 14.5mm L
10	4899009		1	TAMPÃO M10 x1 Assy
11	4899072		1	O-RING 1.6mm Thk x 8.1mm ID
12	4895179		3	BUJÃO DE EXPANSÃO M20.93
13	4897179		4	SEDE DE VÁLVULA 38 mmID x 47mm OD x 6.9mm L Exhaust
14	4897178		4	SEDE DE VÁLVULA 36mm ID x 43mm OD x 6.7mm L Intake
15	2830919		1	JUNTA DO CABECOTE 1.4mm Thk
15	2830920		1	JUNTA DO CABECOTE 1.15mm Thk

10.101.01	02	p1	1/2017

CABEÇA DE CILINDRO

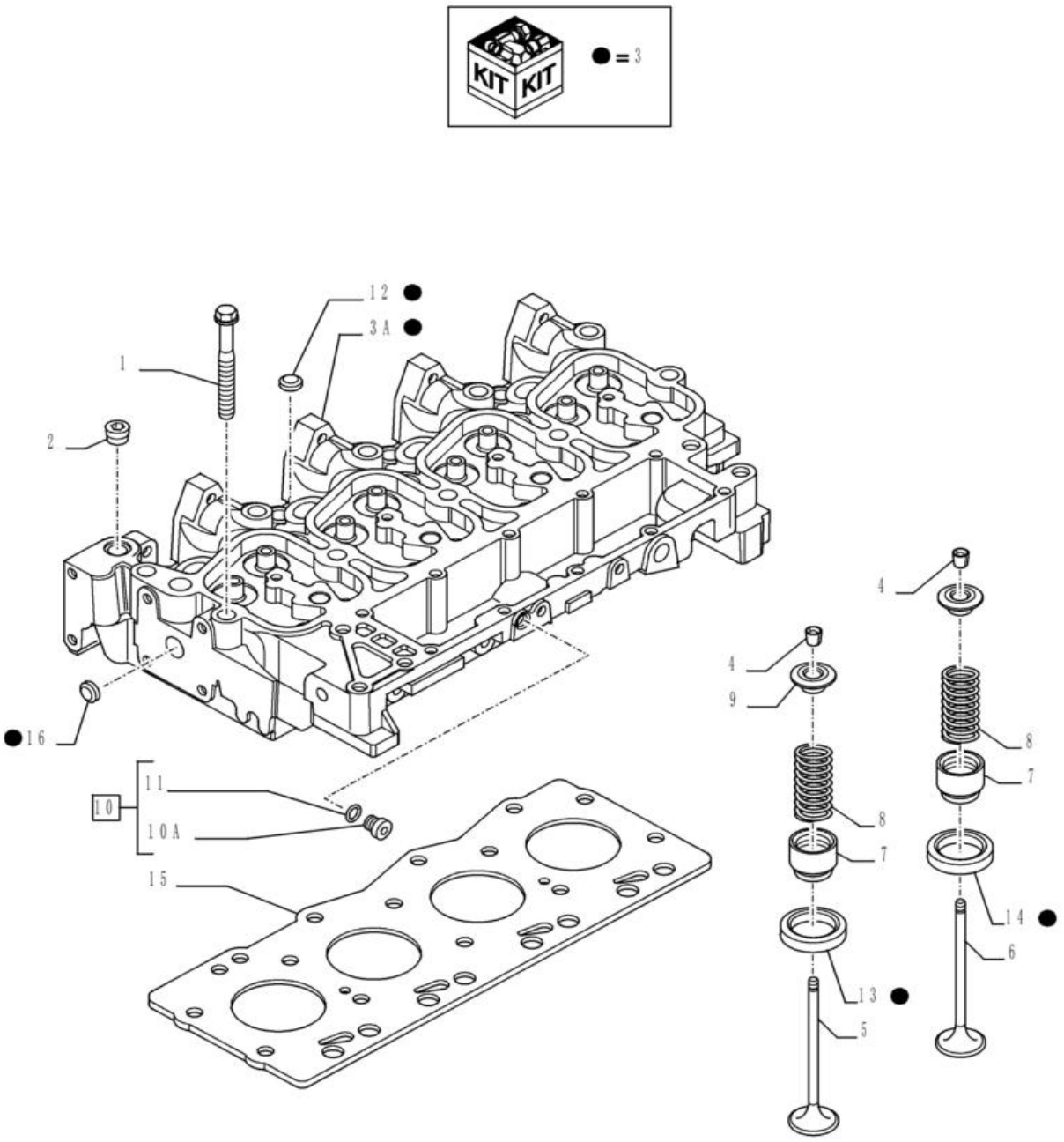

TIER 3 ENGINE

CABEÇA DE CILINDRO

REF FN	PART NUMBER	YR/SN	QTY	DESCRIPTION
1	4892861		4	PARAFUSO CABECA FLAN Wash Hd, M12 x 1.75 x 73
1	4892859		10	PARAFUSO Flng, M12 x 1.75 x 143mm
2	4895078		5	TAMPÃO PARA TUBO 1/2"-14
3	2856017		1	CABEÇA DE CILINDRO 4 Cylinders Assy, Contains Ref. 3A, 12 - 14, 16
3A	NSS		1	NO SE VENDE SEPARADO
4	4895183		16	FREIO
5	4895188		4	VÁLVULA DE ESCAPE STD ENGINE EXHAUST VALVE
6	4895187		4	VÁLVULA DE ADMISSÃO STD ENGINE INLET VALVE
7	4895347		8	VEDANTE
8	4895215		8	MOLA DE VÁLVULA Compression, 32.8mm OD x 63.5 mmL
9	4895184		8	RETENTOR 34mm OD, 10.63mm ID, 14.5mm L
10	4899009		1	TAMPÃO M10 x1 ASSY
10A	NSS		1	NO SE VENDE SEPARADO
11	4899072		1	O-RING 1.6mm Thk x 8.1mm ID
12	4895179		3	BUJÃO DE EXPANSÃO M20.93
13	4897178		4	SEDE DE VÁLVULA 36mm ID x 43mm OD x 6.7mm L Exhaust
14	4897179		4	SEDE DE VÁLVULA 38 mmID x 47mm OD x 6.9mm L Intake
15	2830919		1	JUNTA DO CABECOTE 1.4mm Thk 1.25mm Thk
15	2830920		1	JUNTA DO CABECOTE 1.15mm Thk 1.15mm Thk
16	4895085		1	BUJÃO DE EXPANSÃO 25.74mm

10.101.02	01	p1	1/2017

CULATA DEL CILINDRO

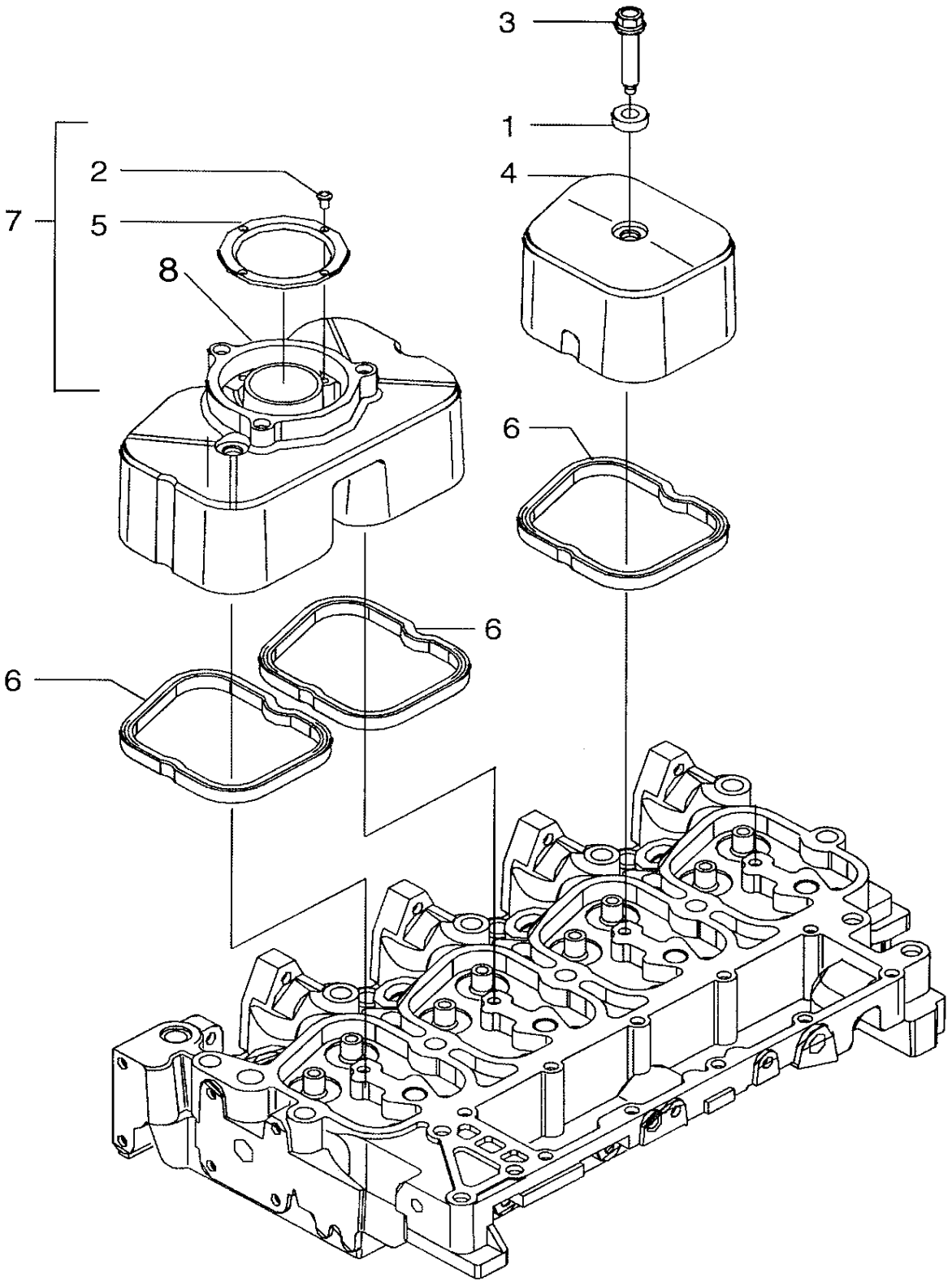

CULATA DEL CILINDRO

REF FN	PART NUMBER	YR/SN	QTY	DESCRIPTION
1	J935449		4	ISOLADOR 10.2mm ID x 19mm OD x 10.1mm L
2	2830281		4	PARAFUSO M2.9 x 6.5
3	4895214		4	PARAFUSO Flng, M8 x 1.25 x 34.549mm, Cl 8.8
4	2852032		1	TAMPA DAS VÁLVULAS
5	2830775		1	CHAPA DEFLECTORA
6	2856809		4	JUNTA 7mm Thk SEALRING
7	2830784		1	TAMPA DAS VÁLVULAS Incl 2,5
8	2830769		1	COBERTURA

CABEÇA DE CILINDRO, COBERTURAS

CABEÇA DE CILINDRO, COBERTURAS

REF FN	PART NUMBER	YR/SN	QTY	DESCRIPTION
1	J935449		4	ISOLADOR 10.2mm ID x 19mm OD x 10.1mm L
2	2830281		4	PARAFUSO M2.9 x 6.5
3	4895214		4	PARAFUSO Flng, M8 x 1.25 x 34.549mm, Cl 8.8
4	2852032		2	TAMPA DAS VÁLVULAS
5	2830775		1	CHAPA DEFLECTORA
6	2852033		4	JUNTA 7mm Thk
7	2830784		1	TAMPA DAS VÁLVULAS ASSY
7A	NSS		1	NO SE VENDE SEPARADO

10.101.03	01	p1	1/2017

RESPIRADOURO - MOTOR

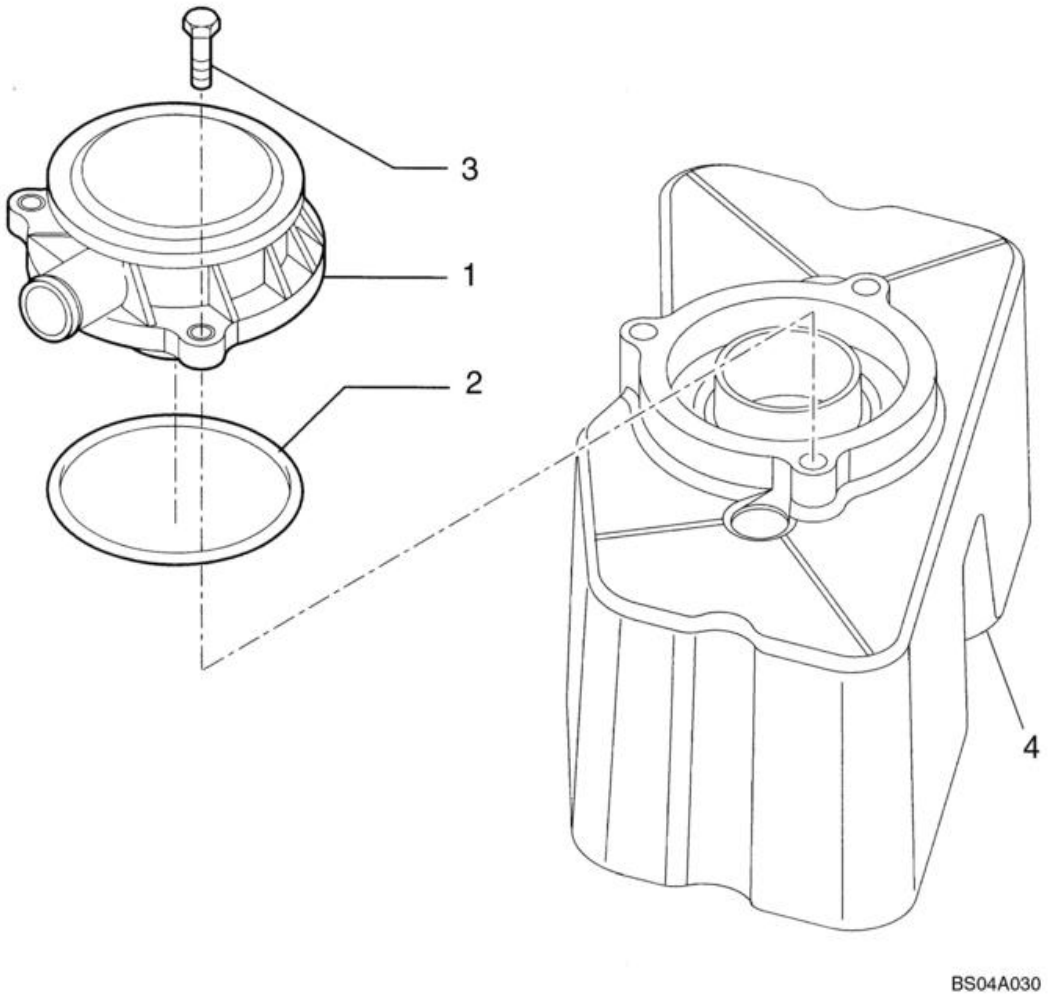

RESPIRADOURO - MOTOR

REF FN	PART NUMBER	YR/SN	QTY	DESCRIPTION
1	2852531		1	RESPIRADOURO
2	2852028		1	JUNTA 86mm ID x 94.6mm OD x 8.6mm Thk
3	4899110		3	PARAFUSO Hex Flg, M6 x 1 x 20 Alternate Part to 4899092
3	4899092		3	PARAFUSO Hex Flg, M6 x 1 x 25 Alternate Part to 4899110
4	REF		1	INSTRUÇÃO COVER, See Figure 10.101.02

10.102.03	01	p1	1/2017

TAMPAS BASE

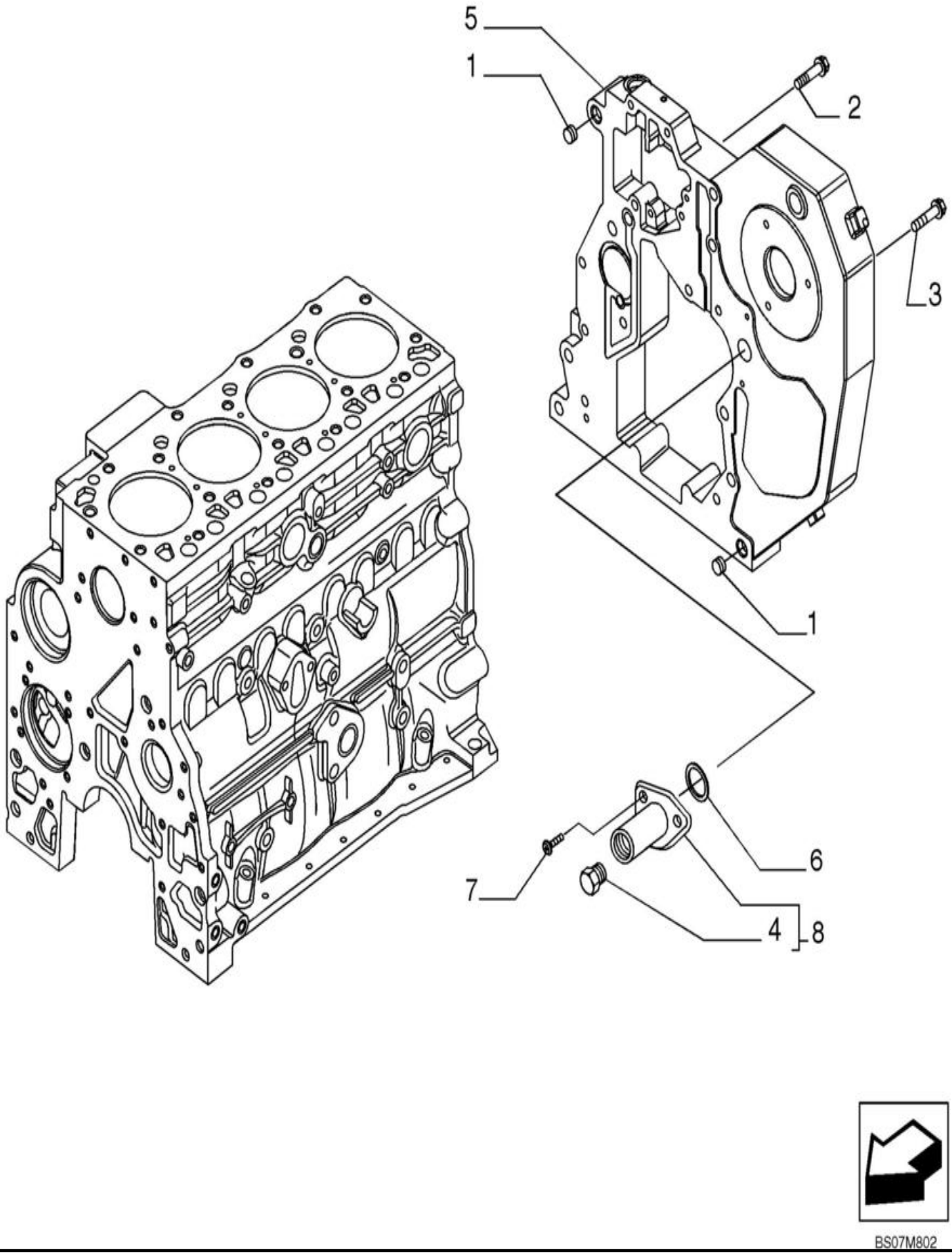

TAMPAS BASE

REF	FN	PART NUMBER	YR/SN	QTY	DESCRIPTION
1		4899026		2	PERNO-GUIA M18 x 10
2		4899091		4	PARAFUSO Hex Flange Cap, M8 x 1.25 x 40.00mm
3		4899093		5	PARAFUSO Hex Flange, M10 x 30.00mm, Cl 10.9, PHC
3		4899073		1	PARAFUSO Hex Flg, M12 x 1.75 x 30
4		16882515		1	TAMPÃO Plug
4		4899115		1	O-RING 2.2mm Thk x 11.3mm ID (Part of 16882515), Not Shown
4	1	2855289		1	PLUG SEXTAVADO INTER
5		2853671		1	ALOJAMENTO
6		2852519		1	O-RING M21.95 ID x 1.78 Thk
7		4895355		2	PARAFUSO M5 x 0.8 x 17mm, Cl 8.8
8		2855287		1	ALOJAMENTO - ASSY

(1) MOTOR TIER 3

10.102.03	02	p1	1/2017

TAMPAS BASE

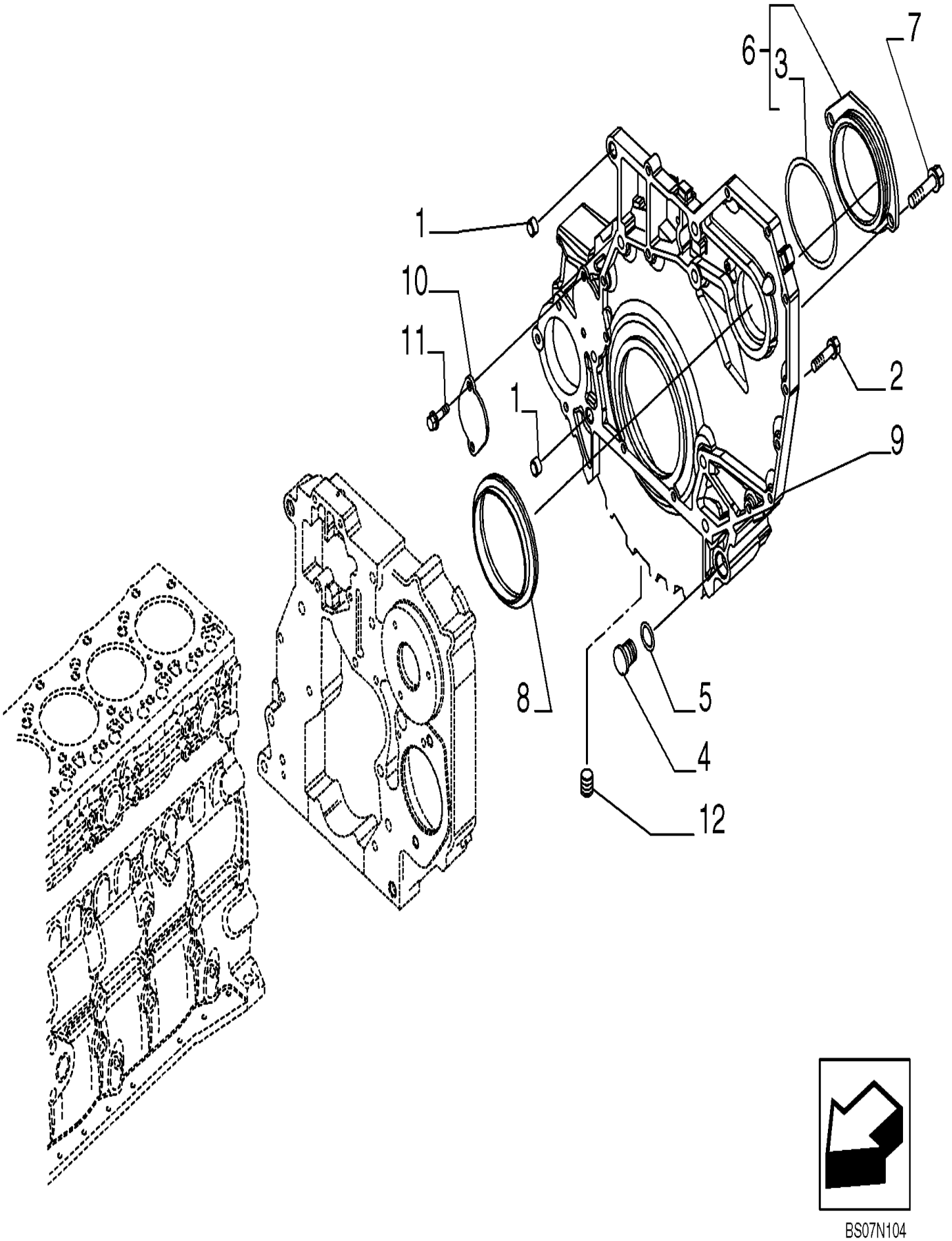

TAMPAS BASE

REF	FN	PART NUMBER	YR/SN	QTY	DESCRIPTION
1		4899026		2	PERNO-GUIA M18 x 10
2		4899109		3	PARAFUSO Hex, M10 x 1.5 x 80
2		4892915		7	PARAFUSO FLANGEADO Hex, M10 x 1.5 x 40mm
2		4899076		5	PARAFUSO Hex Flg, M12 x 1.75 x 80
2		4899074		2	PARAFUSO Hex Flg, M12 x 1.75 x 120
2		4899143		1	PARAFUSO Hex Flg, M10 x 1.5 x 140
2		2852865		2	PARAFUSO FLANGEADO Hex, Shldr, Lkg, M10 x 33mm
3		2854075		1	O-RING 0.103" Thk x 2.987" ID, -151
4		4895378		2	TAMPÃO DE PRESSÃO M29.2
5		4895379		2	O-RING 21.82mm ID x 3.53mm Width
6		2854073		1	COBERTURA
7		4899020		2	PARAFUSO FLANGEADO Hex, M8 x 1.25 x 20mm
8		4890833		1	VEDANTE DE ÓLEO M130 x 155 x 12.5/16
9		84353714		1	CARCAÇA MOTOR
10		4895155		1	COBERTURA
11		4899068		2	PARAFUSO Flng, M8 x 1.25 x 16mm
12		4893036		1	TAMPÃO PARA TUBO 3/4"-14 NPTF Alternate part to 2854866
12		2854866		1	PLUG SEXTAVADO INTER 3/4"-14 NPTF Alternate part to 4893036

CÁRTER, COBERTURAS

CÁRTER, COBERTURAS

REF FN	PART NUMBER	YR/SN	QTY	DESCRIPTION
1	4899026		2	PERNO-GUIA M18 x 10
2	4899109		3	PARAFUSO Hex, M10 x 1.5 x 80
2	4892915		7	PARAFUSO FLANGEADO Hex, M10 x 1.5 x 40mm
2	4899076		5	PARAFUSO Hex Flg, M12 x 1.75 x 80
2	4899074		2	PARAFUSO Hex Flg, M12 x 1.75 x 120
2	4899143		1	PARAFUSO Hex Flg, M10 x 1.5 x 140
2	2852865		2	PARAFUSO FLANGEADO Hex, Shldr, Lkg, M10 x 33mm
3	2854075		1	O-RING 0.103" Thk x 2.987" ID, -151
4	4895378		2	TAMPÃO DE PRESSÃO M29.2
5	4895379		2	O-RING 21.82mm ID x 3.53mm Width
6	2854073		1	COBERTURA ASSY
6A	NSS		1	NO SE VENDE SEPARADO
7	4899020		2	PARAFUSO FLANGEADO Hex, M8 x 1.25 x 20mm
8	84575645		1	VEDANTE DE ÓLEO 130mm ID x 155mm OD x 16mm Thk
9	2855178		1	ALOJAMENTO
10	4895155		1	COBERTURA
11	4899068		2	PARAFUSO Flng, M8 x 1.25 x 16mm
12	4893036		1	TAMPÃO PARA TUBO 3/4"-14 NPTF
13	2856548		1	TAMPÃO Hex, 3/4" - 16 ORB

10.102.04	01	p1	1/2017

COBERTURA DA ENGRENAGEM DIANTEIRA

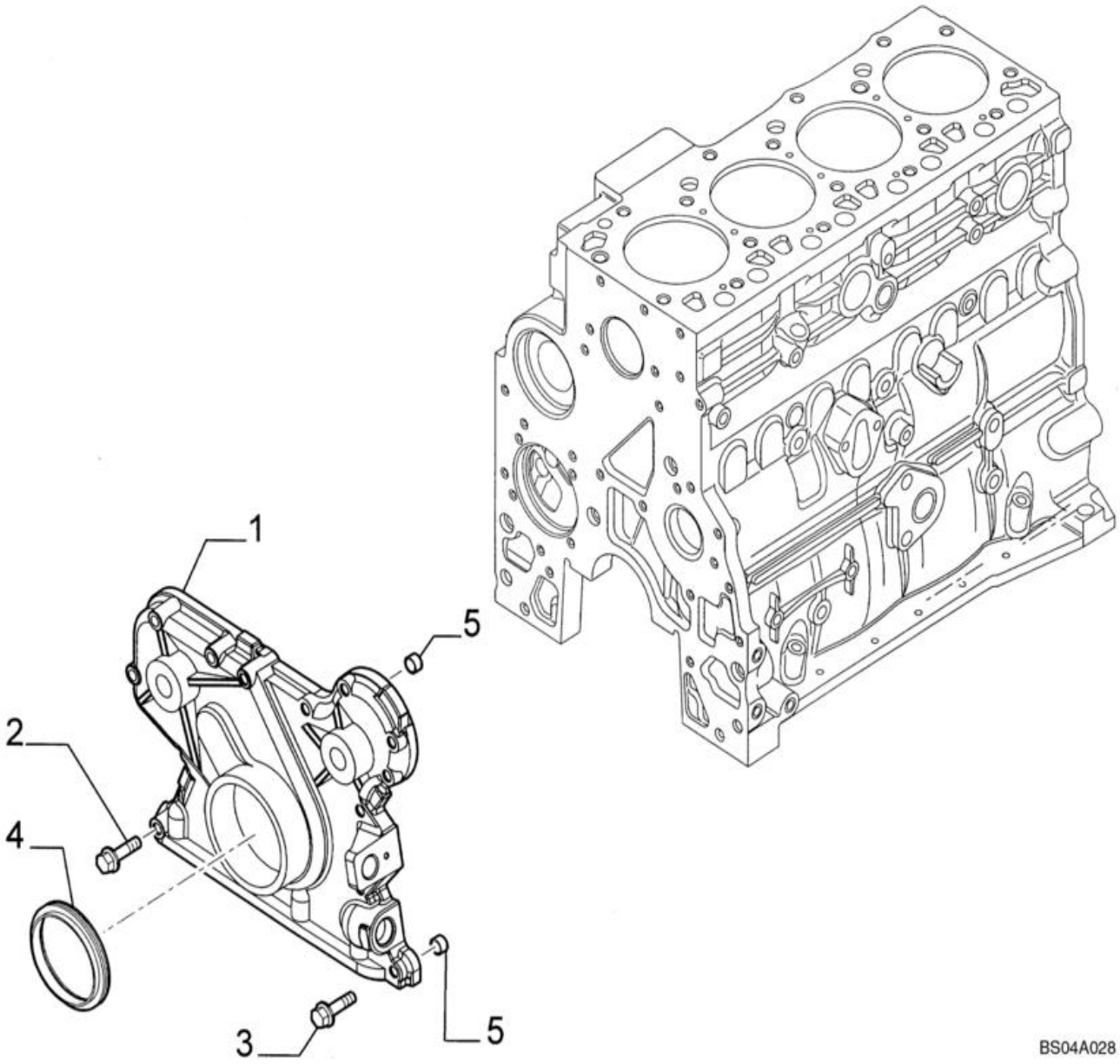

COBERTURA DA ENGRENAGEM DIANTEIRA

REF FN	PART NUMBER	YR/SN	QTY	DESCRIPTION
1	4897024		1	COBERTURA Front Gear
2	4899078		5	PARAFUSO Hex Flg, M8 x 1.25 x 45
3	4899063		8	PARAFUSO Hex Flg, M8 x 1.25 x 30
4	4890832		1	VEDANTE DE ÓLEO M70 x 100 x 12.5/16
5	4891209		2	PERNO-GUIA M13 x 8 L

10.103.01	01	p1	1/2017

EIXO MOTOR

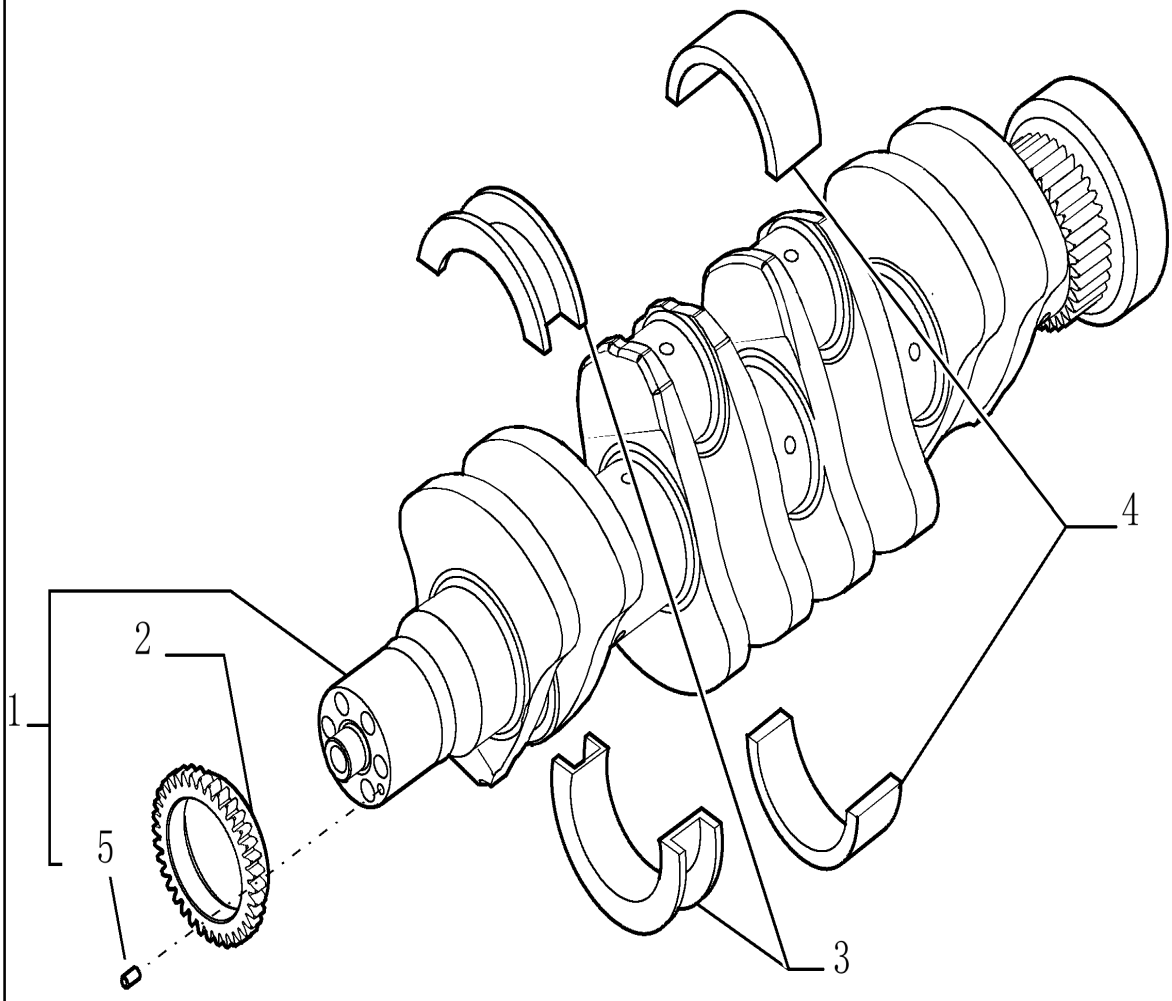

EIXO MOTOR

REF FN	PART NUMBER	YR/SN	QTY	DESCRIPTION
1	84598749		1	CAMBOTA INCL. 1, 2,5
2	504241168		1	RODA DENTADA
3	2995784		1	CONJ ANILHAS ENCOSTO STD
3	2995785		1	CJ. BRONZINAS 0.254 +0,25mm THRUST
3	2995786		1	CONJ ANILHAS ENCOSTO +0,50mm
4	2995787		4	CJ. BRONZINAS STD STD
4	2995788		4	CJ. BRONZINAS 0.254 +0,25mm
4	2995789		4	CONJ. CASQUILHOS -0. +0,50mm
5	4899046		1	PERNO-GUIA M6 x 9 L

CAMBOTA

CAMBOTA

REF FN	PART NUMBER	YR/SN	QTY	DESCRIPTION
1	2853822		1	CAMBOTA ASSY Incl 2
1	2853822R		1	CAMBOTA RECUPERADA Reman For New PN 2853822
1	2853822C		1	CAMBOTA A RENOVAR Return Number
2	4893386		1	ENGRENAGEM 36 T
3	2995784		1	CONJ ANILHAS ENCOSTO STD
3	2995785		1	CJ. BRONZINAS 0.254
3	2995786		1	CONJ ANILHAS ENCOSTO
4	2995787		4	CJ. BRONZINAS STD STD
4	2995788		4	CJ. BRONZINAS 0.254
4	2995789		4	CONJ. CASQUILHOS -0.
5	4899046		1	PERNO-GUIA M6 x 9 L

10.103.02	01	p1	1/2017

POLIA - EIXO MOTOR (2856237)

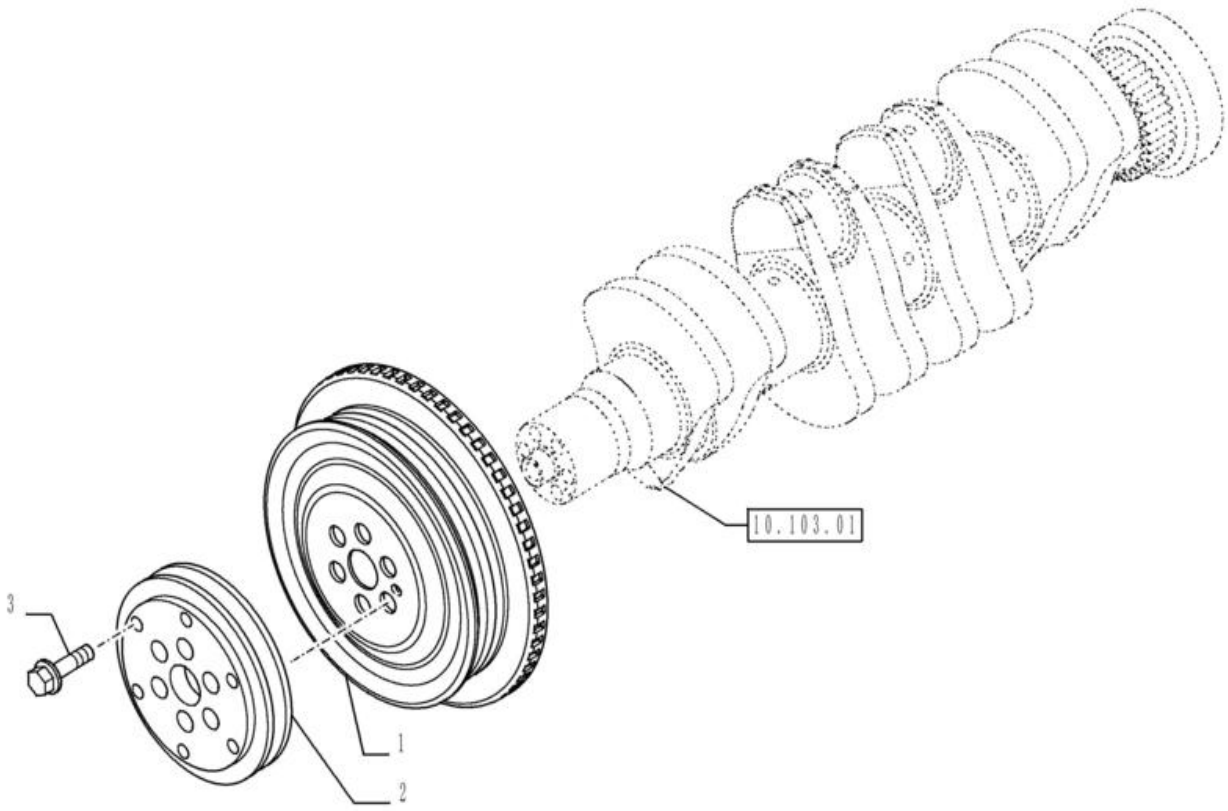

POLIA - EIXO MOTOR (2856237)

REF FN	PART NUMBER	YR/SN	QTY	DESCRIPTION
	2855380		1	POLIA Inclui Itens 1 - 3
1	4896773		1	POLIA
2	2855381		1	POLIA 152mm OD
3	4892867		6	PARAFUSO CABECA FLAN Phillips Drive, Oval HD, M12 x 1.25 x 78.5mm, Cl 10.9

10.103.03	01	p1	1/2017

VOLANTE - MOTOR

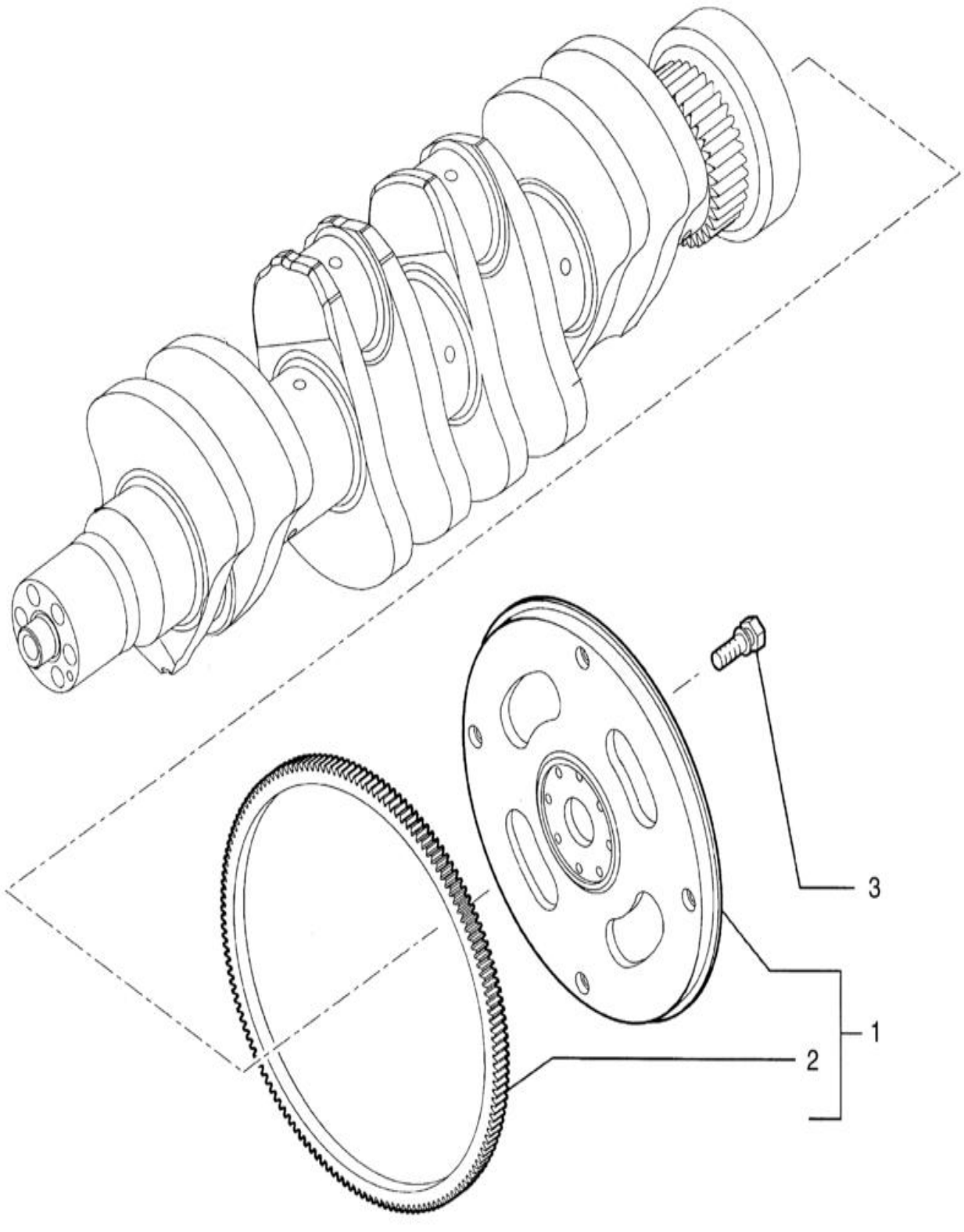

VOLANTE - MOTOR

REF FN	PART NUMBER	YR/SN	QTY	DESCRIPTION
1	2852049		1	VOLANTE DO MOTOR Assy; Incl 2
2	2852051		1	COROA DENTADA 125T
3	4894641		8	PARAFUSO M12 X 1.25 X 31mm

POLIA, CAMBOTA

POLIA, CAMBOTA

REF	FN	PART NUMBER	YR/SN	QTY	DESCRIPTION
1		4896773		1	POLIA
2		4892867		6	PARAFUSO CABECA FLAN Phillips Drive, Oval HD, M12 x 1.25 x 78.5mm, Cl 10.9
3		2855381		1	POLIA 152mm OD

10.105.01	01	p1	1/2017

PISTÃO - MOTOR ASPIRADO

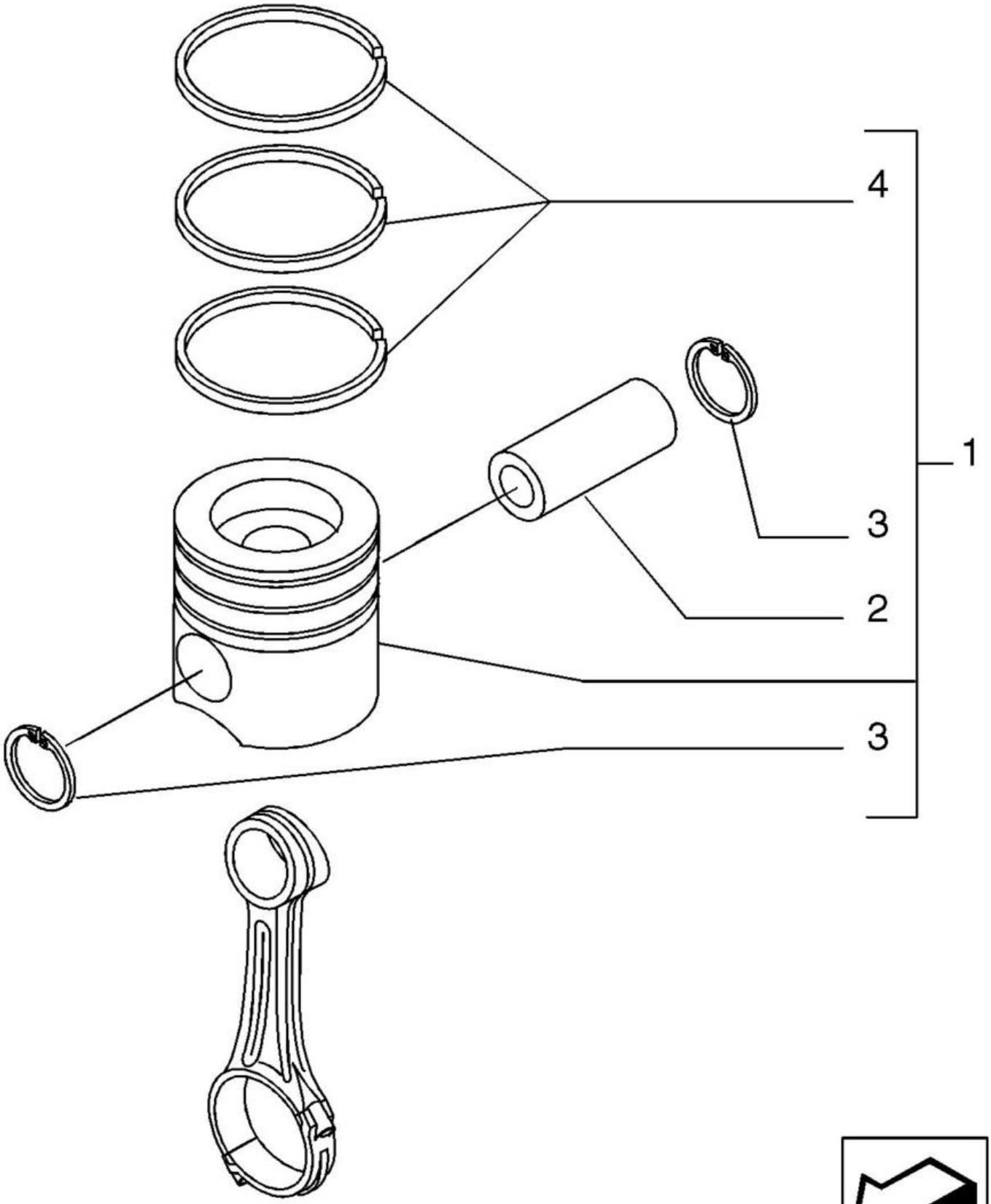

PISTÃO - MOTOR ASPIRADO

REF FN	PART NUMBER	YR/SN	QTY	DESCRIPTION
1	71104603		4	PISTÃO COMPLETO STD
1	87317243		4	KIT PISTOES E ANEIS 0,4 mm
2	4892712		4	CAVILHA DE PISTÃO 38mm OD x 82mm L
3	4892713		8	ANEL Int, M26.4
4	84598928		4	CONJUNTO DE ANILHAS STD
4	87316213		4	CJ ANEIS PISTAO 0.4 0,4 mm

10.105.01	02	p1	1/2017

PISTÃO - MOTOR TURBINADO

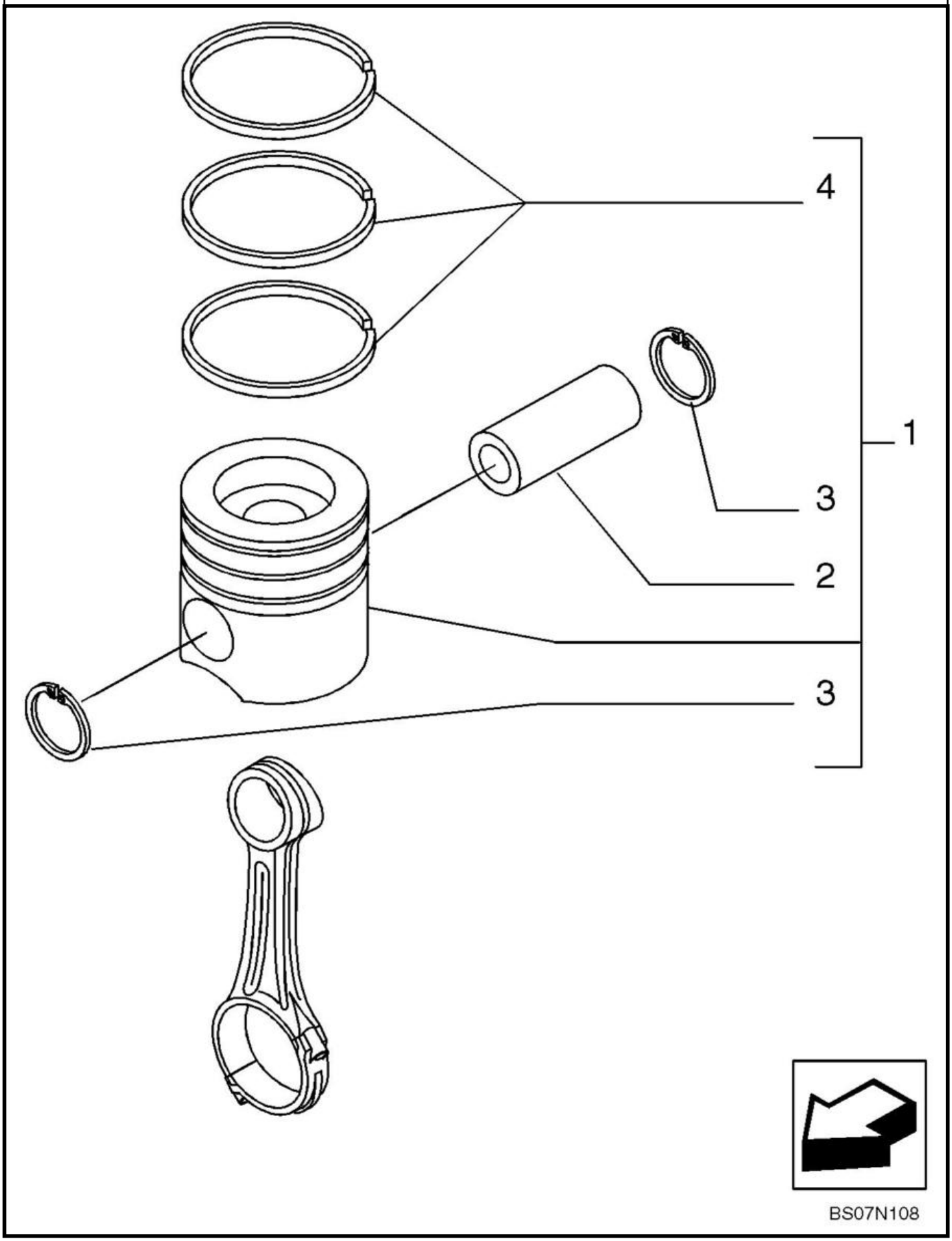

PISTÃO - MOTOR TURBINADO

REF FN	PART NUMBER	YR/SN	QTY	DESCRIPTION
1	700009000		4	PISTÃO COMPLETO STD
1	87317252		4	KIT PISTOES E ANEIS 0,4 mm
2	4892712		4	CAVILHA DE PISTÃO 38mm OD x 82mm L
3	4892713		8	ANEL Int, M26.4
4	8094845		4	CJ ANEIS PISTAO STD STD
4	87316944		4	CJ ANEIS PISTAO 0.4 0,4 mm

10.105.01	03	p1	1/2017

BIELA MOTOR

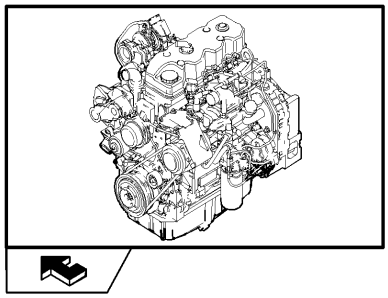

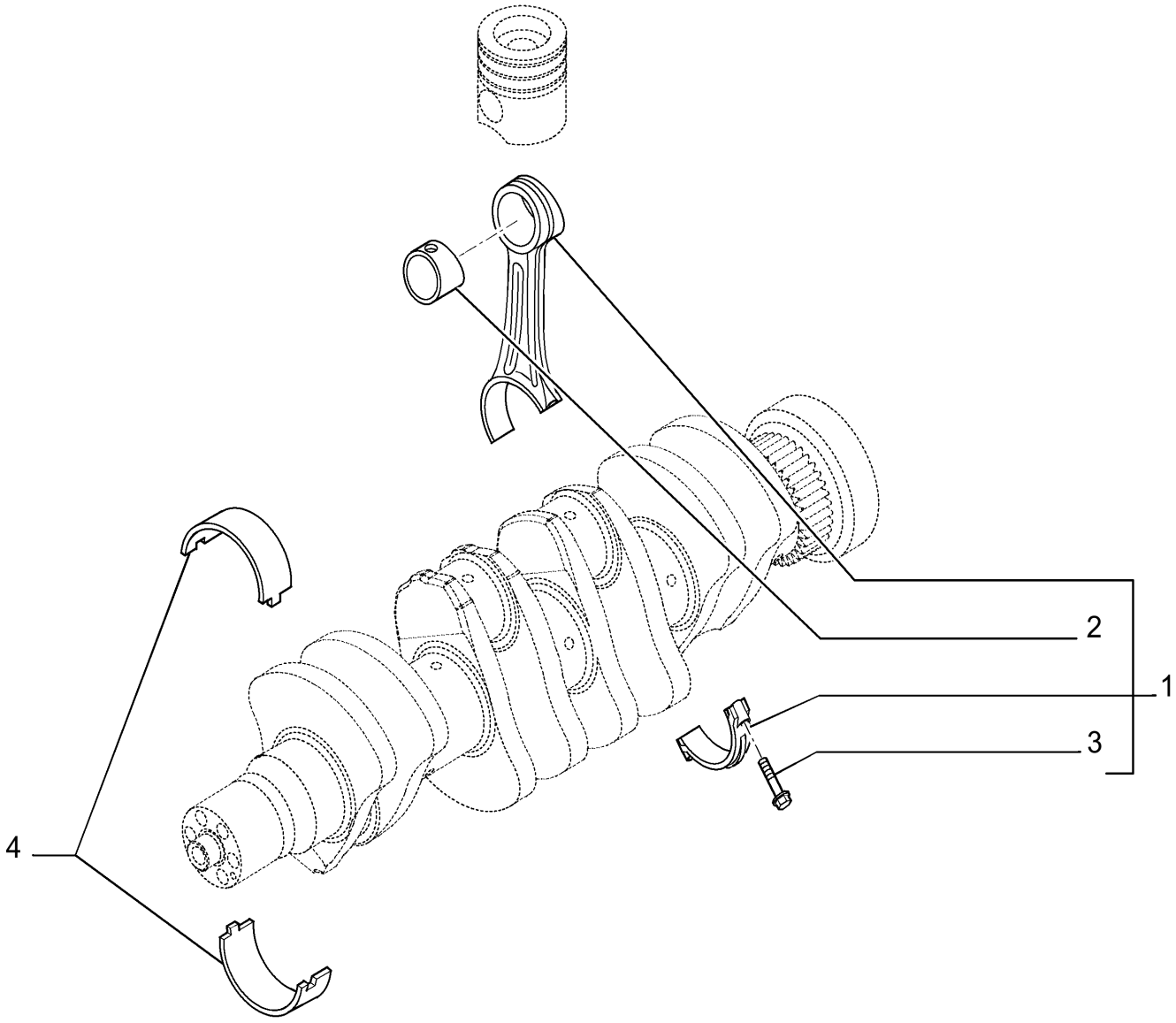

BIELA MOTOR

REF FN	PART NUMBER	YR/SN	QTY	DESCRIPTION
1	2856819		4	BIELA INCL. 2,3
2	4892708		4	CASQUILHO 38.02mm ID x 41.01mm OD x 33.4mm L
3	2831297		4	PARAFUSO FLANGEADO Hex, M10 x 1.25 x 52mm, Cl 10.9
4	8093882		4	JOGO DE ROLAMENTOS
4	8094960		4	JOGO DE ROLAMENTOS (-0.250)
4	8094961		4	JOGO DE ROLAMENTOS (-0.500)

PISTÃO

PISTÃO

REF FN	PART NUMBER	YR/SN	QTY	DESCRIPTION
1	8094740		4	KIT PISTOES E ANEIS
1	87317252		4	KIT PISTOES E ANEIS
2	4892712		4	CAVILHA DE PISTÃO 38mm OD x 82mm L
3	4892713		8	ANEL Int, M26.4
4	8094845		4	CJ ANEIS PISTAO STD
4	87316944		4	CJ ANEIS PISTAO 0.4

BIELA

BIELA

REF FN	PART NUMBER	YR/SN	QTY	DESCRIPTION
1	2831298		4	BIELA ASSY Incl 2 - 4
2	4892708		4	CASQUILHO 38.02mm ID x 41.01mm OD x 33.4mm L
3	2831297		4	PARAFUSO FLANGEADO Hex, M10 x 1.25 x 52mm, Cl 10.9
4	8093882		4	JOGO DE ROLAMENTOS
4	8094960		4	JOGO DE ROLAMENTOS (-0.250)
4	8094961		4	JOGO DE ROLAMENTOS (-0.500)

CABEÇOTE DO CILINDRO - MECANISMO DA VÁLVULA

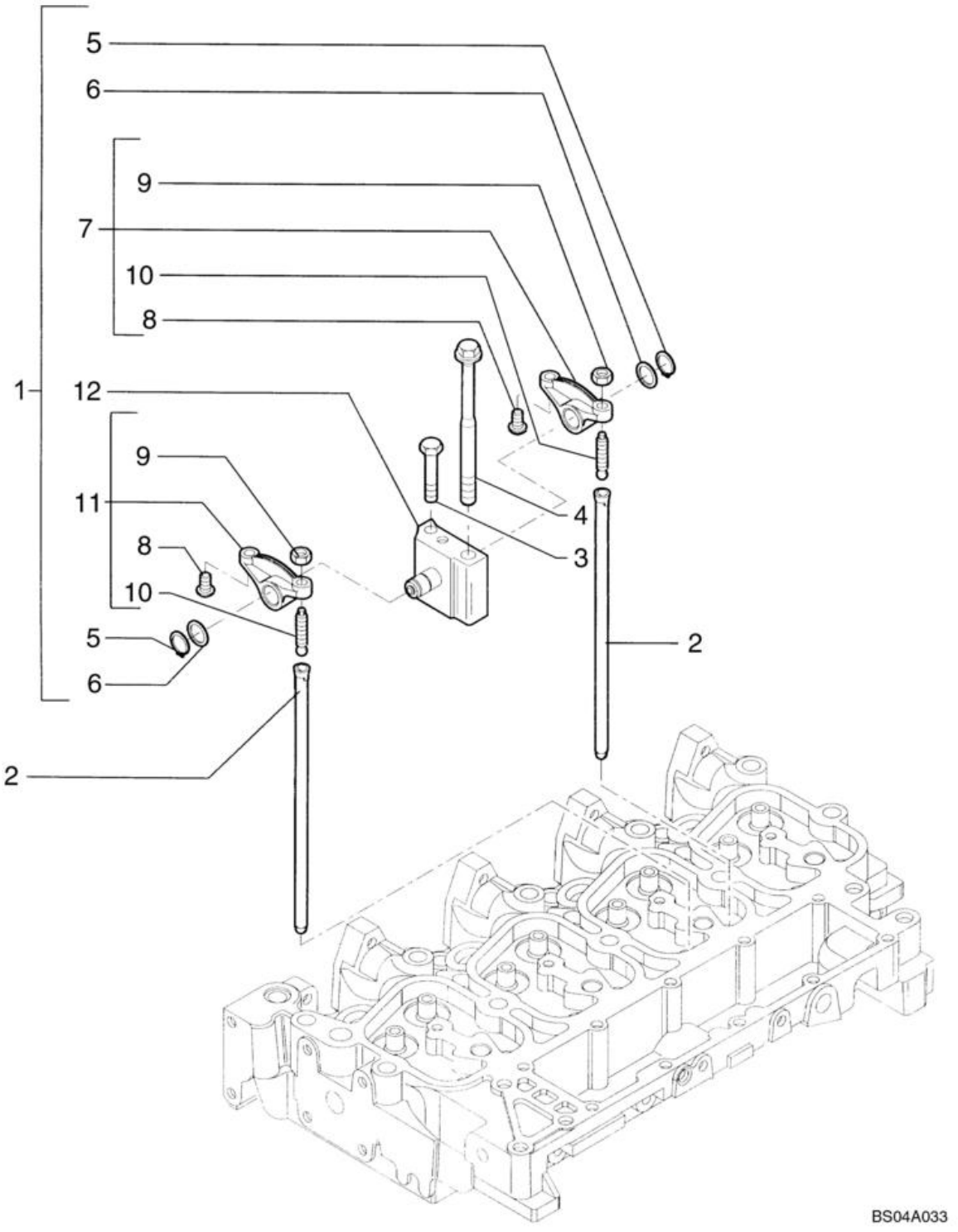

CABEÇOTE DO CILINDRO - MECANISMO DA VÁLVULA

REF FN	PART NUMBER	YR/SN	QTY	DESCRIPTION
1	4895195		4	BASCULADOR Incl 5 - 12
2	4895361		8	HASTE DE IMPULSO
3	2852866		4	PARAFUSO Flng, M8 x 1.25 x 75mm, Cl 8.8 Hex
4	4892860		4	PARAFUSO Flng, M12 x 1.75 x 183mm
5	4895363		2	ANEL
6	4895364		2	ANILHA
7	4895196		1	BALANCEIRO Exhaust Incl 8 - 10
8	4895365		2	CASQUILHO ; ENCAIXE
9	4895198		2	PORCA 3/8"-24, Heavy
10	4895199		2	PARAFUSO DE AJUSTE 3/8" - 24 x 25.85mm
11	4895200		1	BALANCEIRO Intake Incl 8 - 10
12	4895204		1	VEIO

10.106.07	01	p1	1/2017

EIXO DE CAME

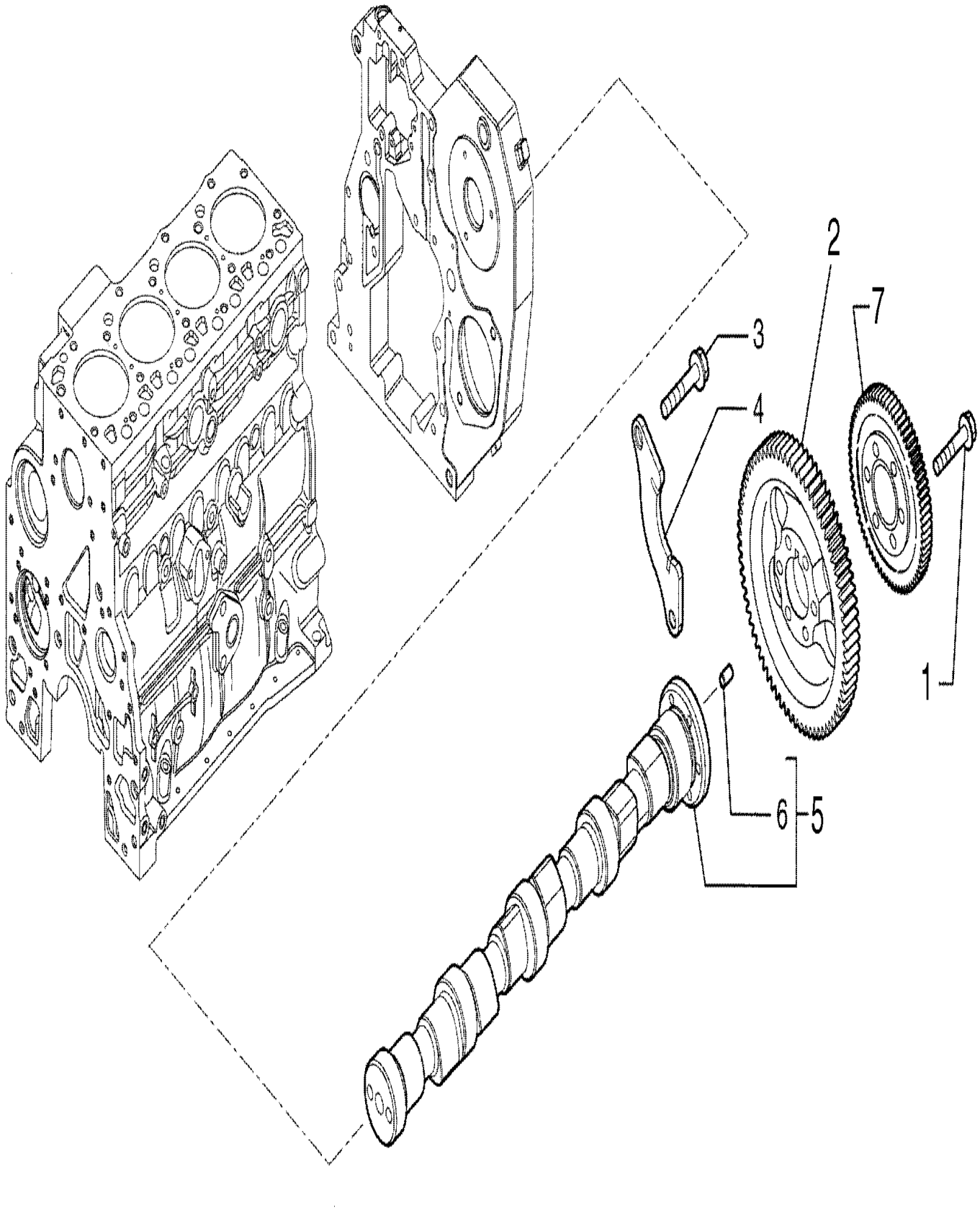

EIXO DE CAME

REF FN	PART NUMBER	YR/SN	QTY	DESCRIPTION
1	4895323		6	PARAFUSO FLANGEADO Hex, M8 x 1.25 x 40mm
2	84323736		1	ENGRENAGEM
3	4899068		2	PARAFUSO Flng, M8 x 1.25 x 16mm
4	4897457		1	SUPORTE
5	2856865		1	ÁRVORE DE CAMES Incl 6
6	4899080		1	PERNO-GUIA M6 x 8 L Pin
7	84323737		1	ENGRENAGEM

ÁRVORE DE CAMES

ÁRVORE DE CAMES

REF FN	PART NUMBER	YR/SN	QTY	DESCRIPTION
1	4895323		6	PARAFUSO FLANGEADO Hex, M8 x 1.25 x 40mm
2	2852062		1	ENGRENAGEM 72T
3	4899068		2	PARAFUSO Flng, M8 x 1.25 x 16mm
4	4897457		1	SUPORTE
5	2856170		1	ÁRVORE DE CAMES ASSY
5	2856170R		1	ARVORE DECAMES RECUP Reman for New PN 2856170
5	2856170C		1	ÁRVORE DE CAMES Return Number
5A	NSS		1	NO SE VENDE SEPARADO
6	4899080		1	PERNO-GUIA M6 x 8 L
7	2855183		1	ENGRENAGEM 72T

EQUILIBRADOR, ALOJAMENTO, ENGRENAGENS E VEIO

EQUILIBRADOR, ALOJAMENTO, ENGRENAGENS E VEIO

REF FN	PART NUMBER	YR/SN	QTY	DESCRIPTION
1	2852870		1	ANEL Ext, M23 Ext, M23
2	2855753		1	CHAPA DE ENCOSTO
3	8093883		16	CJ. BRONZINAS STD
4	4897048		1	ENGRENAGEM INTERMÉDI
5	4896947		1	ENGRENAGEM INTERMÉDI
6	4895586		3	PARAFUSO Hex, Flg Hd, M8 x 16
7	2830433		5	PARAFUSO ALLENA FLAN
8	2831031		1	VEIO INTERMÉDIO
9	2831354		2	VEIO
10	4899109		7	PARAFUSO Hex, M10 x 1.5 x 80
10	4897934		1	PARAFUSO Hex, Flg Hd, M10 x 100
11	2855743		1	COMPENSADOR ASSY

10.110.02	02	p1	1/2017

EQUILIBRADOR, ALOJAMENTO, ENGRENAGENS E VEIO

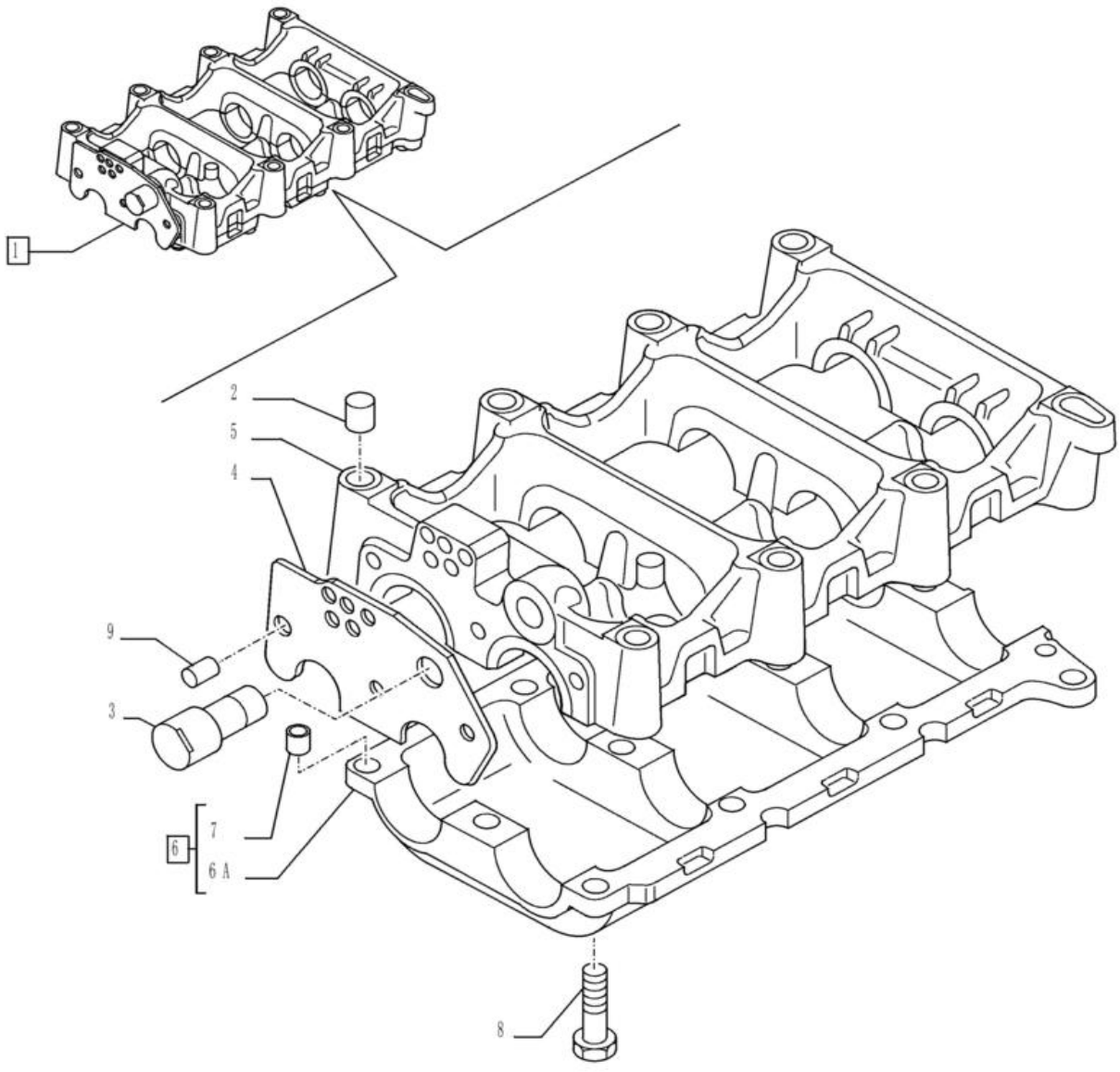

EQUILIBRADOR, ALOJAMENTO, ENGRENAGENS E VEIO

REF FN	PART NUMBER	YR/SN	QTY	DESCRIPTION
1	2855744		1	ALOJAMENTO ASSY
2	4899027		2	PERNO-GUIA M14.05 x 14 L
3	2830948		1	VEIO INTERMÉDIO
4	2855746		1	CHAPA DE ENCOSTO
5	2831303		1	ALOJAMENTO
6	2831302		1	ALOJAMENTO ASSY
6A	NSS		1	NO SE VENDE SEPARADO
7	4891209		6	PERNO-GUIA M13 x 8 L
8	4895323		12	PARAFUSO FLANGEADO Hex, M8 x 1.25 x 40mm
9	2831305		1	PERNO-GUIA M8 x 17 L

10.202.01	01	p1	1/2017

FILTRO DE AR - PEÇAS DE ADMISSÃO DE AR

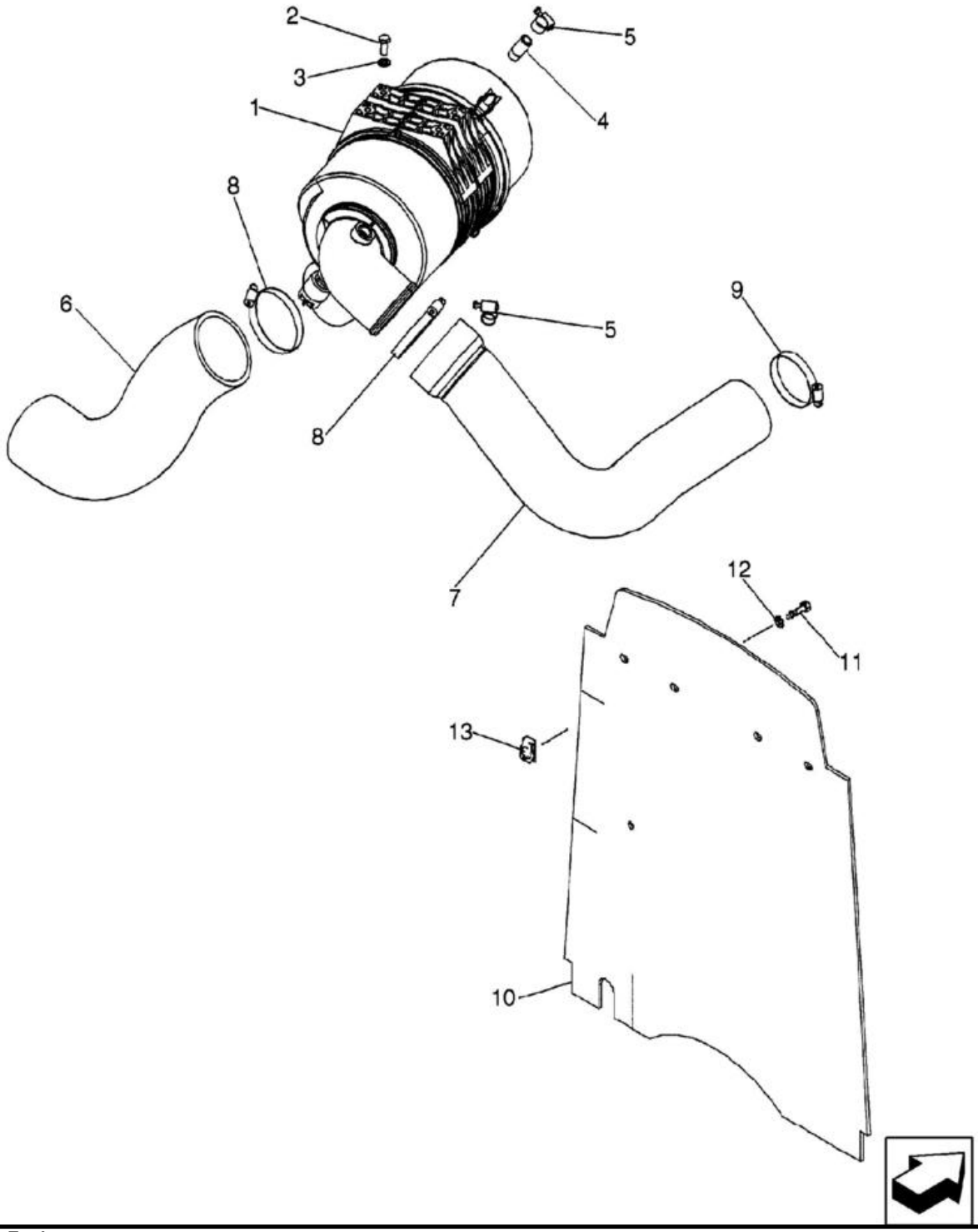

Turbocharger Engine

FILTRO DE AR - PEÇAS DE ADMISSÃO DE AR

REF FN	PART NUMBER	YR/SN	QTY	DESCRIPTION
1	87610338		1	FILTRO DE AR
2	614-8020		4	PARAFUSO Hex, M8 x 1.25 x 20mm
3	87655042		4	ANILHA ESPECIAL 8.8mm ID x 17.5mm OD x 2.2mm Thk
4	L17985		1	CONECTOR 3/8" - 18 NPT
5	214-1412		2	BRACADEIRA MANGUEIRA #12, 0.69" - 1.25", Type F Worm
6	87545561		1	MANGUEIRA ADMISSAO D 95.00 mm ID x 239.20 mm, SAE J200 Inlet
7	87666451		1	MANGUEIRA ADMISSAO D 76.00 mm ID, 88.90 mm ID x 260.00 mm, SAE J20 To Turbocharger
8	214-1464		2	BRACADEIRA MANGUEIRA #64, 3.56" - 4.5", Type F Worm
9	214-1456		1	BRACADEIRA MANGUEIRA #56, 3.06" - 4", Type F Worm
10	87652272		1	CORTINA Barrier, Heat and Noise Reduction
11	806-8025		4	PARAFUSO Hex, M8 x 1.25 x 25mm, Cl 10.9
12	495-81001		4	ANILHA 5/16"
13	833-40408		4	PORCA M8, U

580N-RETRO-CARREGADORA (BRASIL)

10.202.01	02	p1	1/2017

FILTRO DE AR - PEÇAS DA ADMISSÃO DE AR

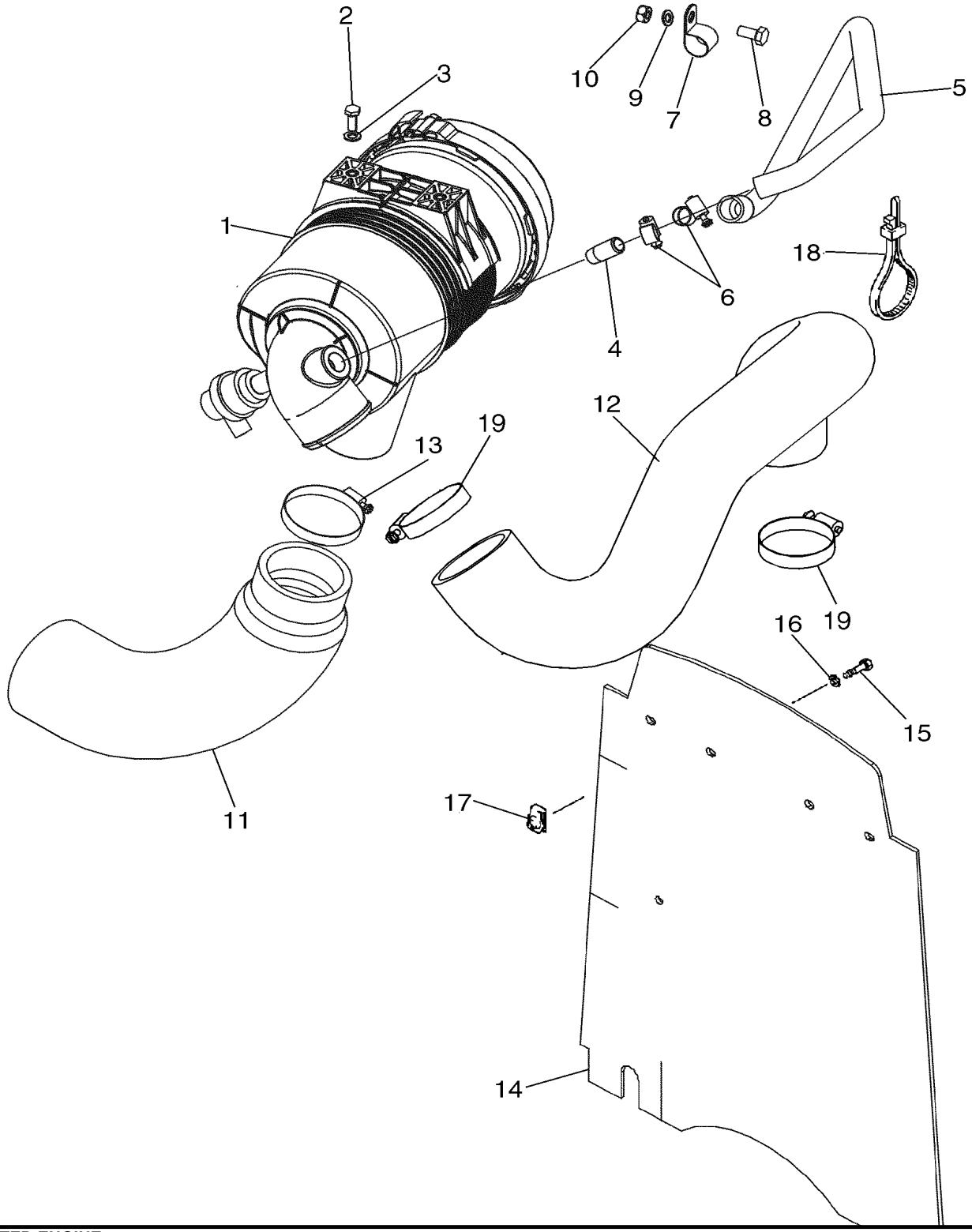

ASPIRATED ENGINE

FILTRO DE AR - PEÇAS DA ADMISSÃO DE AR

REF FN	PART NUMBER	YR/SN	QTY	DESCRIPTION
1	84531947		1	FILTRO DE AR
2	614-8020		2	PARAFUSO Hex, M8 x 1.25 x 20mm
3	87655042		2	ANILHA ESPECIAL 8.8mm ID x 17.5mm OD x 2.2mm Thk
4	L17985		1	CONECTOR 3/8" - 18 NPT
5	87454381		1	MANGUEIRA Replaces 87442308
6	214-1412		2	BRACADEIRA MANGUEIRA #12, 0.69" - 1.25", Type F Worm
7	515-25254		1	BRAÇADEIRA 1", Insul, 1/2" Bolt P-type
8	614-10020		1	PARAFUSO Hex, M10 x 1.5 x 20mm, Cl 8.8, Full Thd
9	896-15010		1	ANILHA 11mm ID x 24mm OD x 3mm Thk
10	829-1410		1	PORCA M10 x 1.5, Cl 10.9
11	87454379		1	MANGUEIRA GRANDE HOSE,LARGE Inlet; Replaces 87419135
12	87615799		1	MANGUEIRA GRANDE HOSE,LARGE
13	214-1456		2	BRACADEIRA MANGUEIRA #56, 3.06" - 4", Type F Worm If Used
14	87652272		1	CORTINA Barrier, Heat and Noise Reduction; Replaces 87434099
15	806-8025		4	PARAFUSO Hex, M8 x 1.25 x 25mm, Cl 10.9
16	495-81001		4	ANILHA 5/16"
17	833-40408		4	PORCA M8, U
18	L18337		2	BRAÇADEIRA DE CABO 9.95"-12.1" lg CABLE STRAP
19	L115548		2	BRAÇADEIRA 57.15mm - 79.38mm lf Used

10.202.03	01	p1	1/2017

CONJUNTO DO FILTRO DE AR

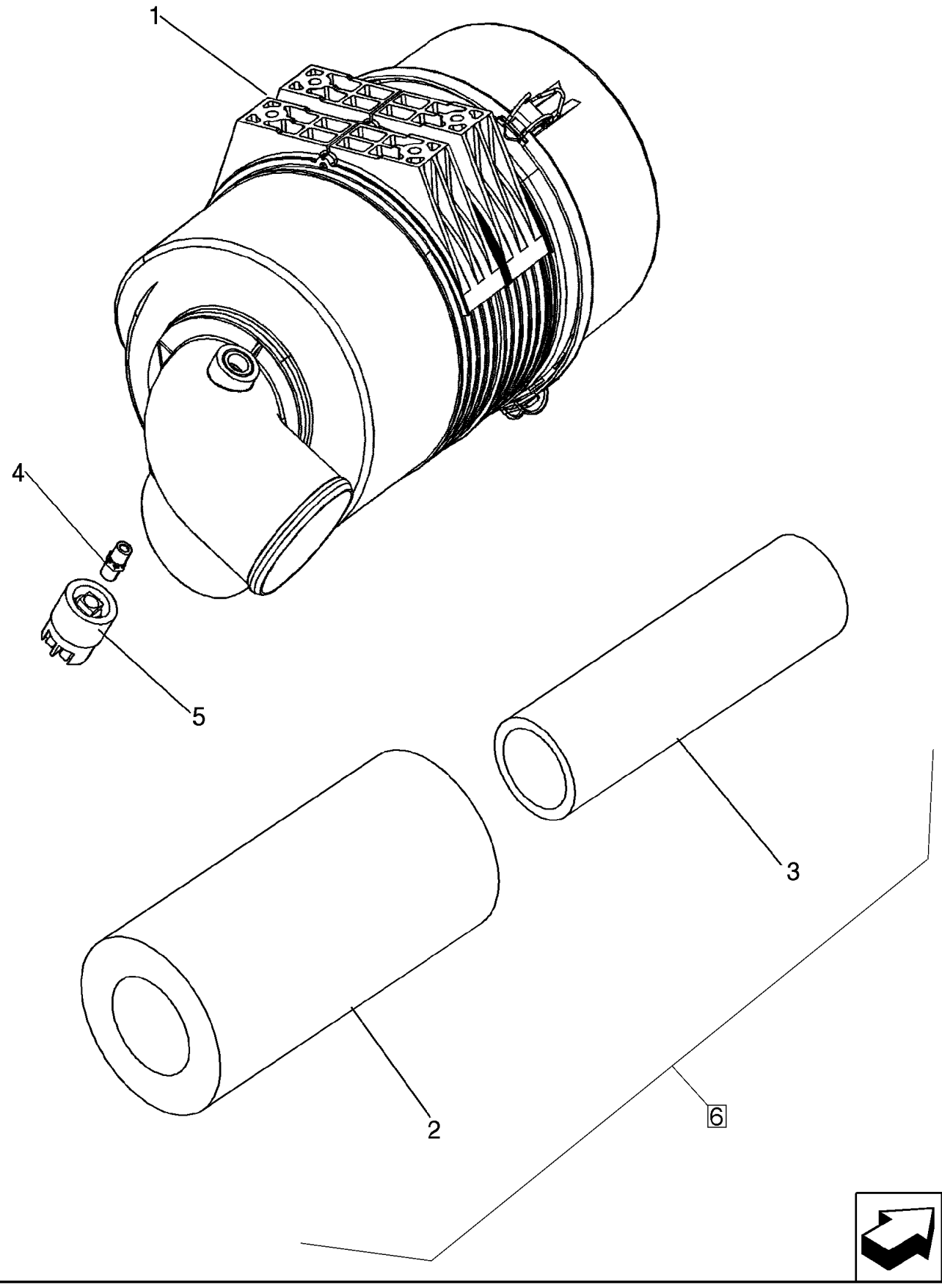

CONJUNTO DO FILTRO DE AR

REF	FN	PART NUMBER	YR/SN	QTY	DESCRIPTION
	1	87610338		1	FILTRO DE AR Incl 1 - 5
	2	84531947		1	FILTRO DE AR Incl 1 - 5
1		NSS		1	NO SE VENDE SEPARADO Body, Incl in 87610338
2	1	82981152		1	FILTRO DE AR 164.5mm OD x 347mm L Primary
2	2	86982522		1	FILTRO DE AR Primary
3	1	82981153		1	FILTRO DE AR 94.6mm OD x 339.5mm L Secondary
3	2	86982523		1	FILTRO DE AR Secondary
4		86976679		1	ADAPTADOR
5		292740A1		1	INTERRUPTOR DE RESTR Air

(1) Para Motor Turbo

(2) Para Motor Aspirado

10.206.01	01	p1	1/2017

FILTRO DE COMBUSTÍVEL

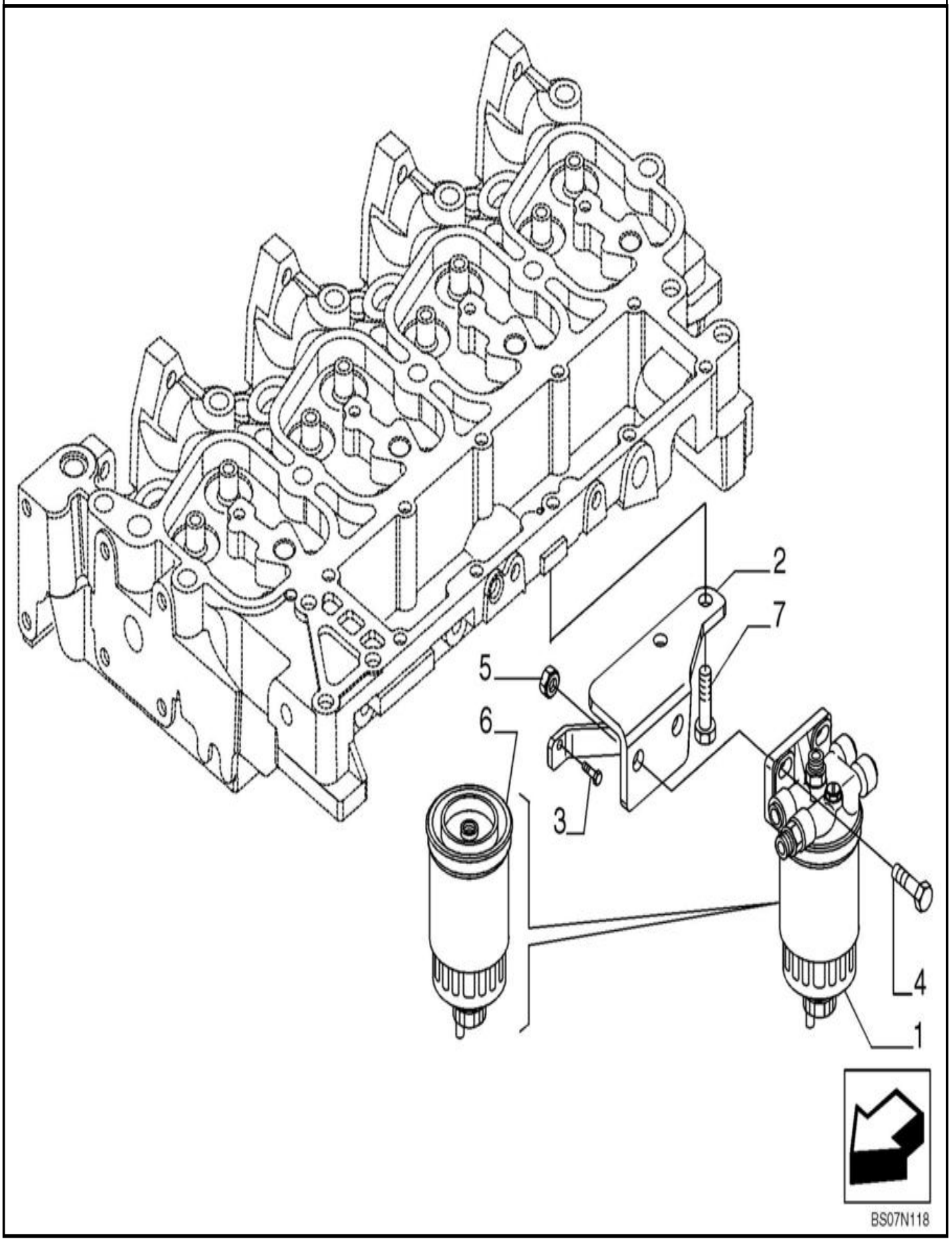

FILTRO DE COMBUSTÍVEL

REF	FN	PART NUMBER	YR/SN	QTY	DESCRIPTION
1	1	84402270		1	FILTRO DE COMBUSTÍVE
2		2855103		1	SUPORTE
3		4899068		1	PARAFUSO Flng, M8 x 1.25 x 16mm
4		4899849		2	PARAFUSO Hex, M10 x 1.5 x 35mm M10 x 1.5 x 35
5		4895166		2	PORCA FLANGEADA M10, 1.50mm Pitch, Cl 10 M10 x 1.5
6	1	84403847		1	FILTRO DE COMBUSTÍVE
7		2830411		2	PARAFUSO Flng, M8 x 1.25 x 30mm

(1) Para Motor Aspirado e Turbo

FILTRO DE COMBUSTÍVEL

TIER 3 ENGINE

FILTRO DE COMBUSTÍVEL

REF	FN	PART NUMBER	YR/SN	QTY	DESCRIPTION
1		2859157		1	FILTRO DE COMBUSTÍVE ASSY
1A		NSS		1	NO SE VENDE SEPARADO
2		2830454		1	ADAPTADOR M12 x 1.5
3		2830453		1	ADAPTADOR M16 x 1.5
4		2859159		1	TAMPÃO Hex, M8 x 1.5
5		2859160		1	JUNTA
6		84209753		1	FILTRO DE COMBUSTÍVE 93.5mm OD x 199mm L
7		4899849		2	PARAFUSO Hex, M10 x 1.5 x 35mm
9		4895166		2	PORCA FLANGEADA M10, 1.50mm Pitch, Cl 10
10		4899068		1	PARAFUSO Flng, M8 x 1.25 x 16mm
11		2855103		1	SUPORTE
12		2830411		2	PARAFUSO Flng, M8 x 1.25 x 30mm

10.206.02	01	p1	1/2017

FILTRO ÓLEO - MOTOR

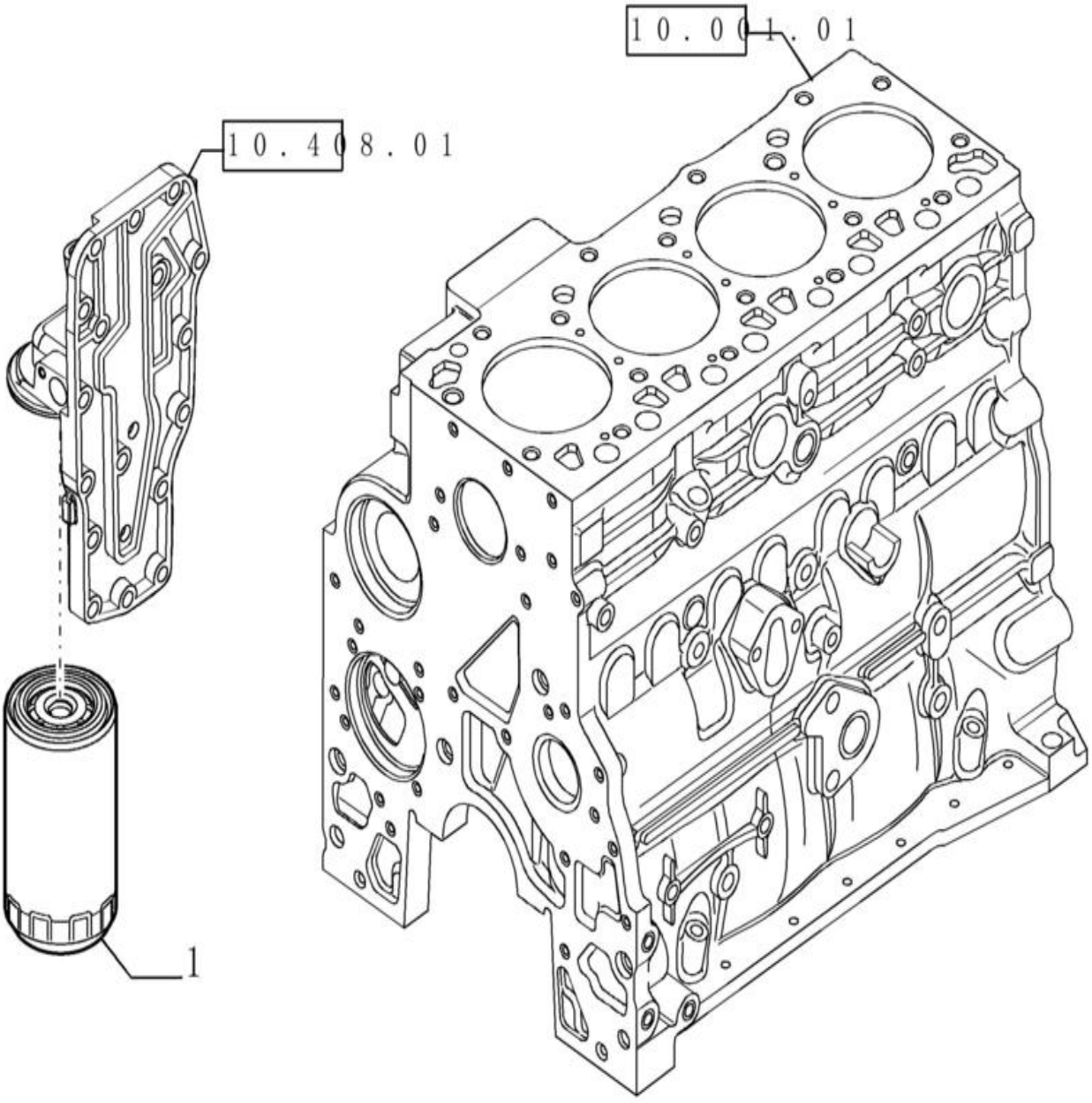

FILTRO ÓLEO - MOTOR

REF	FN	PART NUMBER	YR/SN	QTY	DESCRIPTION
1		4897898		1	FILTRO DE ÓLEO DO MO 93.5mm OD x 173mm L, M27, 10 Microns 2/4V

10.210.01	01	p1	1/2017

BOMBA, COMBUSTÍVEL

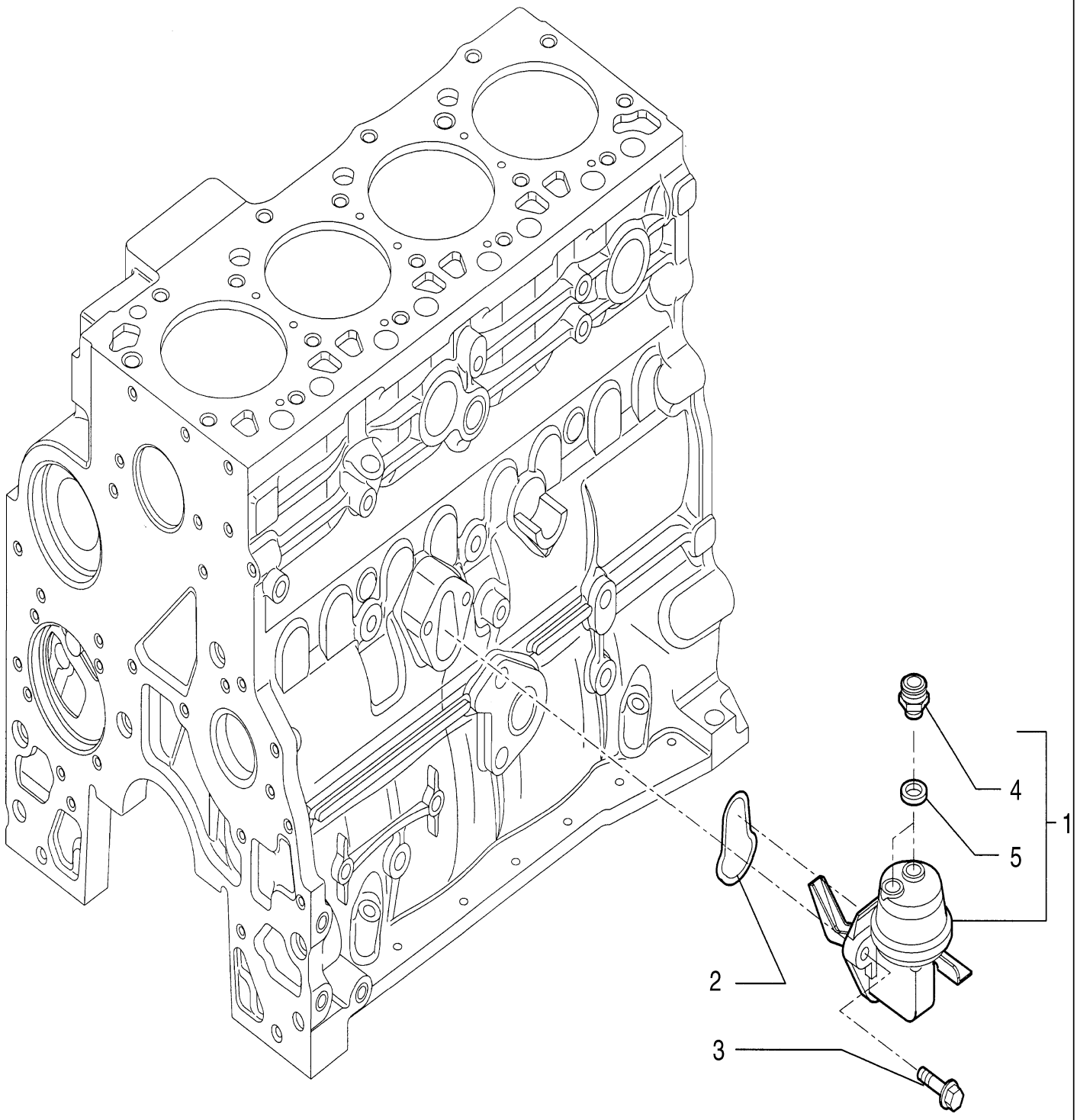

BS04A049

BOMBA, COMBUSTÍVEL

REF FN	PART NUMBER	YR/SN	QTY	DESCRIPTION
1	84269570		1	BOMBA DE COMBUSTÍVEL Transfer, Incl 4,5
1	84268475R		1	BOMBA INJECCAO RECUP Reman For New PN 84269570
1	84268475C		1	BOMBA INJECCAO A REN Return Number
2	2830156		1	O-RING 70 Duro, M2.62 Thk
3	4899031		2	PARAFUSO Flng, M8 x 1.25 x 25mm
4	4890964		2	CONECTOR M12 x 1.5
5	4894721		2	ANILHA DE VEDAÇÃO 12.2mm ID x 17mm OD x 1.5mm Thk

BOMBA DE COMBUSTÍVEL

BOMBA DE COMBUSTÍVEL

REF	FN	PART NUMBER	YR/SN	QTY	DESCRIPTION
1		{504385511}		1	ASSY
1A		NSS		1	NO SE VENDE SEPARADO
2		2830156		1	O-RING 70 Duro, M2.62 Thk
3		4899031		2	PARAFUSO Flng, M8 x 1.25 x 25mm
4		4890964		2	CONECTOR M12 x 1.5
5		4894721		2	ANILHA DE VEDAÇÃO 12.2mm ID x 17mm OD x 1.5mm Thk

10.212.01	01	p1	1/2017

RESERVATÓRIO DE COMBUSTÍVEL

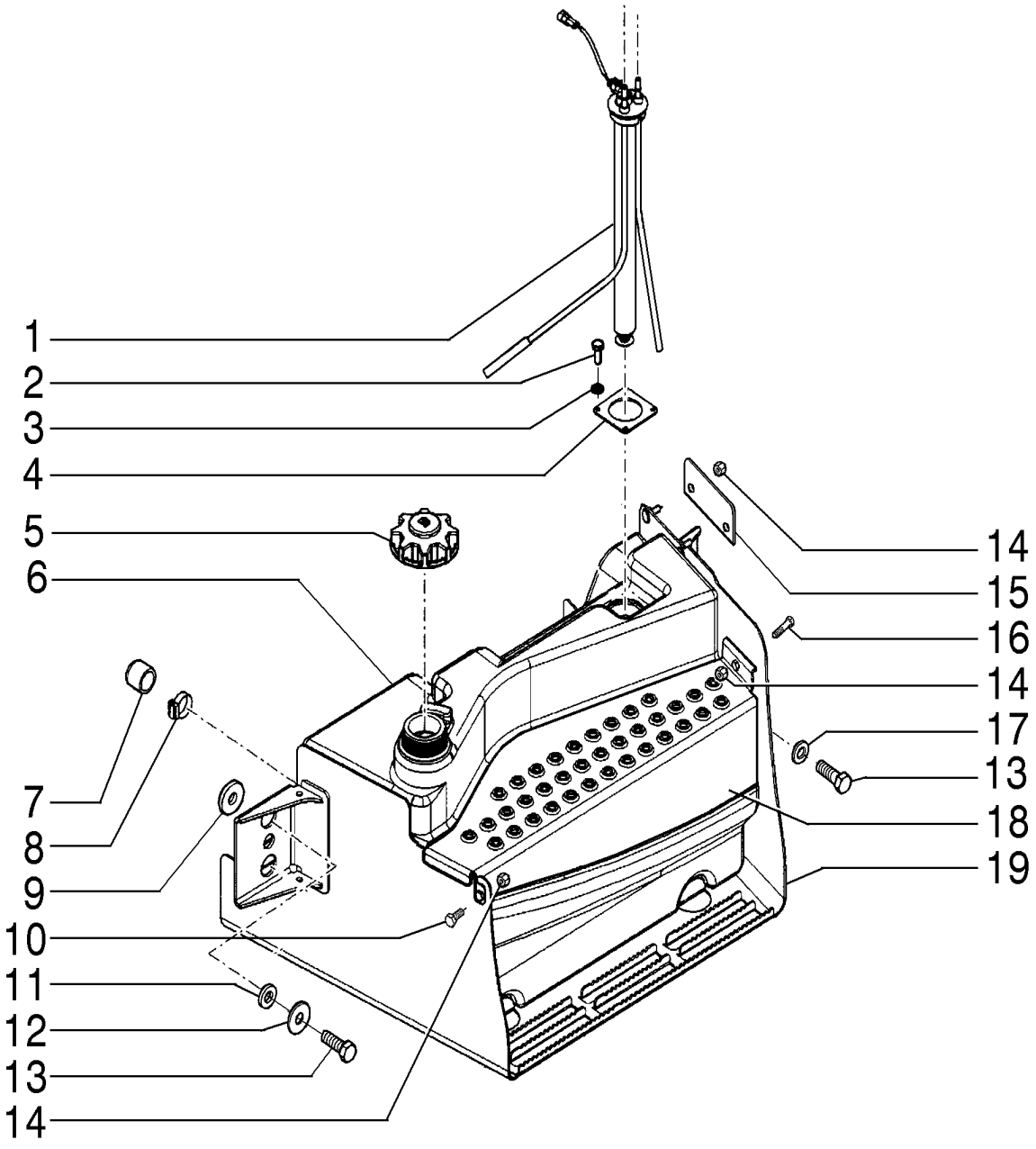

RESERVATÓRIO DE COMBUSTÍVEL

REF FN	PART NUMBER	YR/SN	QTY	DESCRIPTION
1	84287552		1	TRANSMISSOR
2	86508568		4	PARAFUSO Hex, M6 x 1 x 16mm, Cl 8.8
3	87655042		4	ANILHA ESPECIAL 8.8mm ID x 17.5mm OD x 2.2mm Thk
4	84415880		1	ANEL 64mm OD, 90mm x 90mm L
5	84293447		1	TAMPÃO 128.7mm D
6	84513235		1	TANQUE COMBUSTIVEL
7	47681952		1	TAMPÃO Female
8	82012726		1	BRACADEIRA MANGUEIRA 38mm - 50mm, Worm Gear
9	87360280		1	ESPAÇADOR 22mm ID x 57mm OD x 8.25 Th
10	614-10020		1	PARAFUSO Hex, M10 x 1.5 x 20mm, Cl 8.8, Full Thd
11	185926A1		2	ESPAÇADOR 21mm x 40mm x 6.6mm Th
12	302358A1		2	ANILHA 21mm ID x 54mm OD x 4mm Th
13	627-20060		4	PARAFUSO Hex, M20 x 2.5 x 60mm, Cl 10.9, Full Thd
14	829-1410		4	PORCA M10 x 1.5, Cl 10.9
15	84276394		1	CHAPA Até chassi
15	47959521		1	CHAPA A partir do chassi
16	614-10025		1	PARAFUSO Hex, M10 x 1.5 x 25mm, Cl 8.8
17	87655047		2	ANILHA ESPECIAL 21.25mm ID x 38.10mm OD x 4.20mm Thk
18	84326034		1	CHAPA Até chassi
18	47939809		1	COBERTURA A partir do chassi
19	84371937		1	CHAPA Até chassi
19	47939811		1	INVÓLUCRO Inferior, A partir do chassi

10.214.01	01	p1	1/2017

FILTRO SEPARADOR DE ÁGUA - TUBULAÇÃO

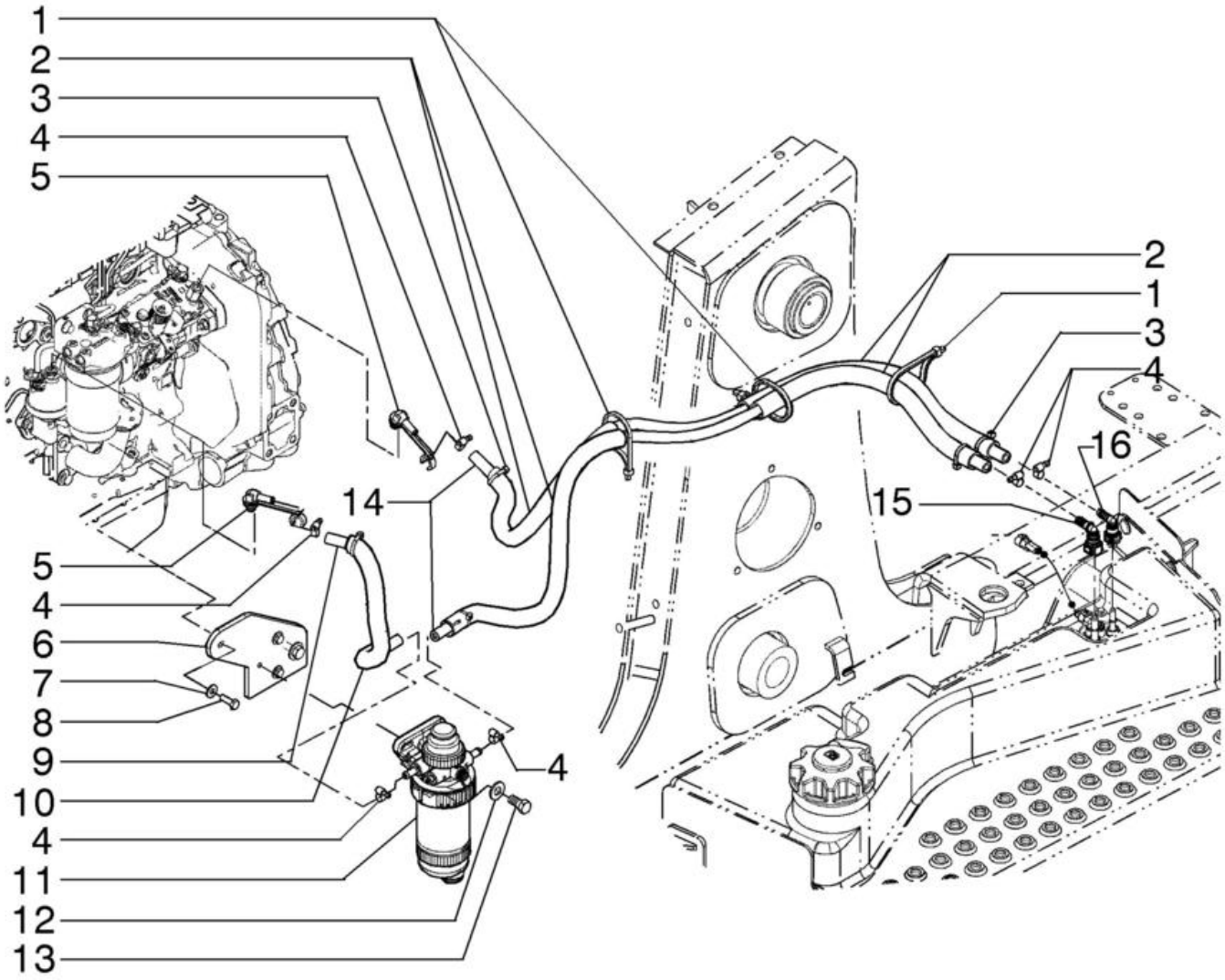

FILTRO SEPARADOR DE ÁGUA - TUBULAÇÃO

REF FN	PART NUMBER	YR/SN	QTY	DESCRIPTION
1	L18331		3	BRAÇADEIRA DE CABO 375.9mm L, Nylon CABLE STRAP
2	191704A1		4	PROTETOR DE MANGUEIR 19mm ID x 25mm OD x 460mm L
3	L11541		6	BRAÇADEIRA DE CABO 203.2mm L, Nylon CABLE STRAP
4	214-1706		6	BRACADEIRA MANGUEIRA #06, 0.44" - 0.78", Type M Worm
5	87414560		2	COTOVELO 90
6	84532960		1	SUPORTE
7	895-15008		3	ANILHA 9mm ID x 20mm OD x 1.6mm Thk
8	614-8025		3	PARAFUSO Hex, M8 x 1.25 x 25mm, Cl 8.8, Full Thd
9	8605549		1	MANGUEIRA COMBUSTIVE
10	87498489		1	PROTETOR DE MANGUEIR
11	87494328		1	FILTRO
12	895-15012		2	ANILHA M12 x 28 x 2.5
13	614-12025		2	PARAFUSO Hex, M12 x 1.75 x 25mm, Cl 8.8, Full Thd
14	87658696		2	MANGUEIRA COMBUSTIVE 9.53 mm ID x 1315.00 mm, SAE 30R7
15	84532958		1	CONECTOR 9.49mm ID, 3/8" OD, 90 Degree
16	84532957		1	CONECTOR

10.214.01	02	p1	1/2017

FILTRO SEPARADOR DE ÁGUA - TUBULAÇÃO

MOTOR TIER 3

FILTRO SEPARADOR DE ÁGUA - TUBULAÇÃO

REF FN	PART NUMBER	YR/SN	QTY	DESCRIPTION
1	L18331		3	BRAÇADEIRA DE CABO 375.9mm L, Nylon
2	191704A1		4	PROTETOR DE MANGUEIR 19mm ID x 25mm OD x 460mm L
3	L11541		6	BRAÇADEIRA DE CABO 203.2mm L, Nylon
4	214-1706		6	BRACADEIRA MANGUEIRA #06, 0.44" - 0.78", Type M Worm
5	87414560		2	COTOVELO 90
6	84140098		1	SUPORTE
7	895-15008		3	ANILHA 9mm ID x 20mm OD x 1.6mm Thk
8	43127		3	PARAFUSO Hex, M8 x 1.25 x 25mm, Cl 8.8
9	87739247		1	MANGUEIRA 9.53mm ID x 375mm L, SAE 30R7
10	87498489		1	PROTETOR DE MANGUEIR
11	87494328		1	FILTRO Assy
12	895-15012		2	ANILHA M12 x 28 x 2.5
13	614-12025		2	PARAFUSO Hex, M12 x 1.75 x 25mm, Cl 8.8, Full Thd
14	87658696		2	MANGUEIRA COMBUSTIVE 9.53 mm ID x 1315.00 mm, SAE 30R7

10.214.02	01	p1	1/2017

FILTRO DE COMBUSTÍVEL - SEPARADOR DE ÁGUA

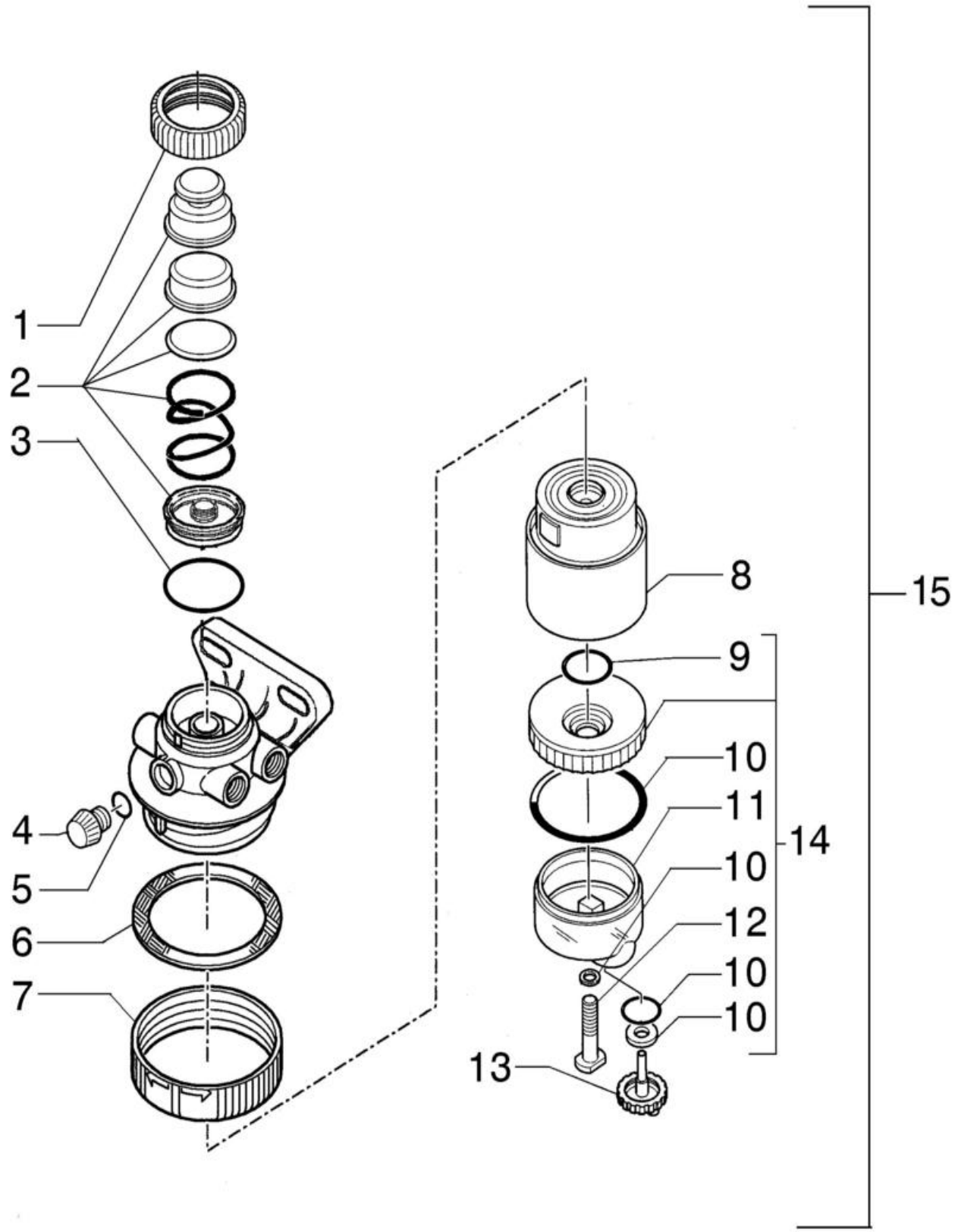

FILTRO DE COMBUSTÍVEL - SEPARADOR DE ÁGUA

REF FN	PART NUMBER	YR/SN	QTY	DESCRIPTION
1	87840173		1	RETENTOR
2	87612472		1	CONJUNTO Valve
3	87840174		1	O-RING
4	87840178		1	TAMPÃO
5	87840177		1	O-RING
6	87840171		1	VEDANTE
7	87840170		1	ANEL DE SEGURANÇA
8	87803445		1	FILTRO DE COMBUSTÍVE 79.2mm OD x 4.3" L, 30 Microns
9	87612471		1	VEDANTE
10	87801004		1	KIT DE VEDANTE
11	87840182		1	RECIPIENTE
12	87801005		1	CONJUNTO
13	87801006		1	CONJUNTO Valve
14	87801005		1	CONJUNTO Incl in 9 - 12
15	87494328		1	FILTRO Assy

SISTEMA DE INJEÇÃO DE COMBUSTÍVEL

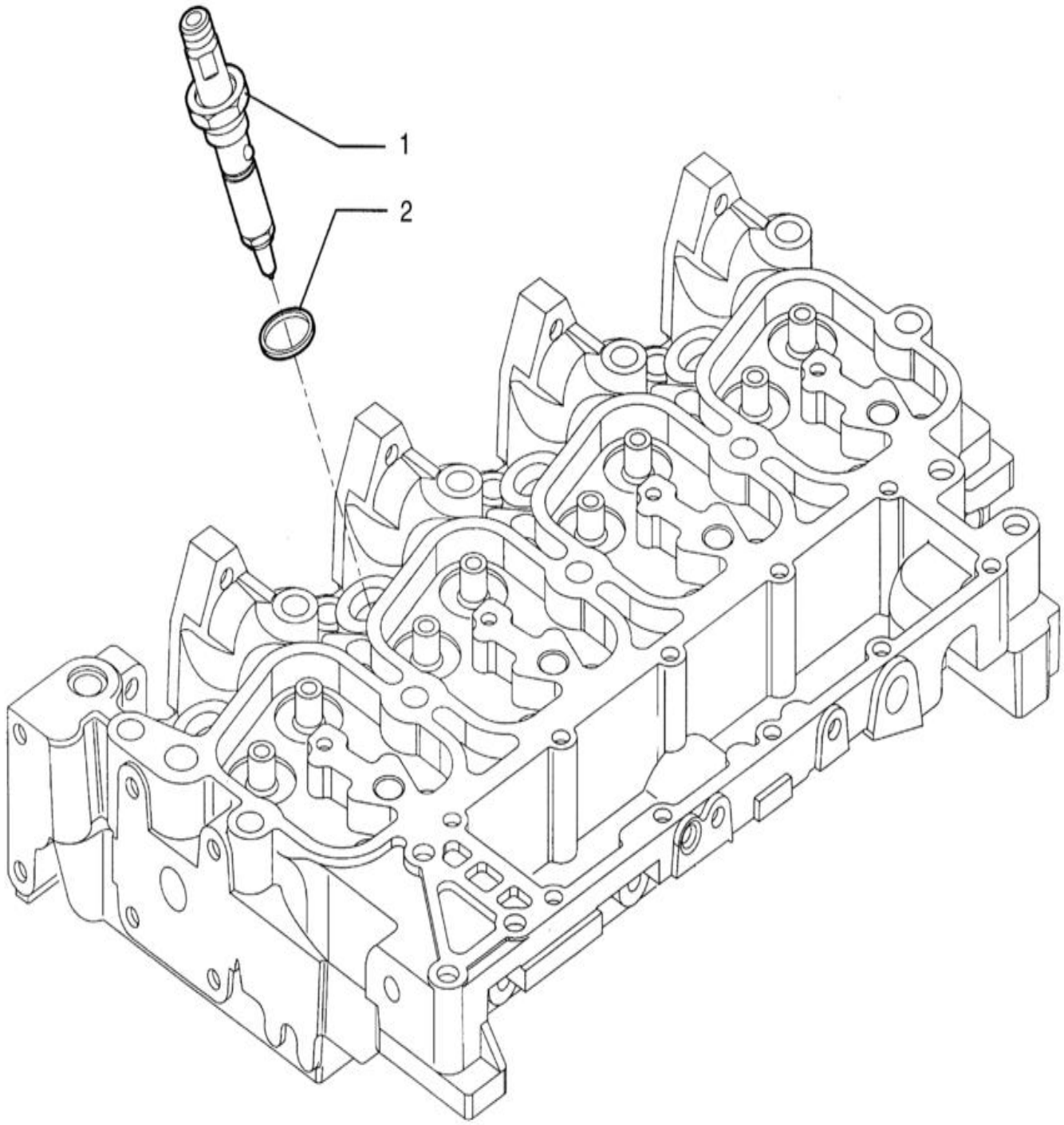

BS04A045

SISTEMA DE INJEÇÃO DE COMBUSTÍVEL

REF	FN	PART NUMBER	YR/SN	QTY	DESCRIPTION
1		84551185		4	BICO INJETOR COMBUST Aspirated Engine
1		84551192		4	BICO INJETOR COMBUST Turbocharger Engine
2		4895297		4	VEDANTE 7.3mm ID x 15mm OD x 2.5mm THK

580N-RETRO-CARREGADORA (BRASIL)

INJECTION EQUIPMENT - INJECTOR

INJECTION EQUIPMENT - INJECTOR

REF	FN	PART NUMBER	YR/SN	QTY	DESCRIPTION
1		2856255		4	BICO INJETOR COMBUST
1		2856255R		4	INJECTOR DE COMBUSTI Reman For New PN 2856255
1		2856255C		4	INJECTOR DE COMBUSTI Return Number
2		4895297		4	VEDANTE 7.3mm ID x 15mm OD x 2.5mm THK

10.218.04	01	p1	1/2017

TUBAGENS - COMBUSTÍVEL

TUBAGENS - COMBUSTÍVEL

REF FN	PART NUMBER	YR/SN	QTY	DESCRIPTION
1	84402272		1	TUBO INJECÇÃO Combustível para Bomba Injetora
2	84402273		1	TUBO INJECÇÃO Combustível ao Filtro
3	2852111		1	FIXADOR
4	4864083		2	PARAFUSO DE LIGAÇÃO M14 x 1.5 x 30mm
5	2852356		2	ANILHA DE VEDAÇÃO
6	504266554		2	TUBO DE DESCARGA
7	4894721		2	ANILHA DE VEDAÇÃO 12.2mm ID x 17mm OD x 1.5mm Thk

PIPING - FUEL

TIER 3 ENGINE

PIPING - FUEL

REF	FN	PART NUMBER	YR/SN	QTY	DESCRIPTION
1		2852059		1	TUBO
2		4893518		1	TUBO M8 x 1 x 29.5 L
3		4896770		1	PORCA DE TUBO M10 x 1
4		2852057		1	ANILHA DE VEDAÇÃO M8 x 12 x 1 Thk SEAL WASHER

10.218.05	01	p1	1/2017

GRUPO INJECÇÂO - TUBAGENS

GRUPO INJECÇÂO - TUBAGENS

REF	FN	PART NUMBER	YR/SN	QTY	DESCRIPTION
1		84402268		1	TUBO INJECÇÃO
2		4896884		1	PARAFUSO Flng, M8 x 1.25 x 16mm, Cl 10.9
3		84402275		1	TUBO INJECÇÃO
4		8097552		4	PARAFUSO
5		4895305		4	VEDANTE

INJECTION EQUIPMENT - PIPING

INJECTION EQUIPMENT - PIPING

REF	FN	PART NUMBER	YR/SN	QTY	DESCRIPTION
1		5801491664		1	TUBO DE COMBUSTÍVEL ASSY
1A		NSS		1	NO SE VENDE SEPARADO
2		5801491677		1	TUBO DE COMBUSTÍVEL ASSY
2A		NSS		1	NO SE VENDE SEPARADO
3		2852111		1	FIXADOR
4		4894095		4	O-RING 2.5mm Thk x 8mm ID, 60 Duro

SISTEMA DE INJEÇÃO DE COMBUSTÍVEL

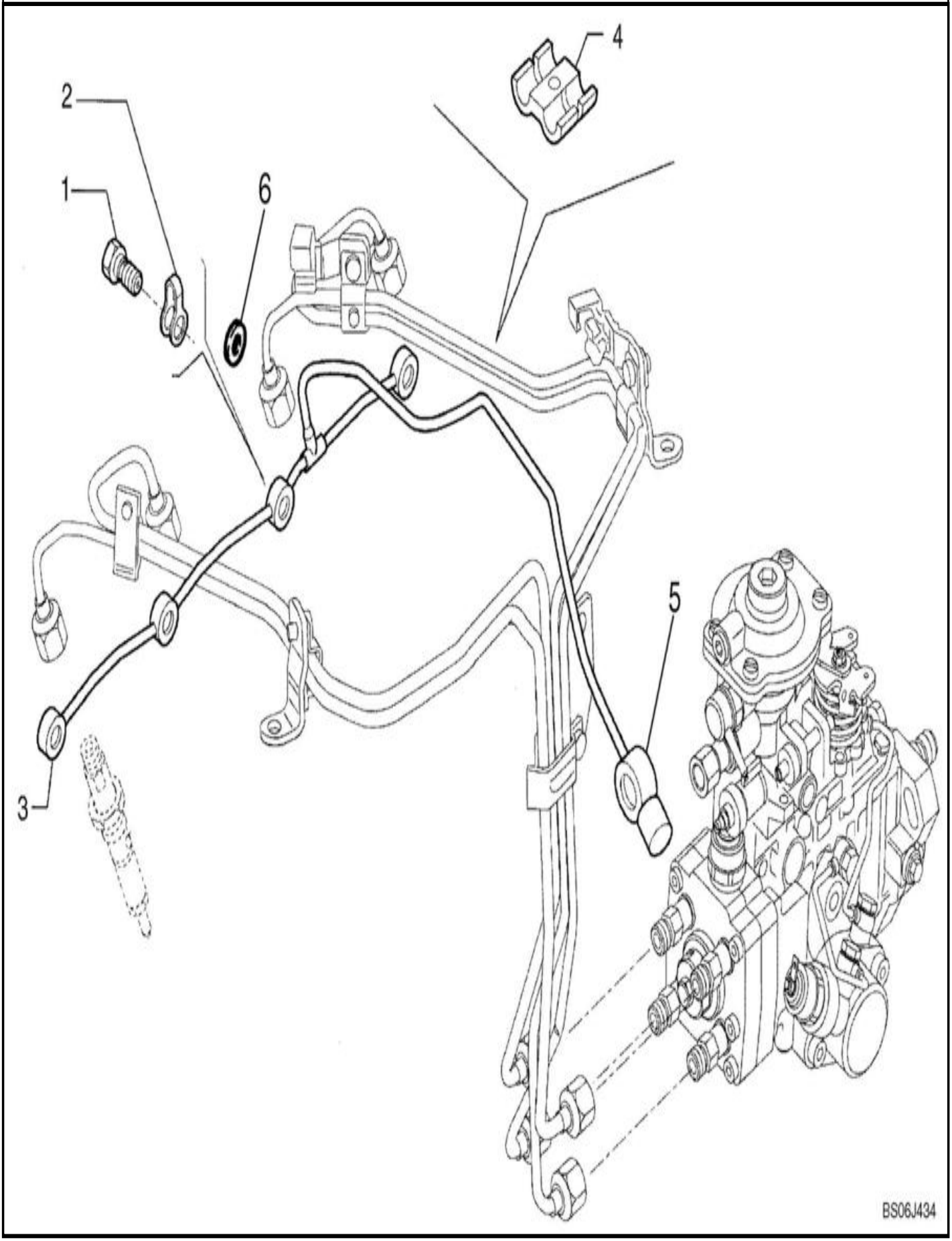

SISTEMA DE INJEÇÃO DE COMBUSTÍVEL

REF FN	PART NUMBER	YR/SN	QTY	DESCRIPTION
1	8097552		4	PARAFUSO
2	4895305		4	VEDANTE If Used
3	84402280		1	TUBO PLÁSTICO Aspirated Engine
3	2852066		1	TUBO DE RETORNO Turbocharger Engine
4	2852521		1	FIXADOR
5	2852118		1	CONECTOR Banjo Connector Assy; Order 2852065 Tube, Ref 3
6	2855903		8	ANILHA DE VEDAÇÃO 5.8mm ID x 11mm OD x 1.2mm Thk If Used

FUEL INJECTION SYSTEM

REF	FN	PART NUMBER	YR/SN	QTY	DESCRIPTION
1		2852075		1	JOGO DE TUBOS
2		4896884		1	PARAFUSO Flng, M8 x 1.25 x 16mm, Cl 10.9

580N-RETRO-CARREGADORA (BRASIL)

FUEL INJECTION SYSTEM

REF FN	PART NUMBER	YR/SN	QTY	DESCRIPTION
1	2852065		1	TUBO 264, 110 mm Length ASSY
1A	NSS		1	NO SE VENDE SEPARADO
2	4895305		4	VEDANTE
3	8097552		4	PARAFUSO
4	2852521		1	FIXADOR

10.220.01	01	p1	1/2017

CONTROLES - ACELERADOR, PEDAL

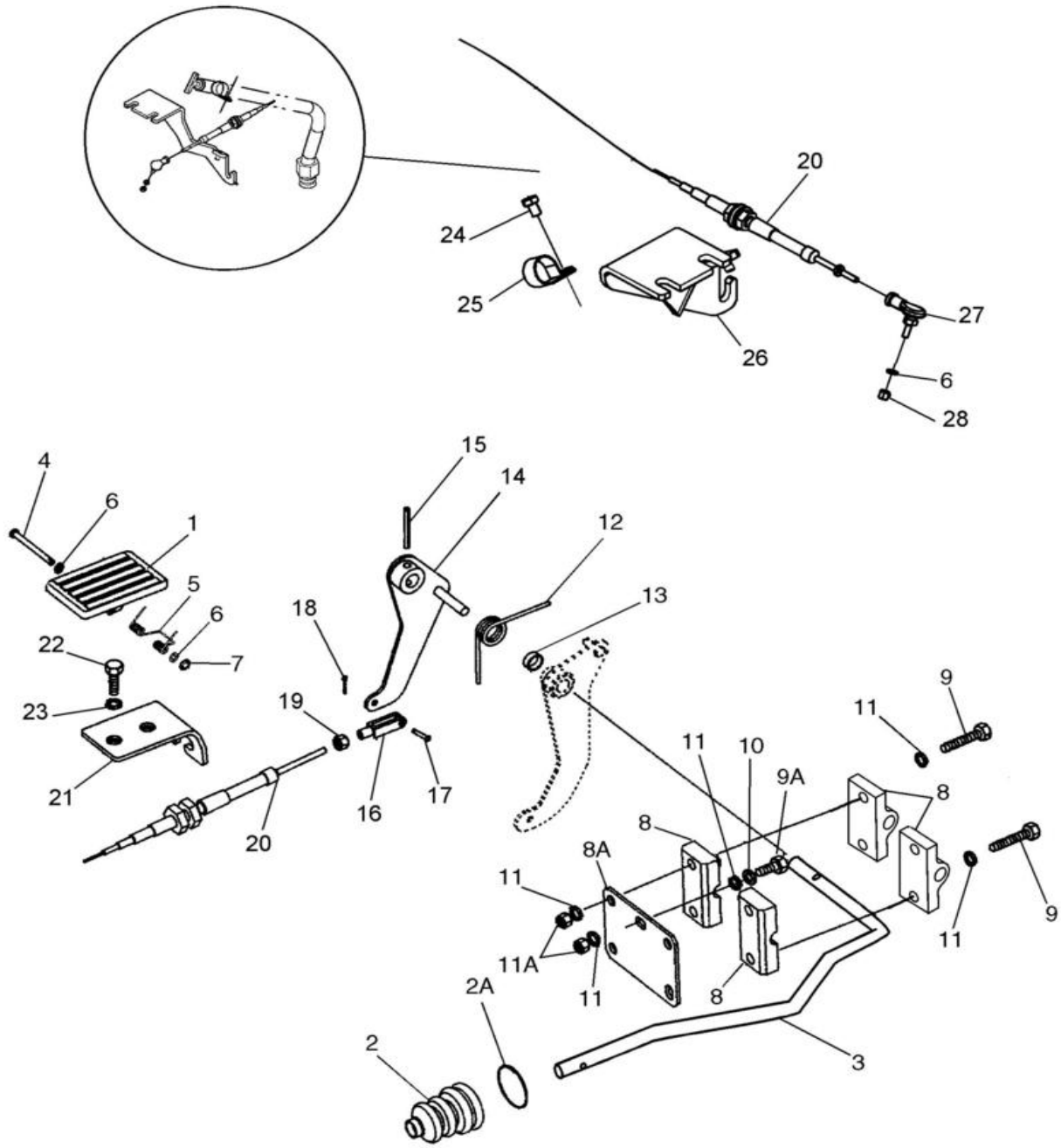

TURBO ASPIRATED

CONTROLES - ACELERADOR, PEDAL

REF FN	PART NUMBER	YR/SN	QTY	DESCRIPTION
1	282242A1		1	PEDAL Acceleerator, Plastic
2	132931A1		1	COBERTURA DE PROTECÇ Accelerator Pedal Rod
2A	189109A1		1	MOLA Compression, 42mm OD Retainer
3	87593642		1	HASTE 12.7mm OD
4	322860A1		1	PERNO 7.9mm OD x 55.6mm L
5	256776A1		1	MOLA
6	895-11005		2	ANILHA 5.5mm ID x 10mm OD x 1mm Thk
7	103-1518		1	ANEL #18, Ext
8	87345006		5	BLOCO Throttle Pivot
8A	378955A1		1	CHAPA
9	87378776		4	PARAFUSO Hex, M8 x 30mm, Cl 8.8 Special, M8 x 30
9A	614-8020		1	PARAFUSO Hex, M8 x 1.25 x 20mm
10	892-11008		1	ANILHA DE RETENÇÃO 8mm ID
11	87655042		7	ANILHA ESPECIAL 8.8mm ID x 17.5mm OD x 2.2mm Thk
11A	829-1408		2	PORCA Hex, M8 x 1.25, Cl 10.9
12	380483A2		1	MOLA
13	378958A1		1	SPACER, RING
14	84347958		1	LEVER ASSY.
15	838-3640		1	PERNO M6 x 40, Coiled
16	213-123		1	FORQUILHA AJUSTÁVEL #10-32 x 1 9/16"
17	427-3058		1	PINO DE FORQUILHA 3/16" x .580"
18	432-48		1	PINO ELÁSTICO 1/16" x 1/2"
19	225-14210		2-3	PORCA #10-32
20	87340754		1	CABO 1829mm L To Injection Pump
21	84347956		1	SUPORTE
22	614-10035		2	PARAFUSO Hex, M10 x 1.5 x 35mm, Cl 8.8, Full Thd
23	87655046		2	ANILHA ESPECIAL 10.65mm ID x 23mm OD x 2.2mm Thk
24	336199		1	PARAFUSO Hex, M8 x 1.25 x 12mm, Cl 8.8, Full Thd
25	515-22254		1	BRAÇADEIRA 1", Insul, 5/16" Bolt
26	84564418		1	SUPORTE
27	84211753		1	LIGADOR #10 - 32 x 1-1/6"
28	832-10405		1	PORCA M5 x .8, Cl 8

10.220.02	01	p1	1/2017

CONTROLES - ACELERADOR DE MÃO

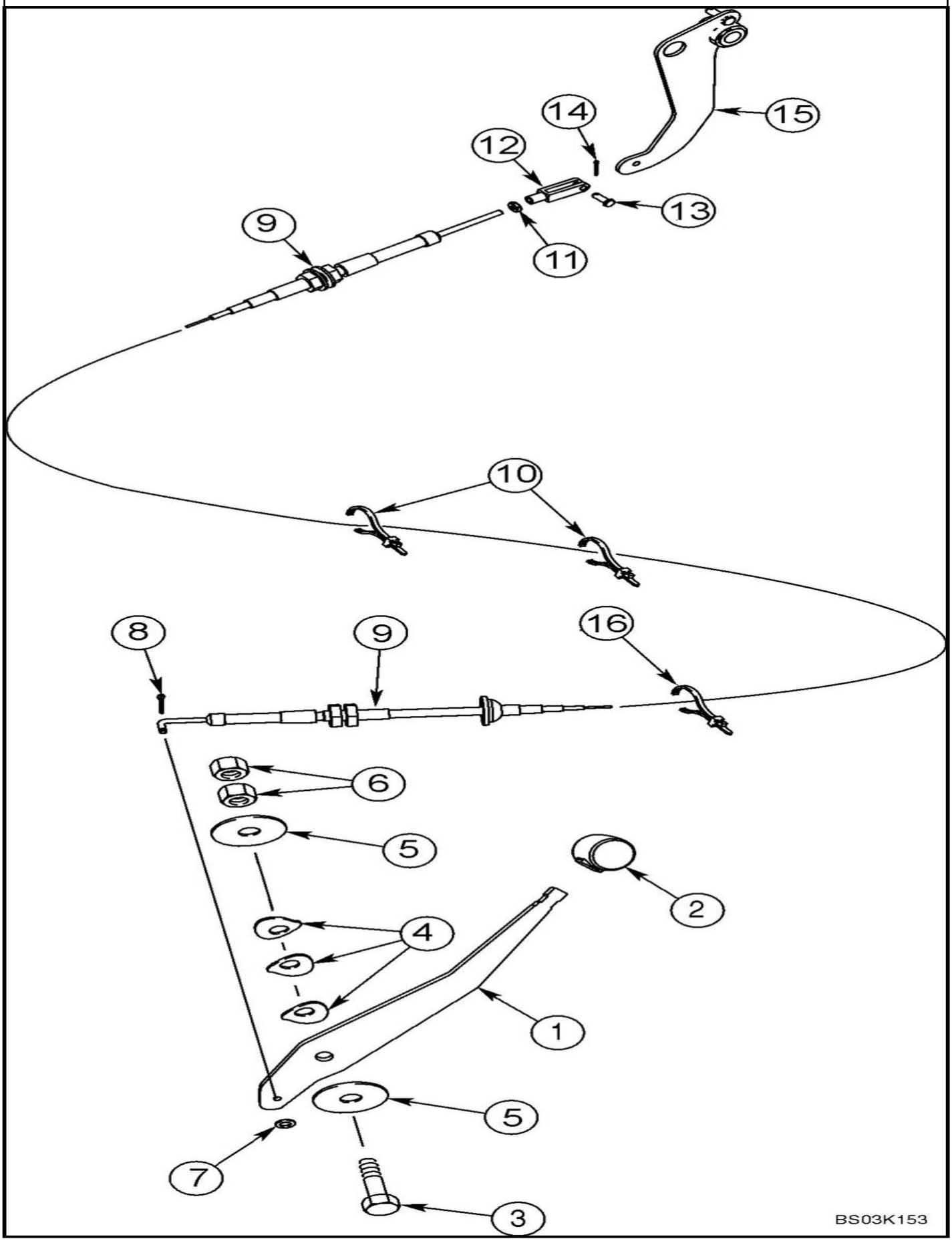

CONTROLES - ACELERADOR DE MÃO

REF FN	PART NUMBER	YR/SN	QTY	DESCRIPTION
1	395189A2		1	LEVER
2	A177435		1	BOTÃO ESFÉRICO Lever
3	514-847		1	PARAFUSO Hex, M12 x 1.25 x 50mm, Cl 8.8
4	D148962		3	WASHER 12.7mm ID x 38.1mm OD x 1.19mm Thk
5	496-81018		2	ANILHA 0.521" ID x 2" OD x 0.108 Thk, ZND 33/64 x 2 x 1/8
6	825-11412		2	PORCA M12 x 1.25, Cl 8
7	495-31022		1	ANILHA #10
8	432-48		1	PINO ELÁSTICO 1/16" x 1/2"
9	87340753		1	CABO 2250mm L
10	L18331		4	BRAÇADEIRA DE CABO 375.9mm L, Nylon CABLE STRAP Nylon, Retaining
11	225-14210		1	PORCA #10-32
12	213-123		1	FORQUILHA AJUSTÁVEL #10-32 x 1 9/16"
13	427-3058		1	PINO DE FORQUILHA 3/16" x .580"
14	432-48		1	PINO ELÁSTICO 1/16" x 1/2"
15	378957A3		1	LEVER ASSY.
16	L11541		2	BRAÇADEIRA DE CABO 203.2mm L, Nylon CABLE STRAP

10.246.01	01	p1	1/2017

BOMBA DE INYECCION



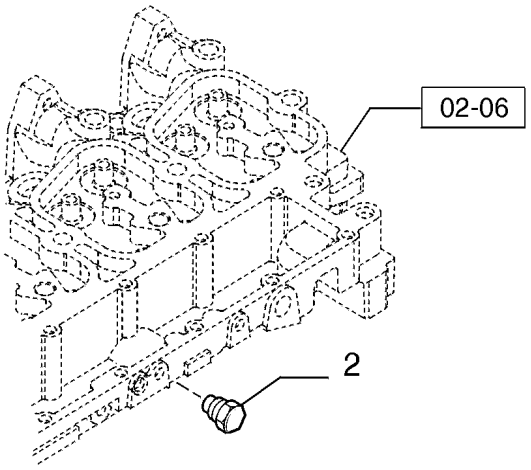

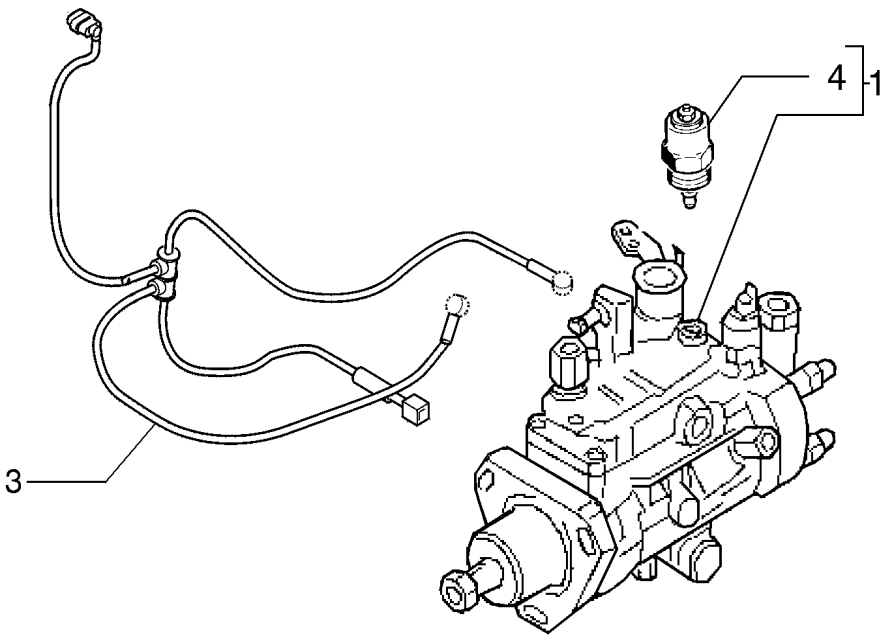

BOMBA DE INYECCION

REF	FN	PART NUMBER	YR/SN	QTY	DESCRIPTION
1		84550650		1	BOMBA INJECÇÃO COMBU Aspirated Engine
1		84550644		1	BOMBA INJECÇÃO COMBU Turbocharger Engine
2		84402246		1	TAMPÃO Water
3		84402247		1	CABLAGEM
4		449679A1		1	SOLENÓIDE Cut

PKS 74083 SOLENOIDE DE BOMBA INJETORA PARA CAV

PKS 74084 SOLENOIDE DE BOMBA INJETORA PARA BOSCH

FUEL INJECTION PUMP

FUEL INJECTION PUMP

REF	FN	PART NUMBER	YR/SN	QTY	DESCRIPTION
1		2856352		1	BOMBA INJECÇÃO COMBU
1		2856352R		1	BOMBA INJECCAO RECUP Reman New PN 2856352
1		2856352C		1	BOMBA INJECCAO A REN Return Number
.		2852741		1	SOLENÓIDE Fuel Shut-off
2		2856350		1	SENSOR
3		2852088		1	CABLAGEM

10.246.02	01	p1	1/2017

BOMBA INJECÇÂO

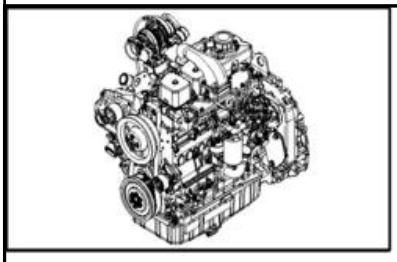

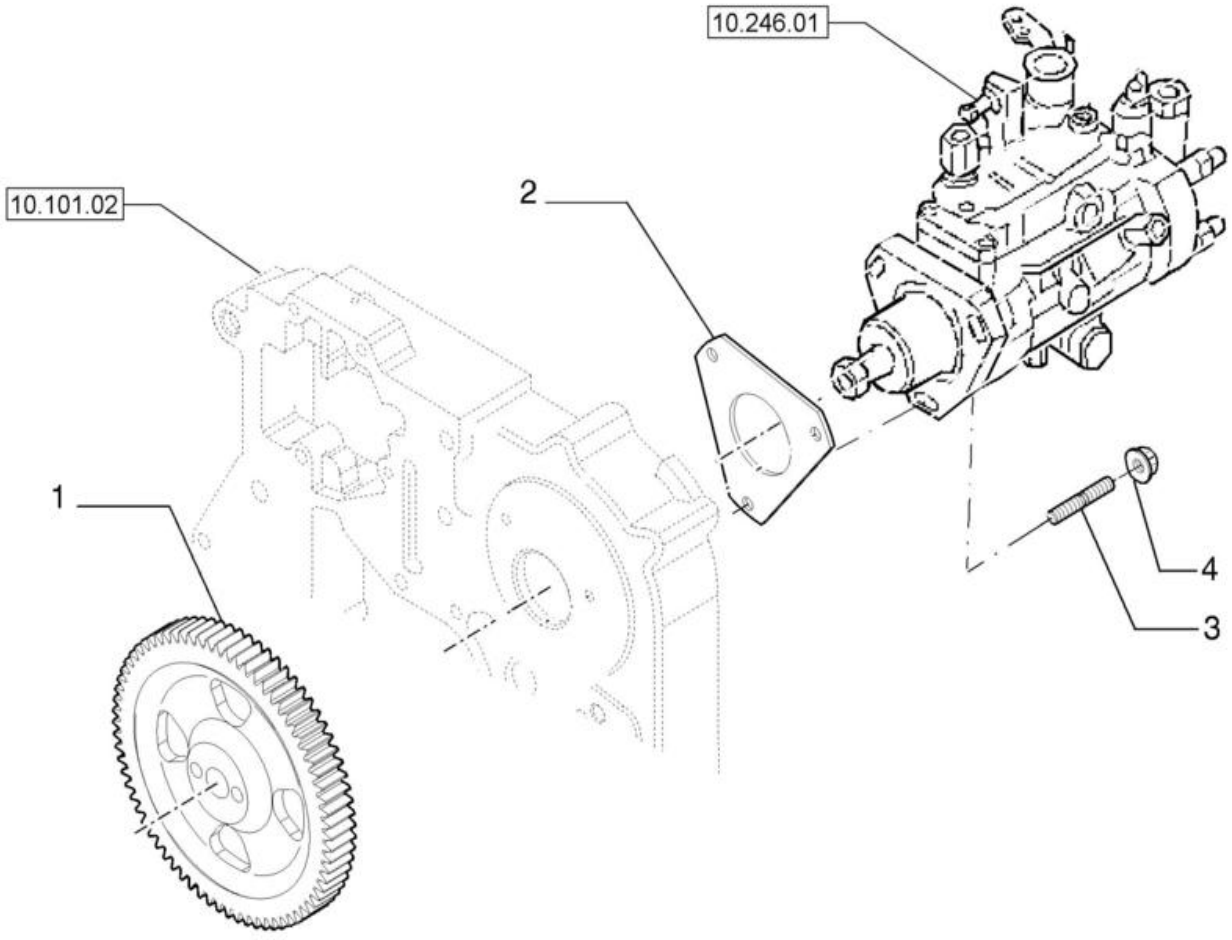

BOMBA INJECÇÂO

REF	FN	PART NUMBER	YR/SN	QTY	DESCRIPTION
1		2856872		1	ENGRENAGEM
2		2852885		1	JUNTA 1.2mm Thk
3		2852294		3	PINO ROSCADO M8 x 1.25 x 30
4		4899003		3	PORCA FLANGEADA M8 x 1.25

INJECTION PUMP

INJECTION PUMP

REF	FN	PART NUMBER	YR/SN	QTY	DESCRIPTION
1		2854340		1	ENGRENAGEM 52 T
2		2852885		1	JUNTA 1.2mm Thk
3		2852294		3	PINO ROSCADO M8 x 1.25 x 30
4		4899003		3	PORCA FLANGEADA M8 x 1.25

10.250.05	01	p1	1/2017

TURBOCOMPRESOR

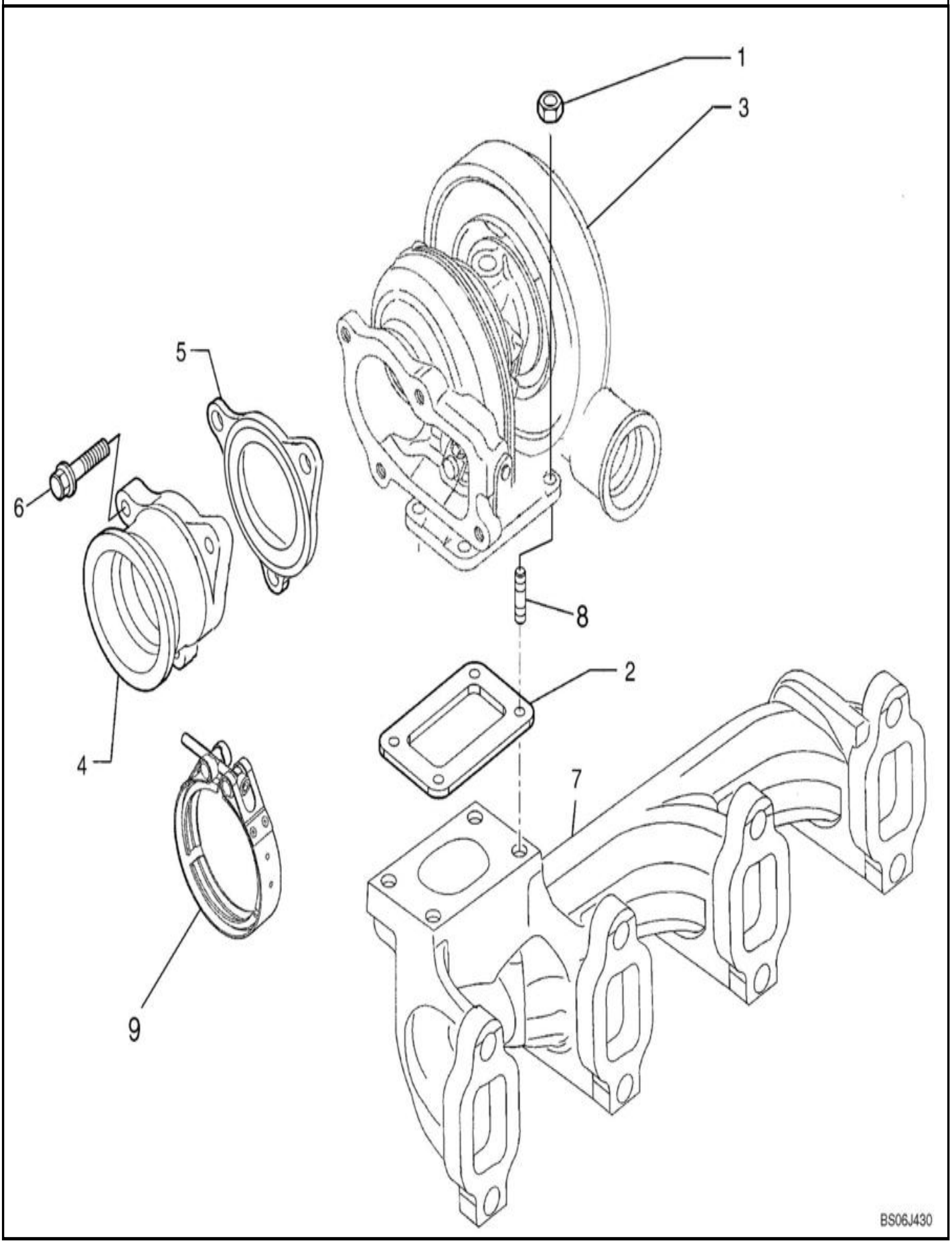

TURBOCOMPRESOR

REF FN	PART NUMBER	YR/SN	QTY	DESCRIPTION
1	4899118		4	PORCA FLANGEADA M8
2	2856881		1	JUNTA
3	2857052		1	TURBOCOMPRESSOR Assembly
3	2857052R		1	TURBOCOMPRESSOR RECU Reman new PN 2857052
3	2857052C		1	TURBOCOMPRESSOR A RE Return Number
4	2852510		1	TUBO Exhaust Manifold
5	2852509		1	JUNTA DO COLECTOR 0.5mm Thk
6	4898482		3	PARAFUSO Flng, M8 x 1.25 x 30mm, Cl 10.9
7	2831203		1	COLECTOR DE ESCAPE EXHAUST MANIFOLD
8	4899119		4	PINO ROSCADO M8 x 1.25 x 40
9	2855273		1	ANEL

TURBOCHARGER

TURBOCHARGER

REF	FN	PART NUMBER	YR/SN	QTY	DESCRIPTION
1		4899118		4	PORCA FLANGEADA M8
2		4895133		1	JUNTA 0.5mm Thk
3		2857052		1	TURBOCOMPRESSOR
3		2857052R		1	TURBOCOMPRESSOR RECU Reman for new PN 2857052
3		2857052C		1	TURBOCOMPRESSOR A RE Return Number
4		2852509		1	JUNTA DO COLECTOR 0.5mm Thk
5		2852510		1	TUBO
6		4898482		4	PARAFUSO Flng, M8 x 1.25 x 30mm, Cl 10.9

10.250.06	01	p1	1/2017

TUBAGENS - OLEO MOTOR

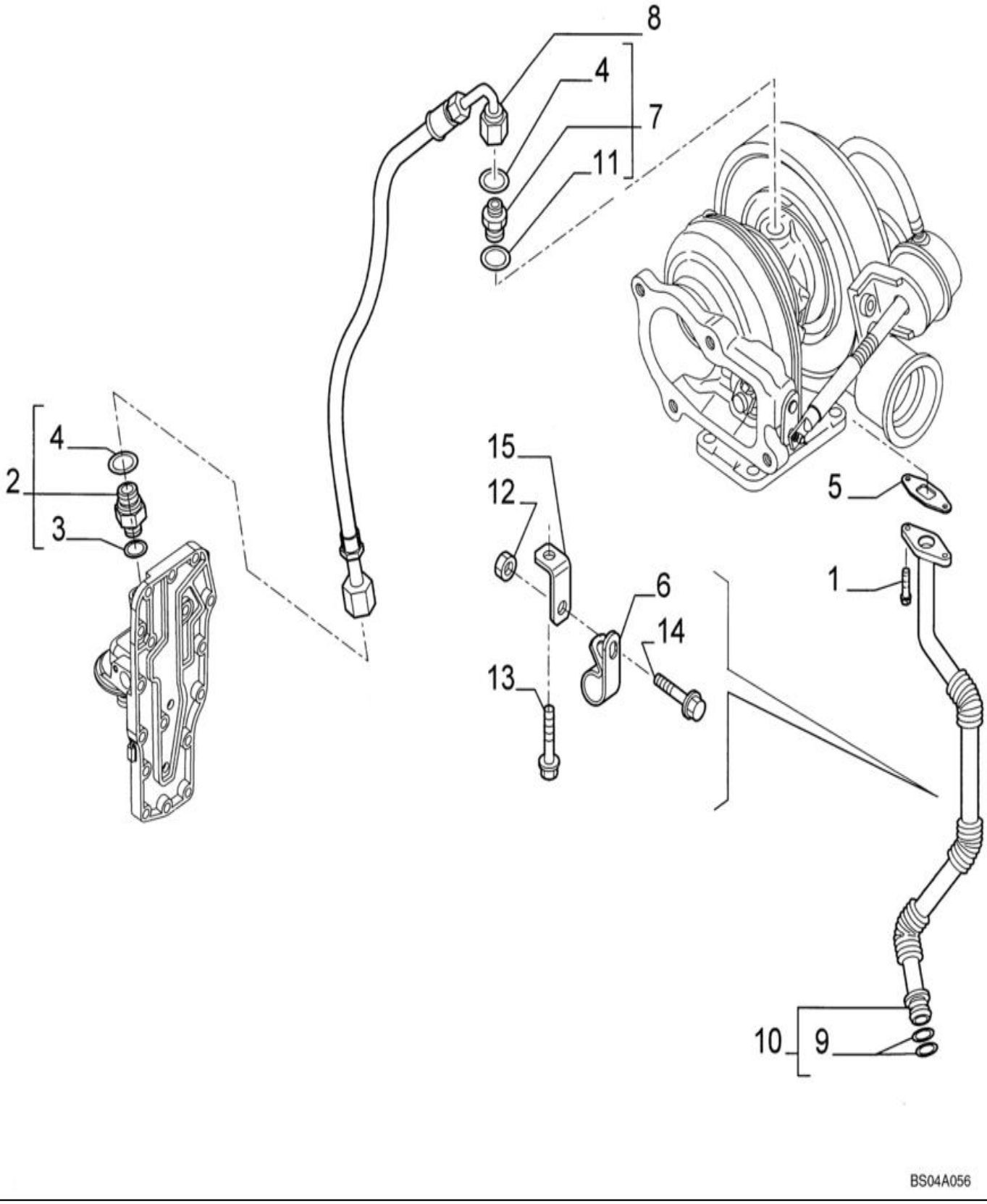

TUBAGENS - OLEO MOTOR

REF FN	PART NUMBER	YR/SN	QTY	DESCRIPTION
1	4895164		2	PARAFUSO Hex, Flg Hd, M6 x 16
2	4895107		1	CONECTOR HID. 11/16"-16 x M12 Incl 3,4
3	4899107		1	O-RING 1.8mm Thk x 10.52mm ID
4	4899108		1	O-RING 0.364mm ID x 0.07mm Width
5	4899467		1	JUNTA Oil Drain
6	4899519		1	BRAÇADEIRA M16, M6 Bolt
6	2854493		1	FIXADOR 15.88mm D Clamping Pipe Alternate Part To 4899519, Bracket Clamp
7	4899106		1	CONECTOR HID. 11/16" - 16 ORFS x M10 x 1.25 ORB Incl 4,11
8	2852195		1	MANGUEIRA HIDRÁULICA 6.4mm ID x 461mm L
9	5135738		2	O-RING 0.103" Thk x 0.674" ID, -115, 80 Duro
10	5801462766		1	TUBO Tube; Incl 9
11	J932484		1	WASHER WASHER, Incl in 7
12	2852197		1	PORCA FLANGEADA M6 x 1
13	2852101		1	PARAFUSO FLANGEADO Hex, M6 x 16mm
14	2852100		1	PARAFUSO FLANGEADO Hex, M8 x 1.25 x 16mm
15	2852196		1	SUPORTE

TURBOCHARGER SYSTEM

TURBOCHARGER SYSTEM

REF	FN	PART NUMBER	YR/SN	QTY	DESCRIPTION
1		4895164		2	PARAFUSO Hex, Flg Hd, M6 x 16
2		4895107		1	CONECTOR HID. 11/16"-16 x M12 ASSY
2A		NSS		1	NO SE VENDE SEPARADO
3		4899107		1	O-RING 1.8mm Thk x 10.52mm ID
4		4899108		2	O-RING 0.364mm ID x 0.07mm Width
5		4899467		1	JUNTA
6		4899519		1	BRAÇADEIRA M16, M6 Bolt
7		4899106		1	CONECTOR HID. 11/16" - 16 ORFS x M10 x 1.25 ORB ASSY
7A		NSS		1	NO SE VENDE SEPARADO
8		2852195		1	MANGUEIRA HIDRÁULICA 6.4mm ID x 461mm L
9		4899058		2	O-RING 0.674" ID x 0.88" OD x 0.103"
10		2852102		1	TUBO DE ENCHIMENTO ASSY
10A		NSS		1	NO SE VENDE SEPARADO
11		J932484		1	WASHER
12		2852197		1	PORCA FLANGEADA M6 x 1
13		2852100		1	PARAFUSO FLANGEADO Hex, M8 x 1.25 x 16mm
14		2852101		1	PARAFUSO FLANGEADO Hex, M6 x 16mm
15		2852196		1	SUPORTE

10.254.06	01	p1	1/2017

MOTOR ASPIRADO - TUBO DE ESCAPE

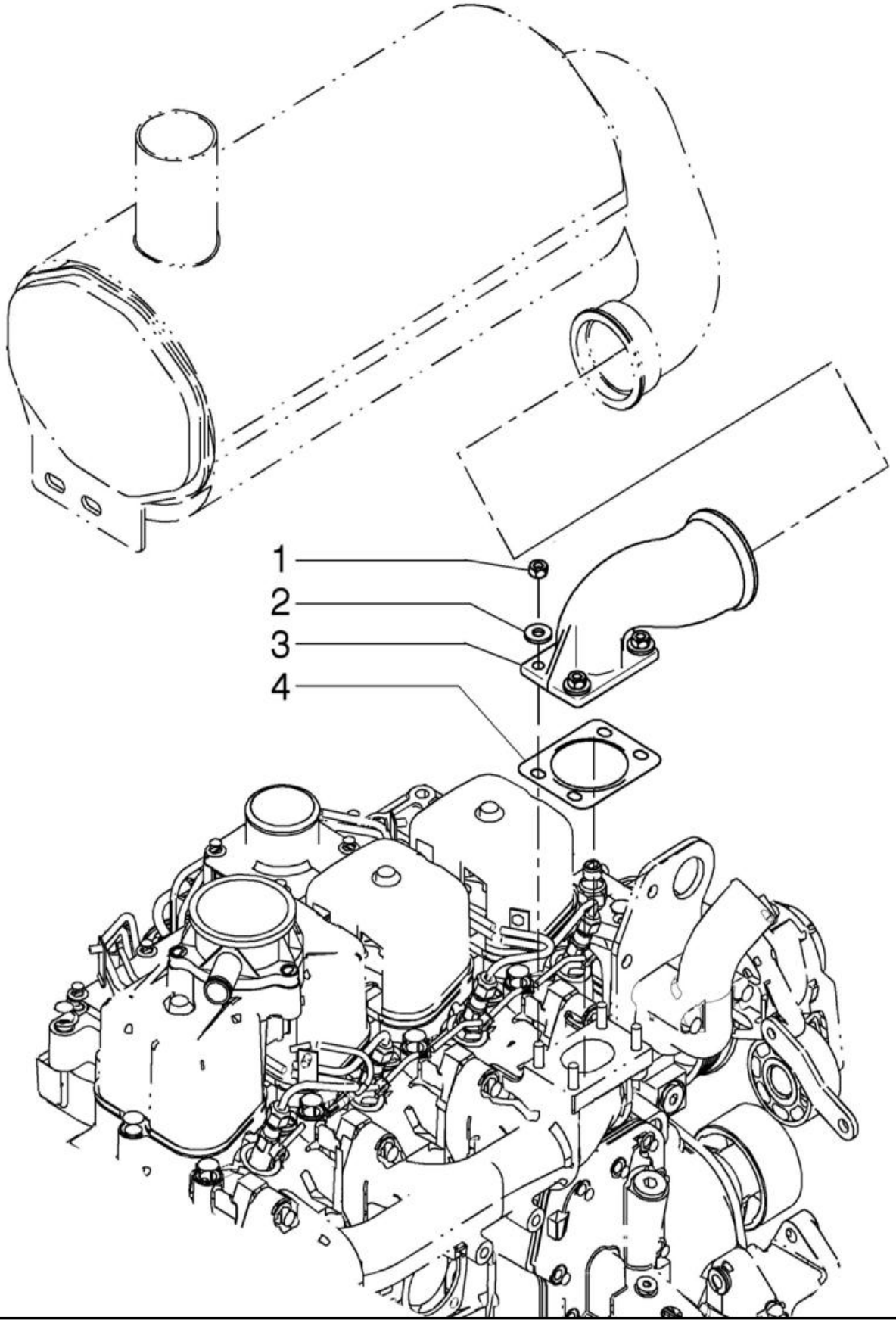

MOTOR ASPIRADO - TUBO DE ESCAPE

REF FN	PART NUMBER	YR/SN	QTY	DESCRIPTION
1	829-1408		4	PORCA Hex, M8 x 1.25, Cl 10.9
2	896-15008		4	ANILHA 9mm ID x 21mm OD x 2.5mm Thk
3	87410196		1	COTOVELO
4	J936995		1	JUNTA 0.51mm Thk

10.254.08	01	p1	1/2017

COLECTOR ESCAPE

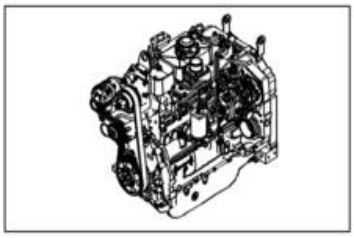

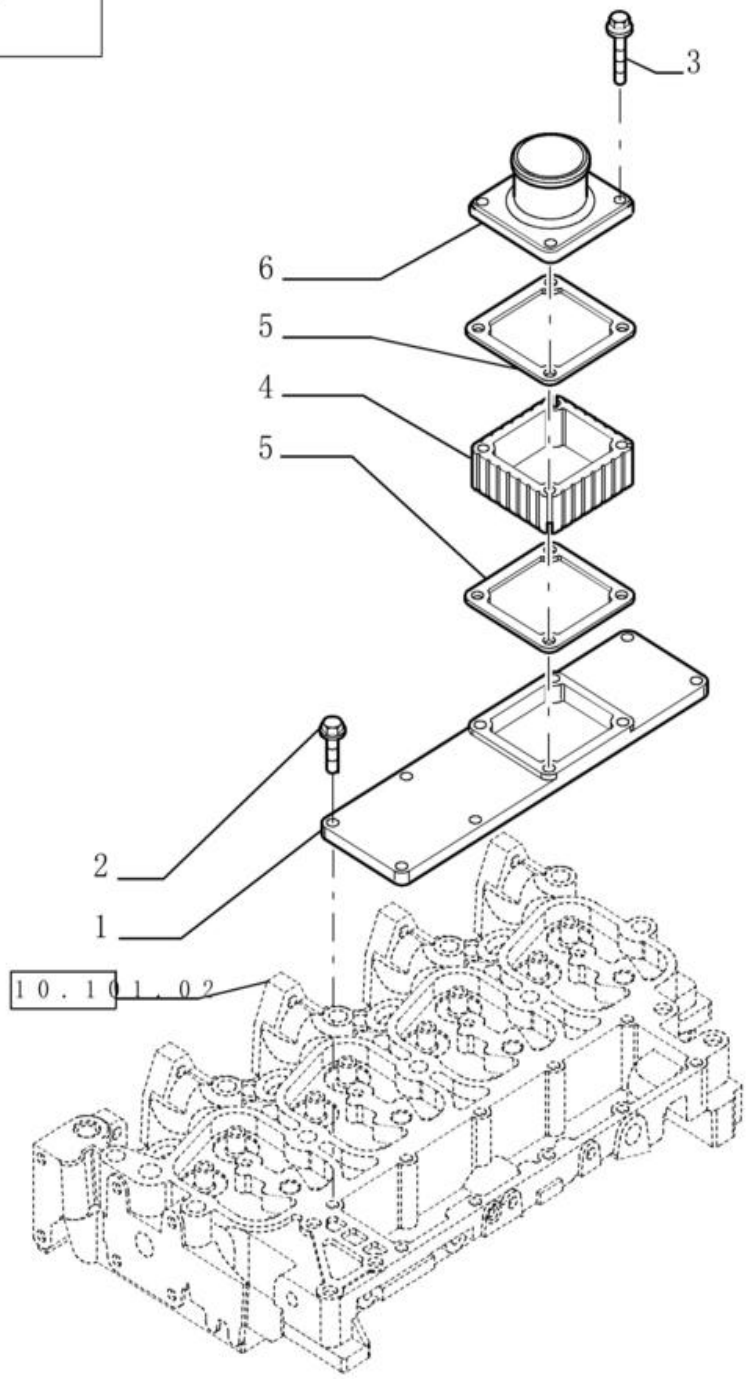

COLECTOR ESCAPE

REF	FN	PART NUMBER	YR/SN	QTY	DESCRIPTION
1		2856462		1	COLECTOR DE ADMISSÃO
2		4899039		6	PARAFUSO Flng, M8 x 1.25 x 25mm, Cl 10.9
3		4895294		1	PARAFUSO Flng, M8 x 1.25 x 80mm, Cl 10.9
4		NS		1	PEÇA NÃO FORNECIDA Not Used
5		4899921		1	JUNTA 1.2mm Thk
6		2853867		1	ADMISSÃO DE AR

10.254.08	02	p1	1/2017

COLECTOR ESCAPE

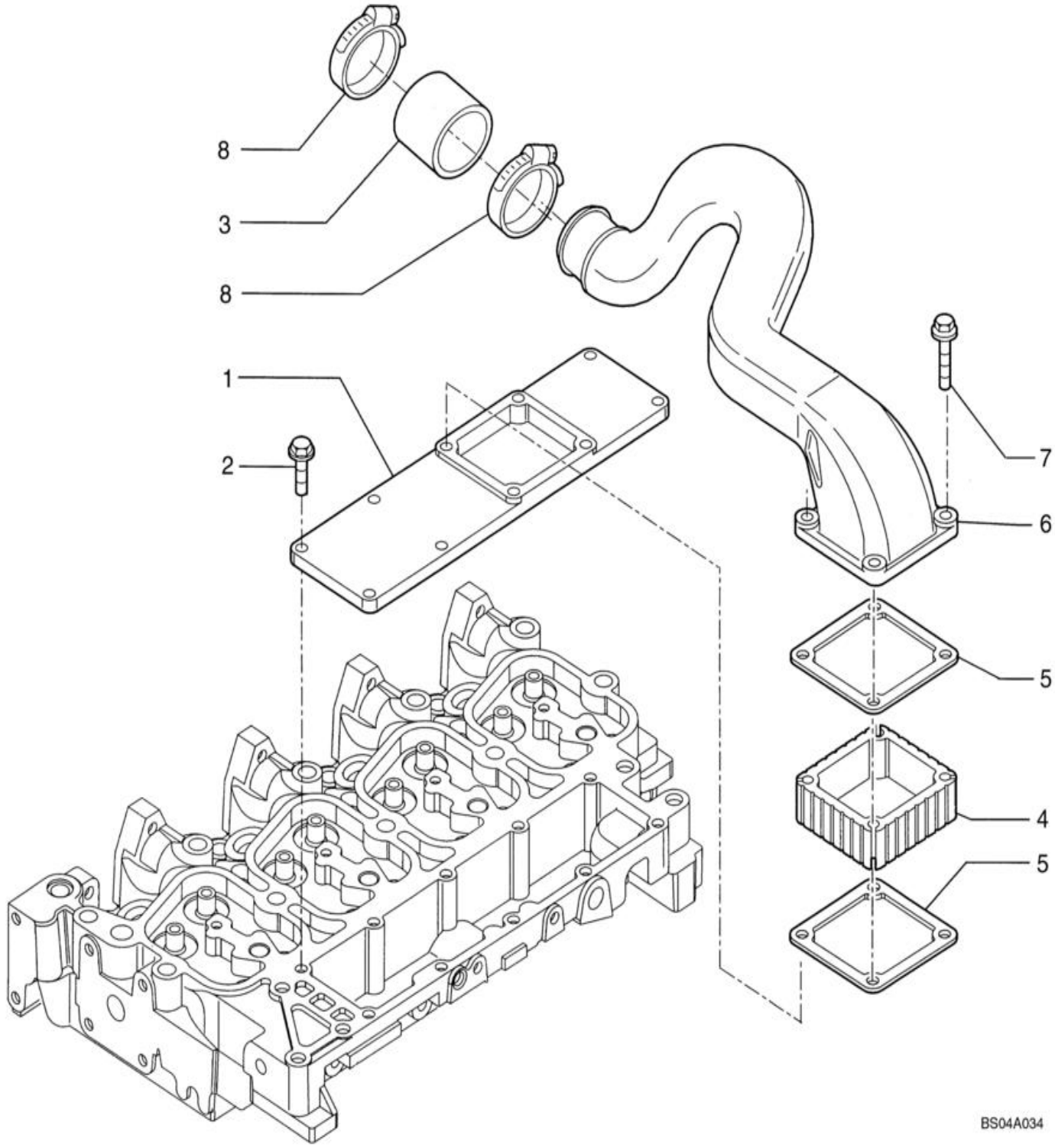

COLECTOR ESCAPE

REF FN	PART NUMBER	YR/SN	QTY	DESCRIPTION
1	2856462		1	COLECTOR DE ADMISSÃO
2	4899039		6	PARAFUSO Flng, M8 x 1.25 x 25mm, Cl 10.9
3	2852029		1	MANGUEIRA 50mm ID x 64mm L
4	2856263		1	ESPAÇADOR 93mm x 98mm
5	4899921		2	JUNTA 1.2mm Thk
6	2852030		1	TUBO DE SUCÇÃO
7	4895294		4	PARAFUSO Flng, M8 x 1.25 x 80mm, Cl 10.9
8	4895641		2	BRACADEIRA MANGUEIRA 52.32mm - 76.2mm

MANIFOLD - INTAKE TURBORCHARGER ENGINE

TIER 3 ENGINE

MANIFOLD - INTAKE TURBORCHARGER ENGINE

REF	FN	PART NUMBER	YR/SN	QTY	DESCRIPTION
1		2856462		1	COLECTOR DE ADMISSÃO
2		4899039		6	PARAFUSO Flng, M8 x 1.25 x 25mm, Cl 10.9
3		2852029		1	MANGUEIRA 50mm ID x 64mm L
4		2853076		2	BRACADEIRA MANGUEIRA
5		4899921		1	JUNTA 1.2mm Thk
6		2852030		1	TUBO DE SUCÇÃO
7		4895294		4	PARAFUSO Flng, M8 x 1.25 x 80mm, Cl 10.9

10.254.10	01	p1	1/2017

COLECTOR DE DESCARGA



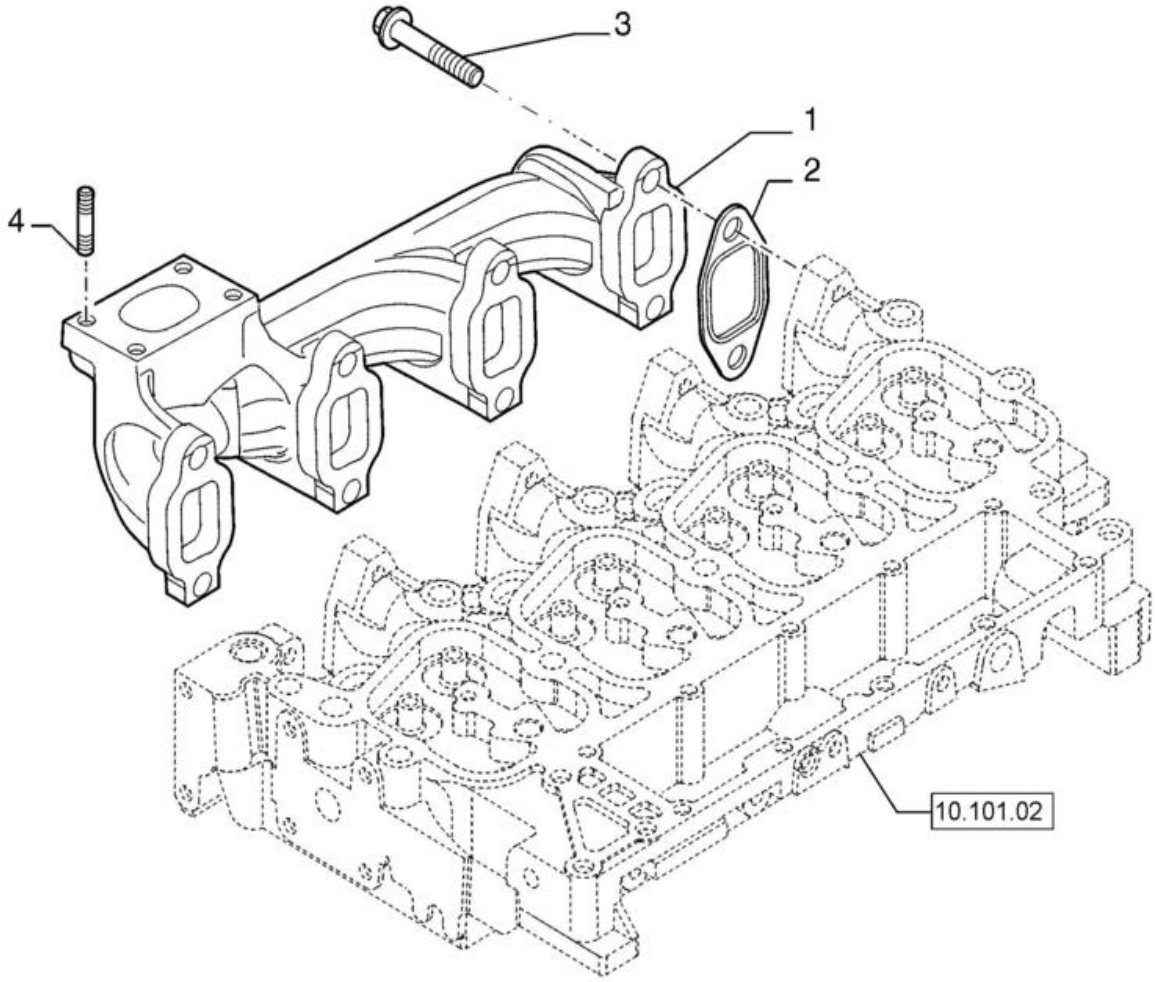

COLECTOR DE DESCARGA

REF	FN	PART NUMBER	YR/SN	QTY	DESCRIPTION
1		2831203		1	COLECTOR DE ESCAPE
2		2830445		4	JUNTA DO COLECTOR
3		2852834		8	PARAFUSO Hex Flg, M10 x 1.5 x 40mm
4		4899119		4	PINO ROSCADO M8 x 1.25 x 40

10.254.11	01	p1	1/2017

SILENCIOSO - SISTEMA DE ESCAPE

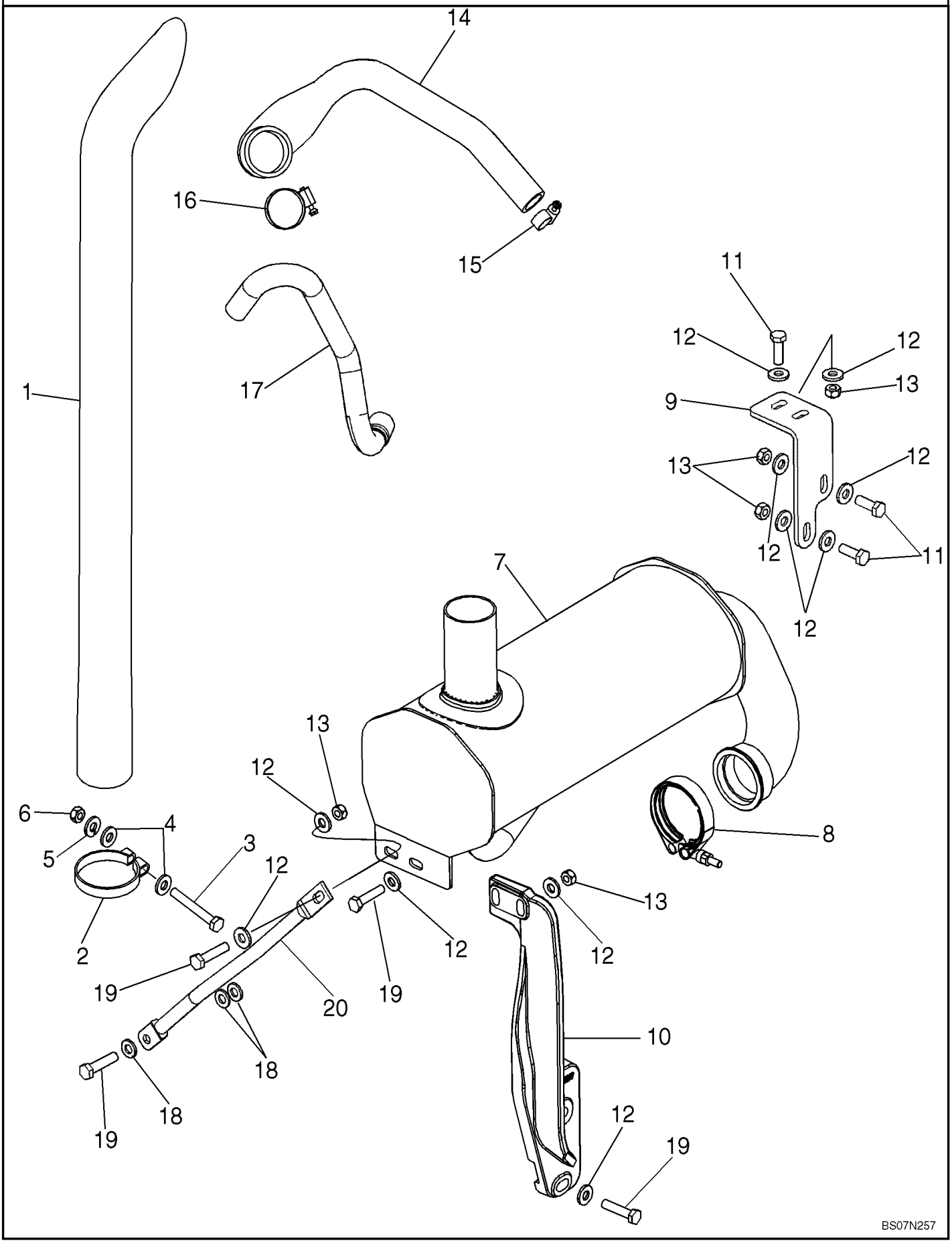

SILENCIOSO - SISTEMA DE ESCAPE

REF FN	PART NUMBER	YR/SN	QTY	DESCRIPTION
1	87309656		1	TUBO ESCAPE 844 mm (33-1/4 in) Long Stack
2	87437804		1	BRAÇADEIRA TUBO 94mm ID Stack
3	614-10080		1	PARAFUSO Hex, M10 x 1.5 x 80mm, Cl 8.8, Full Thd
4	87655046		2	ANILHA ESPECIAL 10.65mm ID x 23mm OD x 2.2mm Thk
5	892-11010		1	ANILHA DE RETENÇÃO M10
6	829-1410		1	PORCA M10 x 1.5, Cl 10.9
7	87617576		1	SILENCIADOR W/O Spark Arrestor, Aspirated Motor Turbo
7	47700245		1	SILENCIADOR Motor Aspirado
8	A170467		1	BRAÇADEIRA 72mm ID Includes Hardware
9	87423531		1	BRACKET, SUPPORTING Front Support
10	87451167		1	SUPORTE Rear Support
11	627-10030		4	PARAFUSO Hex, M10 x 1.5 x 30mm, Cl 10.9, Full Thd
12	896-15010		14	ANILHA 11mm ID x 24mm OD x 3mm Thk
13	829-1410		6	PORCA M10 x 1.5, Cl 10.9
14	87704858		1	MANGUEIRA 25.40 mm ID, 50.00 mm ID, SAE 20R4 Class D-3 Aspiration
15	214-1416		1	BRACADEIRA MANGUEIRA #16, 0.81" - 1.5", Type F Worm
16	214-1436		1	BRACADEIRA MANGUEIRA #36, 1.81" - 2.75", Type F Worm
17	87611852		1	MANGUEIRA 17.00 mm ID, 22.00 mm ID x 1270.00 mm, SAE J30R6
18	896-11010		3	ANILHA 11mm ID x 21mm OD x 2.5mm Thk
19	827-10045		5	PARAFUSO Hex, M10 x 1.5 x 45mm, Cl 10.9
20	87442357		1	BRACE

10.254.12	01	p1	1/2017

AQUECEDOR DA GRADE DE ARRANQUE A FRIO

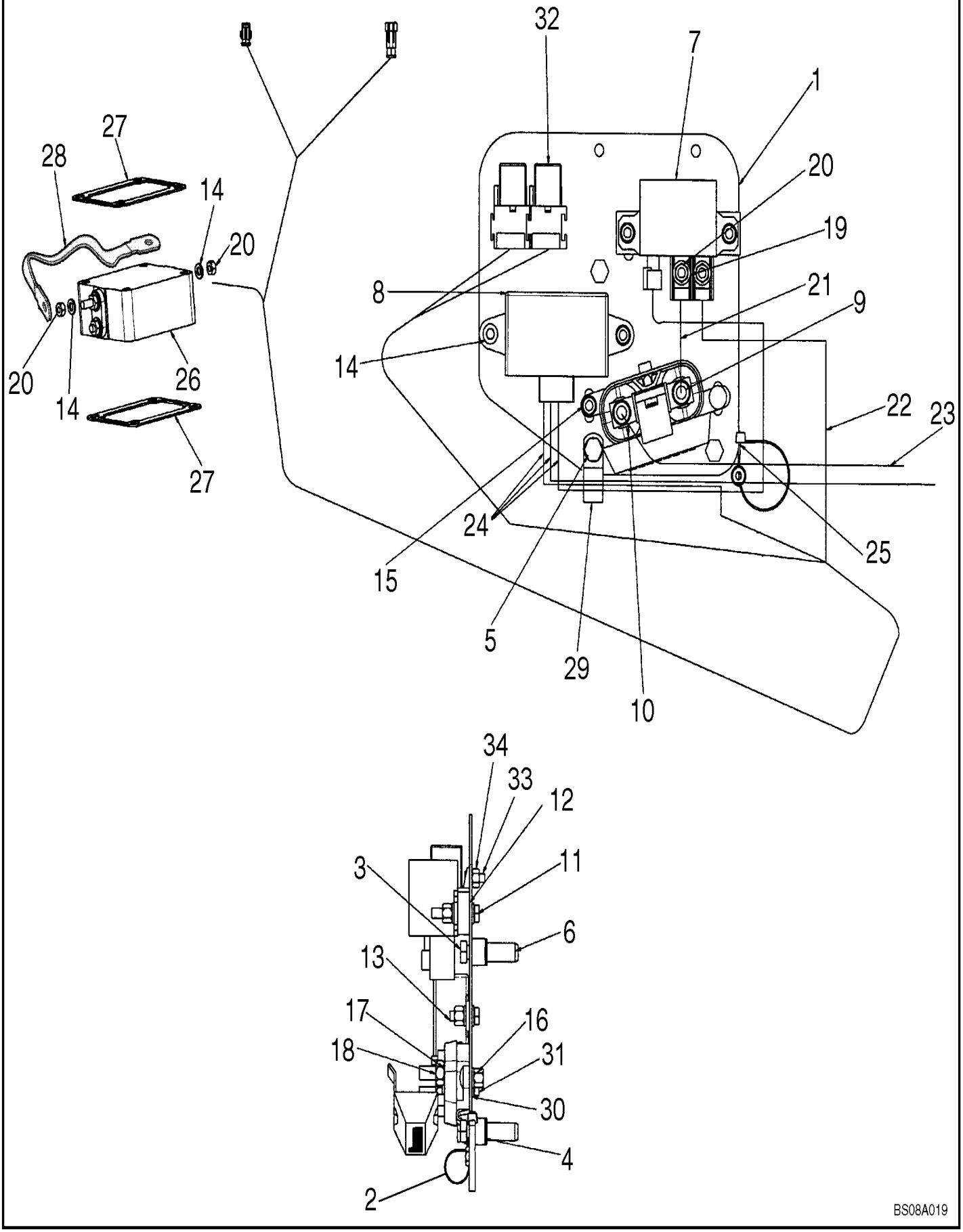

AQUECEDOR DA GRADE DE ARRANQUE A FRIO

REF FN	PART NUMBER	YR/SN	QTY	DESCRIPTION
1	87397601		1	BRACKET, SUPPORTING Cold Start Plate
2	515-22190		1	BRAÇADEIRA 3/4", Insul, 5/16" Bolt
3	614-8040		3	PARAFUSO Hex, M8 x 1.25 x 40mm, Cl 8.8, Full Thd
4	407962A1		3	ESPAÇADOR 9.8mm ID x 12.9mm OD x 11mm L
5	238-5010		3	O-RING 0.07" Thk x 0.239" ID, -10, Cl 5, 75 Duro
6	87417383		3	CASQUILHO ROSCADO M8 x 1.25 M8 x 1-1/4
7	86619908		1	RELÉ 12V, 150A Cold Start
8	47132002		1	AQUECEDOR Electronic Unit Controller, Grid Heater
9	440038A1		1	BLOCO DE DERIVAÇÃO Fuse Block
10	87410602		1	FUSÍVEL 300A, Blade 300 amp Fuse
11	614-6035		2	PARAFUSO Hex, M6 x 1 x 35mm, Cl 8.8, Full Thd
12	87414237		1	CHAPA 25mm W x 102mm L x 10mm Thk 10 mm Thick Spacer Bar
13	614-6020		3	PARAFUSO Hex, M6 x 1 x 20mm, Cl 8.8, Full Thd
14	87655041		13	ANILHA ESPECIAL 6.85mm ID x 13.5mm OD x 2mm Thk
15	832-10406		6	PORCA M6 x 1, Cl 8
16	811-6016		1	PARAFUSO Sht Sq Nk, M6 x 1 x 16mm, Cl 8.8
17	87655042		5	ANILHA ESPECIAL 8.8mm ID x 17.5mm OD x 2.2mm Thk
18	829-1408		2	PORCA Hex, M8 x 1.25, Cl 10.9
19	322357		2	ANILHA CÓNICA M6 Bolt Size x 14mm OD x 1.3mm Thk
20	829-1406		4	PORCA Hex, M6 x 1, Cl 10.9
21	87410265		1	BARRA 90 mm Jumper Wire;
22	87608352		1	CABLAGEM 650 mm Wire; Relay to Grid Heater
23	87419615		1	CABLE ASSY. 1250 mm Wire; Starter to Fuse Block
24	87396228		1	CABLAGEM Cold Start Control

10.254.12	01	p2	1/2017

AQUECEDOR DA GRADE DE ARRANQUE A FRIO

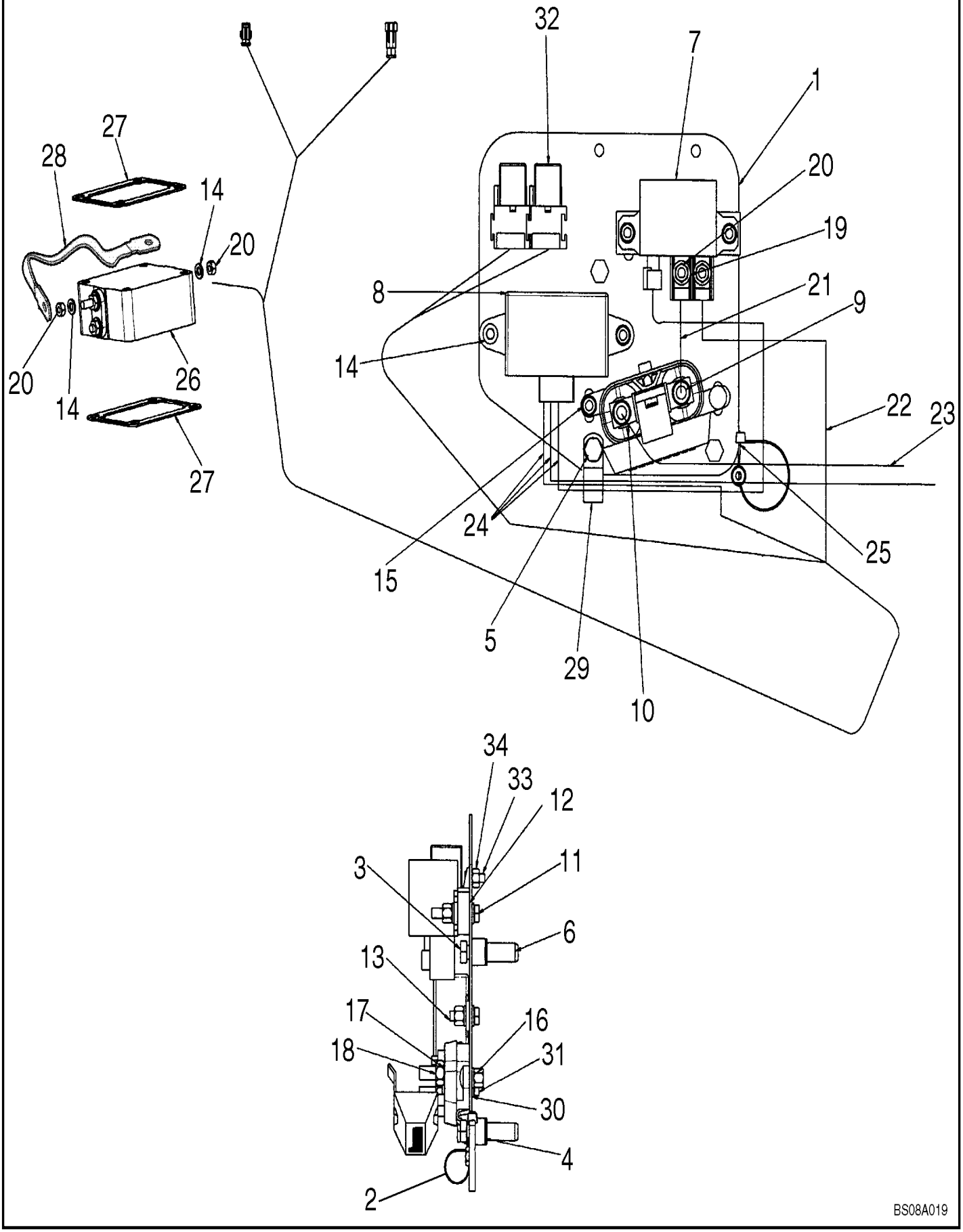

AQUECEDOR DA GRADE DE ARRANQUE A FRIO

REF FN	PART NUMBER	YR/SN	QTY	DESCRIPTION
25	L11541		1	BRAÇADEIRA DE CABO 203.2mm L, Nylon CABLE STRAP
26	82017872		1	AQUECEDOR Grid
27	86014151		2	JUNTA 93mm L x 98mm L
28	87413162		1	FITA DE LIGAÇÃO À TE 240 mm, Grid Heater Ground
29	515-25190		1	BRAÇADEIRA 3/4", Insul, 1/2" Bolt
30	614-12025		1	PARAFUSO Hex, M12 x 1.75 x 25mm, Cl 8.8, Full Thd
31	896-11012		1	ANILHA 13.5mm ID x 24mm OD x 3mm Thk
32	87436836		2	RELÉ 12V, 40 Amp Mini, 12V, 40A; Engine Crank
33	87301687		2	PARAFUSO HWH, #10 - 32 x 1/2"
34	231-24409		2	PORCA #10-32

10.304.01	01	p1	1/2017

BOMBA ÓLEO - MOTOR

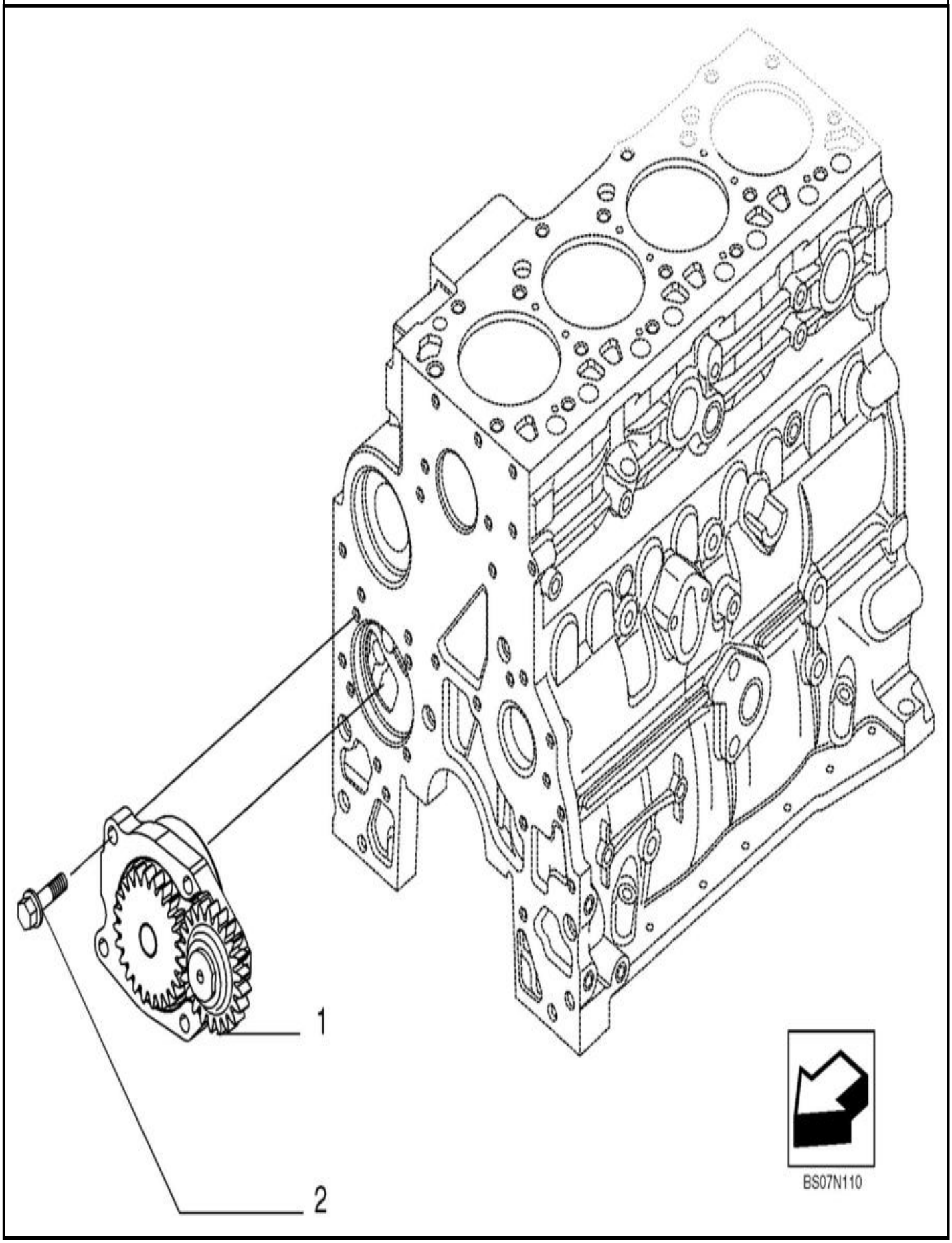

BOMBA ÓLEO - MOTOR

REF	FN	PART NUMBER	YR/SN	QTY	DESCRIPTION
1		4897480		1	BOMBA DE ÓLEO DO MOT IN ALTERNATIVE
1		2853414		1	BOMBA DE ÓLEO DO MOT IN ALTERNATIVE
		4897480R		1	BOMBA OLEO MOTOR REC 580N (1/12-), REMAN FOR NEW P/N 2853414
		4897480C			BOMBA OLEO MOTOR A R RETURN NUMBER
2		4899090		4	PARAFUSO Hex Flg, M8 x 1.25 x 30

10.304.02	01	p1	1/2017

BOMBA DE ÓLEO, RECIPIENTE

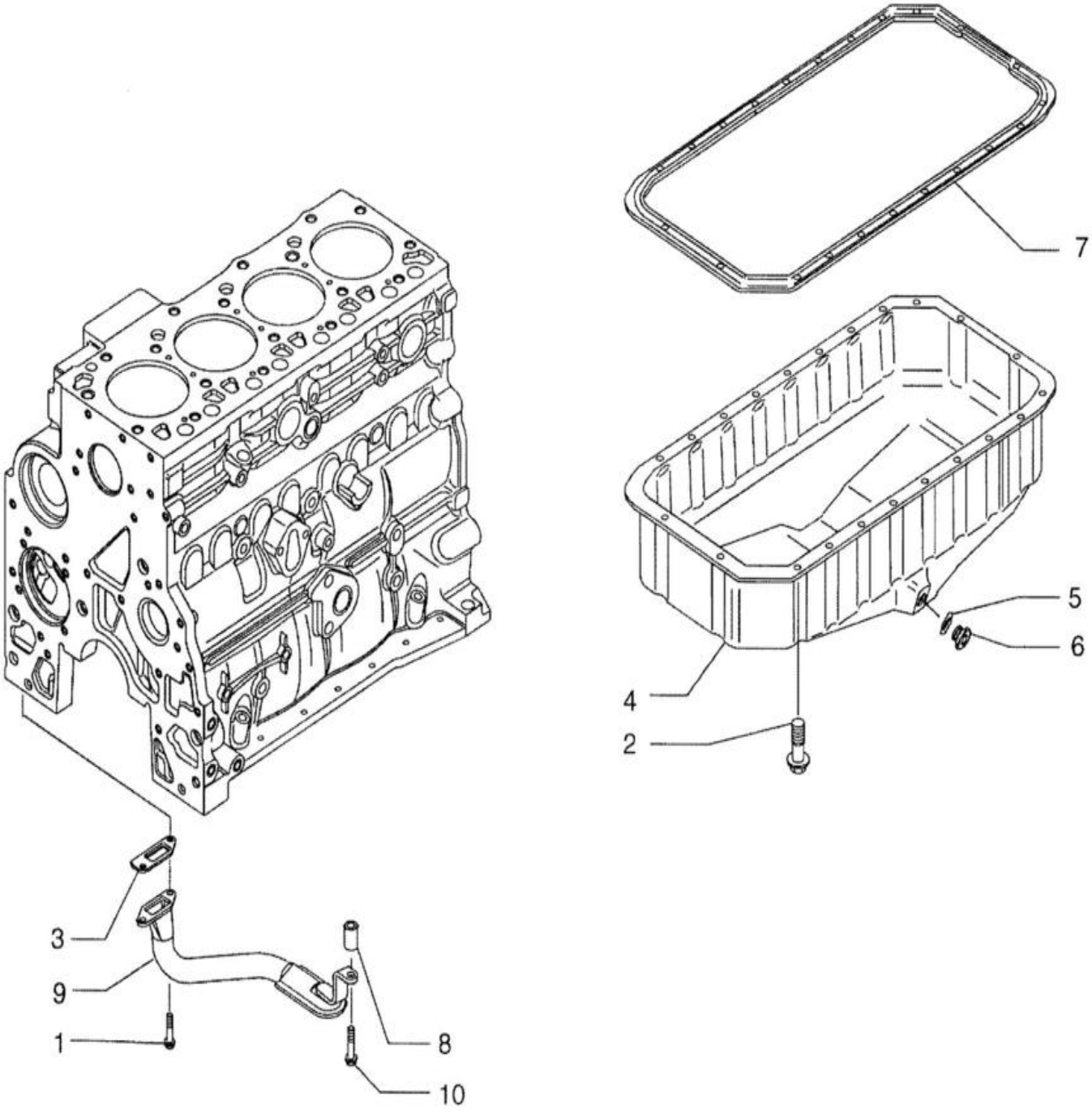

BS08G358

BOMBA DE ÓLEO, RECIPIENTE

REF	FN	PART NUMBER	YR/SN	QTY	DESCRIPTION
1		4899020		2	PARAFUSO FLANGEADO Hex, M8 x 1.25 x 20mm
2		4899091		22	PARAFUSO Hex Flange Cap, M8 x 1.25 x 40.00mm
2		4895489		2	PARAFUSO FLANGEADO Hex, M8 x 1.25 x 110mm
3		4898301		1	JUNTA 0.42mm Thk
4		2852011		1	CÁRTER DE ÓLEO
5		2853728		1	O-RING M23.47 ID x 2.62 Thk
6		4894139		1	TAMPÃO Hex Soc, M22 x 1.5 22 x 1.5; Does Not Include Seal, Purchase Seal Separately
7		2852012		1	CJ. JUNTAS DO CARTER
8		2852016		1	ESPAÇADOR 11mm ID x 22mm OD x 39mm L
9		2852013		1	ELEMENTO FILTRANTE Tube; Oil Suction, Includes Screen Which Is Not Serviced Separately
10		4895538		1	PARAFUSO FLANGEADO Hex, M10 x 1.5 x 120mm

CÁRTER DE ÓLEO

CÁRTER DE ÓLEO

REF FN	PART NUMBER	YR/SN	QTY	DESCRIPTION
1	2852234		2	PARAFUSO FLANGEADO Hex, M8 x 1.25 x 20mm
2	4899091		22	PARAFUSO Hex Flange Cap, M8 x 1.25 x 40.00mm
2	4895489		2	PARAFUSO FLANGEADO Hex, M8 x 1.25 x 110mm
3	4898301		1	JUNTA 0.42mm Thk
4	2852011		1	CÁRTER DE ÓLEO
5	2852016		1	ESPAÇADOR 11mm ID x 22mm OD x 39mm L
6	2856086		1	TAMPÃO
7	2852012		1	CJ. JUNTAS DO CARTER
8	4895538		1	PARAFUSO FLANGEADO Hex, M10 x 1.5 x 120mm
9	2852013		1	ELEMENTO FILTRANTE
10	2853728		1	O-RING M23.47 ID x 2.62 Thk

10.304.10	01	p1	1/2017

VARETA NÍVEL ÓLEO MOTOR

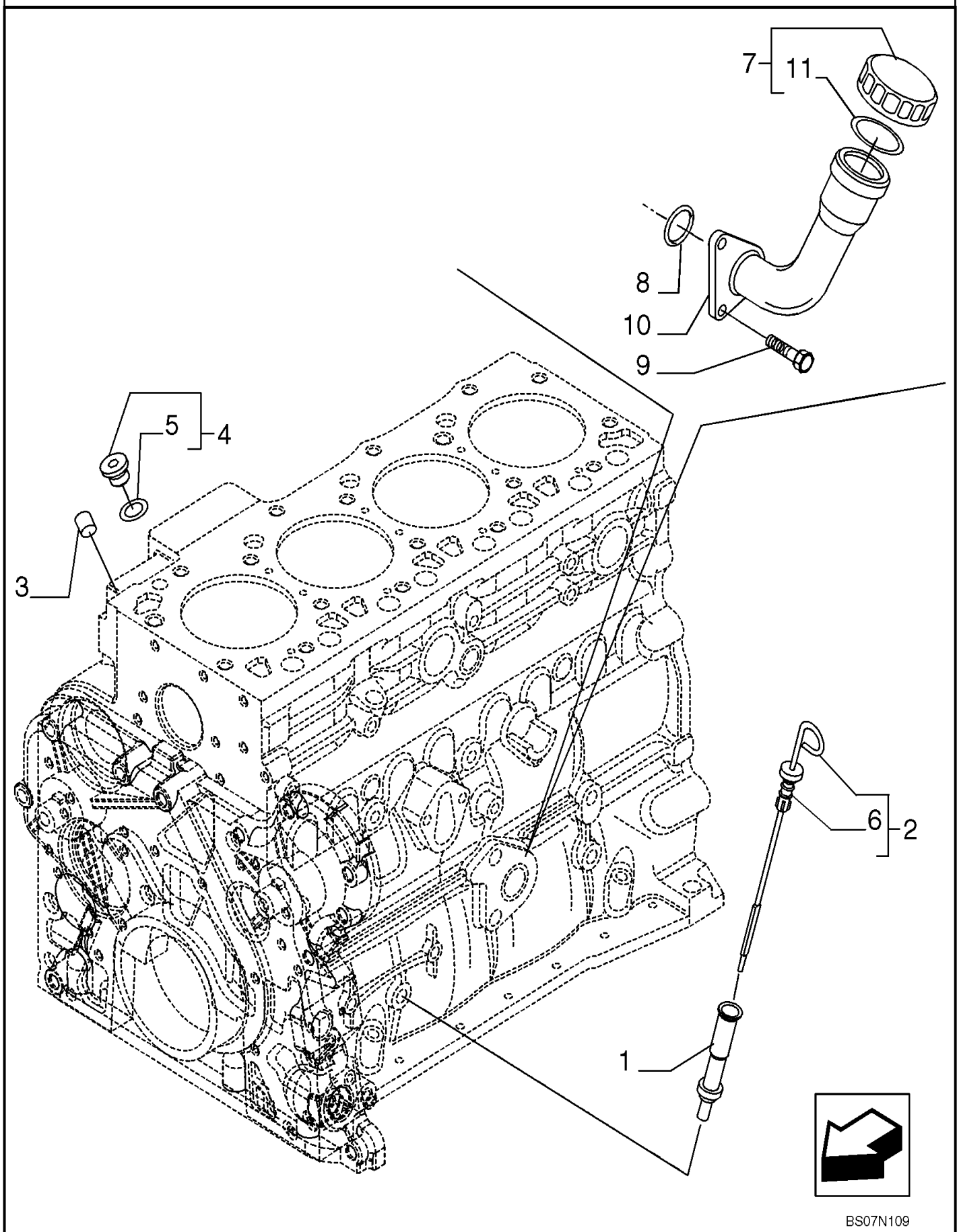

VARETA NÍVEL ÓLEO MOTOR

REF FN	PART NUMBER	YR/SN	QTY	DESCRIPTION
1	2852122		1	TUBO 81 mm Length Oil Level
2	2852125		1	VARETA DE NÍVEL 351.5mm L Incl 6
3	4895406		1	BUJÃO DE EXPANSÃO 9.8mm OD
4	4897330		2	PLUG SEXTAVADO INTER M12 x 1.5 Incl 5
5	4895610		1	O-RING 2.2mm Thk x 9.3mm ID
6	2852127		1	JUNTA 5mm ID, 18mm OD, 13mm OD, 43mm L
7	2853410		1	TAMPA RESERVATORIO Female Incl 11
8	2852135		1	O-RING 2.6mm Thk x 37.7mm ID
9	2852134		2	PARAFUSO FLANGEADO Hex, M12 x 1.75 x 25mm
10	2853407		1	GARGALO 143, 117.3 mm Length
11	2853412		1	O-RING 0.21" Thk x 1.475" ID

10.400.03	01	p1	1/2017

SISTEMA DE ARREFECIMENTO - MOTOR

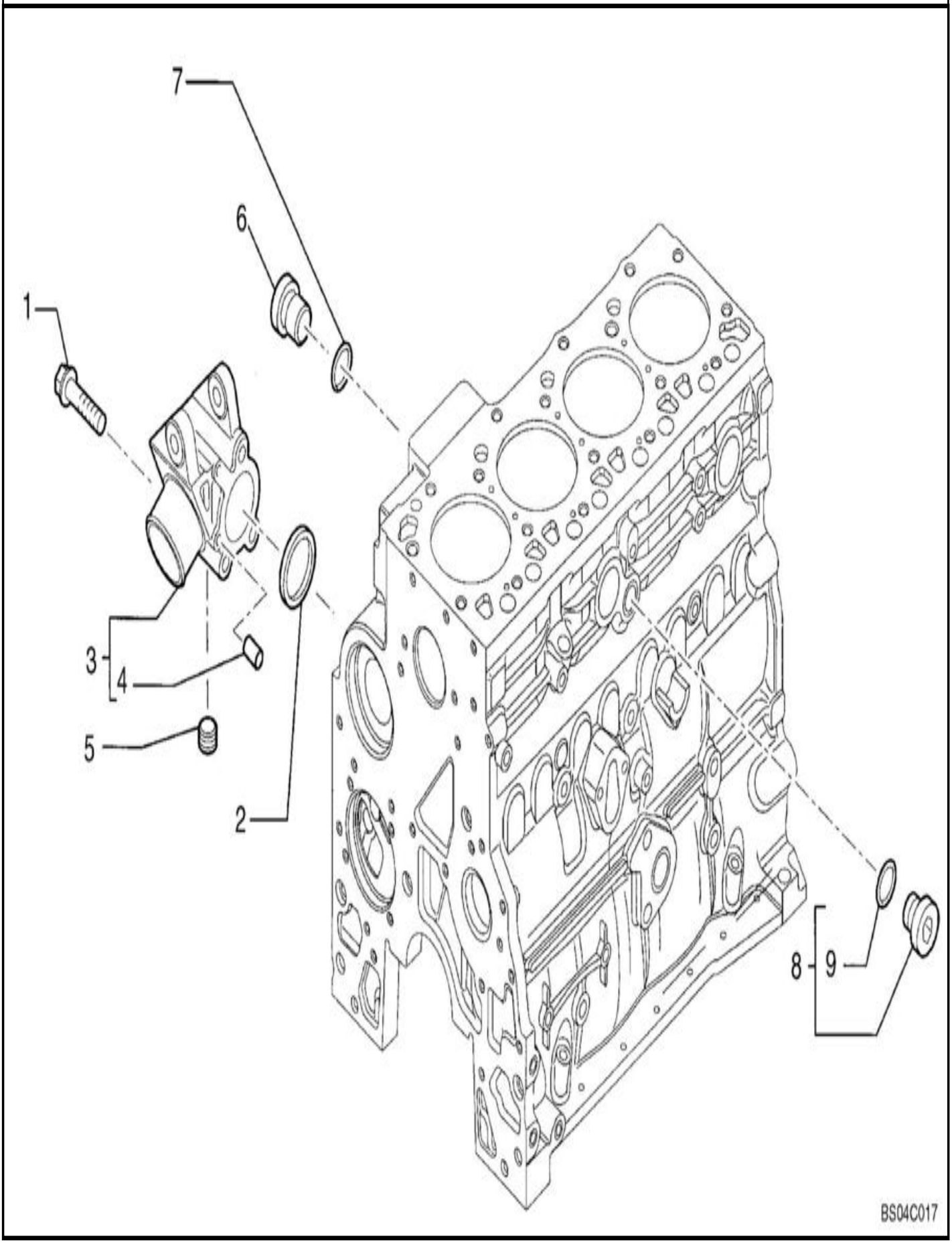

SISTEMA DE ARREFECIMENTO - MOTOR

REF FN	PART NUMBER	YR/SN	QTY	DESCRIPTION
1	4899109		3	PARAFUSO Hex, M10 x 1.5 x 80
2	2854072		1	ANEL VEDADOR Square, 5.16mm Thk x 50.17mm ID
3	2857008		1	SUPORTE Incl 4
4	2830894		2	PERNO-GUIA .25" OD x .625" L
5	2852511		1	TAMPÃO R3/8" - 18 NPTF, M8, 12.7mm L
	4895392		1	PLUG SEXTAVADO INTER M18 x 1.5 Torque Converter Oil; Incl 6,7
6	4895394		1	PLUG SEXTAVADO INTER M18 x 1.5
7	4895393		1	O-RING 2.2mm Thk x 15.3mm ID
8	4895623		1	PLUG SEXTAVADO INTER M16 x 1.5 Compressor Plumbing; Incl 9
9	4895625		1	O-RING 13.3mm ID x 2.2mm Width

COOLING SYSTEM - ENGINE

TIER 3 ENGINE

COOLING SYSTEM - ENGINE

REF	FN	PART NUMBER	YR/SN	QTY	DESCRIPTION
1		4899109		3	PARAFUSO Hex, M10 x 1.5 x 80
2		2854072		1	ANEL VEDADOR Square, 5.16mm Thk x 50.17mm ID
3		2852145		1	SUPORTE ASSY
3A		NSS		1	NO SE VENDE SEPARADO
4		2830894		2	PERNO-GUIA .25" OD x .625" L
5		4895625		1	O-RING 13.3mm ID x 2.2mm Width
6		4895623		1	PLUG SEXTAVADO INTER M16 x 1.5 ASSY
6A		NSS		1	NO SE VENDE SEPARADO
7		2852511		1	TAMPÃO R3/8" - 18 NPTF, M8, 12.7mm L

10.402.02	01	p1	1/2017

BOMBA DE ÁGUA

TIER 3 ENGINE

BOMBA DE ÁGUA

REF	FN	PART NUMBER	YR/SN	QTY	DESCRIPTION
1		2852114		1	BOMBA DE ÁGUA
2		2852047		1	ANEL VEDADOR Square, 5.16mm Thk x 88.27mm ID SEALRING
3		4899079		2	PARAFUSO Hex Flg, M8 x 1.25 x 25

10.402.05	01	p1	1/2017

BOMBA DE AGUA - CONTROLE

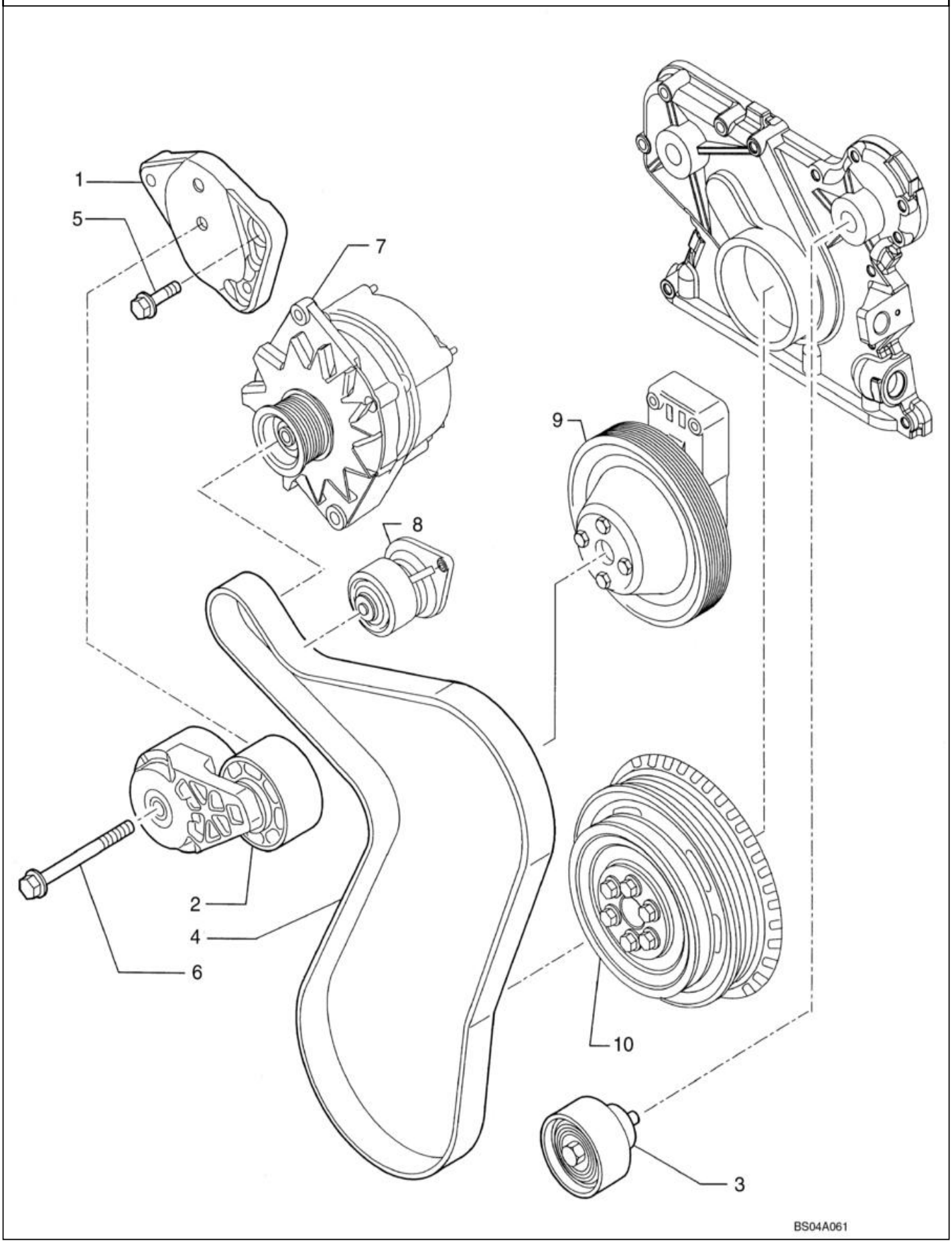

BOMBA DE AGUA - CONTROLE

REF FN	PART NUMBER	YR/SN	QTY	DESCRIPTION
1	2852621		1	SUPORTE Support
2	2852161		1	TENSOR DE CORREIA
3	2852162		1	POLIA 65mm OD Pulley
4	87548076		1	CORREIA 0.55" W x 47.95" L, 4 Ribs
5	4899079		2	PARAFUSO Hex Flg, M8 x 1.25 x 25
6	4895292		1	PARAFUSO FLANGEADO Hex, M10 x 1.5 x 70mm
7	REF		1	INSTRUÇÃO ALTERNATOR
8	2856893		1	BOMBA DE ÁGUA
	2856893R		1	BOMBA DE AGUA RECUPE 580N (BRAZIL) (1/12-)
	2856893C			BOMBA DE AGUA A RENO Return Number
9	REF		1	INSTRUÇÃO FAN DRIVE
10	REF		1	INSTRUÇÃO CRANKSHAFT PULLEY

WATER PUMP - CONTROL

WATER PUMP - CONTROL

REF	FN	PART NUMBER	YR/SN	QTY	DESCRIPTION
1		4899079		2	PARAFUSO Hex Flg, M8 x 1.25 x 25
2		2852162		1	POLIA 65mm OD
3		2856948		1	TENSOR DE CORREIA
4		4899109		1	PARAFUSO Hex, M10 x 1.5 x 80
5		2852163		1	SUPORTE

10.402.09	01	p1	1/2017

TERMOSTATO - SISTEMA DE ARREFECIMENTO, MOTOR

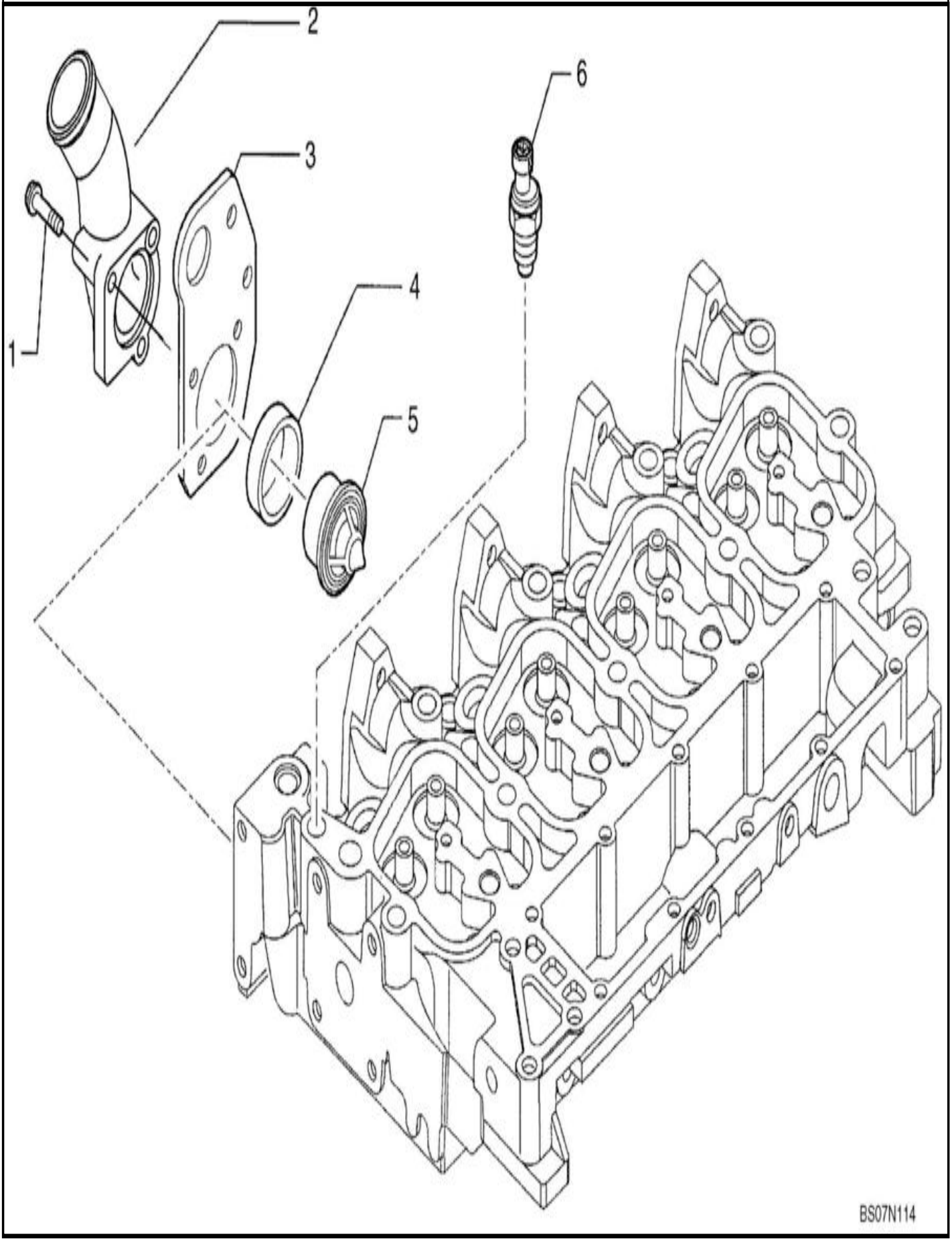

TERMOSTATO - SISTEMA DE ARREFECIMENTO, MOTOR

REF	FN	PART NUMBER	YR/SN	QTY	DESCRIPTION
1		2852151		1	PARAFUSO Hex, M8 x 1.25 x 35mm Flange; M8 x 35
1		2852155		2	PARAFUSO Flng, M8 x 1.25 x 80mm Flange; M8 x 80
2		2856455		1	COLECTOR Thermostat Housing
3		2855894		1	SUPORTE
4		2853133		1	JUNTA 51.5mm ID x 61.5mm OD x 16.5mm Thk
5		84383461		1	TERMÓSTATO Kit; Incl 84325989
		84325989		1	VEDANTE
6		2852157		1	SENSOR Water; Grid Heater

THERMOSTAT - ENGINE COOLING SYSTEM

TIER 3 ENGINE

THERMOSTAT - ENGINE COOLING SYSTEM

REF FN	PART NUMBER	YR/SN	QTY	DESCRIPTION
1	2852155		2	PARAFUSO Flng, M8 x 1.25 x 80mm
1	2852151		1	PARAFUSO Hex, M8 x 1.25 x 35mm
2	2856455		1	COLECTOR
3	2855894		1	SUPORTE
4	2853133		1	JUNTA 51.5mm ID x 61.5mm OD x 16.5mm Thk
5	4895078		1	TAMPÃO PARA TUBO 1/2"-14
6	2856541		1	TERMÓSTATO ASSY
6A	NSS		1	NO SE VENDE SEPARADO
7	2852473		1	JUNTA 53.62mm ID x 59.72mm OD x 4.01mm Thk

10.406.01	01	p1	1/2017

SISTEMA DE PURGA DE AIRE - SUPORTE

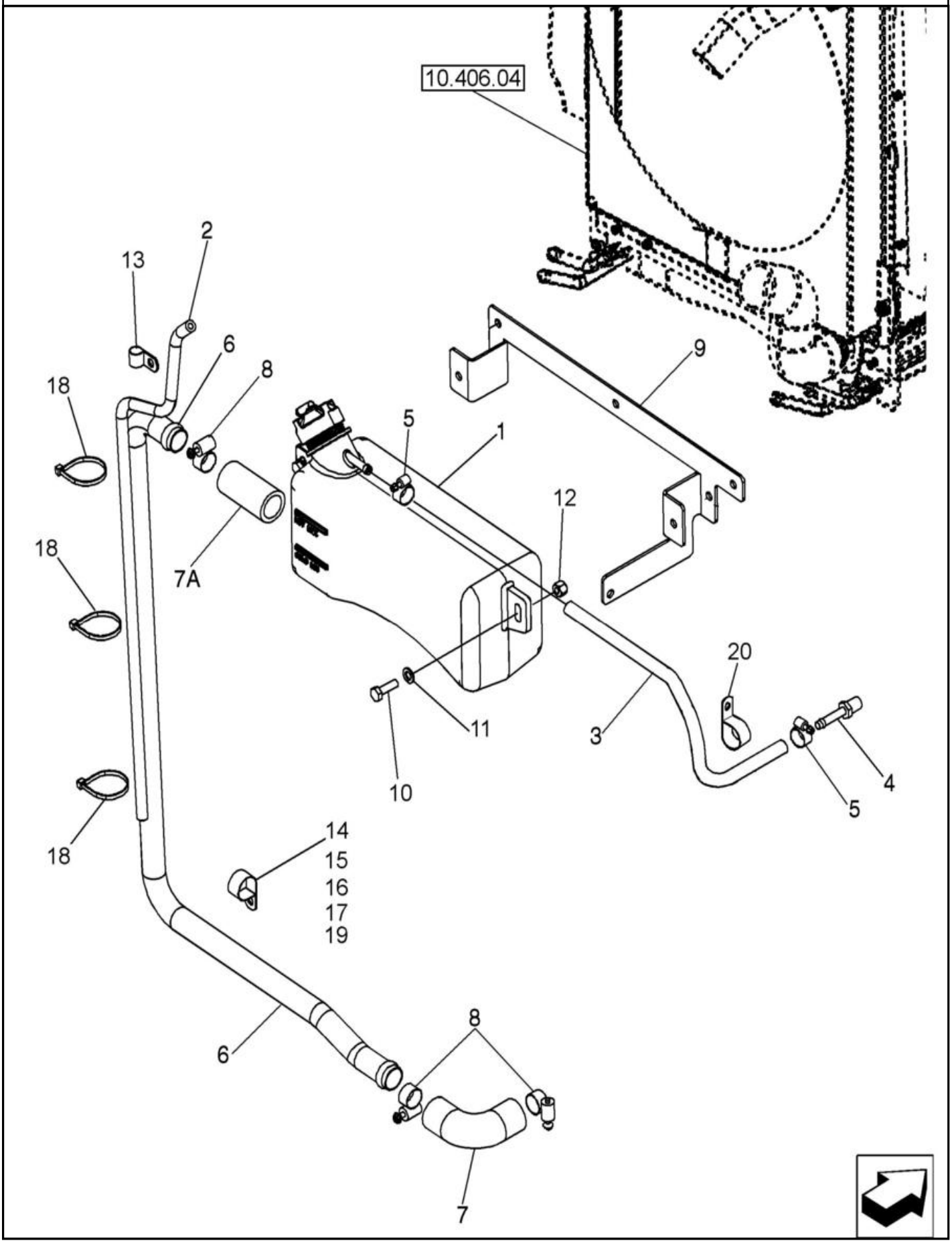

SISTEMA DE PURGA DE AIRE - SUPORTE

REF	FN	PART NUMBER	YR/SN	QTY	DESCRIPTION
1		87674844		1	DEPÓSITO DE VÁCUO 3L Deaeration, 3.0 Liters; Incl 85803019 Cap
		85803019		1	TAMPA DO RADIADOR 13 psi
2		87616934		1	MANGUEIRA 6.35mm ID x 750mm L, SAE 30R6 Overflow
3		87715487		1	MANGUEIRA DO RADIADO 7.90 mm ID x 440.00 mm, SAE J30, SAE 30R6 Or SAE 20 R4 Class D1 Recovery; Reservoir to Tee
4		87301325		1	CONECTOR 5/16" Hose X 1/4" NPTF Beaded
5		214-1704		2	BRACADEIRA MANGUEIRA #04, 0.25" - 0.62", Type M Worm
6		87557237		1	TUBO 1" OD
7		87454376		1	MANGUEIRA 25mm ID, 29.95mm OD, 90 Degree
7A		87367622		1	MANGUEIRA 25.40 mm ID x 60.00 mm, SAE 20R3 CLASS D-1 Or D-2
8		214-1416		4	BRACADEIRA MANGUEIRA #16, 0.81" - 1.5", Type F Worm
9		87632870		1	SUPORTE Bottle Retaining
10		614-8025		7	PARAFUSO Hex, M8 x 1.25 x 25mm, Cl 8.8, Full Thd
11		895-11008		7	ANILHA 9mm ID x 16mm OD x 1.6mm Thk
12		832-10408		7	PORCA M8 x 1.25, Cl 8.8
13		515-22254		1	BRAÇADEIRA 1", Insul, 5/16" Bolt
14		515-22127		1	BRAÇADEIRA 1/2", Insul, 5/16" Bolt
15		614-8040		1	PARAFUSO Hex, M8 x 1.25 x 40mm, Cl 8.8, Full Thd
16		87418360		1	ESPAÇADOR 9.8mm ID x 16mm OD x 16mm W 8 x 16 mm
17		895-11008		1	ANILHA 9mm ID x 16mm OD x 1.6mm Thk
18		L11541		3	BRAÇADEIRA DE CABO 203.2mm L, Nylon CABLE STRAP
19		832-10408		1	PORCA M8 x 1.25, Cl 8.8
20		515-23143		1	BRAÇADEIRA 9/16", Insul, 3/8" Bolt

10.406.04	01	p1	1/2017

RADIADOR - SOPORTE

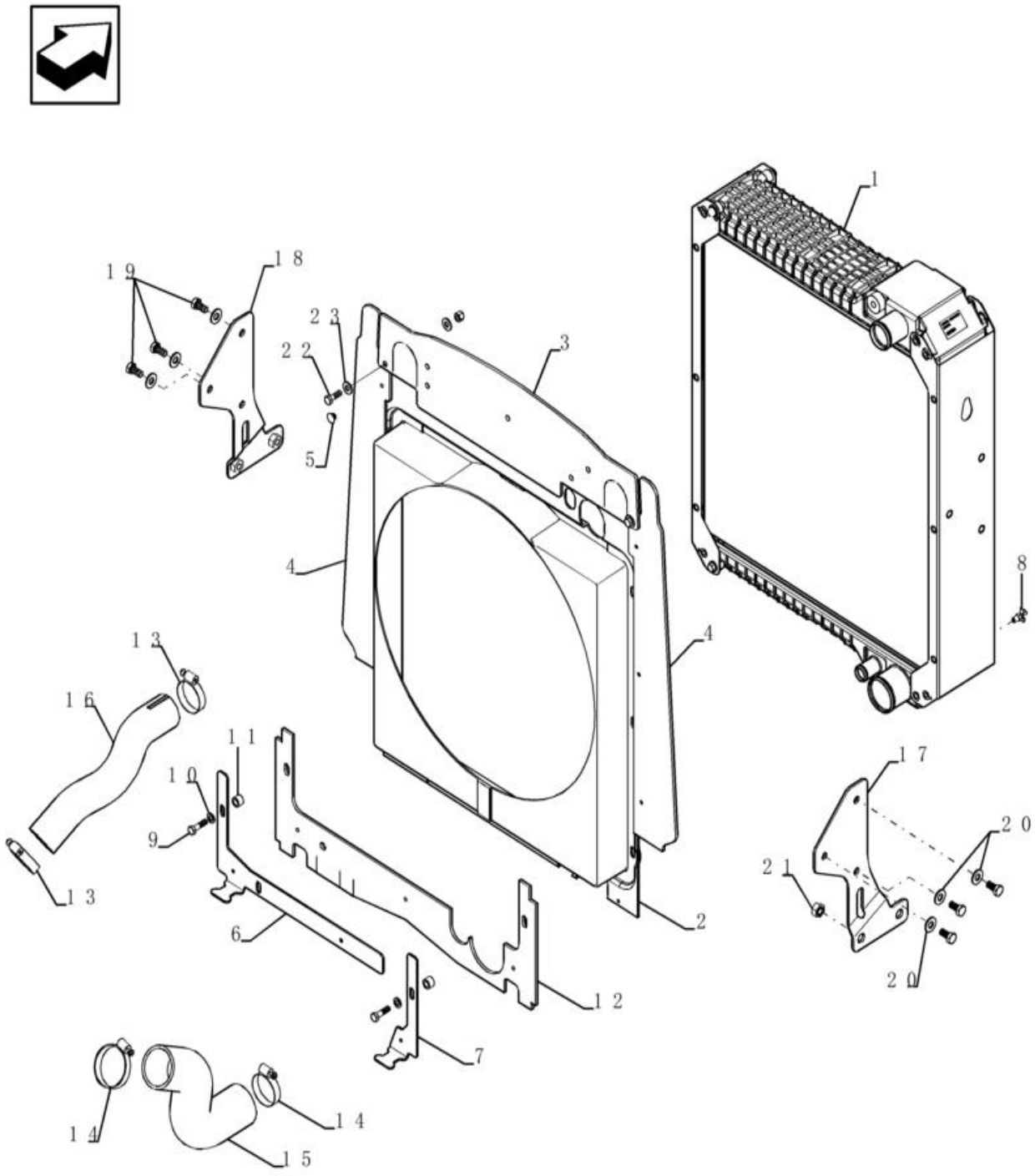

RADIADOR - SOPORTE

REF FN	PART NUMBER	YR/SN	QTY	DESCRIPTION
1	87576643		1	ARREFECEDOR
2	87559003		1	COBERTURA
3	87628324		1	VEDANTE 614mm L
4	87628308		2	ISOLADOR
5	87301355		6	REBITE Pop, 3/16" x .575"
6	87446082		1	PLACA DE FIXAÇÃO 390mm x 195mm x 43mm L
7	87446081		1	PLACA DE FIXAÇÃO 195mm x 62mm x 43mm L
8	76904		1	TORNEIRA
9	614-8030		2	PARAFUSO Hex, M8 x 1.25 x 30mm, Cl 8.8, Full Thd
10	895-11008		6	ANILHA 9mm ID x 16mm OD x 1.6mm Thk
11	407962A1		2	ESPAÇADOR 9.8mm ID x 12.9mm OD x 11mm L
12	87434978		1	ISOLADOR
13	87647029		1	BRACADEIRA MANGUEIRA 40-64mm
14	214-1440		1	BRACADEIRA MANGUEIRA #40, 2.06" - 3", Type F Worm
15	87454378		1	MANGUEIRA DO RADIADO 57.15 mm ID x 217.70 mm, SAE 20R4 CLASS D-1
16	87454377		1	MANGUEIRA GRANDE 45.00 mm ID x 289.50 mm, SAE 20R4 CLASS D-1 HOSE,LARGE
17	87608368		1	BRACKET, SUPPORTING
18	87608370		1	BRACKET, SUPPORTING
19	614-10020		6	PARAFUSO Hex, M10 x 1.5 x 20mm, Cl 8.8, Full Thd
20	895-15010		6	ANILHA 11mm ID x 24mm OD x 2mm Thk
21	832-10408		10	PORCA M8 x 1.25, Cl 8.8
22	614-8025		9	PARAFUSO Hex, M8 x 1.25 x 25mm, Cl 8.8, Full Thd
23	895-15008		16	ANILHA 9mm ID x 20mm OD x 1.6mm Thk

10.406.06	01	p1	1/2017

RADIADOR - REVESTIMENTOS E GUARNIÇÕES

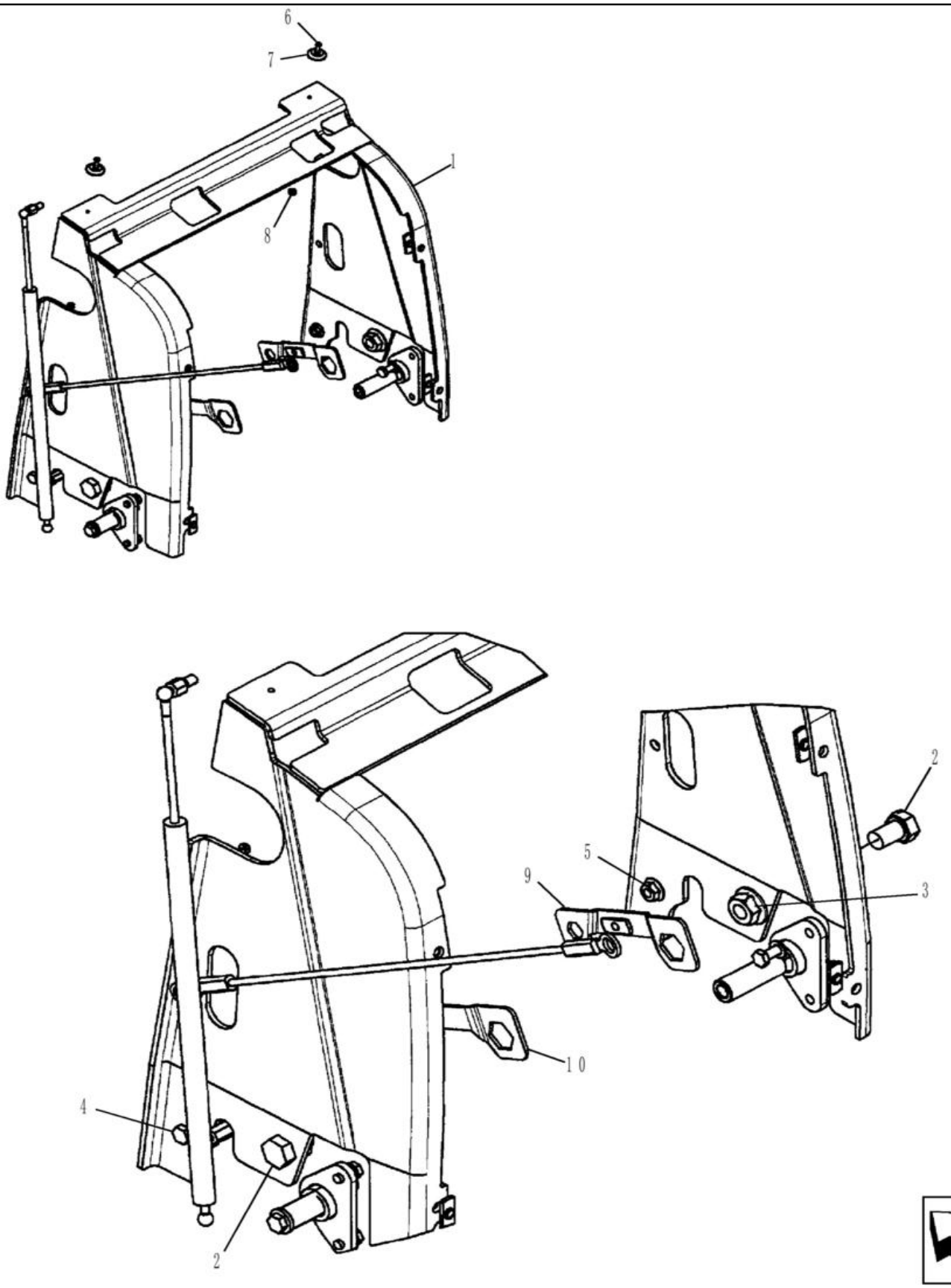

RADIADOR - REVESTIMENTOS E GUARNIÇÕES

REF FN	PART NUMBER	YR/SN	QTY	DESCRIPTION
1	87719412		1	ALOJAMENTO Wrapper
2	614-20030		2	PARAFUSO Hex, M20 x 2.5 x 30mm, Cl 8.8, Full Thd
3	829-2420		2	PORCA FLANGEADA M20 x 2.5, Flg, Cl 10
4	614-12030		2	PARAFUSO Hex, M12 x 1.75 x 30mm, Cl 8.8, Full Thd
5	829-2412		2	PORCA FLANGEADA M12 x 1.75, Flg, Cl 10
6	440-11012		2	PARAFUSO Cross Pan Hd, #10-24 x 3/4"
7	109879A1		2	ESPAÇADOR 5.5mm ID x 30mm OD Hood; Plastic
8	231-14109		2	CONTRAPORCA #10-24, GB
9	87725886		1	RETENTOR
10	87725883		1	RETENTOR

10.408.01	01	p1	1/2017

TROCADOR DE CALOR - MOTOR

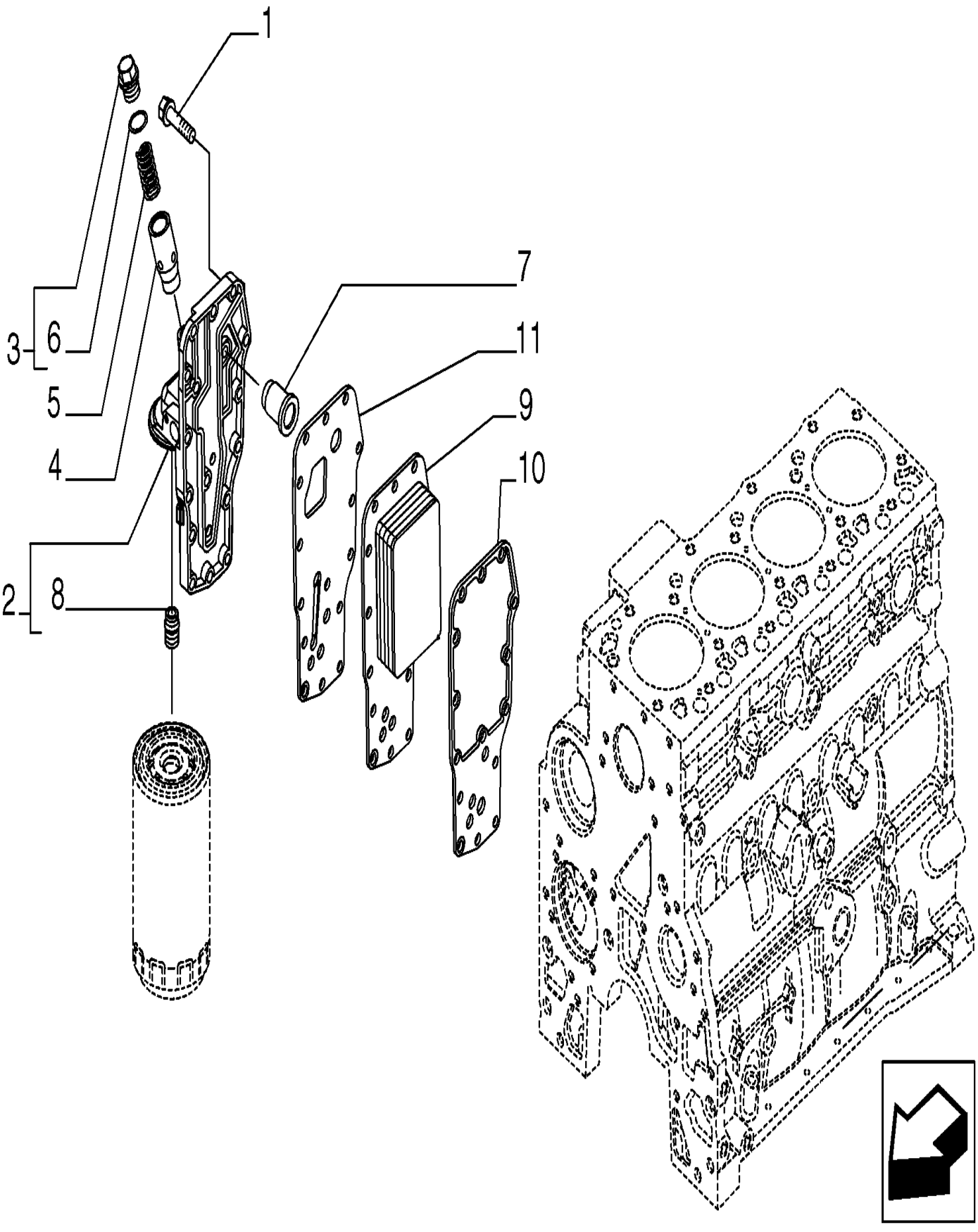

TROCADOR DE CALOR - MOTOR

REF FN	PART NUMBER	YR/SN	QTY	DESCRIPTION
1	4899019		15	PARAFUSO Hex Flg, M8 x 1.25 x 35
	2853782		1	REFRIGERADOR DO ÓLEO Incl 2,4,5,7,8
2	4899643		1	CABEÇA DO FILTRO Incl 8
3	2853781		1	TAMPÃO Hex, M22 x 1.5 ORB
4	4896404		1	ÊMBOLO 10mm ID, 12mm OD, 15.44mm ID, 18.26mm OD
5	4895045		1	MOLA Compression, 14.7mm OD x 66mm L
6	17916280		1	VEDANTE M18.39 ID x 2.69 Thk
7	J936365		1	VALVULA DE ALIVIO
8	4893391		1	ADAPTADOR M24 x 2 x M27 x 2
9	2853722		1	PERMUTADOR DE CALOR
10	2830559		1	JUNTA 0.5mm Thk
11	4896409		1	JUNTA 1.55mm Thk

HEAT EXCHANGER - ENGINE

TIER 3 ENGINE

HEAT EXCHANGER - ENGINE

REF	FN	PART NUMBER	YR/SN	QTY	DESCRIPTION
1		4899019		15	PARAFUSO Hex Flg, M8 x 1.25 x 35
2		2853782		1	REFRIGERADOR DO ÓLEO
2A		NSS		1	NO SE VENDE SEPARADO
3		2853781		1	TAMPÃO Hex, M22 x 1.5 ORB
4		4896404		1	ÊMBOLO 10mm ID, 12mm OD, 15.44mm ID, 18.26mm OD
5		4895045		1	MOLA Compression, 14.7mm OD x 66mm L
7		J936365		1	VALVULA DE ALIVIO
8		4893391		1	ADAPTADOR M24 x 2 x M27 x 2
9		4896406		1	PERMUTADOR DE CALOR
10		2830559		1	JUNTA 0.5mm Thk
11		4896409		1	JUNTA 1.55mm Thk

10.414.01	01	p1	1/2017

HÉLICE DO MOTOR - 7 PÁS

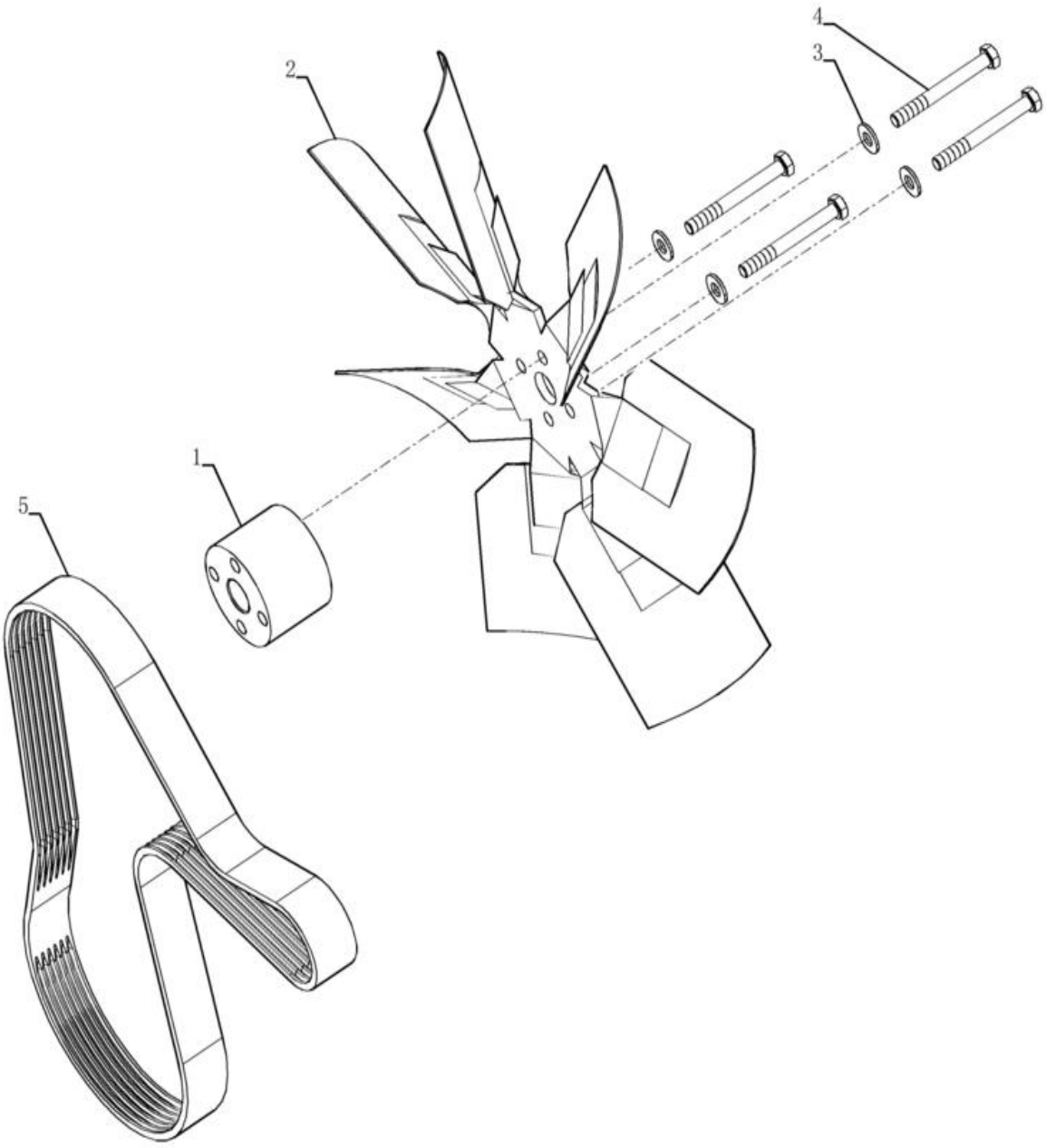

HÉLICE DO MOTOR - 7 PÁS

REF	FN	PART NUMBER	YR/SN	QTY	DESCRIPTION
1		87353191		1	ESPAÇADOR
2	1	185377A1		1	VENTOINHA 7 blade, 499mm, CW rotation
2	2	127181A2		1	VENTOINHA
3		87655046		4	ANILHA ESPECIAL 10.65mm ID x 23mm OD x 2.2mm Thk
4		120074		4	PARAFUSO Hex, M10 x 90, 8.8 Aspirated Engine
5		84278184		1	CORREIA 28.28mm W x 1470mm L, 8 Ribs

(1) Para Motor Turbo

(2) Para Motor Aspirado

10.414.01	02	p1	1/2017

HÉLICE DO MOTOR

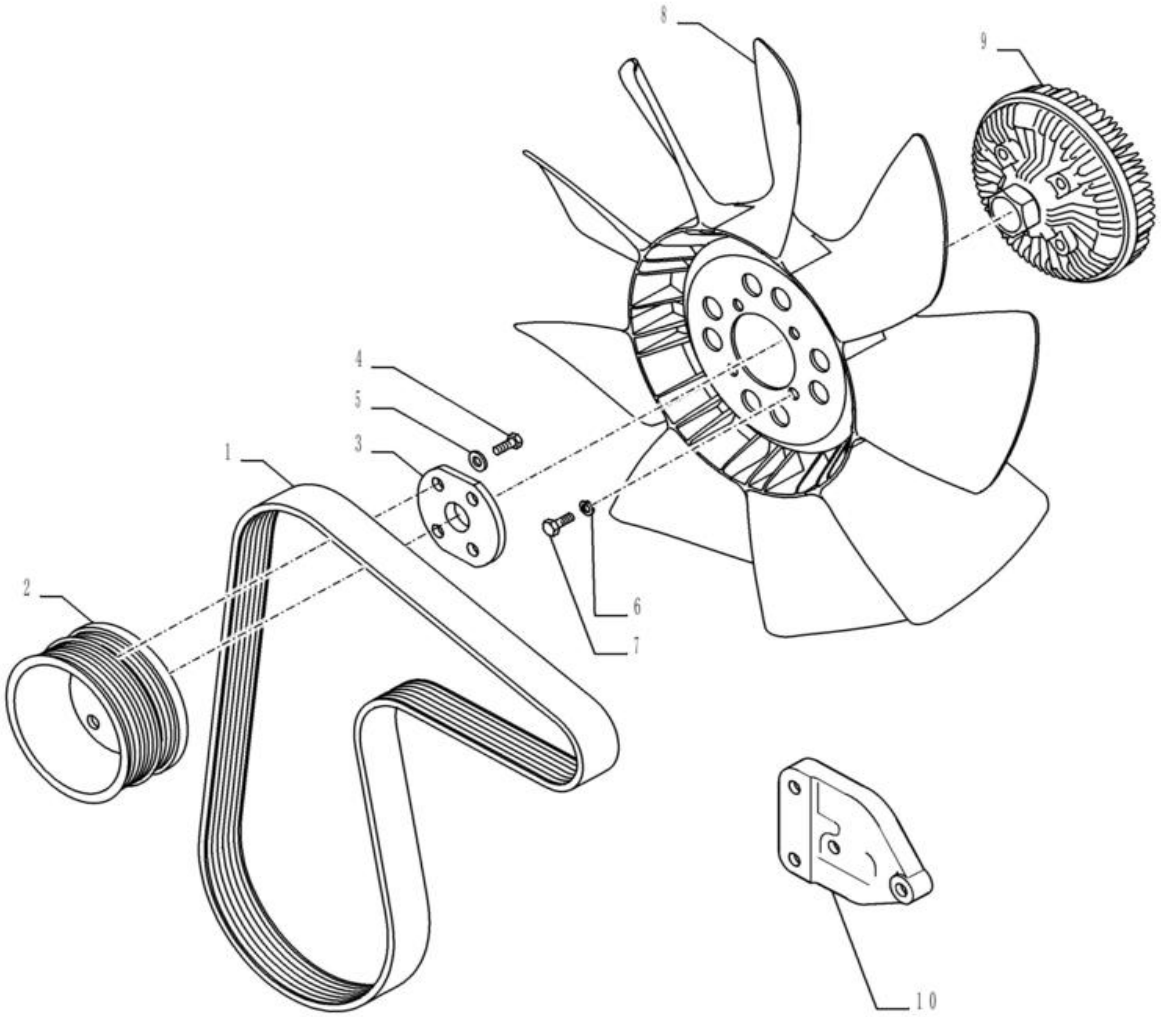

JAN/15

HÉLICE DO MOTOR

REF FN	PART NUMBER	YR/SN	QTY	DESCRIPTION
1	84278184		1	CORREIA 28.28mm W x 1470mm L, 8 Ribs
2	4890343		1	POLIA 130.25mm OD
3	303192A1		1	ADAPTADOR
4	614-10030		4	PARAFUSO Hex, M10 x 1.5 x 30mm, Cl 8.8, Full Thd
5	87655046		4	ANILHA ESPECIAL 10.65mm ID x 23mm OD x 2.2mm Thk
6	892-11008		4	ANILHA DE RETENÇÃO 8mm ID
7	614-8016		4	PARAFUSO Hex, M8 x 1.25 x 16mm, Cl 8.8, Full Thd
8	277800A1		1	VENTOINHA 9 Blades, 500.1mm OD
9	87340008		1	TRANSMISSÃO
10	87442419		1	SUPORTE

10.414.02	01	p1	1/2017

ACIONAMENTO DA HÉLICE E POLIA

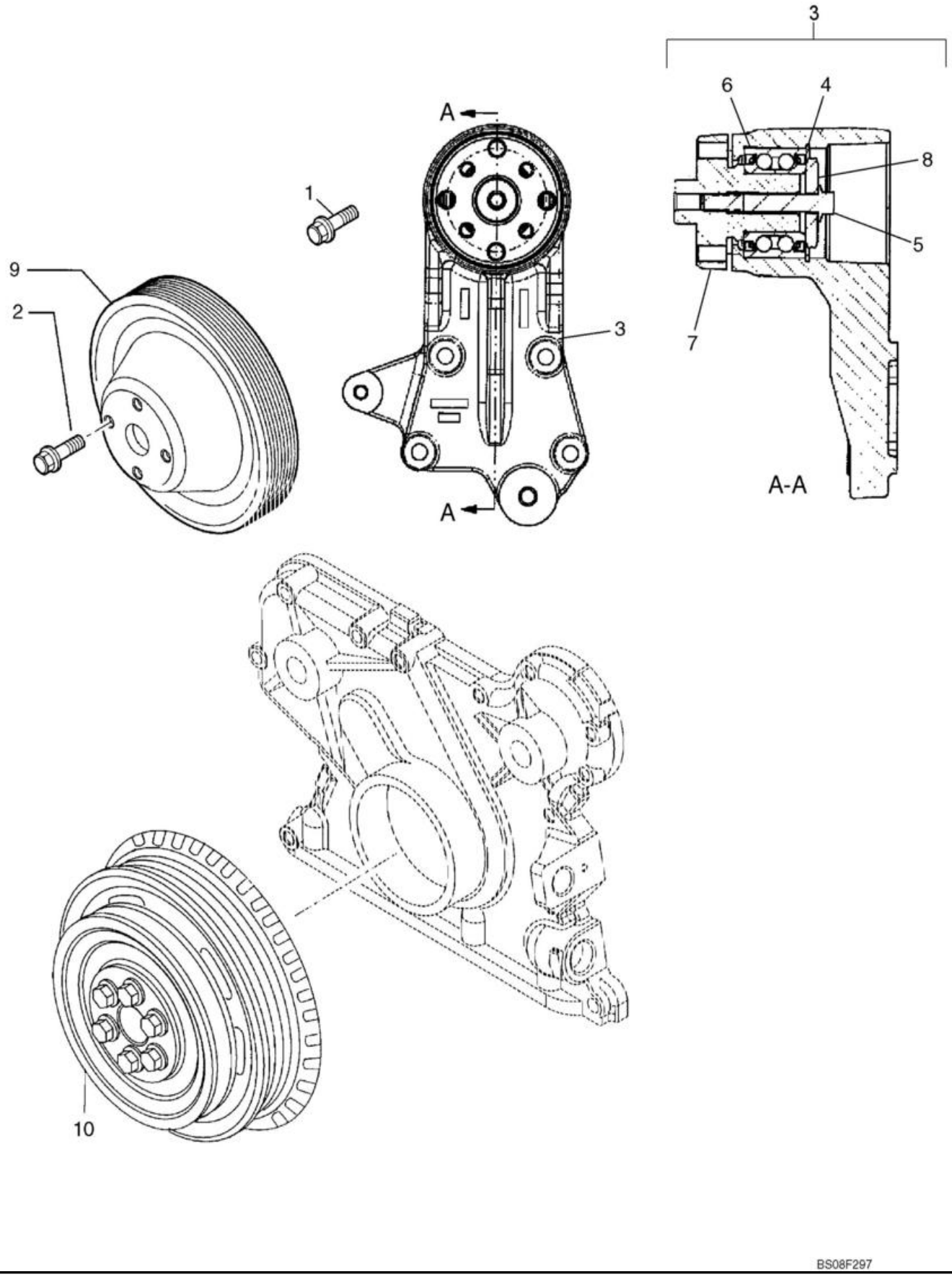

ACIONAMENTO DA HÉLICE E POLIA

REF FN	PART NUMBER	YR/SN	QTY	DESCRIPTION
1	4899053		4	PARAFUSO Hex Flg, M8 x 45 Flange, M8 x 45
2	4899032		4	PARAFUSO Hex Flg, M10 x 1.5 x 25 Stud Bolt, M10 x 25, Replaces 4899032
3	2852170		1	SUPORTE Incl 4 - 8
4	2852171		1	ANEL
5	2852172		1	PARAFUSO Flng, M10 x 1.5 x 70mm
6	2859567		1	ROLAMENTO DE ESFERAS
7	4892426		1	CUBO
8	4890732		1	RETENTOR 11.50mm ID x 52mm OD x 7mm
9	2853010		1	POLIA 158mm OD
10	REF		1	INSTRUÇÃO CRANKSHAFT PULLEY, See Figure 10.402.05

FAN DRIVE

TIER 3 ENGINE

FAN DRIVE

REF FN	PART NUMBER	YR/SN	QTY	DESCRIPTION
1	4899053		4	PARAFUSO Hex Flg, M8 x 45 Assy, Contains Ref. 1A, 5 - 9
2	4895291		4	PARAFUSO Hex Flg, M10 x 1.5 x 20
3	2852170		1	SUPORTE
4	4890343		1	POLIA 130.25mm OD

SECTION INDEX

Transmissão

21.100.01	01	**TRANSMISSÃO - CONJUNTO**
21.104.03	01	**TRANSMISSÃO - 2WD - FILTRO, ÓLEO**
21.104.03	01	**TRANSMISSÃO - 2WD/4WD POWERSHIFT TIPO S, SPS - FILTRO, ÓLEO**
21.104.03	02	**TRANSMISSÃO, 4WD - FILTRO, ÓLEO**
21.109.02	01	**TRANSMISSÃO - SISTEMA DE ARREFECIMENTO**
21.112.01	01	**TRANSMISSÃO, 4WD - CARCAÇA**
21.112.01	02	**TRANSMISSÃO, 2WD - CARCAÇA**
21.112.04	01	**TRANSMISSÃO, SUPORTES - POWERSHIFT**
21.112.04	02	**TRANSMISSÃO - SUPORTES (MODELOS SEM POWERSHIFT)**
21.115.01	01	**TRANSMISSÃO - ALAVANCA DE CONTROLE**
21.133.02	01	**TRANSMISSÃO, 2WD - MECANISMO DE TROCA DE MARCHAS**
21.133.02	02	**TRANSMISSÃO, 4WD - MECANISMO DE TROCA DE MARCHAS**
21.133.02	03	**TRANSMISSÃO, 2WD / 4WD POWERSHIFT TIPO S - MECANISMO DE TROCA DE MARCHAS**
21.134.01	01	**TRANSMISSÃO, 2WD / 4WD POWERSHIFT TIPO S - VÁLVULA, CONTROLE**
21.134.01	02	**TRANSMISSÃO, 4WD - VÁLVULA, COMANDO**
21.134.01	03	**TRANSMISSÃO, 2WD / 4WD POWERSHIFT TIPO S - VÁLVULA, CONTROLE**
21.134.05	01	**TRANSMISSÃO, 4WD - VÁLVULA, SOLENÓIDE**
21.140.01	01	**TRANSMISSÃO, 2WD - EIXO, ENTRADA & TDF**
21.140.01	02	**TRANSMISSÃO - 2WD / 4WD POWERSHIFT - EIXOS, ENTRADA & TDF**
21.154.01	01	**TRANSMISSÃO, 2WD - BOMBA, ÓLEO**
21.154.01	02	**TRANSMISSÃO, 4WD - BOMBA, ÓLEO**
21.154.01	03	**TRANSMISSÃO - 2WD / 4WD POWERSHIFT - BOMBA, ÓLEO**
21.154.02	01	**TRANSMISSÃO, 2WD - EIXO, RÉ & PRIMÁRIO**
21.154.02	02	**TRANSMISSÃO, 4WD - EIXO, RÉ & PRIMÁRIO**
21.154.02	03	**TRANSMISSÃO, 2WD/4WD - EIXO, RÉ & PRIMÁRIO**
21.154.03	02	**TRANSMISSÃO, 4WD - EIXO, SAÍDA**
21.154.03	03	**TRANSMISSÃO, 4WD POWERSHIFT - EIXO, SAÍDA**
21.154.09	01	**TRANSMISSÃO, 2WD - EIXO, SECUNDÁRIO**
21.154.09	02	**TRANSMISSÃO, 4WD - EIXO, SECUNDÁRIO**
21.154.09	03	**TRANSMISSÃO, 2WD / 4WD POWERSHIFT - EIXO, SECUNDÁRIO**
21.300.01	01	**ÁRVORE DE TRANSMISSÃO - EIXO TRASEIRO**

21.100.01	01	p1	1/2017

TRANSMISSÃO - CONJUNTO

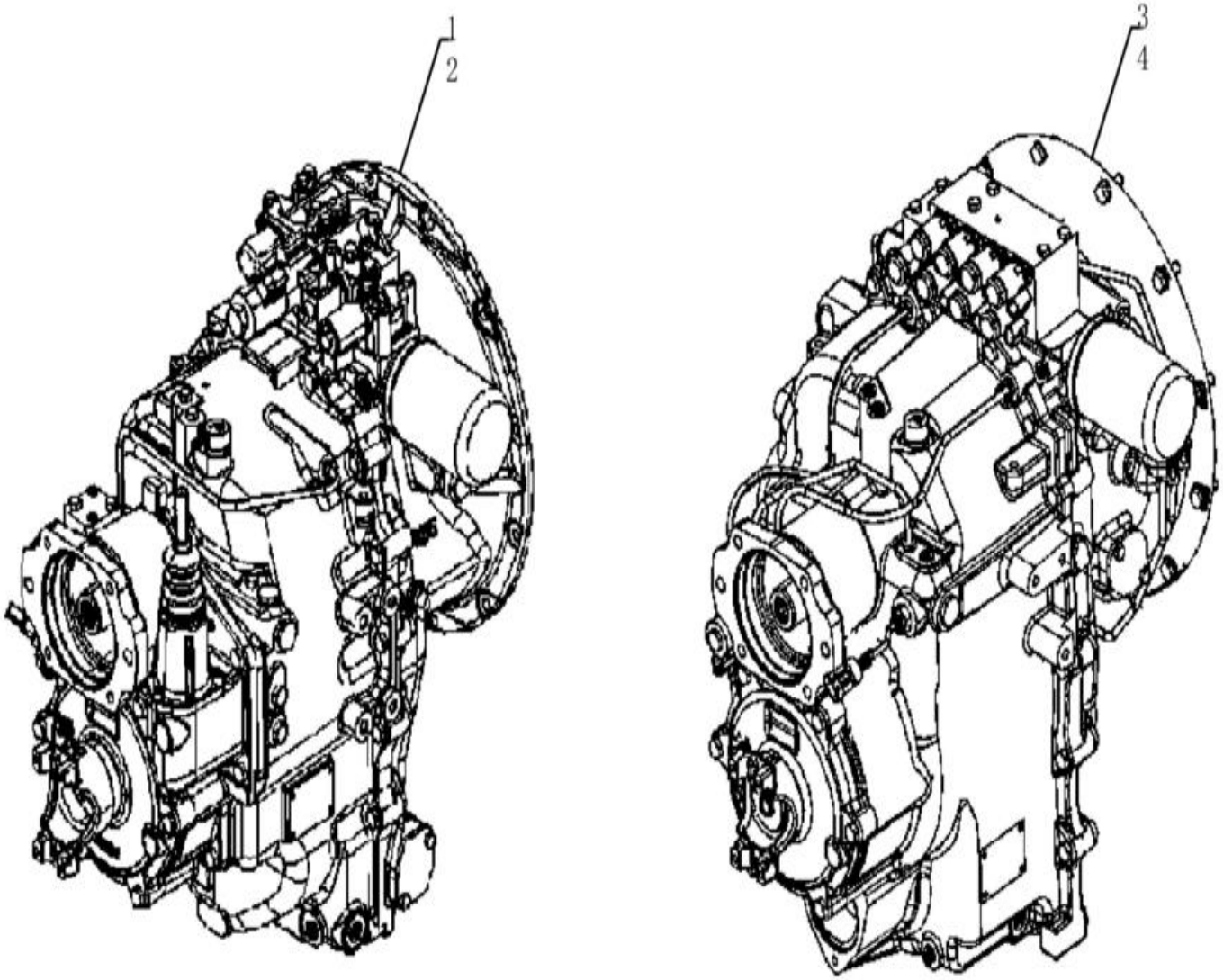

TRANSMISSÃO - CONJUNTO

REF FN	PART NUMBER	YR/SN	QTY	DESCRIPTION
1	87395300		1	TRANSMISSÃO Standard 2WD
1	87395300R		1	TRANSMISSAO RECUPERA
1	87395300C		1	TRANSMISSAO A RENOVA Return Number
2	87395301		1	TRANSMISSÃO Standard 4WD
2	87395301R		1	TRANSMISSAO RECUPERA
2	87395301C		1	TRANSMISSAO A RENOVA Return Number
3	84327511		1	TRANSMISSÃO Powershift S type 2WD
3	84327511R		1	TRANSMISSAO RECUPERA
3	84327511C		1	TRANSMISSAO A RENOVA Return Number
4	84327512		1	TRANSMISSÃO Powershift S type 4WD
4	84327512R		1	TRANSMISSAO RECUPERA
4	84327512C		1	TRANSMISSAO A RENOVA Return Number

21.104.03	01	p1	1/2017

TRANSMISSÃO - 2WD - FILTRO, ÓLEO

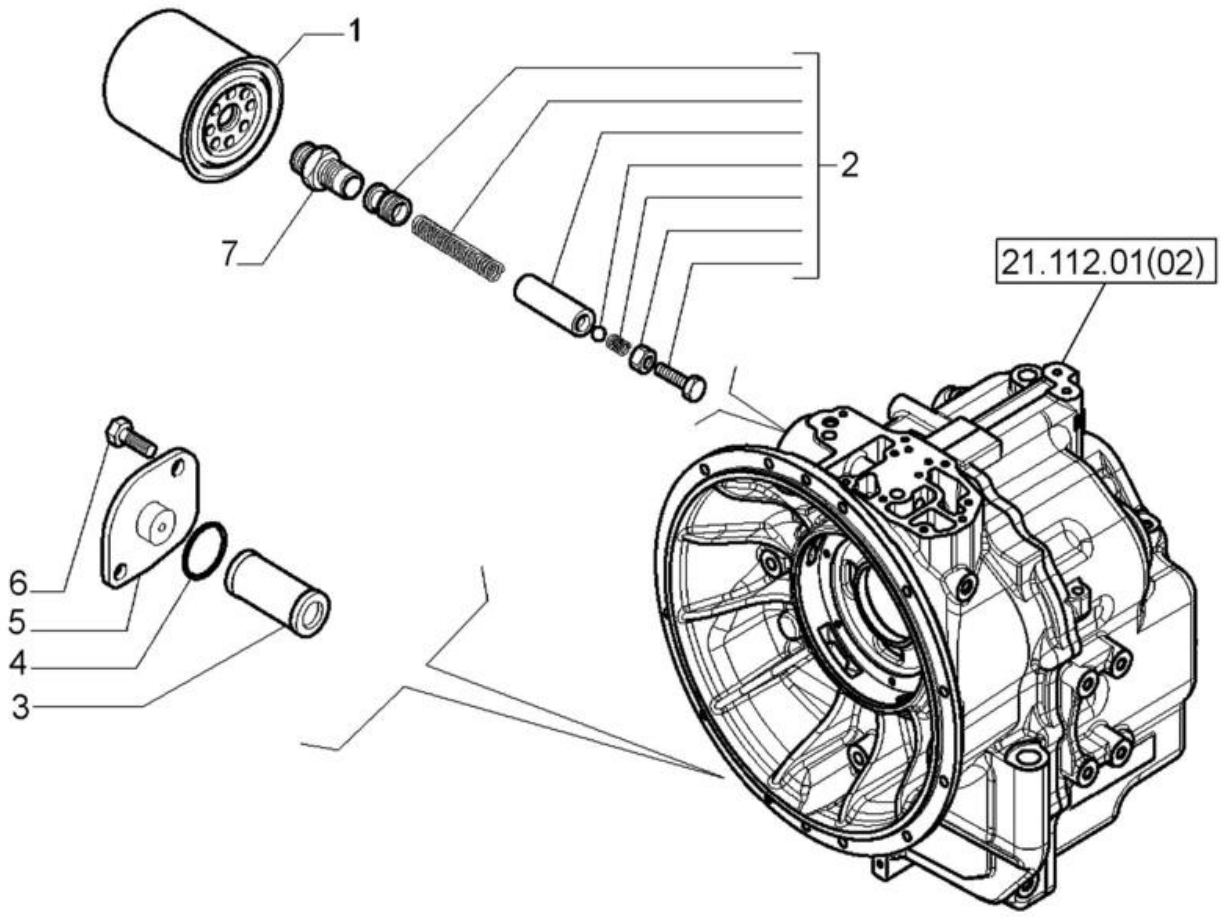

TRANSMISSÃO - 2WD - FILTRO, ÓLEO

REF FN	PART NUMBER	YR/SN	QTY	DESCRIPTION
	87395300		1	TRANSMISSÃO Two Wheel Drive, Incl 1 - 7
	87395300R		1	TRANSMISSAO RECUPERA Reman 2WD
	87395300C		1	TRANSMISSAO A RENOVA Return Number
1	254686A2		1	FILTRO Spin-on, 13/16” – 16, 97mm OD x 151.6mm L Oil
2	181274A1		1	KIT DE REPARAÇÃO Valve
3	278534A1		1	FILTRO TELA Oil
4	100748A1		1	O-RING 1.421" ID x 1.699" OD x 0.139"
5	181219A1		1	COBERTURA
6	614-8018		2	PARAFUSO Hex, M8 x 1.25 x 18mm, Cl 8.8, Full Thd
7	181202A1		1	CONECTOR

21.104.03	01	p1	1/2017

TRANSMISSÃO - 2WD/4WD POWERSHIFT TIPO S, SPS - FILTRO, ÓLEO

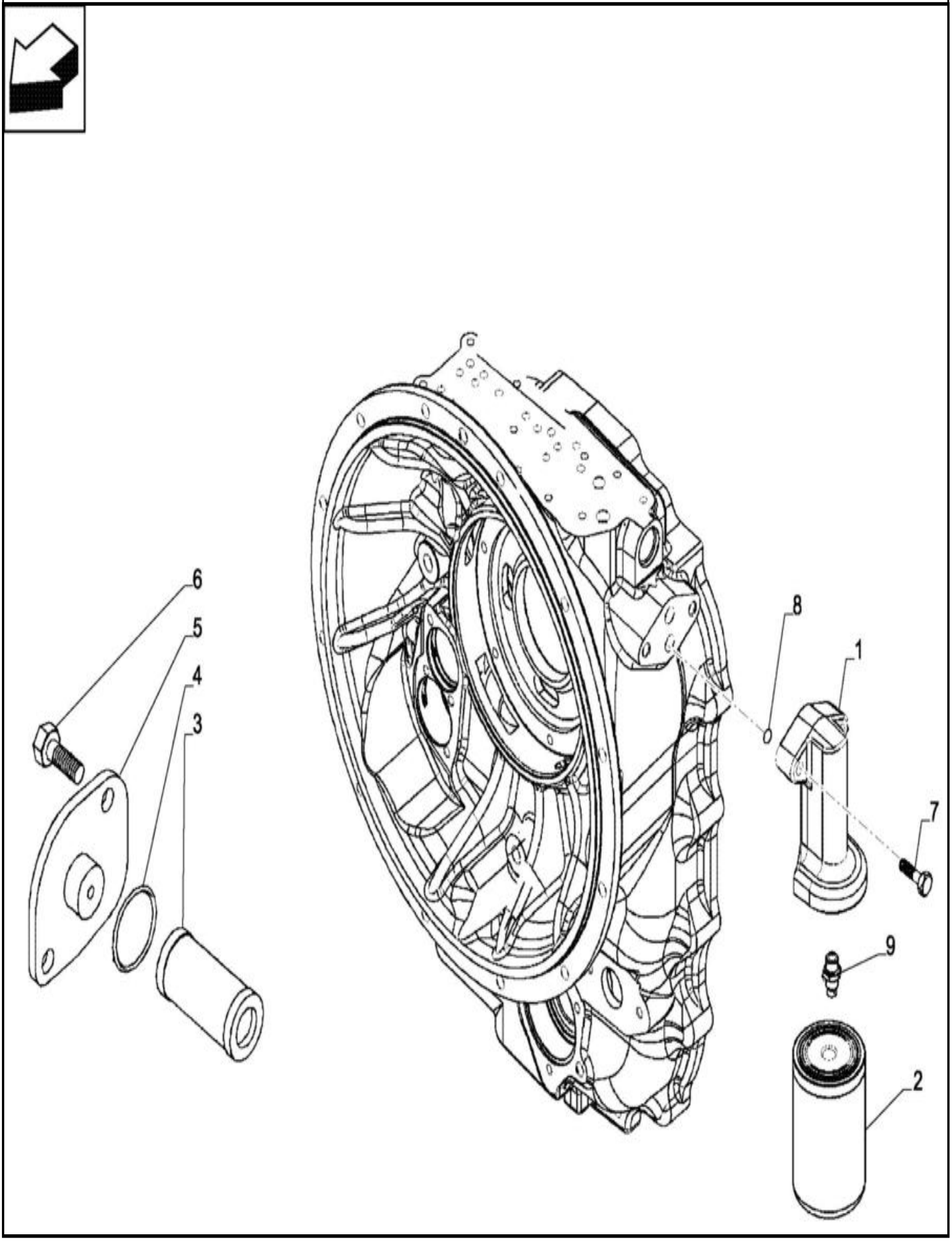

TRANSMISSÃO - 2WD/4WD POWERSHIFT TIPO S, SPS - FILTRO, ÓLEO

REF	FN	PART NUMBER	YR/SN	QTY	DESCRIPTION
1		84336851		1	CABEÇA DO FILTRO
2		254686A2		1	FILTRO Spin-on, 13/16” – 16, 97mm OD x 151.6mm L
3		278534A1		1	FILTRO TELA
4		100748A1		1	O-RING 1.421" ID x 1.699" OD x 0.139"
5		84301332		1	COBERTURA
6		120104		2	PARAFUSO Hex, M8 x 1.25 x 20mm, Cl 8.8
7		814-10045		2	PARAFUSO Hex, M10 x 1.5 x 45mm, Cl 8.8
8		181141A1		2	O-RING 17.12mm ID x 2.62mm Width
9		181202A1		1	CONECTOR

21.104.03	02	p1	1/2017

TRANSMISSÃO, 4WD - FILTRO, ÓLEO

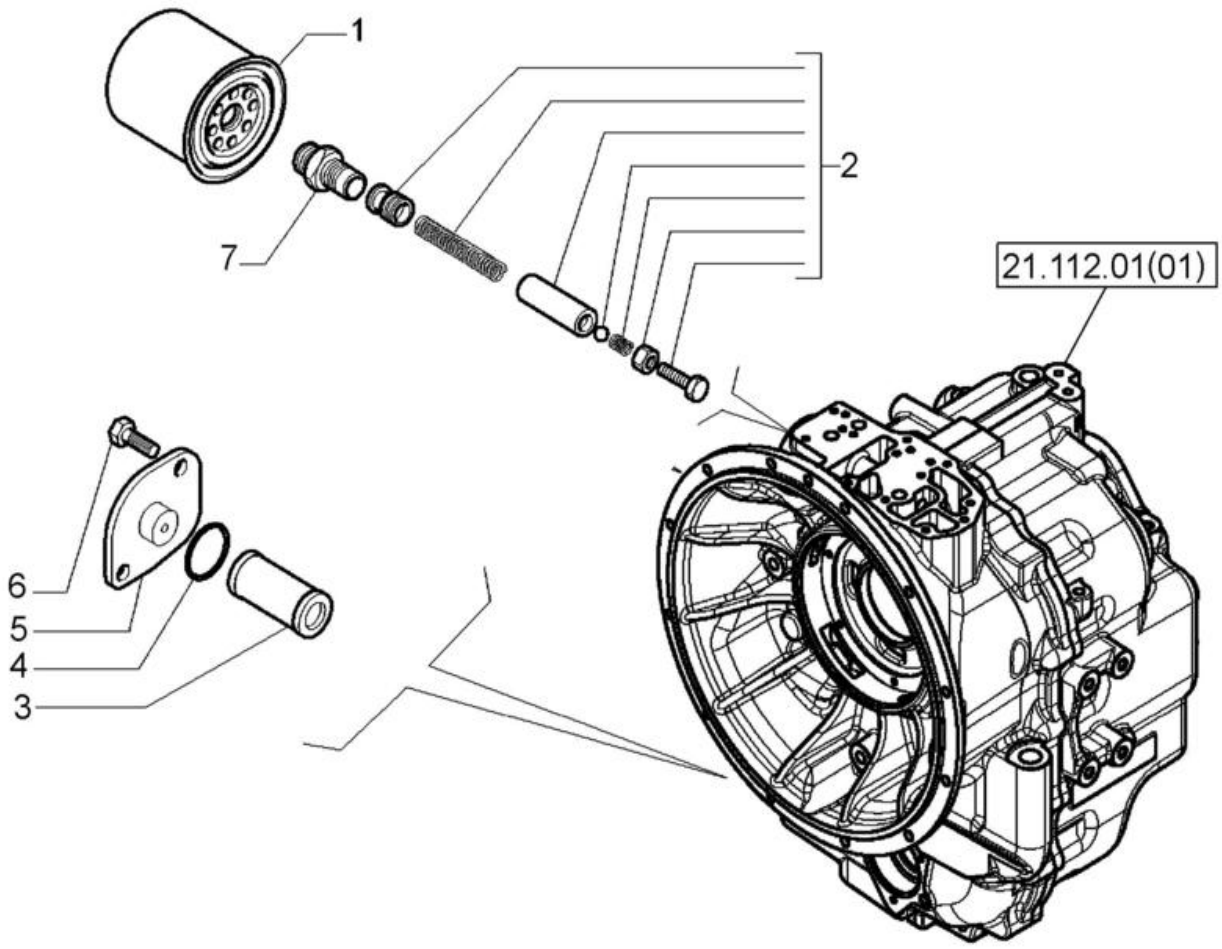

TRANSMISSÃO, 4WD - FILTRO, ÓLEO

REF FN	PART NUMBER	YR/SN	QTY	DESCRIPTION
	87395301		1	TRANSMISSÃO Four Wheel Drive, Incl 1 - 7
	87395301R		1	TRANSMISSAO RECUPERA Reman for New PN 87395301
	87395301C		1	TRANSMISSAO A RENOVA Return Number
1	254686A2		1	FILTRO Spin-on, 13/16” – 16, 97mm OD x 151.6mm L Oil
2	181274A1		1	KIT DE REPARAÇÃO Valve
3	278534A1		1	FILTRO TELA Oil
4	100748A1		1	O-RING 1.421" ID x 1.699" OD x 0.139"
5	181219A1		1	COBERTURA
6	614-8018		2	PARAFUSO Hex, M8 x 1.25 x 18mm, Cl 8.8, Full Thd
7	181202A1		1	CONECTOR

21.109.02	01	p1	1/2017

TRANSMISSÃO - SISTEMA DE ARREFECIMENTO

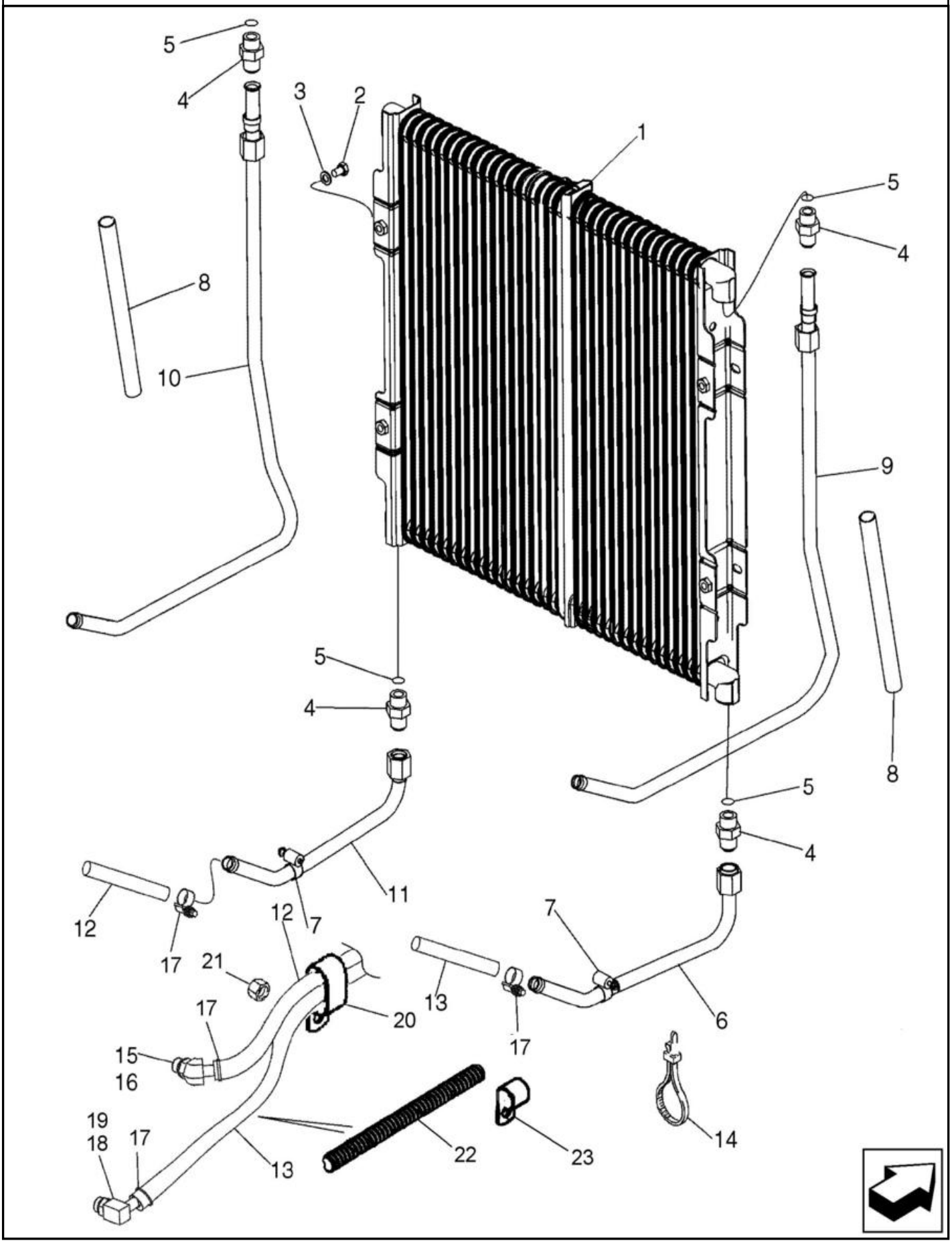

TRANSMISSÃO - SISTEMA DE ARREFECIMENTO

REF FN	PART NUMBER	YR/SN	QTY	DESCRIPTION
1	87441876		1	REFRIGERADOR DO ÓLEO Hydraulic
2	614-8012		4	PARAFUSO Hex, M8 x 1.25 x 12mm, Cl 8.8, Full Thd
3	895-11008		4	ANILHA 9mm ID x 16mm OD x 1.6mm Thk
4	218-5062		4	CONECTOR HID. 7/8"-14, 37 Degree x 7/8"-14, O-Ring Incl 5
5	237-6010		1	O-RING 0.097" Thk x 0.755" ID, -910, Cl 6, 90 Duro
6	87435078		1	TUBO 15.875 mm OD x 315 mm L Lower Right-Hand
7	214-1412		2	BRACADEIRA MANGUEIRA #12, 0.69" - 1.25", Type F Worm
8	87311219		2	PROTETOR DE MANGUEIR 16.80 mm ID x 250.00 mm Sleeve
9	87435076		1	TUBO 15.875 mm OD x 584, 362 mm L Right-Hand Upper Cooler
10	87435080		1	TUBO 15.875 mm OD x 584, 362 mm L Left-Hand Upper Cooler
11	87435082		1	TUBO 15.875 mm OD x 315, 64 mm L Left-Hand Lower
12	87422597		1	MANGUEIRA 15.88mm ID x 975mm L, SAE 100R6 975 mm (38-13/32 in), Transmission to Cooler Inlet
13	87422598		1	MANGUEIRA 15.88mm ID x 1225mm L, SAE 100R6 Cooler Outlet to Transmission
14	L11541		1	BRAÇADEIRA DE CABO 203.2mm L, Nylon CABLE STRAP
15	217-314		1	CONECTOR 45 Degree Elbow, 5/8" Hose Barb x 7/8" - 14 Male ORB Incl 16
16	237-6010		1	O-RING 0.097" Thk x 0.755" ID, -910, Cl 6, 90 Duro
17	328186A1		4	BRACADEIRA MANGUEIRA
18	217-349		1	COTOVELO 90 Degree Elbow, 5/8" Hose Barb x 7/8" - 14 Male ORB Incl 19; Used on Models with 2WD or 4WD Transmissions

21.109.02	01	p2	1/2017

TRANSMISSÃO - SISTEMA DE ARREFECIMENTO

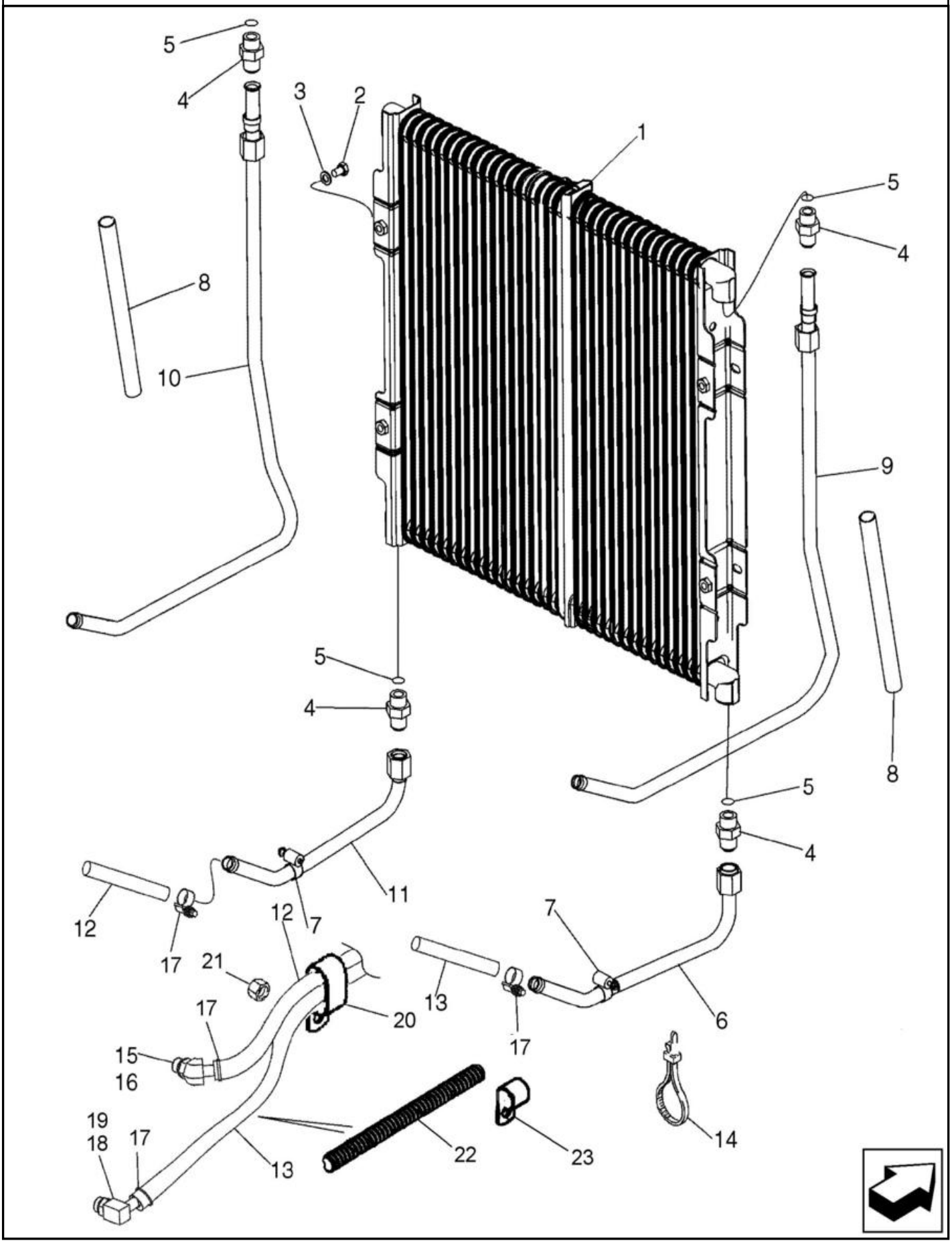

TRANSMISSÃO - SISTEMA DE ARREFECIMENTO

REF FN	PART NUMBER	YR/SN	QTY	DESCRIPTION
18A	87721671		1	TÊ 1/2"-14 x 7/8"-14 ORB x 5/8 Hose Incl 19; Used on Models With 4WD Powershift Transmission; Not Illustrated
19	167269		1	O-RING 0.097" Thk x 0.755" ID, -910, Cl 6, 90 Duro
20	D39696		1	BRAÇADEIRA 25.40mm - 13.49mm Bolt, CTD Double P
21	829-1410		1	PORCA M10 x 1.5, Cl 10.9
22	D132982		1	PALHETA 26.87mm ID x 400mm L
23	515-25190		2	BRAÇADEIRA 3/4", Insul, 1/2" Bolt

21.112.01	01	p1	1/2017

TRANSMISSÃO, 4WD - CARCAÇA

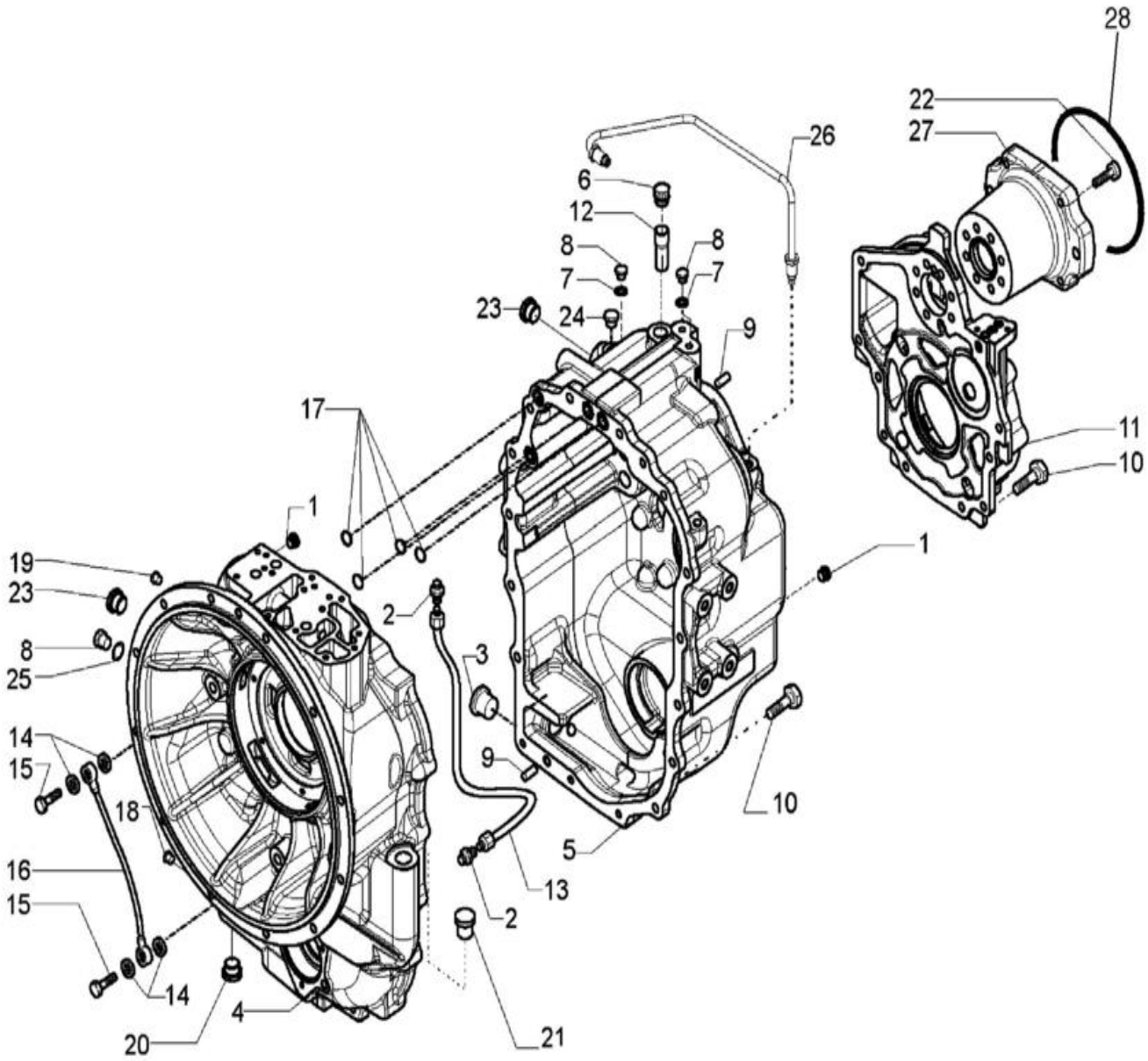

TRANSMISSÃO, 4WD - CARCAÇA

REF FN	PART NUMBER	YR/SN	QTY	DESCRIPTION
	87395301		1	TRANSMISSÃO Four Wheel Drive, Incl 1 - 28
	87395301R		1	TRANSMISSAO RECUPERA Reman for New PN 87395301
	87395301C		1	TRANSMISSAO A RENOVA Return Number
1	E135809		2	TAMPÃO 9/16
2	218-1023		2	CONECTOR HID. 1/2"-20, 37 Degree x 1/4"-18, NPTF
3	100557A1		1	BUJÃO DE DESCARGA M30 x 2 M30 x 2; Incl 238-6121 O-Ring
	238-6121		1	O-RING 0.103" Thk x 1.049" ID, -121, Cl 6, 90 Duro
4	87701053		1	CAIXA DE TRANSMISSÃO Front
5	87701777		1	CAIXA DE TRANSMISSÃO Rear
6	1530028C1		1	RESPIRADOURO
7	934667R1		4	ANEL VEDADOR M10 x 14 x 1
8	181100A1		4	TAMPÃO 1/8 CAS x 8
9	K260177		3	PERNO 10 x 25
10	614-10030		21	PARAFUSO Hex, M10 x 1.5 x 30mm, Cl 8.8, Full Thd
11	87701257		1	COBERTURA
12	310772A1		1	TUBO DE VENTILAÇÃO 18 mm OD, 42 mm Length Breather
13	181176A1		1	TUBO Oil Tube
14	181105A1		4	ANILHA DE VEDAÇÃO 14mm ID x 20mm OD x 1.5mm Thk
15	181179A1		2	PARAFUSO DE LIGAÇÃO M14 x 1.5
16	181232A1		1	TUBO Lubrication
17	181141A1		4	O-RING 17.12mm ID x 2.62mm Width
18	87702570		1	TAMPÃO 7mm OD
19	181101A1		1	TAMPÃO M14 x 1.5 M14 x 1.5
20	239606A1		1	TAMPÃO
21	NSS		1	NO SE VENDE SEPARADO PLUG, Shipping Plug, Incl in 4
22	87701258		7	PARAFUSO M10 x 1.5 x 45mm L M10 x 45
23	NSS		1	NO SE VENDE SEPARADO PLUG, Shipping Plug, Incl in 4,5
24	NSS		1	NO SE VENDE SEPARADO PLUG, Shipping Plug, Incl in 5

21.112.01	01	p2	1/2017

TRANSMISSÃO, 4WD - CARCAÇA

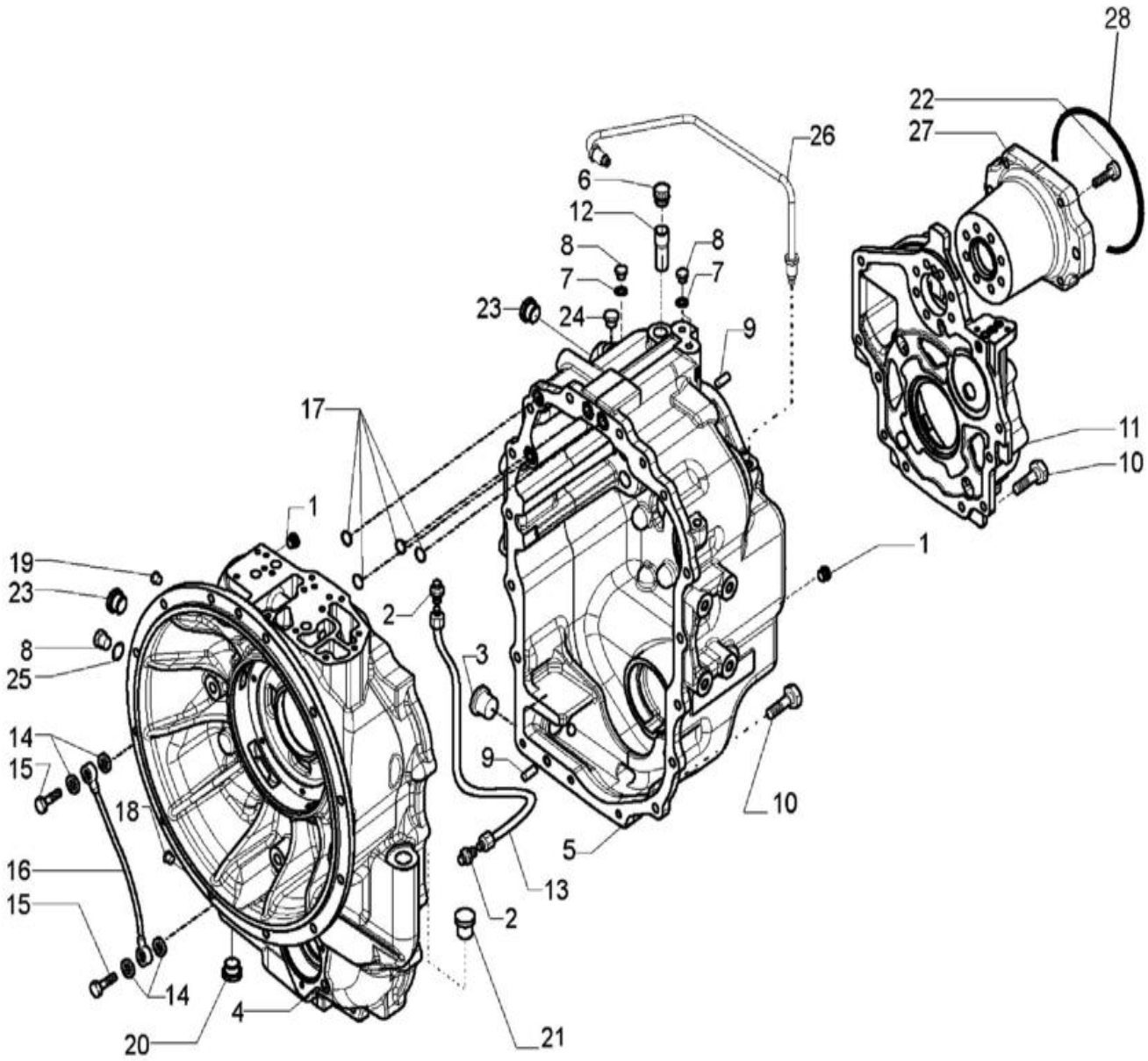

TRANSMISSÃO, 4WD - CARCAÇA

REF FN	PART NUMBER	YR/SN	QTY	DESCRIPTION
25	87429985		1	ANILHA DE VEDAÇÃO 10mm ID x 18mm OD x 1.5mm Thk 10 x 18 x 1.5 mm
26	87701270		1	TUBO DE ENCHIMENTO Oil Tube
27	87701269		1	FLANGE PTO
28	87429982		1	O-RING Pump Mounting

21.112.01	02	p1	1/2017

TRANSMISSÃO, 2WD - CARCAÇA

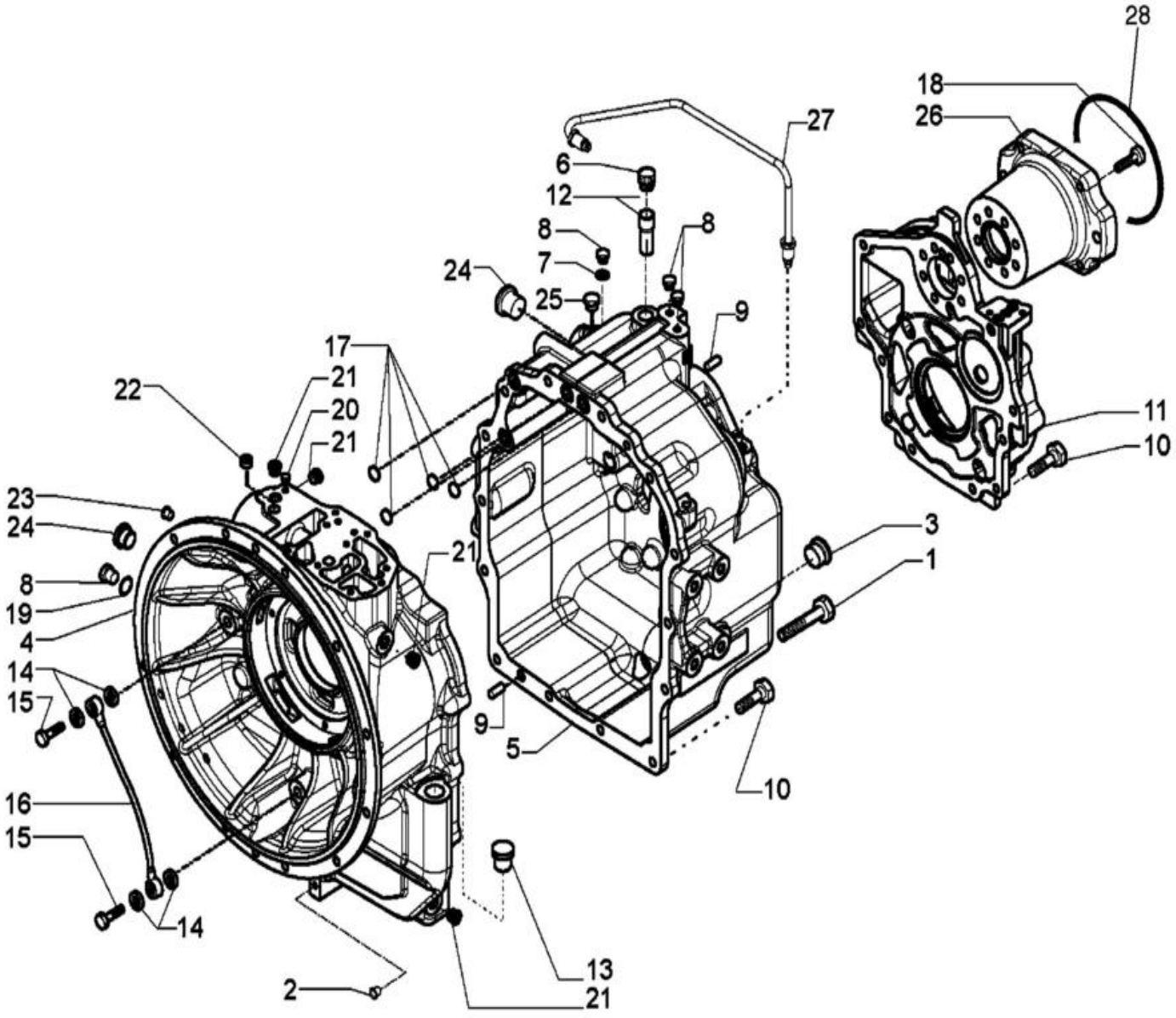

TRANSMISSÃO, 2WD - CARCAÇA

REF FN	PART NUMBER	YR/SN	QTY	DESCRIPTION
	87395300		1	TRANSMISSÃO Two Wheel Drive, Incl 1 - 28
	87395300R		1	TRANSMISSAO RECUPERA Reman 2WD
	87395300C		1	TRANSMISSAO A RENOVA Return Number
1	814-10150		2	PARAFUSO Hex, M10 x 1.5 x 150mm, Cl 8.8
2	NSS		1	NO SE VENDE SEPARADO PLUG, Shipping Plug, Incl in 4
3	100557A1		1	BUJÃO DE DESCARGA M30 x 2 M30 x 2; Incl 238-6121 O-Ring
	238-6121		1	O-RING 0.103" Thk x 1.049" ID, -121, Cl 6, 90 Duro
4	87701253		1	CAIXA DE TRANSMISSÃO Front
5	87701255		1	CAIXA DE TRANSMISSÃO Rear
6	1530028C1		1	RESPIRADOURO
7	934667R1		3	ANEL VEDADOR M10 x 14 x 1
8	181100A1		4	TAMPÃO 1/8 CAS x 8
9	K260177		3	PERNO 10 x 25
10	614-10030		17	PARAFUSO Hex, M10 x 1.5 x 30mm, Cl 8.8, Full Thd
11	87701257		1	COBERTURA
12	310772A1		1	TUBO DE VENTILAÇÃO 18 mm OD, 42 mm Length Breather
13	NSS		1	NO SE VENDE SEPARADO PLUG, Shipping Plug, Incl in 4
14	181105A1		4	ANILHA DE VEDAÇÃO 14mm ID x 20mm OD x 1.5mm Thk
15	181179A1		2	PARAFUSO DE LIGAÇÃO M14 x 1.5
16	181232A1		1	TUBO Lubrication
17	181141A1		4	O-RING 17.12mm ID x 2.62mm Width
18	87701258		7	PARAFUSO M10 x 1.5 x 45mm L M10 x 45
19	87429985		1	ANILHA DE VEDAÇÃO 10mm ID x 18mm OD x 1.5mm Thk 10 x 18 x 1.5 mm
20	87702570		1	TAMPÃO 7mm OD
21	E135809		4	TAMPÃO 9/16
22	87701260		1	TAMPÃO M16 x 1.5 M16 x 1.5
23	181101A1		1	TAMPÃO M14 x 1.5 M14 x 1.5
24	NSS		1	NO SE VENDE SEPARADO PLUG, Shipping Plug, Incl in 4,5

21.112.01	02	p2	1/2017

TRANSMISSÃO, 2WD - CARCAÇA

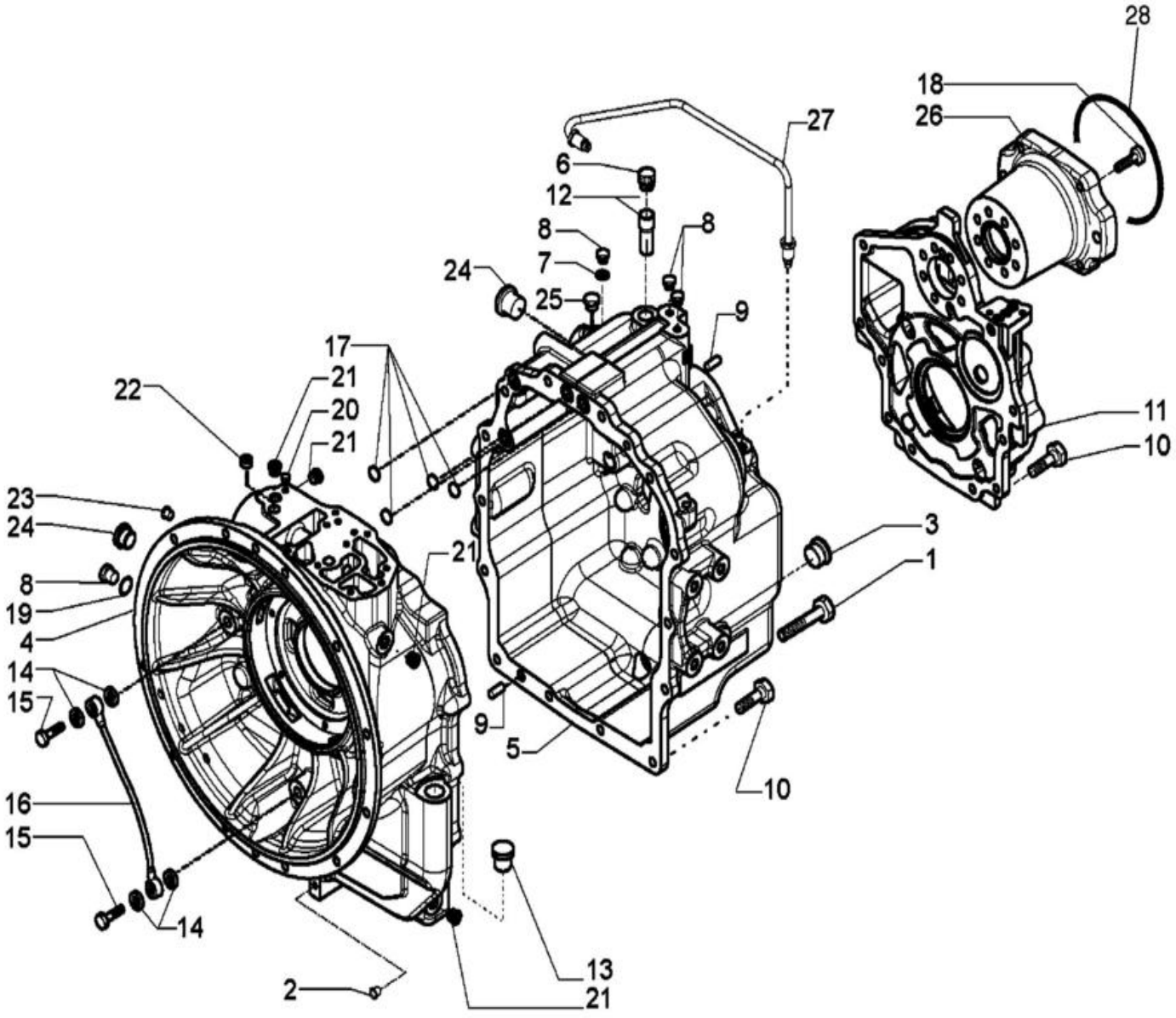

TRANSMISSÃO, 2WD - CARCAÇA

REF FN	PART NUMBER	YR/SN	QTY	DESCRIPTION
25	NSS		1	NO SE VENDE SEPARADO PLUG, Shipping Plug, Incl in 5
26	87701269		1	FLANGE PTO
27	87701270		1	TUBO DE ENCHIMENTO Oil Tube
28	87429982		1	O-RING Pump Mounting

21.112.04	01	p1	1/2017

TRANSMISSÃO, SUPORTES - POWERSHIFT

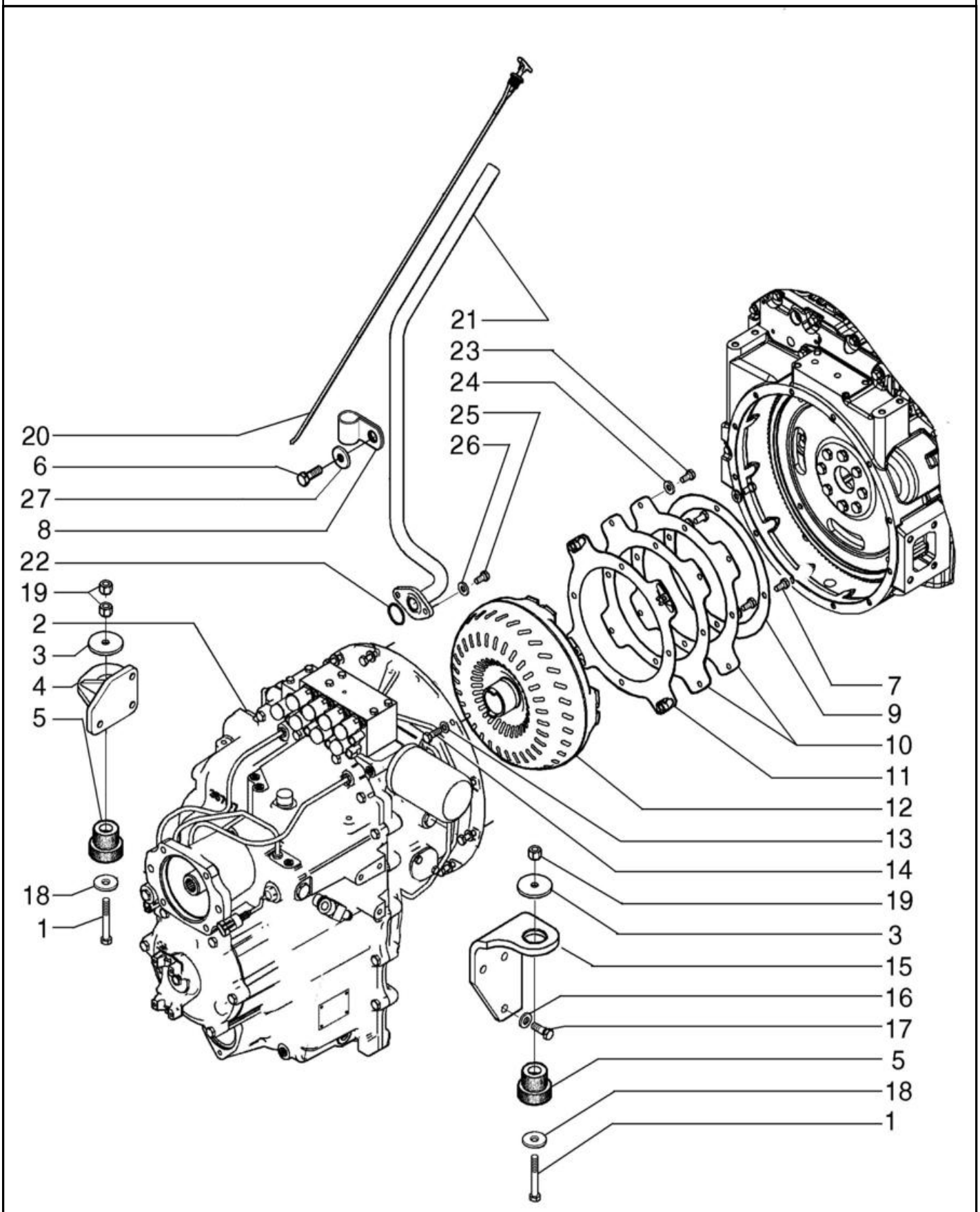

TRANSMISSÃO, SUPORTES - POWERSHIFT

REF FN	PART NUMBER	YR/SN	QTY	DESCRIPTION
1	814-12080		2	PARAFUSO Hex, M12 x 1.75 x 80mm, Cl 8.8 Upper
2	84327511		1	TRANSMISSÃO Lower
2	84327511R		1	TRANSMISSAO RECUPERA Reman for New PN 84327511
2	84327511C		1	TRANSMISSAO A RENOVA Return Number
2	84327512		1	TRANSMISSÃO Gear Shift Lever, Includes NSS Gasket, Incl 1,2,4,5
2	84327512R		1	TRANSMISSAO RECUPERA Reman For New PN 84327512
2	84327512C		1	TRANSMISSAO A RENOVA Return Number
3	85801585		2	ANILHA DE VEDAÇÃO 13mm ID x 65mm OD x 5mm Thk
4	87735094		1	SUPORTE No. 10 NF x 7/8
5	87488319		2	MONTAGEM DE BORRACHA
6	627-10035		1	PARAFUSO Hex, M10 x 1.5 x 35mm, Cl 10.9, Full Thd Gear Shift
7	87019767		4	PARAFUSO 12PT M10 x 1.25 x 30mm, Cl 10.9
7	1183269		4	PARAFUSO 12PT M10 x 1.5 x 30mm, Cl 10.9 Use with kit 47442982
8	D35908		1	BRAÇADEIRA 1" Clamping pipe M6 x 25, Includes Washer, Stainless Steel
9	87409201		1	PLACA DE APOIO 228mm ID x 280mm OD x 1.5mm Thk
10	86993546		2	CHAPA 224mm ID x 284mm OD x 0.5mm Thk
11	87406934		1	CHAPA Flex Plate With Caged Nut
11	47442982		1	CONJUNTO Flex Plate With Caged Nut
12	87702194		1	CONVERSOR DE BINÁRIO
13	496-21041		11	ANILHA 13/32" x 13/16" x .089", HDN
14	627-10030		11	PARAFUSO Hex, M10 x 1.5 x 30mm, Cl 10.9, Full Thd Two Wheel Drive Models
15	87735095		1	SUPORTE Four Wheel Drive Models
16	87655043		6	ANILHA M12, 13.65mm ID x 24.90mm OD x 3.20mm, HT Boron, ZNM
17	614-12035		6	PARAFUSO Hex, M12 x 1.75 x 35mm, Cl 8.8, Full Thd

21.112.04	01	p2	1/2017

TRANSMISSÃO, SUPORTES - POWERSHIFT

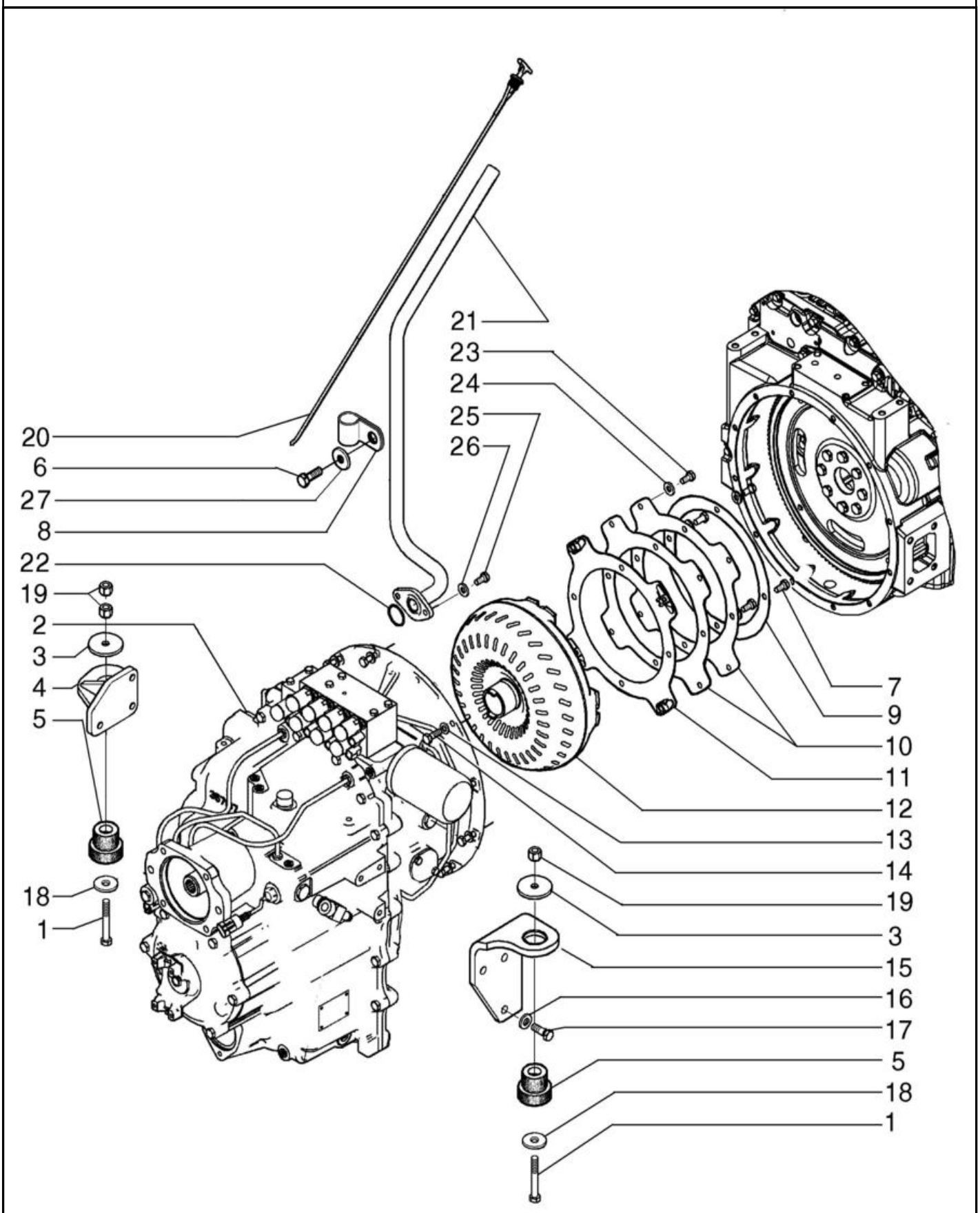

TRANSMISSÃO, SUPORTES - POWERSHIFT

REF FN	PART NUMBER	YR/SN	QTY	DESCRIPTION
18	85802618		2	ANILHA DE VEDAÇÃO 13mm ID x 41mm OD x 3mm Thk
19	832-10412		3	PORCA M12 x 1.75, Cl 8
20	87601345		1	VARETA DE NÍVEL 824mm L Flex, With Caged Nuts
21	87655222		1	TUBO Flex
22	272218		1	O-RING 0.103" Thk x 1.424" ID, -127, Cl 5, 75 Duro
23	614-10020		4	PARAFUSO Hex, M10 x 1.5 x 20mm, Cl 8.8, Full Thd
24	87655046		4	ANILHA ESPECIAL 10.65mm ID x 23mm OD x 2.2mm Thk
25	614-8025		2	PARAFUSO Hex, M8 x 1.25 x 25mm, Cl 8.8, Full Thd
26	87655042		2	ANILHA ESPECIAL 8.8mm ID x 17.5mm OD x 2.2mm Thk
27	87687101		1	ANILHA 10.65mm ID x 31mm OD x 3.3mm Thk

21.112.04	02	p1	1/2017

TRANSMISSÃO - SUPORTES (MODELOS SEM POWERSHIFT)

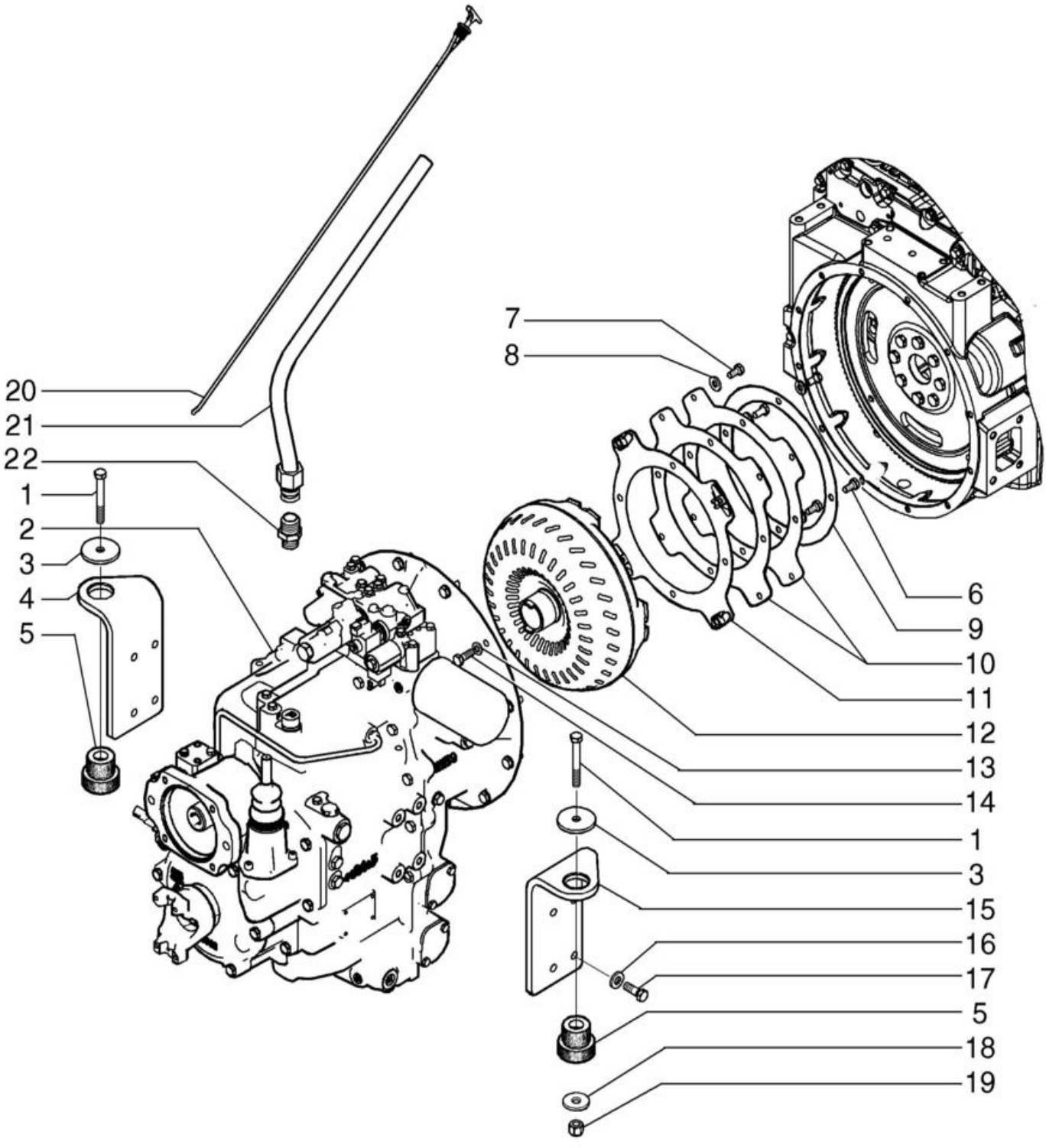

TRANSMISSÃO - SUPORTES (MODELOS SEM POWERSHIFT)

REF	FN	PART NUMBER	YR/SN	QTY	DESCRIPTION
1		814-12080		2	PARAFUSO Hex, M12 x 1.75 x 80mm, Cl 8.8
2		87395300		1	TRANSMISSÃO
2		87395300R		1	TRANSMISSAO RECUPERA Reman 2WD
2		87395300C		1	TRANSMISSAO A RENOVA Return Number
2	1	87395301		1	TRANSMISSÃO
2		87395301R		1	TRANSMISSAO RECUPERA Reman 4WD
2		87395301C		1	TRANSMISSAO A RENOVA Return Number
3		85801585		2	ANILHA DE VEDAÇÃO 13mm ID x 65mm OD x 5mm Thk
4		87735096		1	SUPORTE
5		87488319		2	MONTAGEM DE BORRACHA
6		87019767		4	PARAFUSO 12PT M10 x 1.25 x 30mm, Cl 10.9
6		1183269		4	PARAFUSO 12PT M10 x 1.5 x 30mm, Cl 10.9 Use with kit 47442982
7		614-10020		4	PARAFUSO Hex, M10 x 1.5 x 20mm, Cl 8.8, Full Thd
8		87655046		4	ANILHA ESPECIAL 10.65mm ID x 23mm OD x 2.2mm Thk
9		87409201		1	PLACA DE APOIO 228mm ID x 280mm OD x 1.5mm Thk
10		86993546		2	CHAPA 224mm ID x 284mm OD x 0.5mm Thk
11		87406934		1	CHAPA Flex Plate With Caged Nut
11		47442982		1	CONJUNTO Flex Plate With Caged Nut
12		87702194		1	CONVERSOR DE BINÁRIO
12		87702194R		1	CONVERSOR BINARIO RE
12		87702194C		1	CONVERSOR BINARIO A Return Number
13		496-21041		12	ANILHA 13/32" x 13/16" x .089", HDN
14		627-10030		12	PARAFUSO Hex, M10 x 1.5 x 30mm, Cl 10.9, Full Thd
15		87735097		1	SUPORTE
16		87655043		8	ANILHA M12, 13.65mm ID x 24.90mm OD x 3.20mm, HT Boron, ZNM
17		614-12035		8	PARAFUSO Hex, M12 x 1.75 x 35mm, Cl 8.8, Full Thd

(1) 4x4

21.112.04	02	p2	1/2017

TRANSMISSÃO - SUPORTES (MODELOS SEM POWERSHIFT)

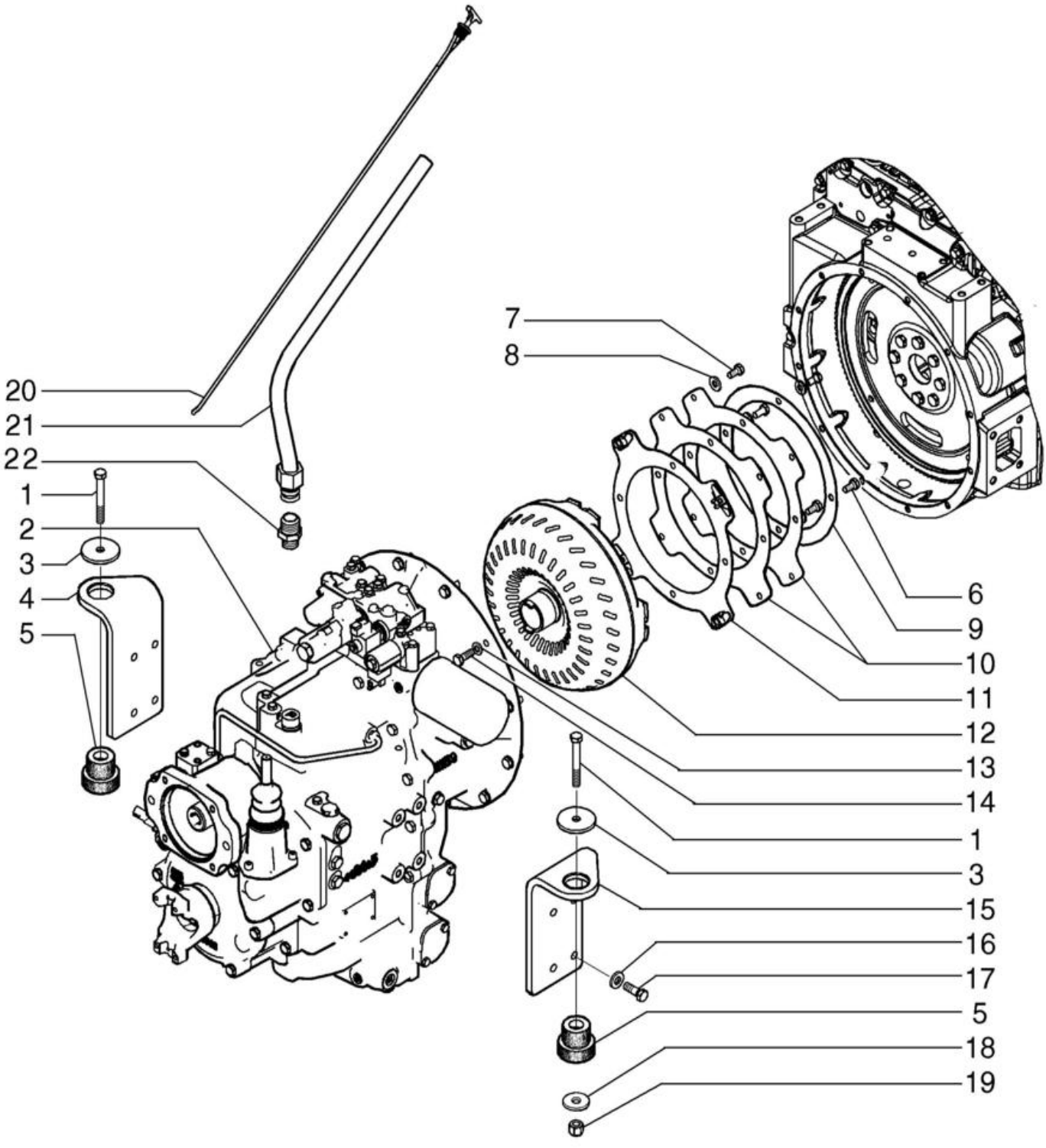

TRANSMISSÃO - SUPORTES (MODELOS SEM POWERSHIFT)

REF FN	PART NUMBER	YR/SN	QTY	DESCRIPTION
18	85802618		2	ANILHA DE VEDAÇÃO 13mm ID x 41mm OD x 3mm Thk
19	832-10412		2	PORCA M12 x 1.75, Cl 8
20	87601345		1	VARETA DE NÍVEL 824mm L
21	87601338		1	TUBO
22	84399479		1	CONECTOR HID.

21.115.01	01	p1	1/2017

TRANSMISSÃO - ALAVANCA DE CONTROLE

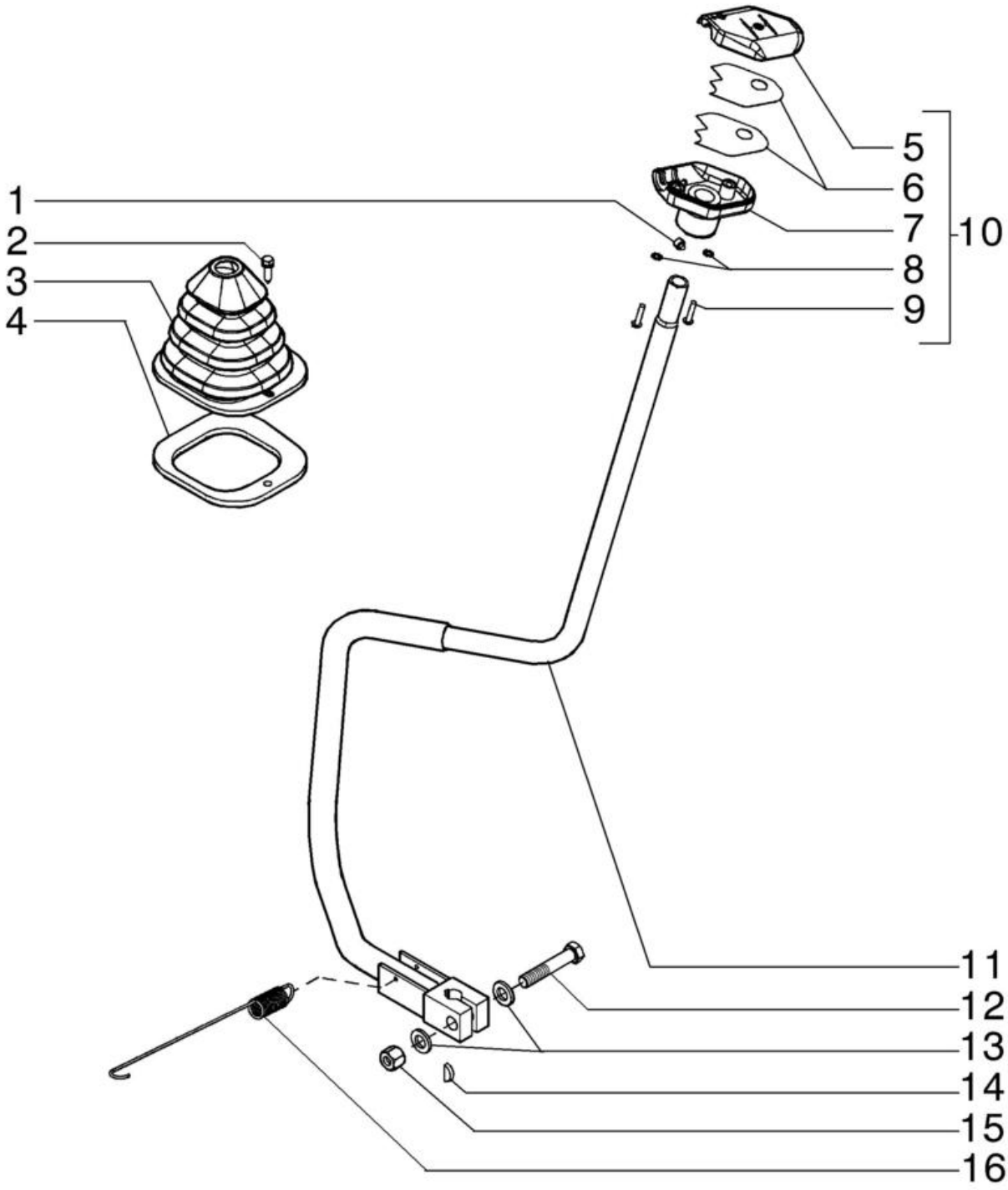

TRANSMISSÃO - ALAVANCA DE CONTROLE

REF	FN	PART NUMBER	YR/SN	QTY	DESCRIPTION
1		484-6316		1	PARAFUSO DE FIXAÇÃO Hex Soc, 5/16"-24 x 3/8"
2		87310096		1	PARAFUSO Hex, M6 x 25, Cl. 8.8, W/ Washer
3		400588A2		1	COBERTURA DE PROTECÇ
4		410561A1		1	VEDANTE 133mm L
5		187714A1		1	BOTÃO
6		310955A1		2	CASQUILHO
7		187715A1		1	BOTÃO
8		493-41020		2	ANILHA DE RETENÇÃO Ext Tooth, #10
9		87020181		2	PARAFUSO Phillips Drive, Pan HD, #10 - 32 x 7/8"
10		309747A1		1	BOTÃO
11		379314A1		1	LEVER ASSY.
12		827-12065		1	PARAFUSO Hex, M12 x 1.75 x 65mm, Cl 10.9
13		87655043		2	ANILHA M12, 13.65mm ID x 24.90mm OD x 3.20mm, HT Boron, ZNM
14		126-116		1	CHAVETA MEIA LUA #9, 3/16" x 3/4", HT
15		832-10412		1	PORCA M12 x 1.75, Cl 8
16		380537A2		1	MOLA Extension, 20.10mm x 38mm L

580N-RETRO-CARREGADORA (BRASIL)

21.133.02	01	p1	1/2017

TRANSMISSÃO, 2WD - MECANISMO DE TROCA DE MARCHAS

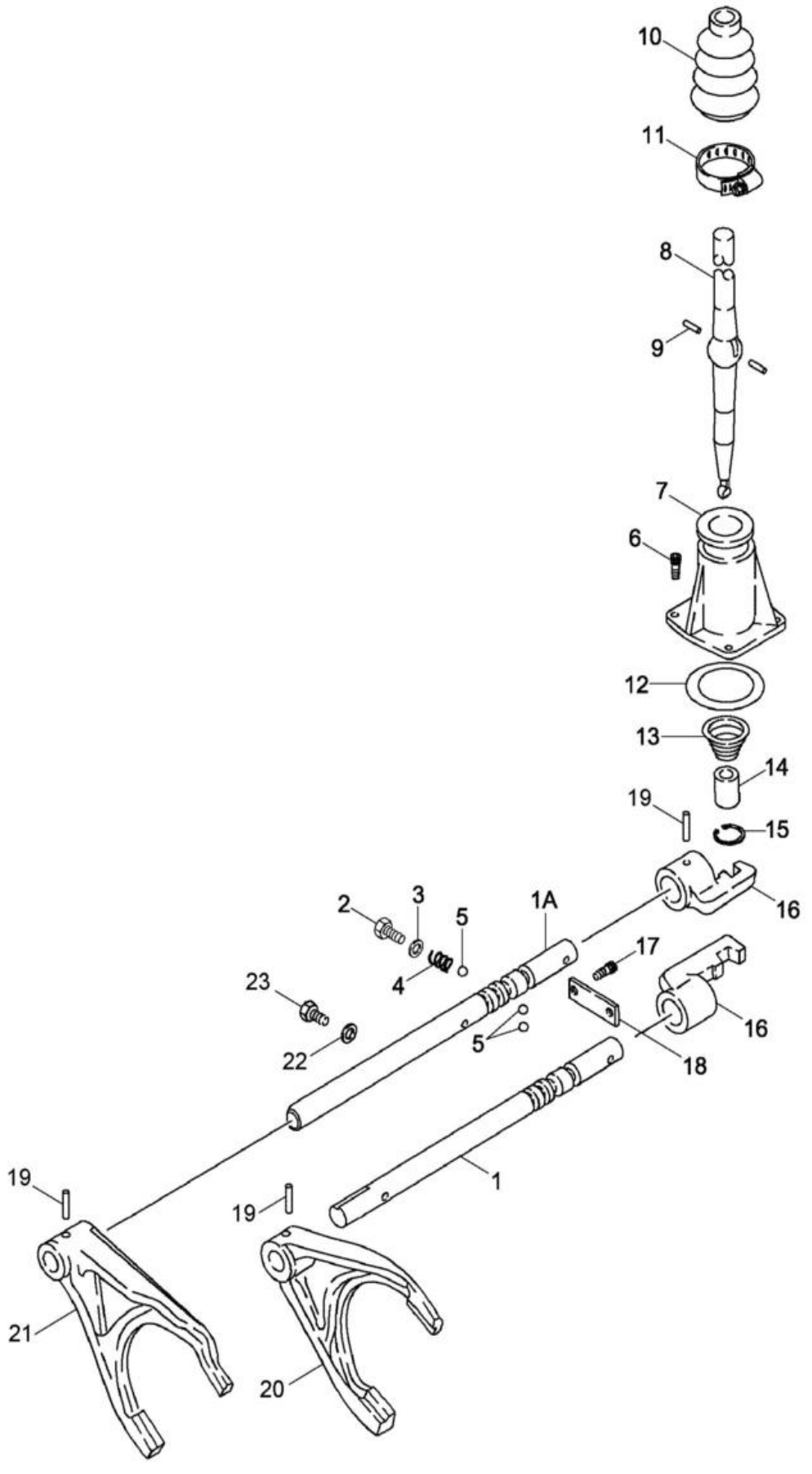

TRANSMISSÃO, 2WD - MECANISMO DE TROCA DE MARCHAS

REF FN	PART NUMBER	YR/SN	QTY	DESCRIPTION
	87395300		1	TRANSMISSÃO Two Wheel Drive, Incl 1 - 23
	87395300R		1	TRANSMISSAO RECUPERA Reman 2WD
	87395300C		1	TRANSMISSAO A RENOVA Return Number
1	181245A2		1	DESLOCAÇÃO DA CALHA Fork; First and second
1A	87578867		1	DESLOCAÇÃO DA CALHA Fork; Third and Fourth
2	87701338		2	PARAFUSO M10 x 1.5 x 25 - 8.8
3	87429994		2	ANILHA DE VEDAÇÃO 12mm ID x 20mm OD x 1.5mm Thk 12 x 20 x 1.5 mm
4	1966993C1		2	MOLA
5	181139A1		4	ESFERA 10mm OD
6	864-8025		3	PARAFUSO ALLENA FLAN M8 x 25mm, Cl 8.8
7	181171A1		1	COBERTURA
8	190428A3		1	ALAVANCA
9	1967585C1		2	PERNO
10	1967581C1		1	COBERTURA DE PROTECÇ
11	181177A1		1	BRAÇADEIRA
12	181138A1		1	O-RING 0.103" Thk x 2.362" ID, -142, Cl 5, 75 Duro
13	278533A1		1	MOLA
14	278532A1		1	CASQUILHO
15	279039A1		1	ANEL RING SNAP
16	181173A1		2	SELETOR Shifter
17	864-10025		2	PARAFUSO ALLENA FLAN M10 x 25mm, Cl 8.8
18	181175A1		1	CHAPA
19	905794R1		4	PERNO M6 x 30, Coiled
20	181203A1		1	GARFO First and Second
21	181174A2		1	GARFO Third and Fourth
22	87429985		1	ANILHA DE VEDAÇÃO 10mm ID x 18mm OD x 1.5mm Thk
23	181100A1		1	TAMPÃO 1/8 CAS x 8 M10 x 23

21.133.02	02	p1	1/2017

TRANSMISSÃO, 4WD - MECANISMO DE TROCA DE MARCHAS

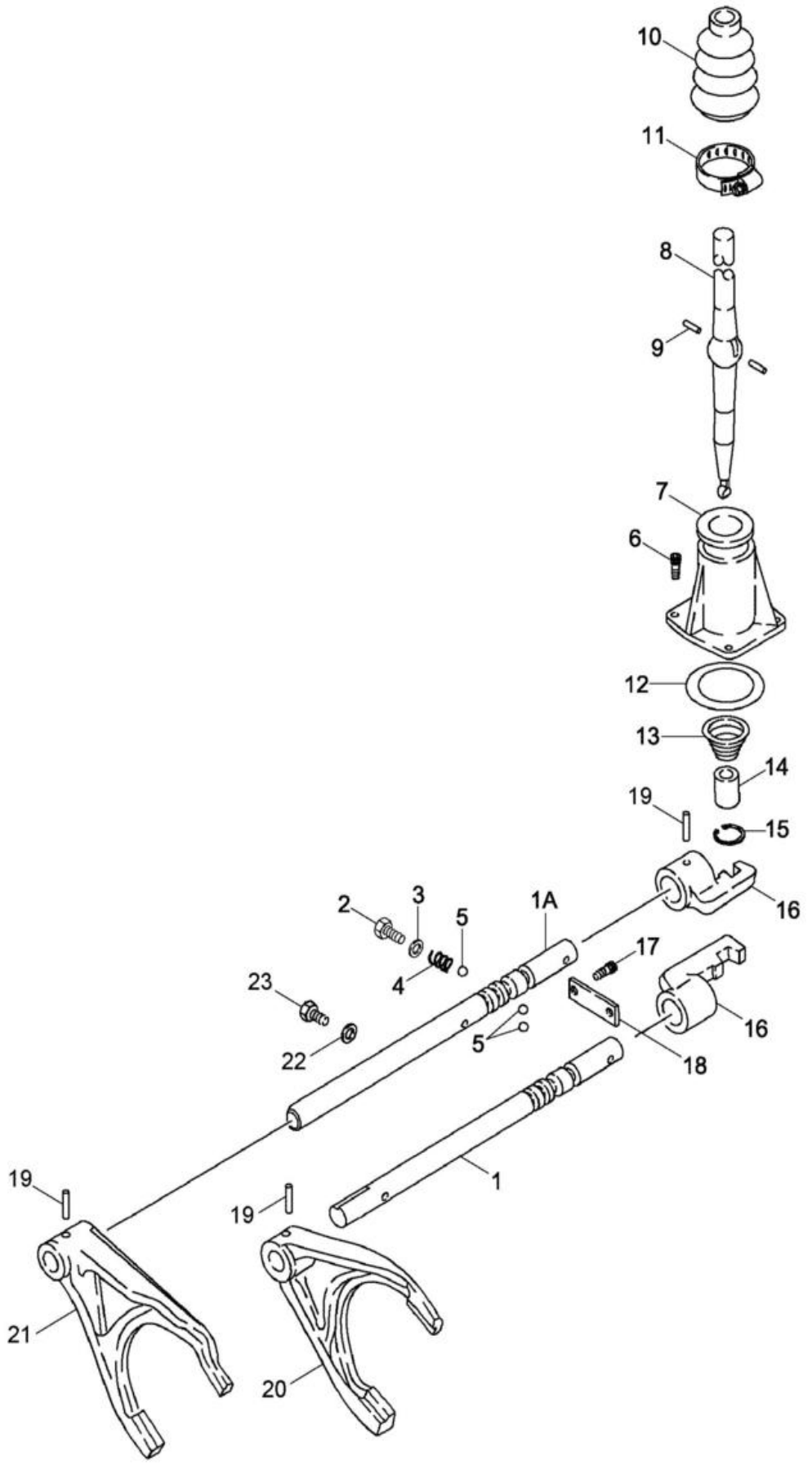

TRANSMISSÃO, 4WD - MECANISMO DE TROCA DE MARCHAS

REF FN	PART NUMBER	YR/SN	QTY	DESCRIPTION
	87395301		1	TRANSMISSÃO Four Wheel Drive, Incl 1 - 23
	87395301R		1	TRANSMISSAO RECUPERA Reman for New PN 87395301
	87395301C		1	TRANSMISSAO A RENOVA Return Number
1	181245A2		1	DESLOCAÇÃO DA CALHA Fork; First and second
1A	87578867		1	DESLOCAÇÃO DA CALHA Fork; Third and Fourth
2	614-12016		2	PARAFUSO Hex, M12 x 1.75 x 16mm, Cl 8.8, Full Thd
3	87429994		2	ANILHA DE VEDAÇÃO 12mm ID x 20mm OD x 1.5mm Thk 12 x 20 x 1.5 mm
4	1966993C1		2	MOLA
5	181139A1		4	ESFERA 10mm OD
6	864-8025		3	PARAFUSO ALLENA FLAN M8 x 25mm, Cl 8.8
7	181171A1		1	COBERTURA
8	190428A3		1	ALAVANCA
9	1967585C1		2	PERNO
10	1967581C1		1	COBERTURA DE PROTECÇ
11	181177A1		1	BRAÇADEIRA
12	181138A1		1	O-RING 0.103" Thk x 2.362" ID, -142, Cl 5, 75 Duro
13	278533A1		1	MOLA
14	278532A1		1	CASQUILHO
15	279039A1		1	ANEL RING SNAP
16	181173A1		2	SELETOR Shifter
17	864-10025		2	PARAFUSO ALLENA FLAN M10 x 25mm, Cl 8.8
18	181175A1		1	CHAPA
19	905794R1		4	PERNO M6 x 30, Coiled
20	181203A1		1	GARFO First and Second
21	181174A2		1	GARFO Third and Fourth
22	87429985		1	ANILHA DE VEDAÇÃO 10mm ID x 18mm OD x 1.5mm Thk
23	181100A1		1	TAMPÃO 1/8 CAS x 8 M10 x 23

21.133.02	03	p1	1/2017

TRANSMISSÃO, 2WD / 4WD POWERSHIFT TIPO S - MECANISMO DE TROCA DE MARCHAS

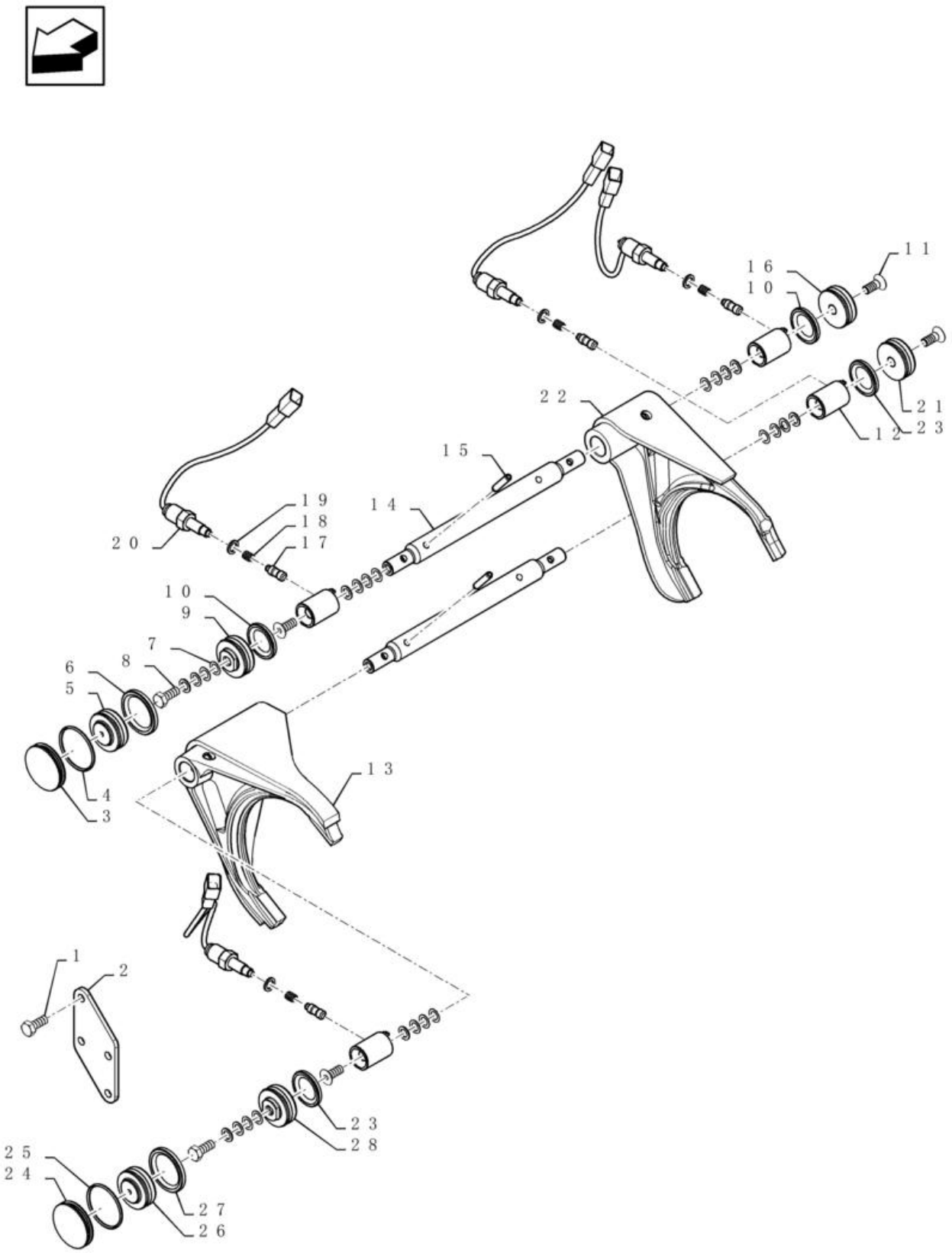

TRANSMISSÃO, 2WD / 4WD POWERSHIFT TIPO S - MECANISMO DE TROCA DE MARCHAS

REF FN	PART NUMBER	YR/SN	QTY	DESCRIPTION
1	120104		4	PARAFUSO Hex, M8 x 1.25 x 20mm, Cl 8.8
2	84367031		1	CHAPA
3	84367032		1	TAMPÃO
4	238-5130		1	O-RING 0.103" Thk x 1.612" ID, -130, Cl 5, 75 Duro
5	84367033		1	PISTÃO 3N4 Neutral
6	84367034		1	VEDANTE 3N4 Piston; Includes O-ring and Teflon Seal
7	84367035		6	CALÇO DE AFINAÇÃO 0.1mm Thk 0.1 mm
7	84367036		6	CALÇO DE AFINAÇÃO 0.3mm Thk 0.3 mm
7	84367037		6	CALÇO DE AFINAÇÃO 0.5mm Thk 0.5 mm
7	84367038		6	CALÇO DE AFINAÇÃO 1mm Thk 1 mm
8	84367039		2	PARAFUSO
9	84367040		1	PISTÃO Third Speed
10	84367041		2	VEDANTE Third and Fourth Speed Pistons; Includes O-ring and Teflon Seal
11	84367049		4	PARAFUSO Hwh, M10-16, 3/4"
12	84367042		4	CASQUILHO
13	84367043		1	GARFO
14	84367044		2	DESLOCAÇÃO DA CALHA
15	84367045		2	PERNO
16	84367046		1	PISTÃO Fourth speed
17	84367047		4	PERNO
18	84367048		4	MOLA
19	87578908		4	O-RING 0.103" Thk x 0.237" ID, -108, Cl 6, 90 Duro O-RING
20	84367050		4	INTERRUPTOR
20	47675847		4	CHAVE FIM DE CURSO Trans Gear
21	84367051		1	PISTÃO Second Speed
22	84367052		1	GARFO
23	84367053		2	VEDANTE First and Second Speed Pistons; Includes O-ring and Teflon Seal
24	84367054		1	TAMPÃO
25	K261826		1	VEDANTE 0.103" Thk x 1.862" ID, -134, Cl 5, 75 Duro
26	84367056		1	PISTÃO 1N4 Neutral

TRANSMISSÃO, 2WD / 4WD POWERSHIFT TIPO S - MECANISMO DE TROCA DE MARCHAS

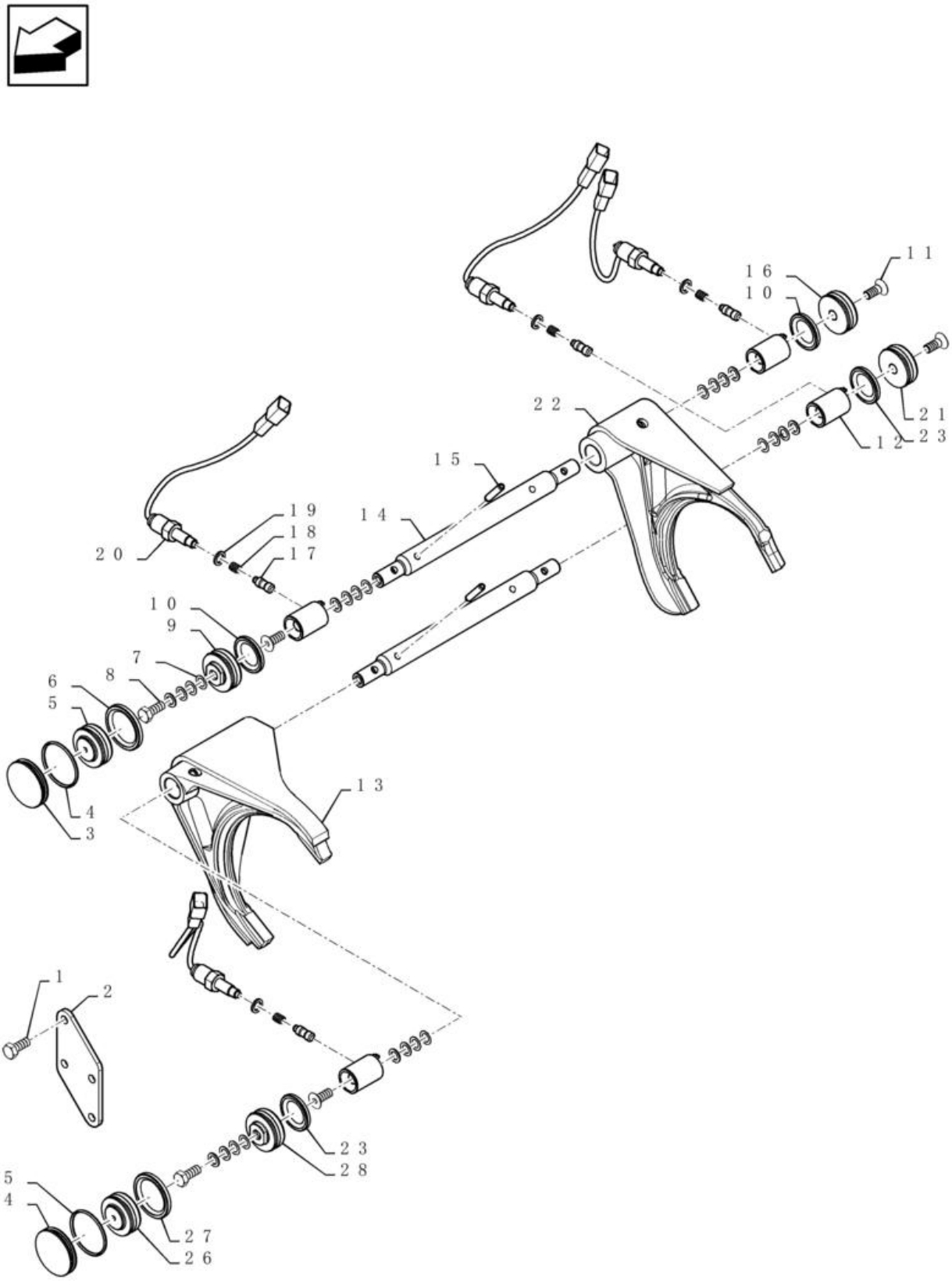

TRANSMISSÃO, 2WD / 4WD POWERSHIFT TIPO S - MECANISMO DE TROCA DE MARCHAS

REF FN	PART NUMBER	YR/SN	QTY	DESCRIPTION
27	84367057		1	VEDANTE 1N4 Piston; Includes O-ring and Teflon Seal
28	84367058		1	PISTÃO First Speed

21.134.01	01	p1	1/2017

TRANSMISSÃO, 2WD / 4WD POWERSHIFT TIPO S - VÁLVULA, CONTROLE

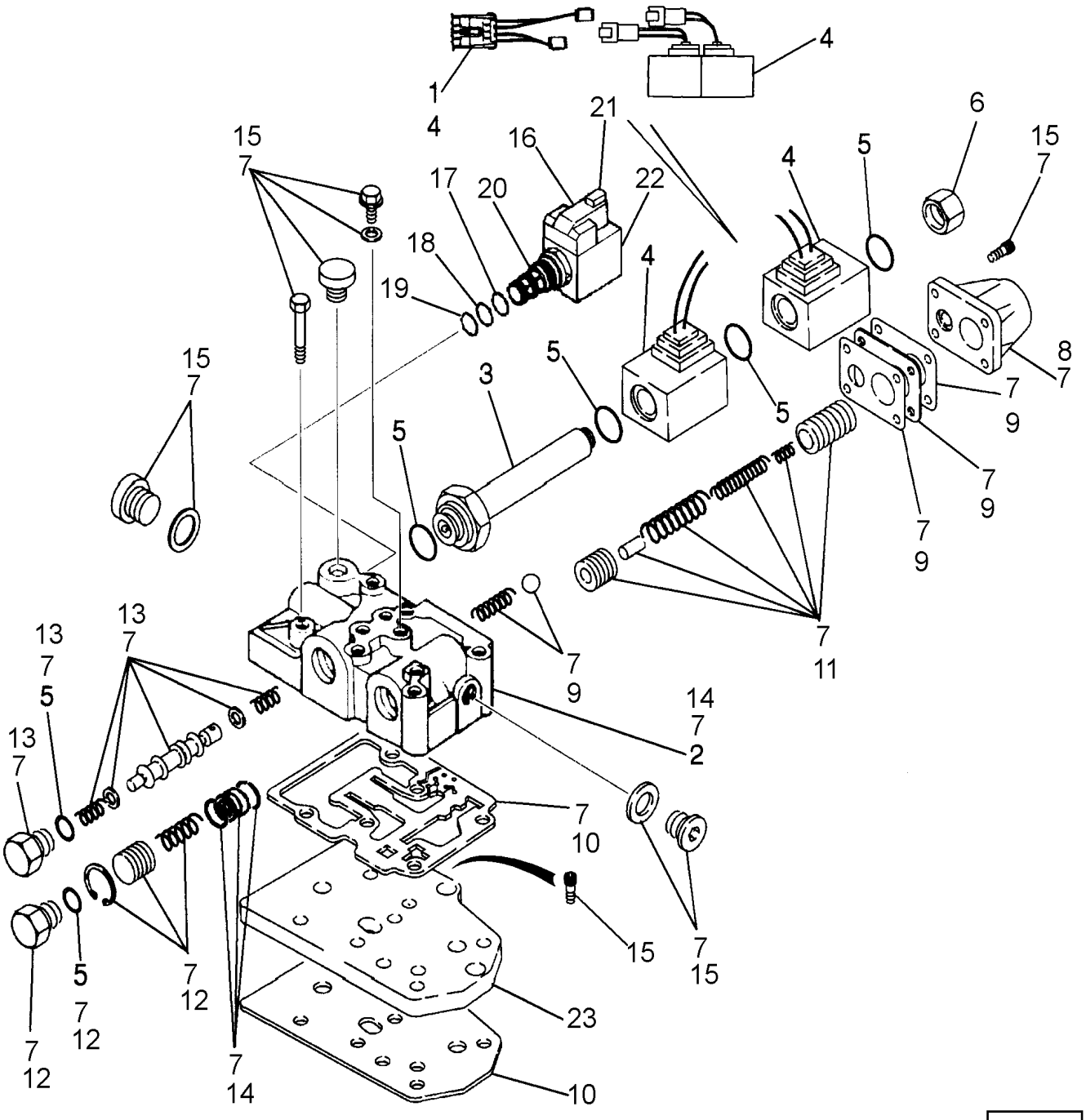

TRANSMISSÃO, 2WD / 4WD POWERSHIFT TIPO S - VÁLVULA, CONTROLE

REF FN	PART NUMBER	YR/SN	QTY	DESCRIPTION
	87395300		1	TRANSMISSÃO Two Wheel Drive, Incl 1 - 22
	87395300R		1	TRANSMISSAO RECUPERA Reman 2WD
	87395300C		1	TRANSMISSAO A RENOVA Return Number
	87525756		1	KIT DE REPARAÇÃO Transmission Control Valve With Jumper Harness; Includes (1) 87456968 Forward/Reverse Jumper Harness, Ref 1; Plus (1) 87524409 Control Valve, Ref 1 - 22
1	87456968		1	CABLAGEM Jumper; If Used; Female Packard Connector; Required On Transmissions Prior To Ones With Deutsch Connector Type Solenoids
	87524409		1	VÁLVULA DE CONTROLO Transmission Control, With Improved Snap Ring at Flow Divider Area; Incl. Ref 2 - 22
2	NSS		1	NO SE VENDE SEPARADO Housing, Incl in 87395300
3	190442A1		1	ÊMBOLO
4	87456900		1	KIT DE SERVIÇO Solenoid; (Used for Fwd/Rev) Includes (2) Solenoids, (1) Jumper Wire Used For Transmissions Prior to Ones With The Solenoids With Plastic Connections
5	87524436		1	KIT DE REPARAÇÃO Seal; Includes (6) O-Rings; Component Parts Not Serviced Separately
6	87530365		1	TAMPÃO
7	87524441		1	CONJUNTO Valve Body; Component Parts Not Serviced Separately
8	181251A1		1	COBERTURA Modulation
9	87524439		1	KIT DE REPARAÇÃO Plate; Includes (1) Plate, (2) Gasket, (1) Ball, (1) Spring; Component Parts Not Serviced Separately
10	87524437		1	KIT DE REPARAÇÃO Gasket; Includes (4) Gasket Plates; Component Parts Not Serviced Separately

21.134.01	01	p2	1/2017

TRANSMISSÃO, 2WD / 4WD POWERSHIFT TIPO S - VÁLVULA, CONTROLE

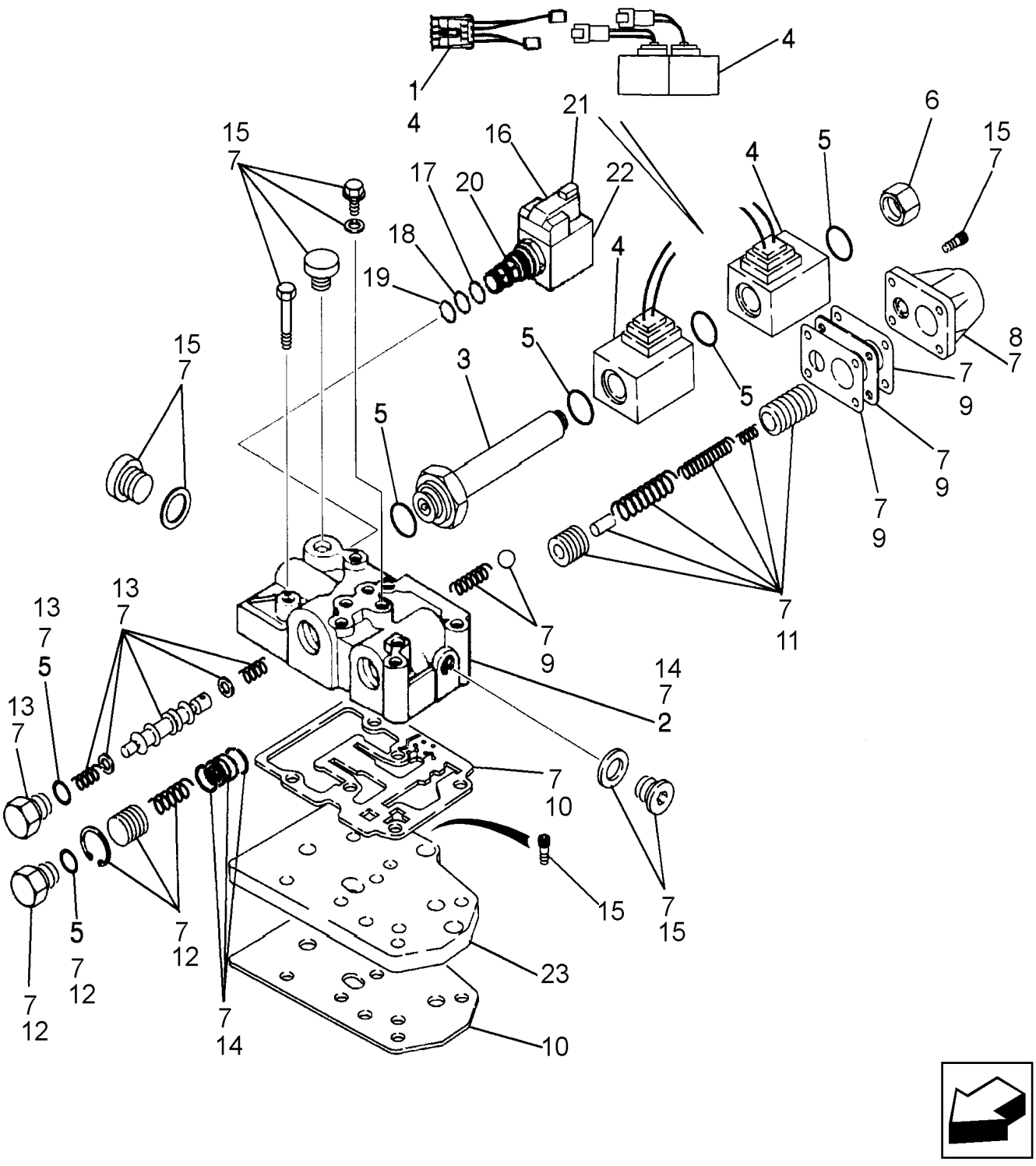

TRANSMISSÃO, 2WD / 4WD POWERSHIFT TIPO S - VÁLVULA, CONTROLE

REF FN	PART NUMBER	YR/SN	QTY	DESCRIPTION
11	87524438		1	KIT DE REPARAÇÃO Modulation Valve; Includes (2) Piston, (1) Pin, (3) Spring; Component Parts Not Serviced Separately
12	87524433		1	KIT DE REPARAÇÃO Flow Divider Piston; Includes (1 each) Plug, O-Ring, Spring, Piston, Snap Ring; Component Parts Not Serviced Separately
13	87524432		1	KIT DE REPARAÇÃO Forward/Reverse Spool; Includes (1) O-Ring, (2) Washer, (1) Plug, (1) Piston Spool, (2) Spring; Component Parts Not Serviced Separately
14	87524440		1	KIT DE REPARAÇÃO Control Valve Body/Housing; Includes (1) Housing, Plus (1) Bushing, (2) Snap Rings at Flow Divider; Component Parts Not Serviced Separately
15	87524435		1	KIT DE REPARAÇÃO Bolt; Includes (7) Plugs, (13) Bolts, (6) Copper Washers; Component Parts Not Serviced Separately
16	349295A1		1	VÁLVULA DE SOLENÓIDE Differential Lock Solenoid Valve; Incl 17 - 22
17	237-6008		1	O-RING 0.087" Thk x 0.644" ID, -908, Cl 6, 90 Duro
18	238-5014		1	O-RING 0.07" Thk x 0.489" ID, -14, Cl 5, 75 Duro
19	238-5013		1	O-RING 0.07" Thk x 0.426" ID, -13, Cl 5, 75 Duro
20	349291A1		1	CARTUCHO Valve, Component Parts Not Serviced Separately
20A	196096A1		1	FILTRO ; PROTECÇÃO Relief Valve, Internal; Not Illustrated
21	298614A1		1	SOLENÓIDE
22	349292A1		1	CONTRAPORCA Hex, 1/2" - 2, RH Thd
23	181207A1		1	CHAPA Feeding; Not Included in Assembly, Purchase Separately

21.134.01	02	p1	1/2017

TRANSMISSÃO, 4WD - VÁLVULA, COMANDO

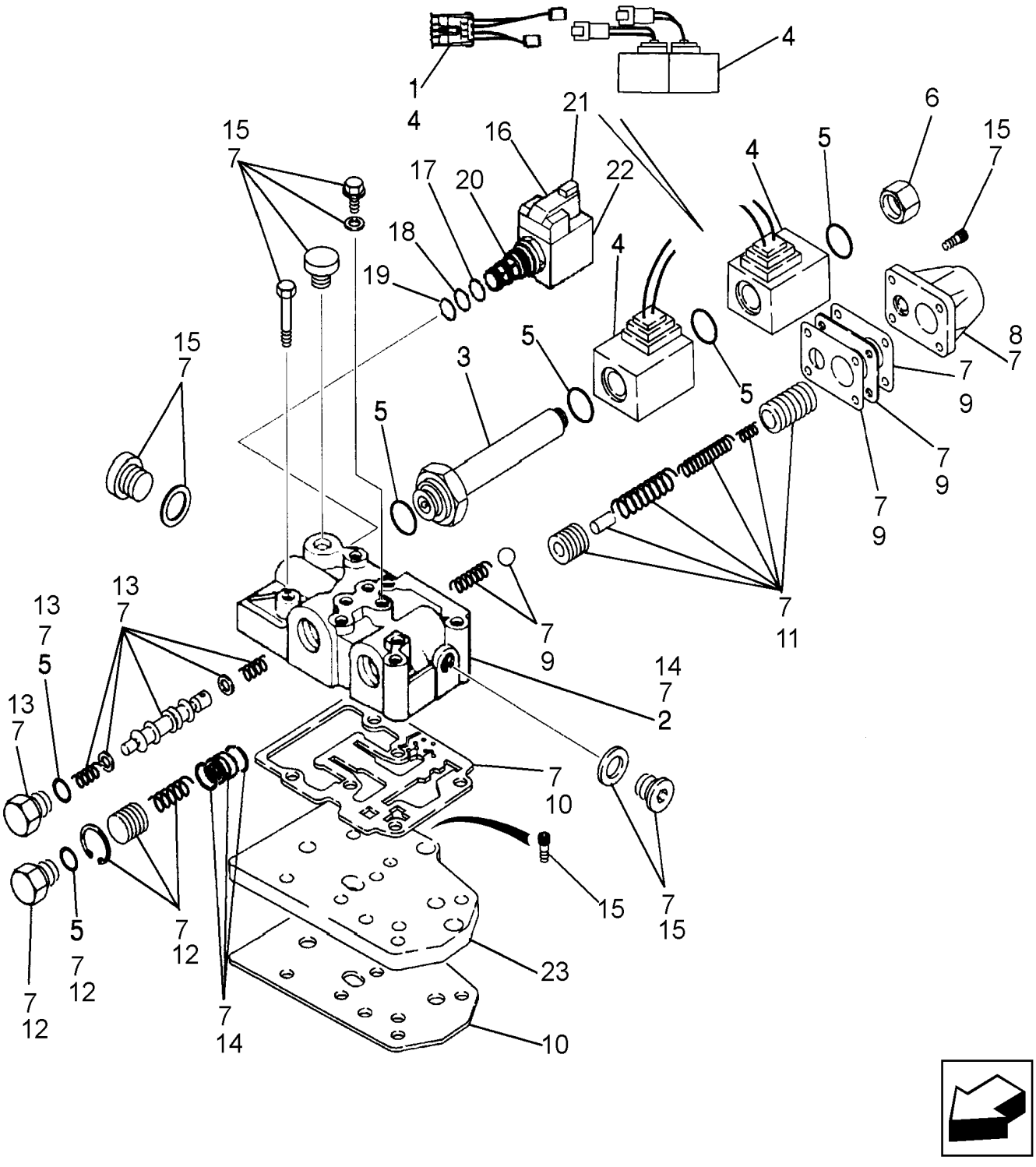

TRANSMISSÃO, 4WD - VÁLVULA, COMANDO

REF FN	PART NUMBER	YR/SN	QTY	DESCRIPTION
	87395301		1	TRANSMISSÃO Four Wheel Drive, Incl 1 - 22
	87395301R		1	TRANSMISSAO RECUPERA Reman for New PN 87395301
	87395301C		1	TRANSMISSAO A RENOVA Return Number
	87525756		1	KIT DE REPARAÇÃO Transmission Control Valve With Jumper Harness; Includes (1) 87456968 Forward/Reverse Jumper Harness, Ref 1; Plus (1) 87524409 Control Valve, Ref 1 - 22
1	87456968		1	CABLAGEM Jumper; If Used; Female Packard Connector; Required On Transmissions Prior To Ones With Deutsch Connector Type Solenoids
	87524409		1	VÁLVULA DE CONTROLO Transmission Control, With Improved Snap Ring at Flow Divider Area; Incl. Ref 2 - 22
2	NSS		1	NO SE VENDE SEPARADO HOUSING, Incl in 87395301
3	190442A1		1	ÊMBOLO
4	87456900		1	KIT DE SERVIÇO Solenoid; (Used for Fwd/Rev) Includes (2) Solenoids, (1) Jumper Wire Used For Transmissions Prior to Ones With The Solenoids With Plastic Connections
5	87524436		1	KIT DE REPARAÇÃO Seal; Includes (6) O-Rings; Component Parts Not Serviced Separately
6	87530365		1	TAMPÃO
7	87524441		1	CONJUNTO Valve Body; Component Parts Not Serviced Separately
8	181251A1		1	COBERTURA Modulation
9	87524439		1	KIT DE REPARAÇÃO Plate; Includes (1) Plate, (2) Gasket, (1) Ball, (1) Spring; Component Parts Not Serviced Separately
10	87524437		1	KIT DE REPARAÇÃO Gasket; Includes (4) Gasket Plates; Component Parts Not Serviced Separately

21.134.01	02	p2	1/2017

TRANSMISSÃO, 4WD - VÁLVULA, COMANDO

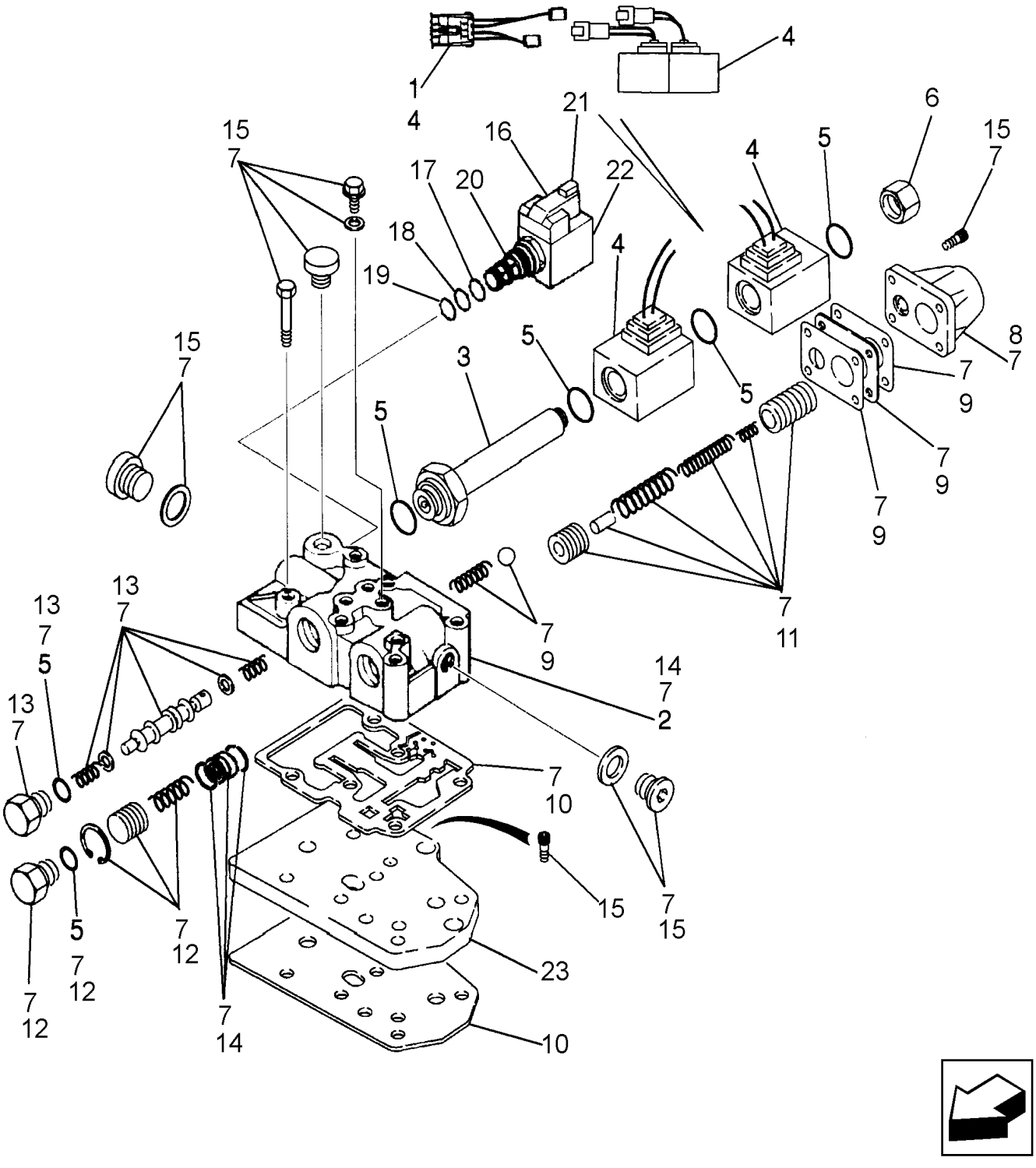

TRANSMISSÃO, 4WD - VÁLVULA, COMANDO

REF FN	PART NUMBER	YR/SN	QTY	DESCRIPTION
11	87524438		1	KIT DE REPARAÇÃO Modulation Valve; Includes (2) Piston, (1) Pin, (3) Spring; Component Parts Not Serviced Separately
12	87524433		1	KIT DE REPARAÇÃO Flow Divider Piston; Includes (1 each) Plug, O-Ring, Spring, Piston, Snap Ring; Component Parts Not Serviced Separately
13	87524432		1	KIT DE REPARAÇÃO Forward/Reverse Spool; Includes (1) O-Ring, (2) Washer, (1) Plug, (1) Piston Spool, (2) Spring; Component Parts Not Serviced Separately
14	87524440		1	KIT DE REPARAÇÃO Control Valve Body/Housing; Includes (1) Housing, Plus (1) Bushing, (2) Snap Rings at Flow Divider; Component Parts Not Serviced Separately
15	87524435		1	KIT DE REPARAÇÃO Bolt; Includes (7) Plugs, (13) Bolts, (6) Copper Washers; Component Parts Not Serviced Separately
16	349295A1		1	VÁLVULA DE SOLENÓIDE Differential Lock; Incl 17 - 22
17	237-6008		1	O-RING 0.087" Thk x 0.644" ID, -908, Cl 6, 90 Duro
18	238-5014		1	O-RING 0.07" Thk x 0.489" ID, -14, Cl 5, 75 Duro
19	238-5013		1	O-RING 0.07" Thk x 0.426" ID, -13, Cl 5, 75 Duro
20	349291A1		1	CARTUCHO Valve, Component Parts Not Serviced Separately
20A	196096A1		1	FILTRO ; PROTECÇÃO Relief Valve, Internal; Not Illustrated
21	298614A1		1	SOLENÓIDE
22	349292A1		1	CONTRAPORCA Hex, 1/2" - 2, RH Thd
23	181207A1		1	CHAPA Feeding; Not Included in Assembly, Purchase Separately

21.134.01	03	p1	1/2017

TRANSMISSÃO, 2WD / 4WD POWERSHIFT TIPO S - VÁLVULA, CONTROLE

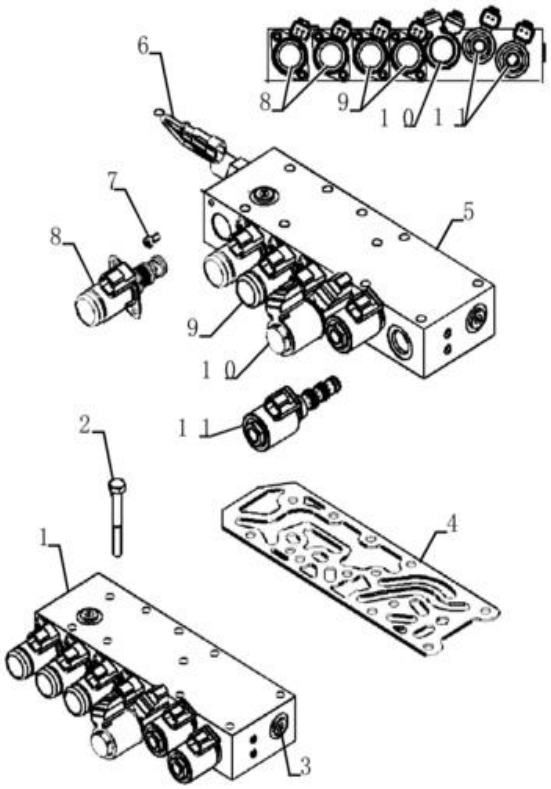

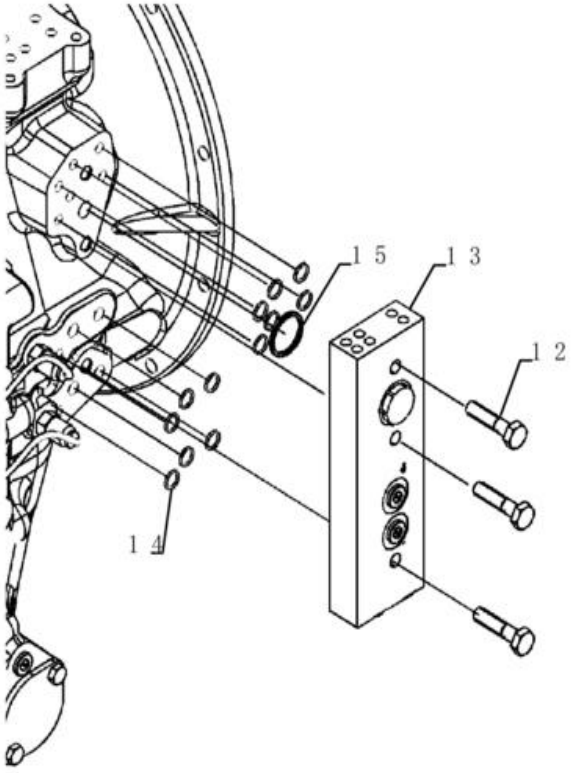

TRANSMISSÃO, 2WD / 4WD POWERSHIFT TIPO S - VÁLVULA, CONTROLE

REF FN	PART NUMBER	YR/SN	QTY	DESCRIPTION
1	84367060		1	VÁLVULA DE CONTROLO
2	87705723		10	PARAFUSO Hex, M8 x 65mm, Cl. 8.8
3	9625178		2	TAMPÃO 9/16" - 18 ORB
4	84367061		1	JUNTA
5	84367062		1	VÁLVULA DE CONTROLO
6	87705716		1	SENSOR
6	181105A1		1	ANILHA DE VEDAÇÃO 14mm ID x 20mm OD x 1.5mm Thk
7	14304021		8	PARAFUSO ALLENA FLAN M5 x 10mm, Cl 8.8
8	84367063		2	SOLENÓIDE (Used for HDL)
9	87705567		2	VÁLVULA DE SOLENÓIDE (Used for FWD)
10	84367064		1	SOLENÓIDE A RENOVAR
11	84367065		2	SOLENÓIDE A RENOVAR
12	84062222		3	PARAFUSO Hex, M10 x 45mm, Cl 8.8, Full Thd
13	84367066		1	COLECTOR
14	100760A1		12	O-RING
15	84367067		1	O-RING 26.65mm ID x 2.62mm Thk
16	84336838		1	CABLAGEM Not shown

21.134.05	01	p1	1/2017

TRANSMISSÃO, 4WD - VÁLVULA, SOLENÓIDE

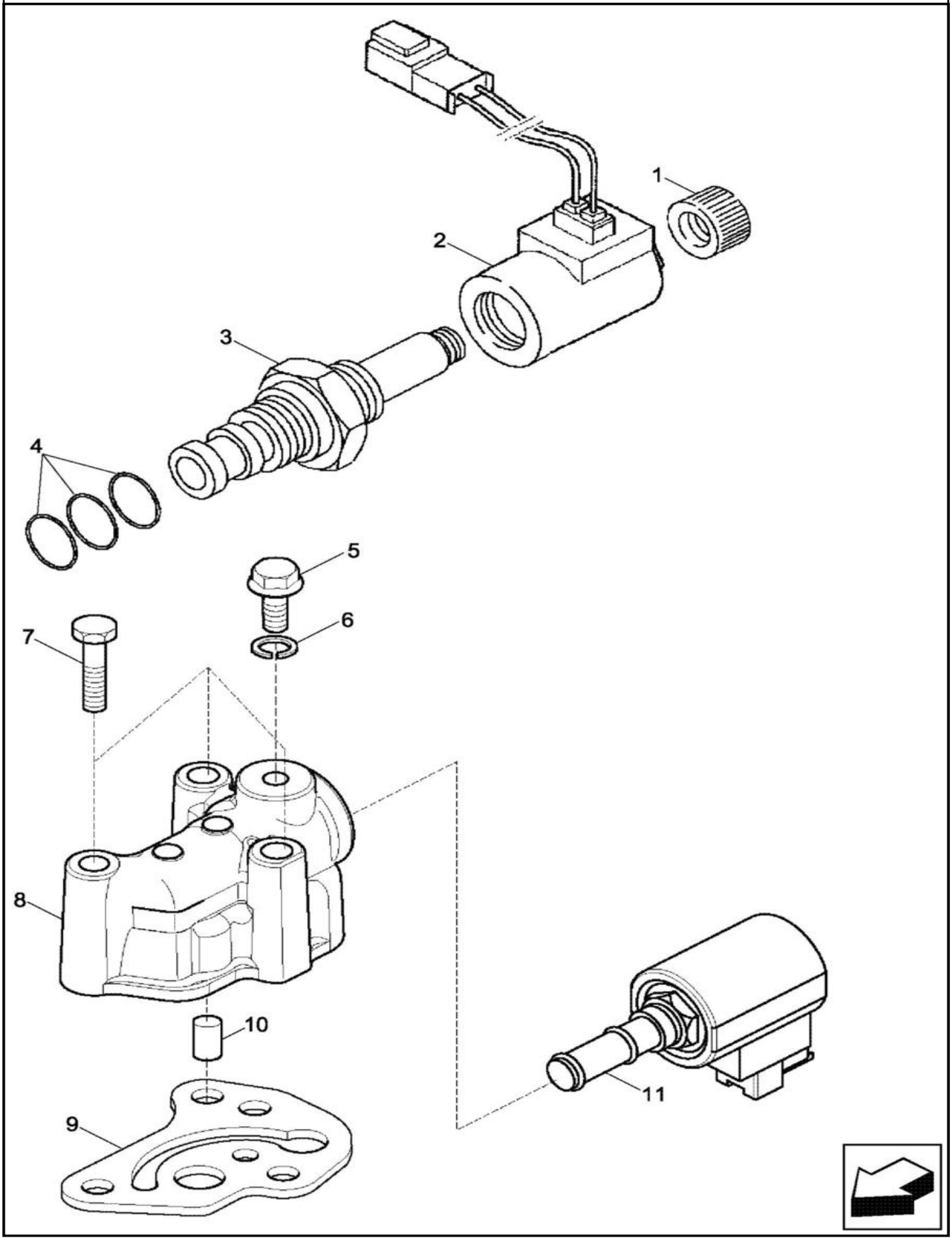

TRANSMISSÃO, 4WD - VÁLVULA, SOLENÓIDE

REF	FN	PART NUMBER	YR/SN	QTY	DESCRIPTION
		87395301		1	TRANSMISSÃO Four Wheel Drive, Incl 1 - 10
		87395301R		1	TRANSMISSAO RECUPERA Reman for New PN 87395301
		87395301C		1	TRANSMISSAO A RENOVA Return Number
		87429978		1	CARTUCHO Incl 1 - 4; With Deutsch Connectors
1		NSS		1	NO SE VENDE SEPARADO NUT, Incl in 87395301
2		NSS		1	NO SE VENDE SEPARADO COIL, Incl in 87395301
3		NSS		1	NO SE VENDE SEPARADO VALVE Solenoid, Incl in 87395301
4		NSS		1	NO SE VENDE SEPARADO KIT Seal, Incl 238-5014, 238-5015, 237-6010 O-Rings, Kit Not Serviced Separately, Incl in 87395301
5		181100A1		1	TAMPÃO 1/8 CAS x 8 M10 x 23
6		934667R1		1	ANEL VEDADOR M10 x 14 x 1
7		814-8060		3	PARAFUSO Hex, M8 x 1.25 x 60mm, Cl 8.8
8		321428A1		1	HOUSING
9		366910A1		1	JUNTA
10		190431A1		1	VÁLVULA Installed Between Ref 8 and 9
11		87456901		1	VÁLVULA DE SOLENÓIDE Component Parts Not Serviced Separately; Incl Solenoid and Ref 12 Jumper Harness; Jumper Is For Coverting Transmissions Prior to Connector Change From Weather
12		87456969		1	CABLAGEM

21.140.01	01	p1	1/2017

TRANSMISSÃO, 2WD - EIXO, ENTRADA & TDF

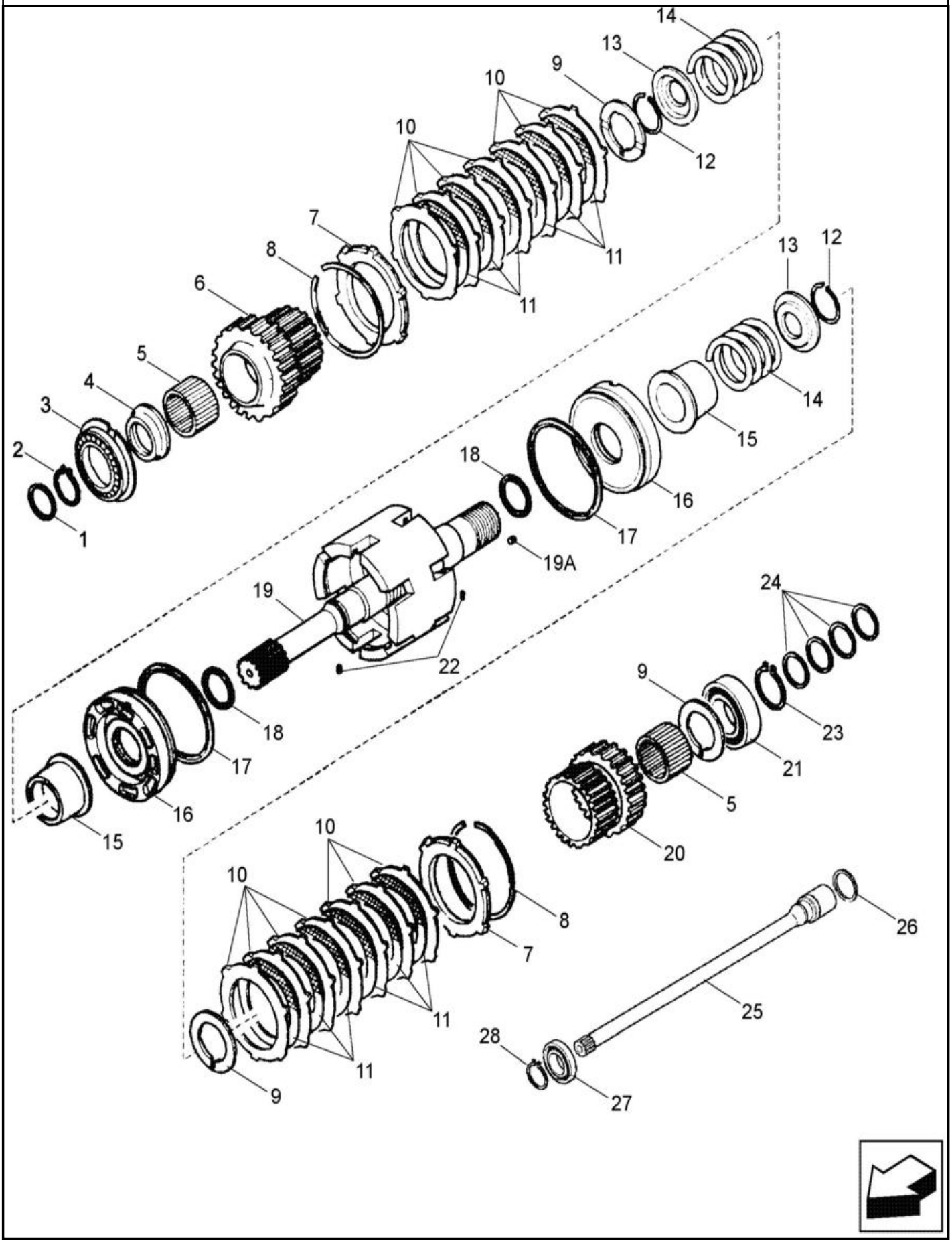

TRANSMISSÃO, 2WD - EIXO, ENTRADA & TDF

REF FN	PART NUMBER	YR/SN	QTY	DESCRIPTION
	87395300		1	TRANSMISSÃO Two Wheel Drive, Incl 1 - 28
	87395300R		1	TRANSMISSAO RECUPERA Reman 2WD
	87395300C		1	TRANSMISSAO A RENOVA Return Number
	84468418		1	EIXO ENTRADA EMBREAG INPUT/PTO SHAFT; Incl 1 - 28
1	358645A1		2	ANEL VEDADOR
2	A48041		1	ANEL DE RETENÇÃO 41.5mm ID x 2.5mm Thk
3	181128A1		1	ROLAMENTO DE ESFERAS 45mm ID x 85mm OD x 19mm W
4	358635A1		1	ESPAÇADOR 68 x 45 x 105 mm
5	358633A1		2	ROLAMENTO DE AGULHAS 50mm ID x 58mm OD x 25mm W
6	358632A1		1	PINHÃO 35T Gear, 35T
7	310519A1		2	CHAPA
8	181116A1		2	RING, LOCKING 146.6mm ID x 2.5mm Thk RING, LOCK
9	358640A1		3	ANILHA
10	181159A1		14	DISCO Plate
11	87705458		1	KIT REFORMA EMBREAGE CLUTCH DISK Plate
12	181111A1		2	RING, LOCKING 47.8mm ID x 1.5mm Thk RING, LOCK
13	181161A1		2	PLATE, THRUST Pressure
14	358637A1		2	MOLA
15	358641A1		2	ACOPLAMENTO
16	358644A1		2	PISTÃO
17	358643A1		2	ANEL VEDADOR 126.83mm ID x 137mm OD x 3.25mm Thk SEALRING
18	358642A1		2	ANEL VEDADOR SEALRING
19	87525849		1	KIT DE REPARAÇÃO Input Shaft, Incl 19A (4) 139312A1 Rivets; Also Incl (1) 87429973 Input Shaft Which Is Not Serviced Separately
19A	139312A1		4	TAMPÃO Expansion, 6mm OD Rivet
20	358638A1		1	PINHÃO 39T Gear, 29T
21	ST264		1	ROLAMENTO DE ESFERAS 50 mm ID x 90 mm OD x 20 mm

21.140.01	01	p2	1/2017

TRANSMISSÃO, 2WD - EIXO, ENTRADA & TDF

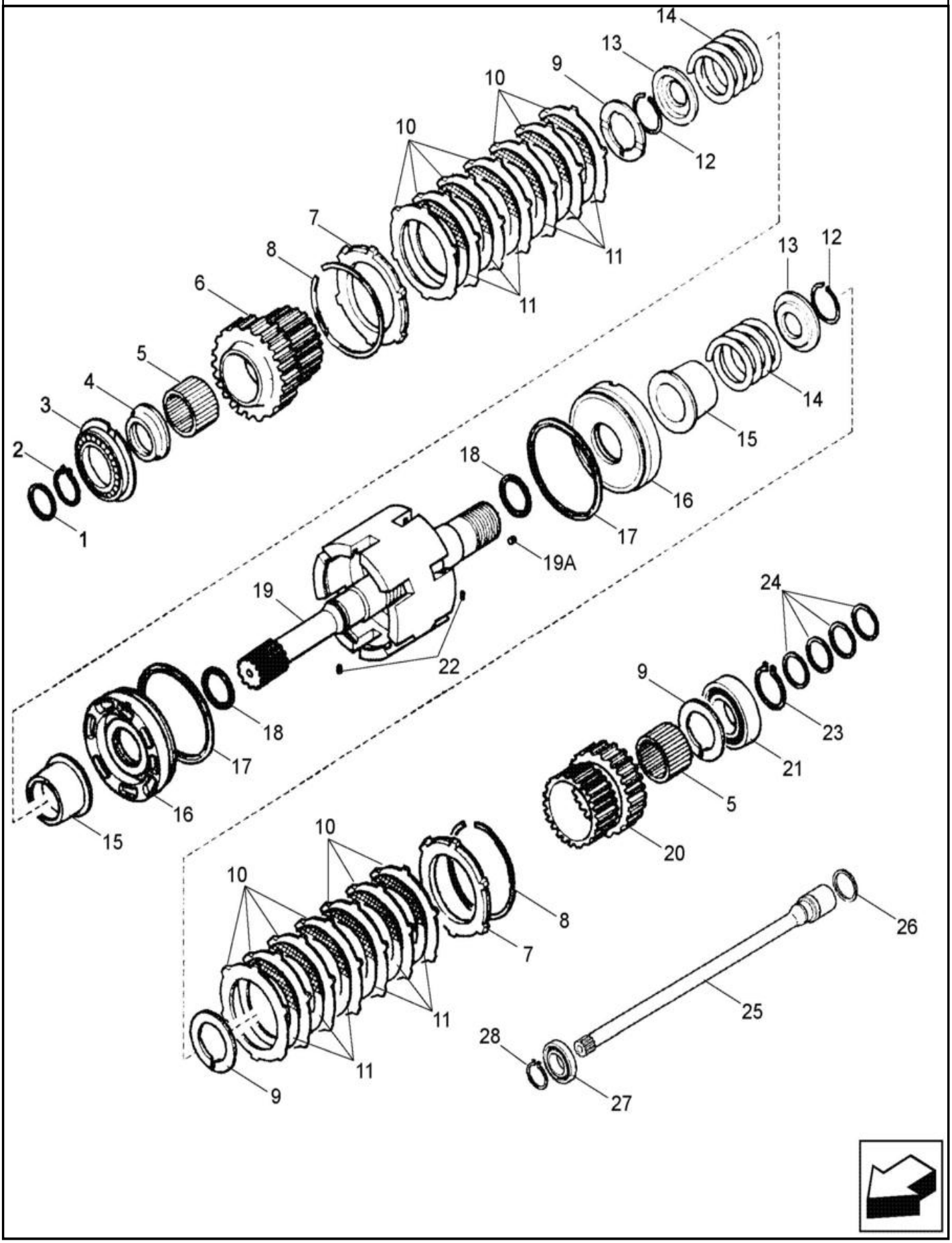

TRANSMISSÃO, 2WD - EIXO, ENTRADA & TDF

REF	FN	PART NUMBER	YR/SN	QTY	DESCRIPTION
22		181108A1		2	ANEL ELÁSTICO 3mm OD x 8mm L
23		800-1150		1	ANEL M50, Ext
24		87429984		4	ANEL
25		87705460		1	VEIO DA TDF
26		358645A1		1	ANEL VEDADOR
27		87429983		1	ROLAMENTO DE ESFERAS 30mm ID x 55mm OD x 13mm W
28		800-1130		1	ANEL M30, Ext

21.140.01	02	p1	1/2017

TRANSMISSÃO - 2WD / 4WD POWERSHIFT - EIXOS, ENTRADA & TDF

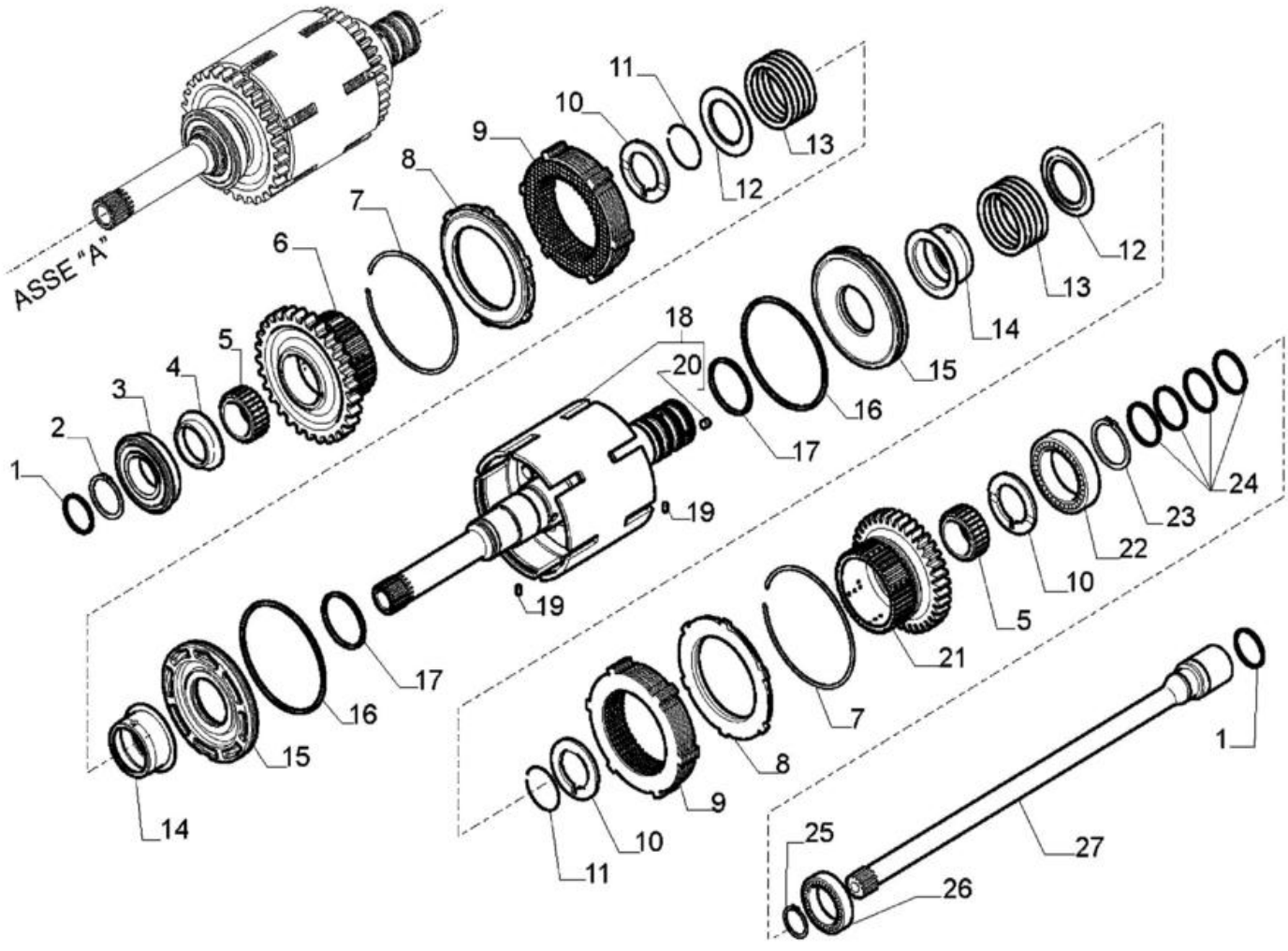

TRANSMISSÃO - 2WD / 4WD POWERSHIFT - EIXOS, ENTRADA & TDF

REF FN	PART NUMBER	YR/SN	QTY	DESCRIPTION
	84327511		1	TRANSMISSÃO Powershift, Two Wheel Drive, Incl 1 - 27
	84327511R		1	TRANSMISSAO RECUPERA Reman for New PN 84327511
	84327511C		1	TRANSMISSAO A RENOVA Return Number
	84327512		1	TRANSMISSÃO Powershift, Four Wheel Drive, Incl 1 - 27
	84327512R		1	TRANSMISSAO RECUPERA Reman For New PN 84327512
	84327512C		1	TRANSMISSAO A RENOVA Return Number
1	358645A1		2	ANEL VEDADOR
2	A48041		1	ANEL DE RETENÇÃO 41.5mm ID x 2.5mm Thk
3	181128A1		1	ROLAMENTO DE ESFERAS 45mm ID x 85mm OD x 19mm W
4	358635A1		1	ESPAÇADOR 68 x 45 x 105
5	358633A1		2	ROLAMENTO DE AGULHAS 50mm ID x 58mm OD x 25mm W
6	358632A1		1	PINHÃO 35T Reverse, 45T
7	181116A1		2	RING, LOCKING 146.6mm ID x 2.5mm Thk RING, LOCK
8	310519A1		2	CHAPA Clutch Lock Ring
9	87705458		2	KIT REFORMA EMBREAGE Forward/Reverse
10	358640A1		3	ANILHA 60 x 50 x 4
11	181111A1		2	RING, LOCKING 47.8mm ID x 1.5mm Thk RING, LOCK
12	181161A1		2	PLATE, THRUST Lock Spring Cover
13	358637A1		2	MOLA
14	358641A1		2	ACOPLAMENTO Clutch
15	358644A1		2	PISTÃO Clutch
16	358643A1		2	ANEL VEDADOR 126.83mm ID x 137mm OD x 3.25mm Thk SEALRING
17	358642A1		2	ANEL VEDADOR SEALRING
18	87525849		1	KIT DE REPARAÇÃO SHAFT ASSY Inner; Incl 20
19	181108A1		2	ANEL ELÁSTICO 3mm OD x 8mm L D3x8
20	139312A1		4	TAMPÃO Expansion, 6mm OD D6x5,84 Rivet

TRANSMISSÃO - 2WD / 4WD POWERSHIFT - EIXOS, ENTRADA & TDF

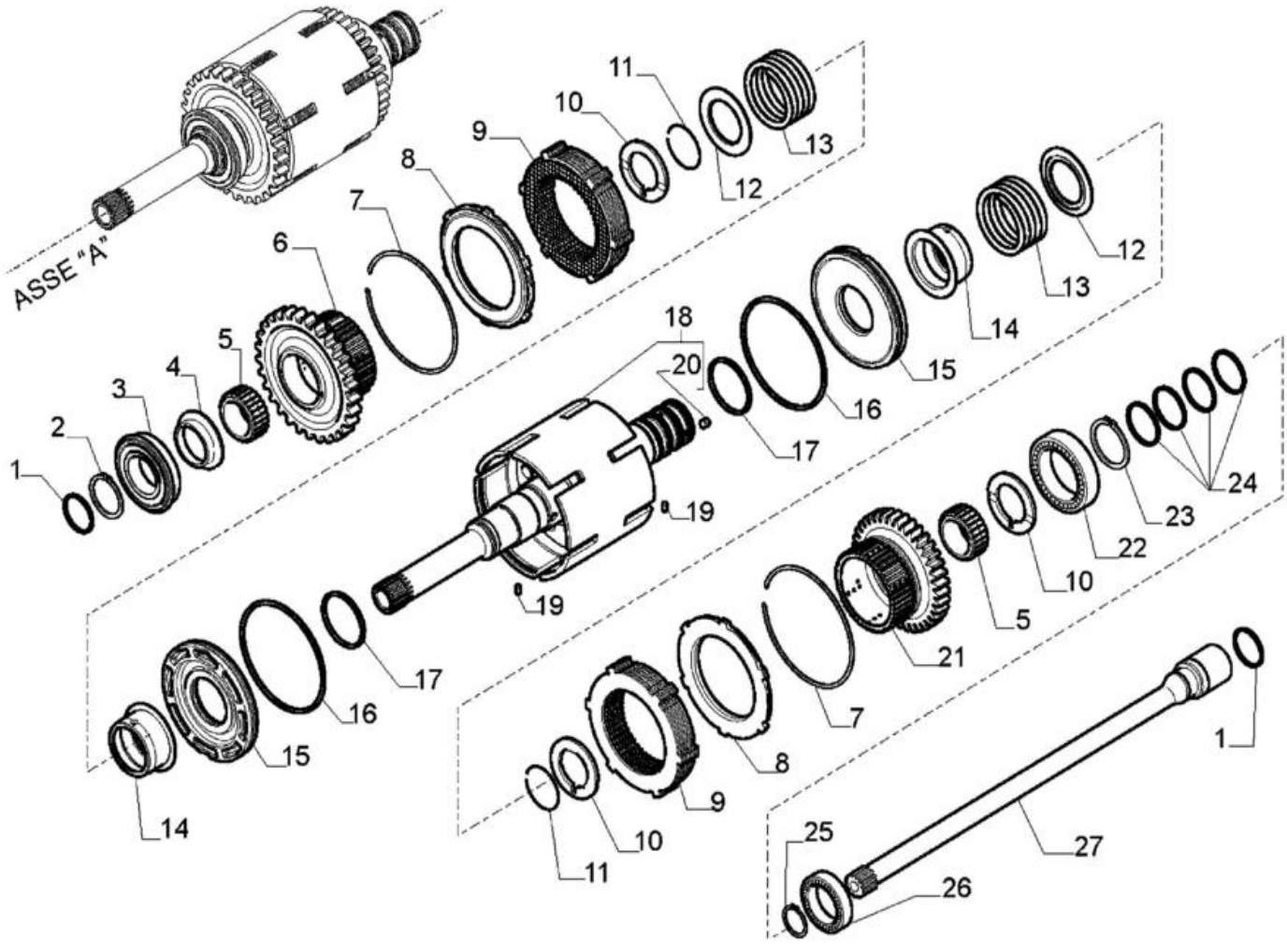

TRANSMISSÃO - 2WD / 4WD POWERSHIFT - EIXOS, ENTRADA & TDF

REF	FN	PART NUMBER	YR/SN	QTY	DESCRIPTION
21		358638A1		1	PINHÃO 39T Forward, 37T
22		ST264		1	ROLAMENTO DE ESFERAS 50 mm ID x 90 mm OD x 20 mm
23		800-1150		1	ANEL M50, Ext
24		87429984		4	ANEL
25		800-1130		1	ANEL M30, Ext
26		87429983		1	ROLAMENTO DE ESFERAS 30mm ID x 55mm OD x 13mm W
27		87705460		1	VEIO DA TDF

21.154.01	01	p1	1/2017

TRANSMISSÃO, 2WD - BOMBA, ÓLEO

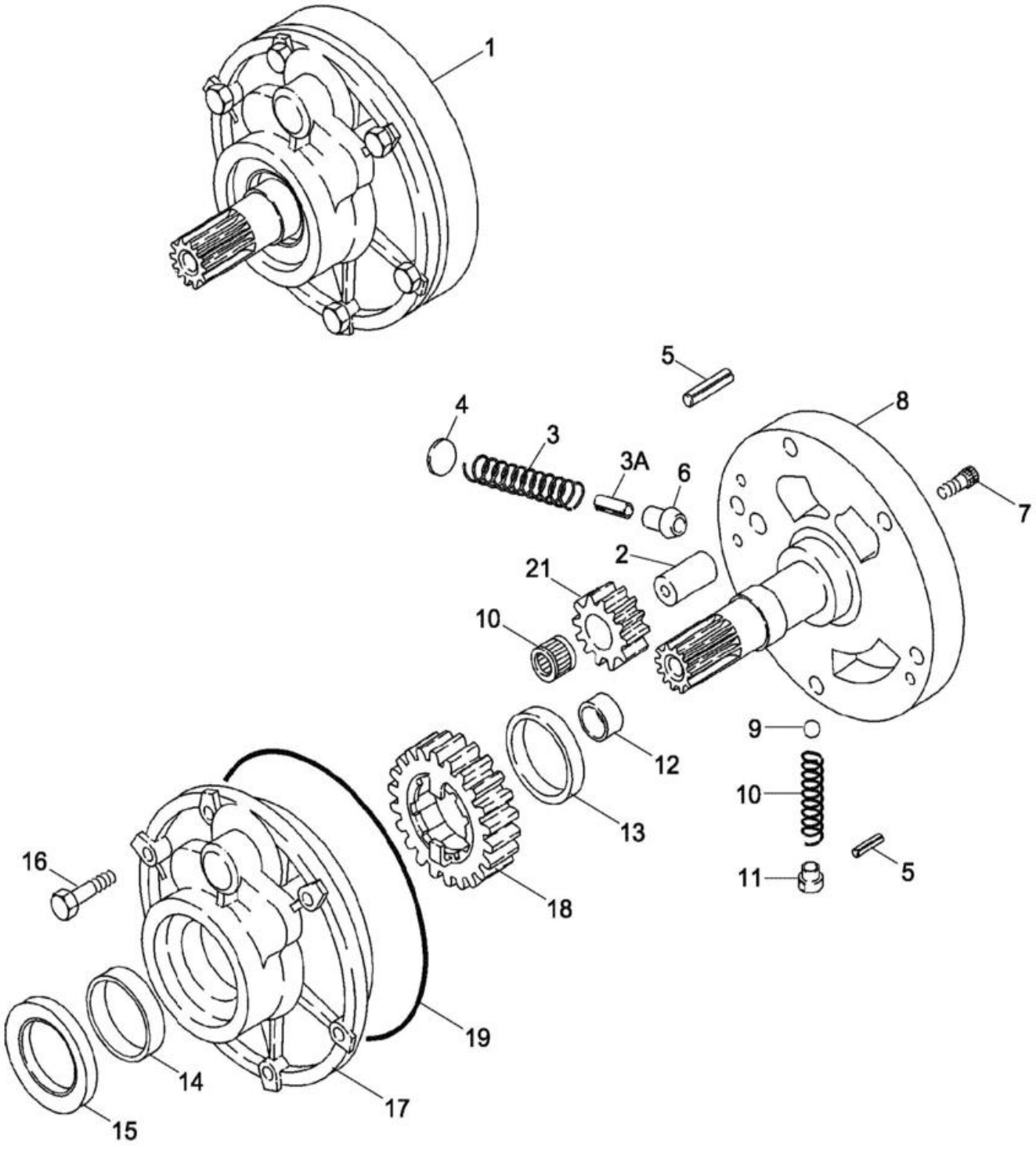

TRANSMISSÃO, 2WD - BOMBA, ÓLEO

REF FN	PART NUMBER	YR/SN	QTY	DESCRIPTION
	87395300		1	TRANSMISSÃO Two Wheel Drive, Incl 1 - 21
	87395300R		1	TRANSMISSAO RECUPERA Reman 2WD
	87395300C		1	TRANSMISSAO A RENOVA Return Number
1	87429970		1	BOMBA Charge, Incl 2 - 21
2	NSS		1	NO SE VENDE SEPARADO SHAFT, Incl in 87395300 and 87429970
3	NSS		1	NO SE VENDE SEPARADO SPRING, Incl in 87395300 and 87429970
3A	NSS		1	NO SE VENDE SEPARADO PIN, Incl in 87395300 and 87429970
4	NSS		1	NO SE VENDE SEPARADO STOP, Incl in 87395300 and 87429970
5	NSS		2	NO SE VENDE SEPARADO PIN Roll, Incl in 87395300 and 87429970
6	NSS		1	NO SE VENDE SEPARADO PISTON, Incl in 87395300 and 87429970
7	NSS		2	NO SE VENDE SEPARADO BOLT, Incl in 87395300 and 87429970
8	NSS		1	NO SE VENDE SEPARADO SUPPORT, Incl in 87395300 and 87429970
9	NSS		1	NO SE VENDE SEPARADO BALL, Incl in 87395300 and 87429970
10	NSS		1	NO SE VENDE SEPARADO SPRING, Incl in 87395300 and 87429970
11	NSS		1	NO SE VENDE SEPARADO GUIDE, Incl in 87395300 and 87429970
12	NSS		1	NO SE VENDE SEPARADO BUSHING, Incl in 87395300 and 87429970
13	NSS		1	NO SE VENDE SEPARADO BUSHING, Incl in 87395300 and 87429970
14	NSS		1	NO SE VENDE SEPARADO BUSHING, Incl in 87395300 and 87429970
15	87429971		1	VEDANTE DE ÓLEO
16	814-8060		6	PARAFUSO Hex, M8 x 1.25 x 60mm, Cl 8.8
17	NSS		1	NO SE VENDE SEPARADO HOUSING, Incl in 87395300 and 87429970

21.154.01	01	p2	1/2017

TRANSMISSÃO, 2WD - BOMBA, ÓLEO

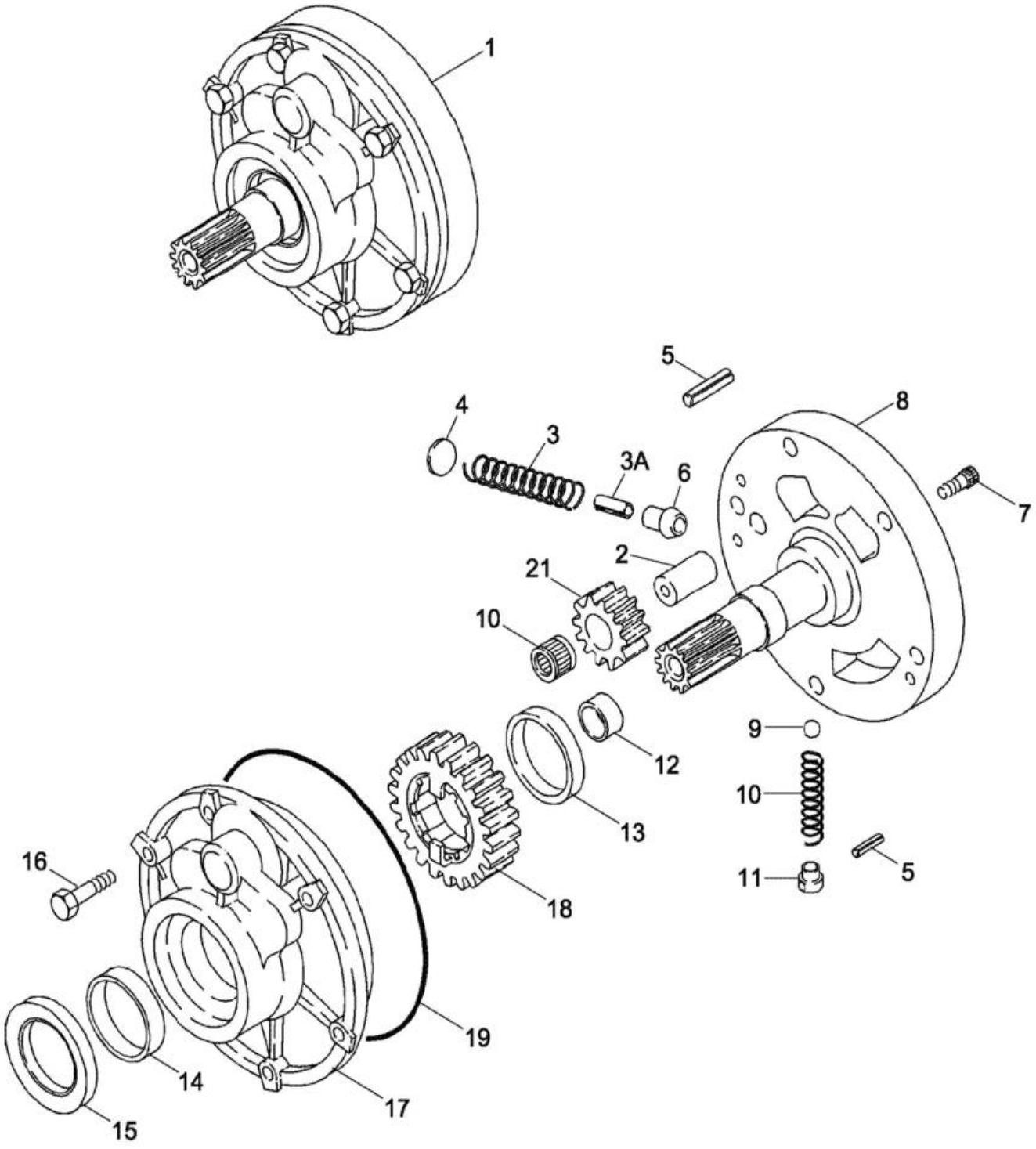

TRANSMISSÃO, 2WD - BOMBA, ÓLEO

REF	FN	PART NUMBER	YR/SN	QTY	DESCRIPTION
18		NSS		1	NO SE VENDE SEPARADO GEAR 23T, Incl in 87395300 and 87429970
19		181142A1		1	O-RING 2.5mm Thk x 183mm ID, 70 Duro
20		NSS		1	NO SE VENDE SEPARADO BEARING Needle, Incl in 87395300 and 87429970
21		NSS		1	NO SE VENDE SEPARADO GEAR 12T, Incl in 87395300 and 87429970

21.154.01	02	p1	1/2017

TRANSMISSÃO, 4WD - BOMBA, ÓLEO

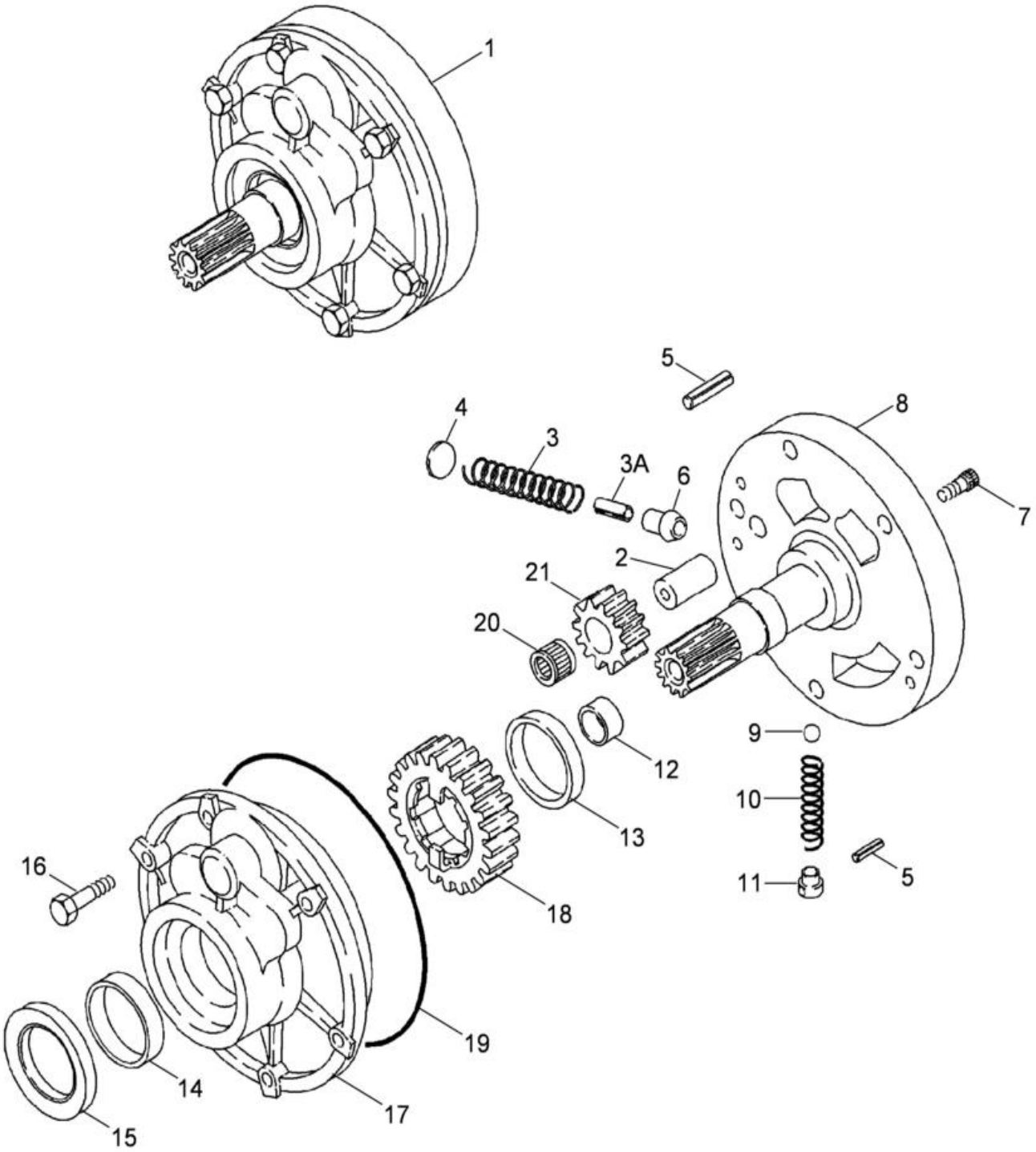

TRANSMISSÃO, 4WD - BOMBA, ÓLEO

REF FN	PART NUMBER	YR/SN	QTY	DESCRIPTION
	87395301		1	TRANSMISSÃO Four Wheel Drive, Incl 1 - 21
	87395301R		1	TRANSMISSAO RECUPERA Reman for New PN 87395301
	87395301C		1	TRANSMISSAO A RENOVA Return Number
1	87429970		1	BOMBA Charge, Incl 2 - 21
2	NSS		1	NO SE VENDE SEPARADO SHAFT, Incl in 87395301 and 87429970
3	NSS		1	NO SE VENDE SEPARADO SPRING, Incl in 87395301 and 87429970
3A	NSS		1	NO SE VENDE SEPARADO PIN, Incl in 87395301 and 87429970
4	NSS		1	NO SE VENDE SEPARADO STOP, Incl in 87395301 and 87429970
5	NSS		2	NO SE VENDE SEPARADO PIN Roll, Incl in 87395301 and 87429970
6	NSS		1	NO SE VENDE SEPARADO PISTON, Incl in 87395301 and 87429970
7	NSS		2	NO SE VENDE SEPARADO BOLT, Incl in 87395301 and 87429970
8	NSS		1	NO SE VENDE SEPARADO SUPPORT, Incl in 87395301 and 87429970
9	NSS		1	NO SE VENDE SEPARADO BALL, Incl in 87395301 and 87429970
10	NSS		1	NO SE VENDE SEPARADO SPRING, Incl in 87395301 and 87429970
11	NSS		1	NO SE VENDE SEPARADO GUIDE, Incl in 87395301 and 87429970
12	NSS		1	NO SE VENDE SEPARADO BUSHING, Incl in 87395301 and 87429970
13	NSS		1	NO SE VENDE SEPARADO BUSHING, Incl in 87395301 and 87429970
14	NSS		1	NO SE VENDE SEPARADO BUSHING, Incl in 87395301 and 87429970
15	87429971		1	VEDANTE DE ÓLEO
16	814-8060		6	PARAFUSO Hex, M8 x 1.25 x 60mm, Cl 8.8
17	NSS		1	NO SE VENDE SEPARADO HOUSING, Incl in 87395301 and 87429970

21.154.01	02	p2	1/2017

TRANSMISSÃO, 4WD - BOMBA, ÓLEO

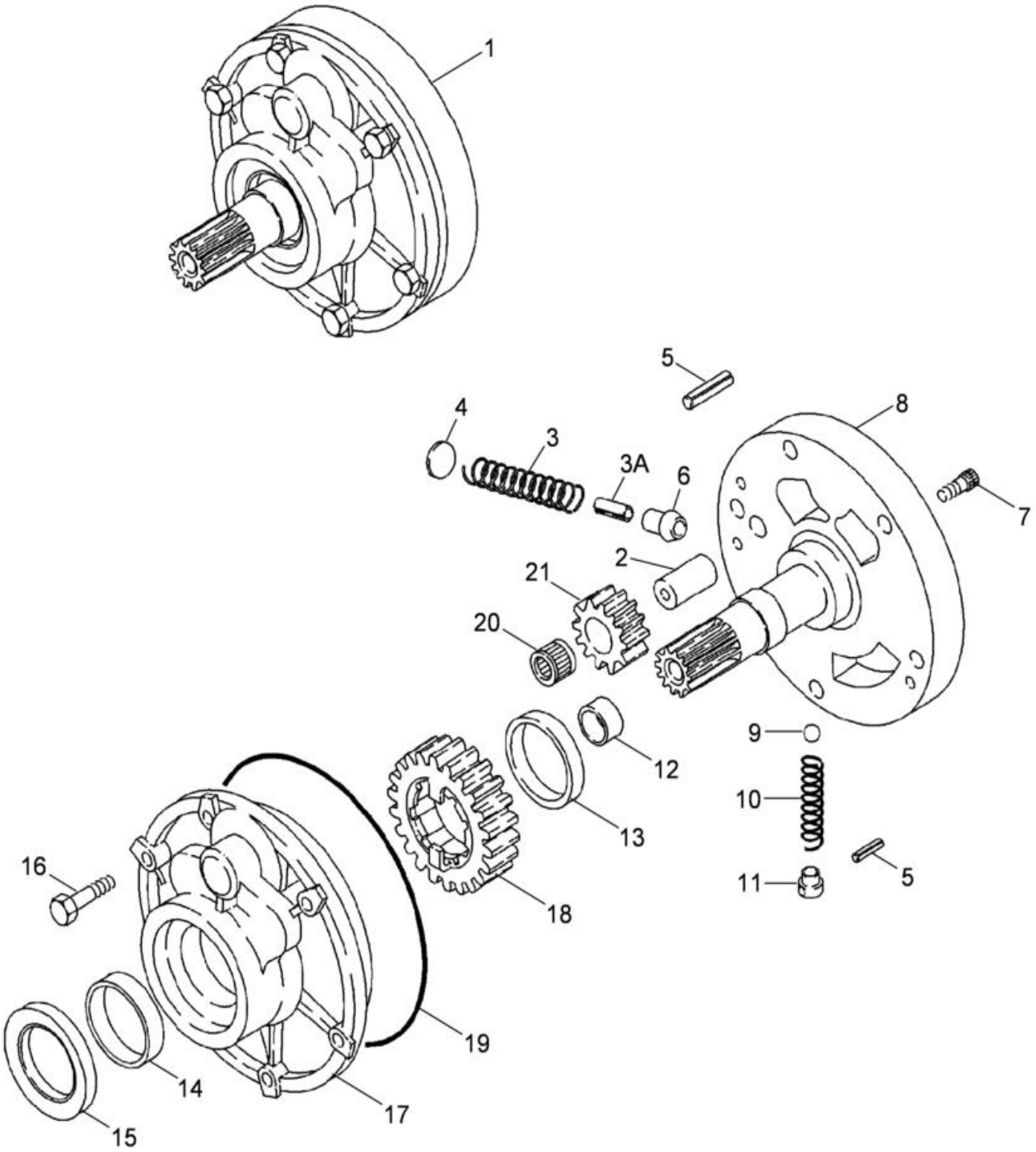

TRANSMISSÃO, 4WD - BOMBA, ÓLEO

REF	FN	PART NUMBER	YR/SN	QTY	DESCRIPTION
18		NSS		1	NO SE VENDE SEPARADO GEAR 23T, Incl in 87395301 and 87429970
19		181142A1		1	O-RING 2.5mm Thk x 183mm ID, 70 Duro
20		NSS		1	NO SE VENDE SEPARADO BEARING Needle, Incl in 87395301 and 87429970
21		NSS		1	NO SE VENDE SEPARADO GEAR 12T, Incl in 87395301 and 87429970

21.154.01	03	p1	1/2017

TRANSMISSÃO - 2WD / 4WD POWERSHIFT - BOMBA, ÓLEO

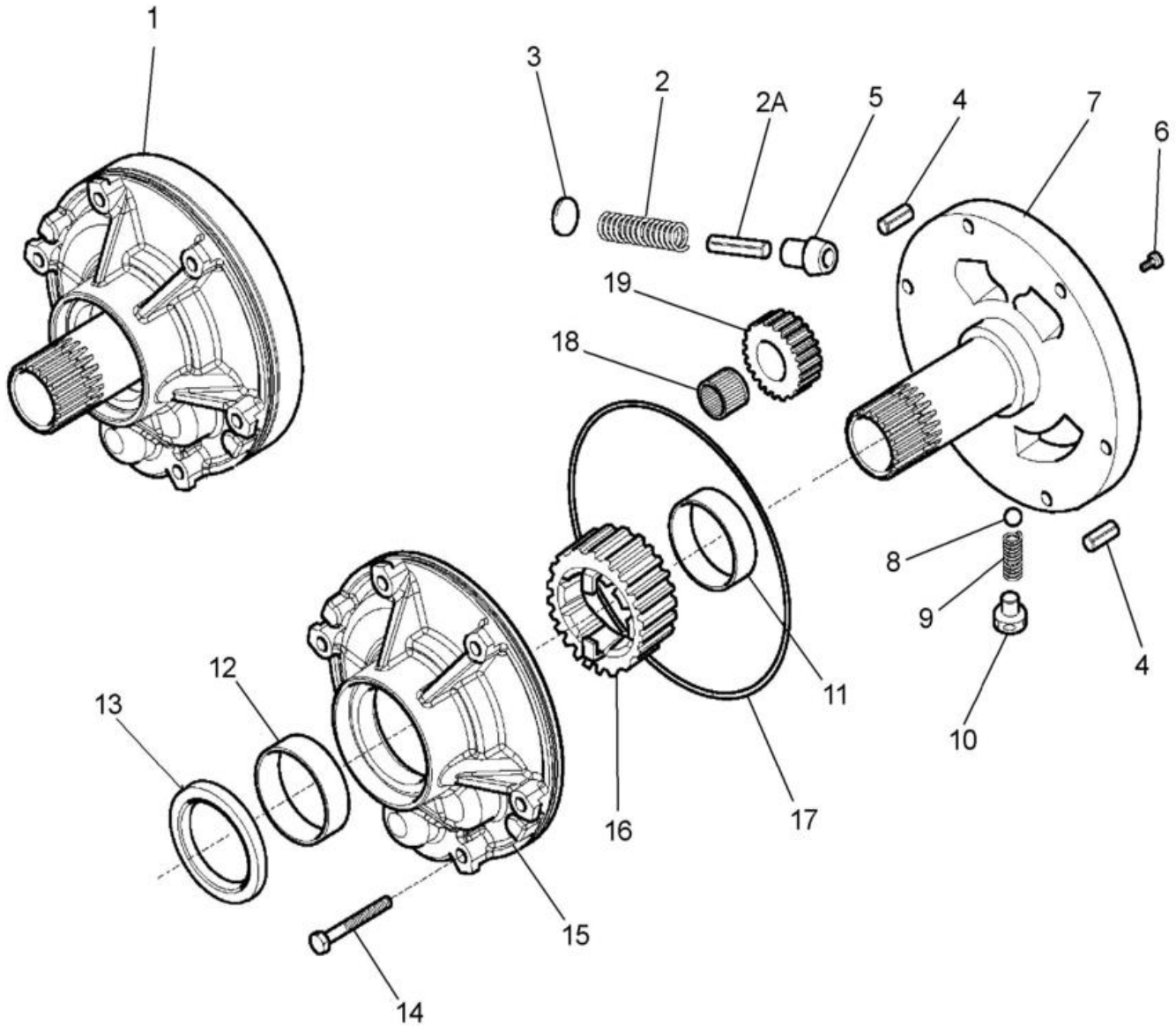

TRANSMISSÃO - 2WD / 4WD POWERSHIFT - BOMBA, ÓLEO

REF FN	PART NUMBER	YR/SN	QTY	DESCRIPTION
	84327511		1	TRANSMISSÃO Powershift, Two Wheel Drive, Incl 1 - 19
	84327511R		1	TRANSMISSAO RECUPERA Reman for New PN 84327511
	84327511C		1	TRANSMISSAO A RENOVA Return Number
	84327512		1	TRANSMISSÃO Powershift, Four Wheel Drive, Incl 1 - 19
	84327512R		1	TRANSMISSAO RECUPERA Reman For New PN 84327512
	84327512C		1	TRANSMISSAO A RENOVA Return Number
1	87705431		1	BOMBA HIDRÁULICA Oil, Incl 2 - 19
2	NSS		1	NO SE VENDE SEPARADO SPRING, Incl in 84327511, 84327512 and 87705431
2A	NSS		1	NO SE VENDE SEPARADO PIN, Incl in 84327511, 84327512 and 87705431
3	NSS		1	NO SE VENDE SEPARADO STOP, Incl in 84327511, 84327512 and 87705431
4	NSS		2	NO SE VENDE SEPARADO PIN Roll, Incl in 84327511, 84327512 and 87705431
5	NSS		1	NO SE VENDE SEPARADO PISTON, Incl in 84327511, 84327512 and 87705431
6	NSS		2	NO SE VENDE SEPARADO BOLT, Incl in 84327511, 84327512 and 87705431
7	NSS		1	NO SE VENDE SEPARADO SUPPORT, Incl in 84327511, 84327512 and 87705431
8	NSS		1	NO SE VENDE SEPARADO BALL, Incl in 84327511, 84327512 and 87705431
9	NSS		1	NO SE VENDE SEPARADO SPRING, Incl in 84327511, 84327512 and 87705431
10	NSS		1	NO SE VENDE SEPARADO GUIDE, Incl in 84327511, 84327512 and 87705431
11	NSS		1	NO SE VENDE SEPARADO BUSHING, Incl in 84327511, 84327512 and 87705431
12	NSS		1	NO SE VENDE SEPARADO BUSHING, Incl in 84327511, 84327512 and 87705431
13	87429971		1	VEDANTE DE ÓLEO
14	814-8060		9	PARAFUSO Hex, M8 x 1.25 x 60mm, Cl 8.8

TRANSMISSÃO - 2WD / 4WD POWERSHIFT - BOMBA, ÓLEO

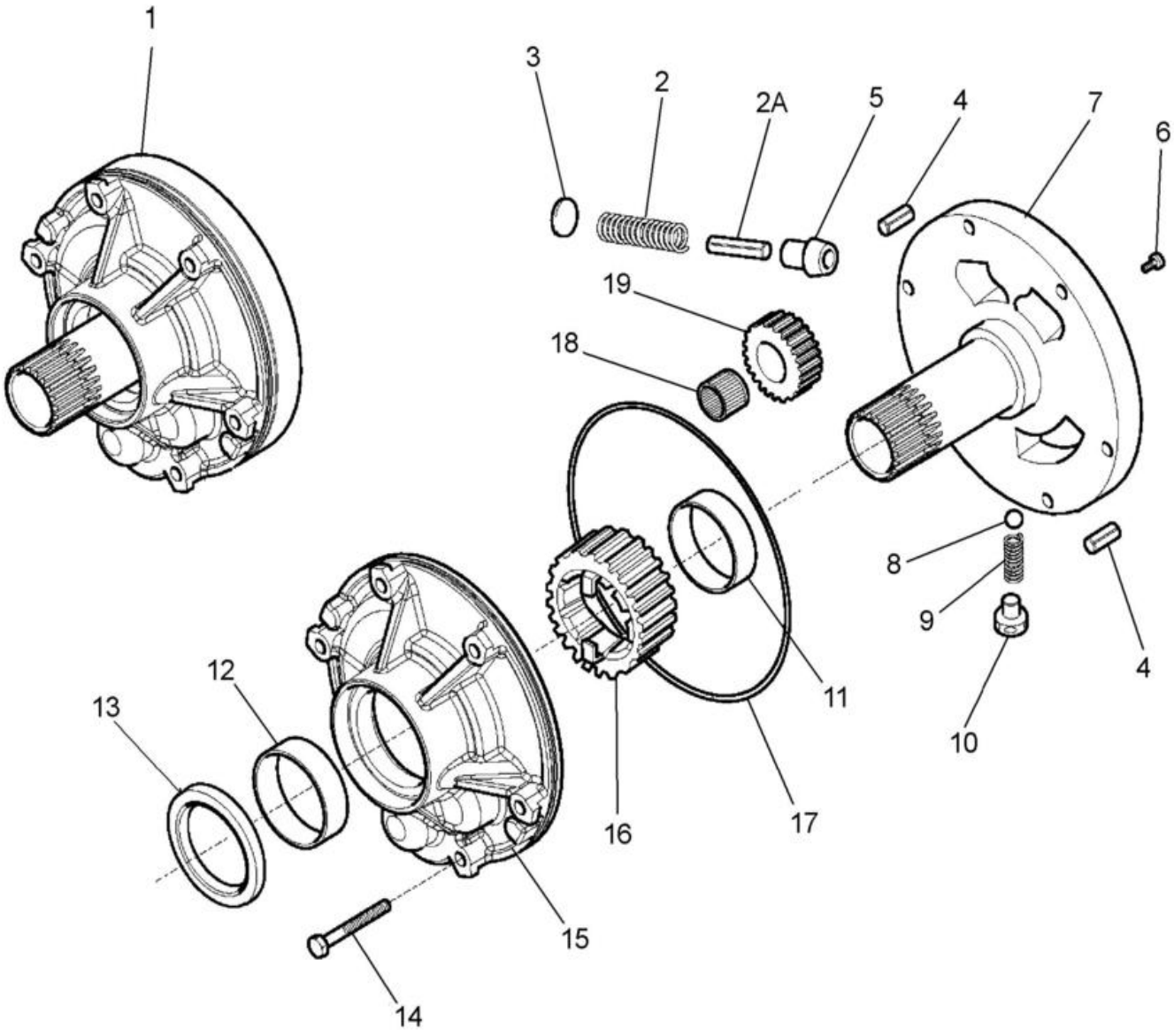

TRANSMISSÃO - 2WD / 4WD POWERSHIFT - BOMBA, ÓLEO

REF	FN	PART NUMBER	YR/SN	QTY	DESCRIPTION
15		NSS		1	NO SE VENDE SEPARADO HOUSING, Incl in 84327511, 84327512 and 87705431
16		NSS		1	NO SE VENDE SEPARADO GEAR, Incl in 84327511, 84327512 and 87705431
17		181142A1		1	O-RING 2.5mm Thk x 183mm ID, 70 Duro
18		NSS		1	NO SE VENDE SEPARADO BEARING Needle, Incl in 84327511, 84327512 and 87705431
19		NSS		1	NO SE VENDE SEPARADO GEAR, Incl in 84327511, 84327512 and 87705431

21.154.02	01	p1	1/2017

TRANSMISSÃO, 2WD - EIXO, RÉ & PRIMÁRIO

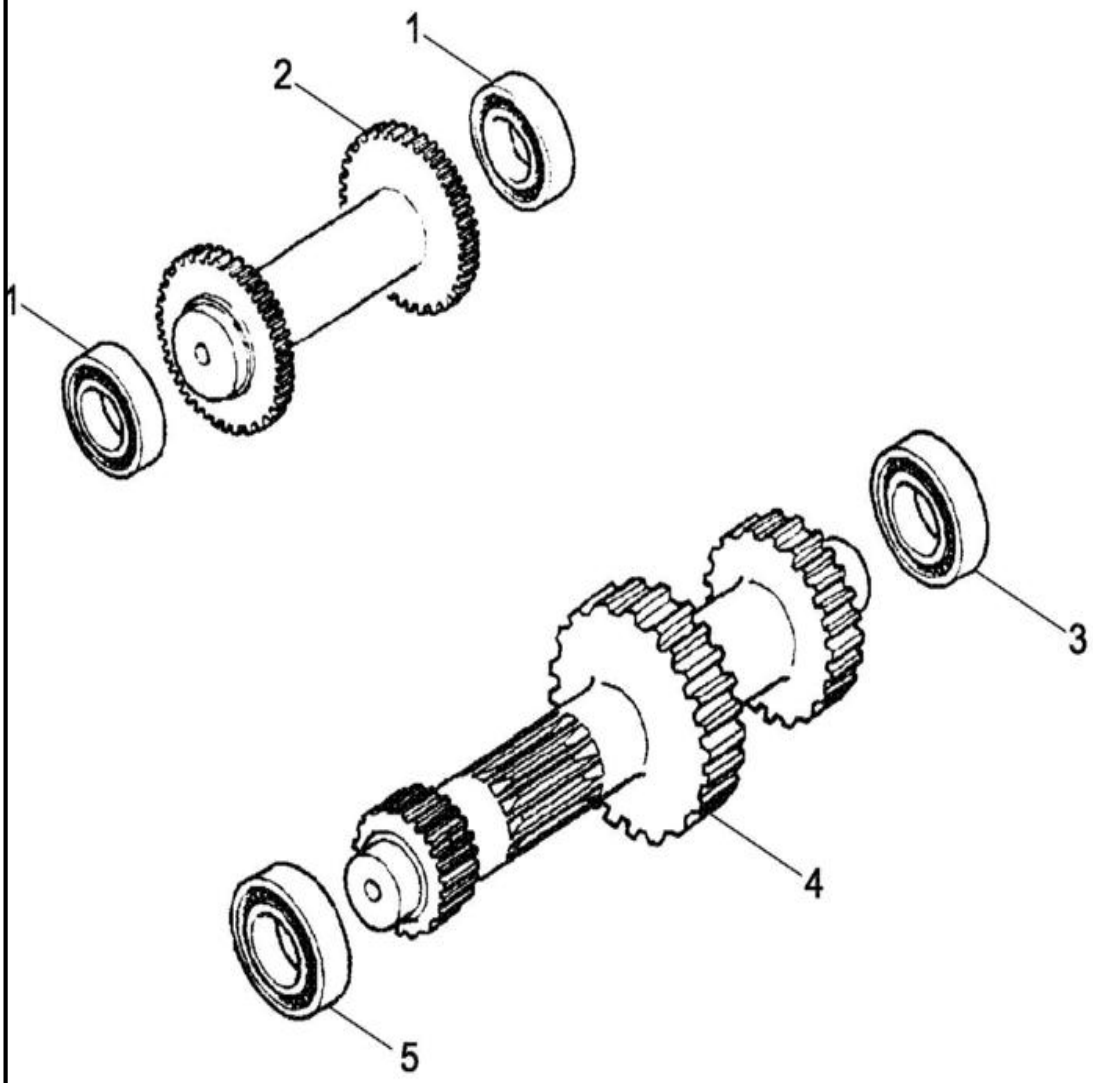

TRANSMISSÃO, 2WD - EIXO, RÉ & PRIMÁRIO

REF FN	PART NUMBER	YR/SN	QTY	DESCRIPTION
	87395300		1	TRANSMISSÃO Two Wheel Drive, Incl 1 - 6
	87395300R		1	TRANSMISSAO RECUPERA Reman 2WD
	87395300C		1	TRANSMISSAO A RENOVA Return Number
1	ST205A		2	ROLAMENTO DE ESFERAS 35 mm ID x 72 mm OD x 17 mm
2	358636A1		1	VEIO 27T Idler/Reverse
3	181126A1		1	ROLAMENTO DE ESFERAS 45 mm ID x 85 mm OD x 19 mm
4	87701276		1	VEIO PRIMÁRIO
5	181132A1		1	ROLAMENTO DE ROLOS 40mm ID x 80mm OD x 18mm W
6	A48041		1	ANEL DE RETENÇÃO 41.5mm ID x 2.5mm Thk Bearing to Axle Housing; Not Illustrated

21.154.02	02	p1	1/2017

TRANSMISSÃO, 4WD - EIXO, RÉ & PRIMÁRIO

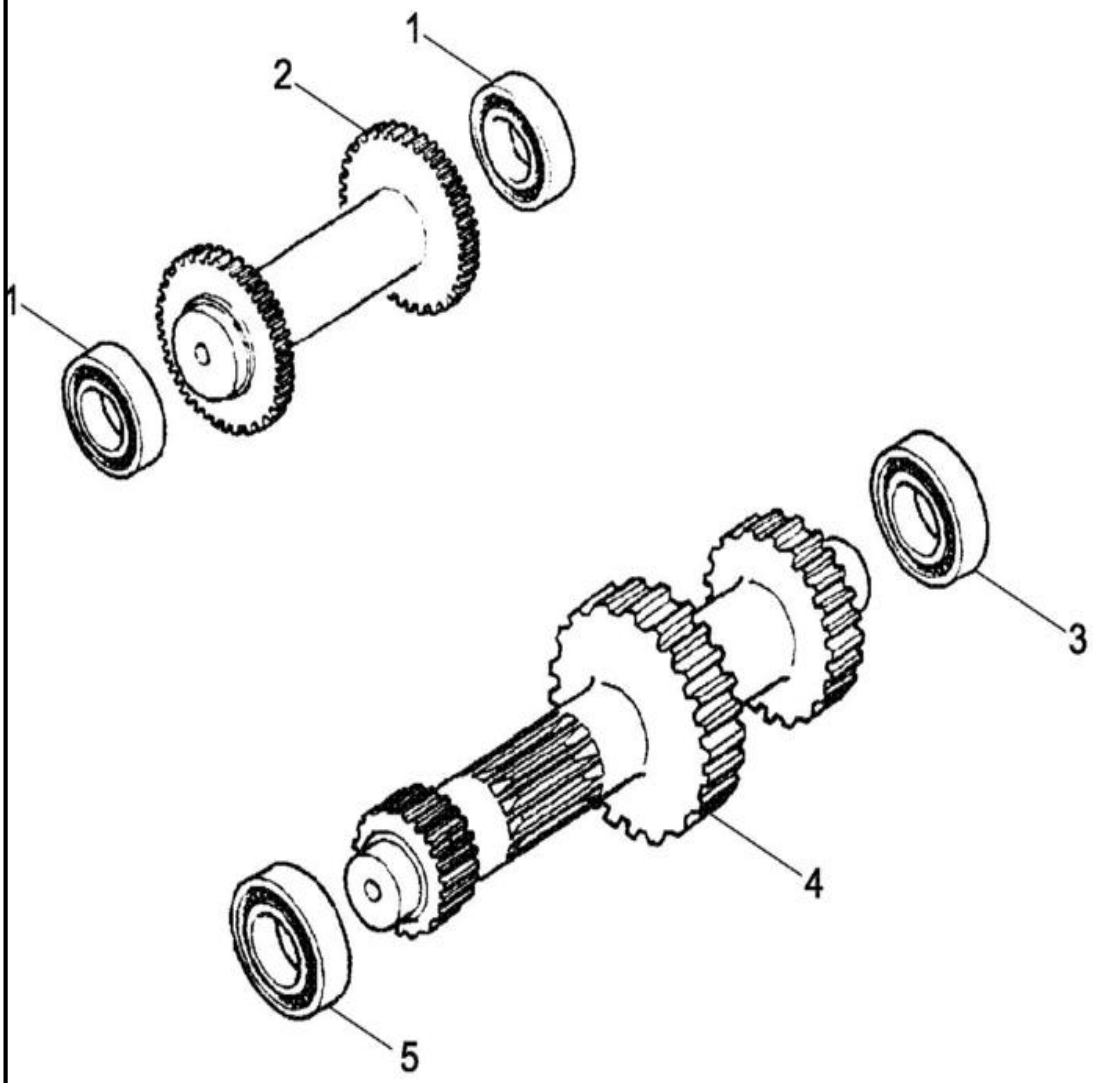

TRANSMISSÃO, 4WD - EIXO, RÉ & PRIMÁRIO

REF FN	PART NUMBER	YR/SN	QTY	DESCRIPTION
	87395301		1	TRANSMISSÃO Four Wheel Drive, Incl 1 - 6
	87395301R		1	TRANSMISSAO RECUPERA Reman for New PN 87395301
	87395301C		1	TRANSMISSAO A RENOVA Return Number
1	ST205A		2	ROLAMENTO DE ESFERAS 35 mm ID x 72 mm OD x 17 mm
2	358636A1		1	VEIO 27T Idler/Reverse
3	181126A1		1	ROLAMENTO DE ESFERAS 45 mm ID x 85 mm OD x 19 mm
4	87701276		1	VEIO PRIMÁRIO
5	181132A1		1	ROLAMENTO DE ROLOS 40mm ID x 80mm OD x 18mm W
6	A48041		1	ANEL DE RETENÇÃO 41.5mm ID x 2.5mm Thk Bearing to Axle Housing; Not Illustrated

21.154.02	03	p1	1/2017

TRANSMISSÃO, 2WD/4WD - EIXO, RÉ & PRIMÁRIO

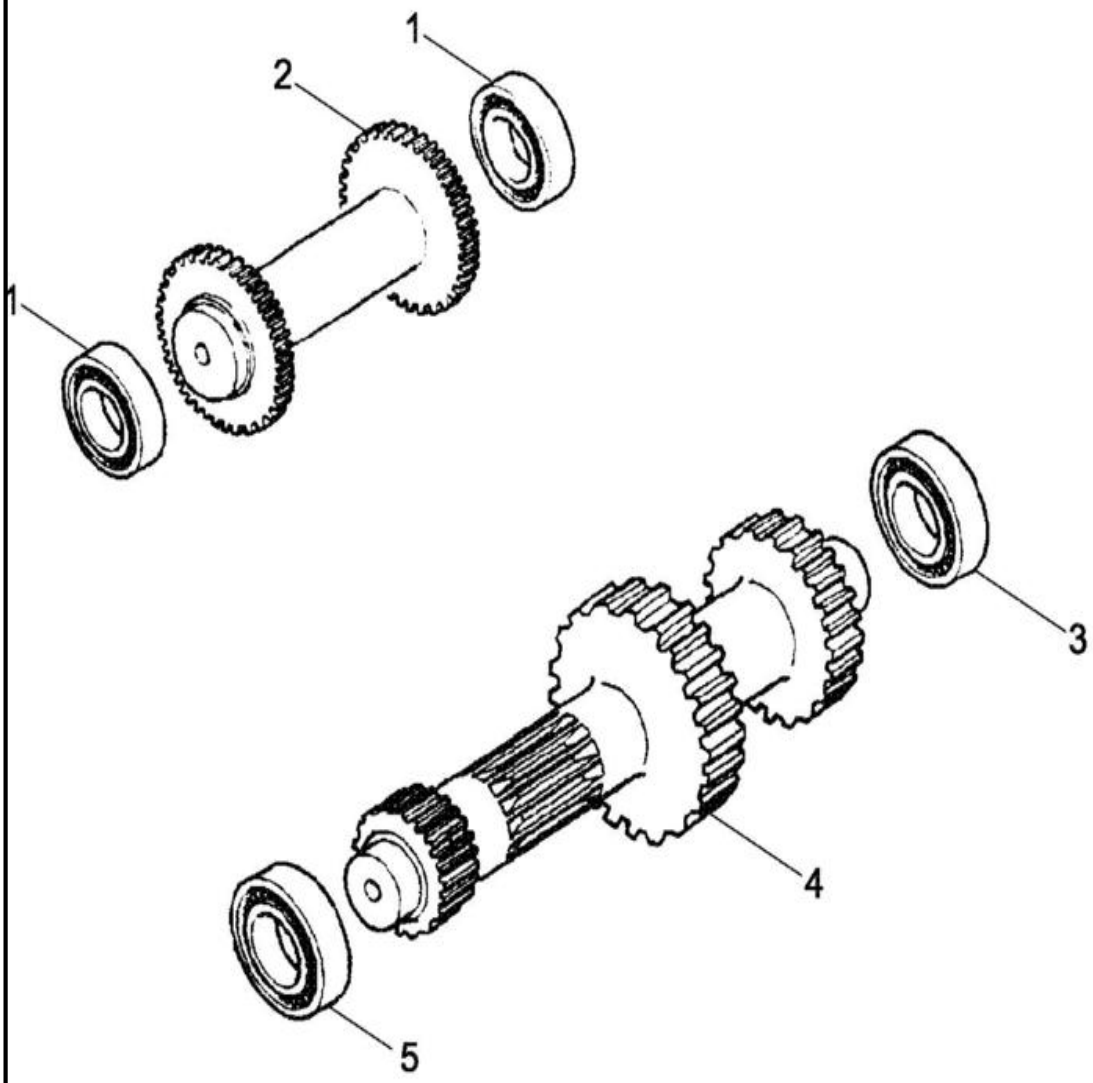

TRANSMISSÃO, 2WD/4WD - EIXO, RÉ & PRIMÁRIO

REF FN	PART NUMBER	YR/SN	QTY	DESCRIPTION
	84327511		1	TRANSMISSÃO Two Wheel Drive, Incl 1 - 6
	84327511R		1	TRANSMISSAO RECUPERA Reman for New PN 84327511
	84327511C		1	TRANSMISSAO A RENOVA Return Number
	84327512		1	TRANSMISSÃO Four Wheel Drive, Incl 1 - 6
	84327512R		1	TRANSMISSAO RECUPERA Reman For New PN 84327512
	84327512C		1	TRANSMISSAO A RENOVA Return Number
1	ST205A		2	ROLAMENTO DE ESFERAS 35 mm ID x 72 mm OD x 17 mm
2	358636A1		1	VEIO 27T Idler/Reverse
3	181126A1		1	ROLAMENTO DE ESFERAS 45 mm ID x 85 mm OD x 19 mm
4	87701276		1	VEIO PRIMÁRIO
5	181132A1		1	ROLAMENTO DE ROLOS 40mm ID x 80mm OD x 18mm W
6	A48041		1	ANEL DE RETENÇÃO 41.5mm ID x 2.5mm Thk Bearing to Axle Housing; Not Illustrated

21.154.03	02	p1	1/2017

TRANSMISSÃO, 4WD - EIXO, SAÍDA

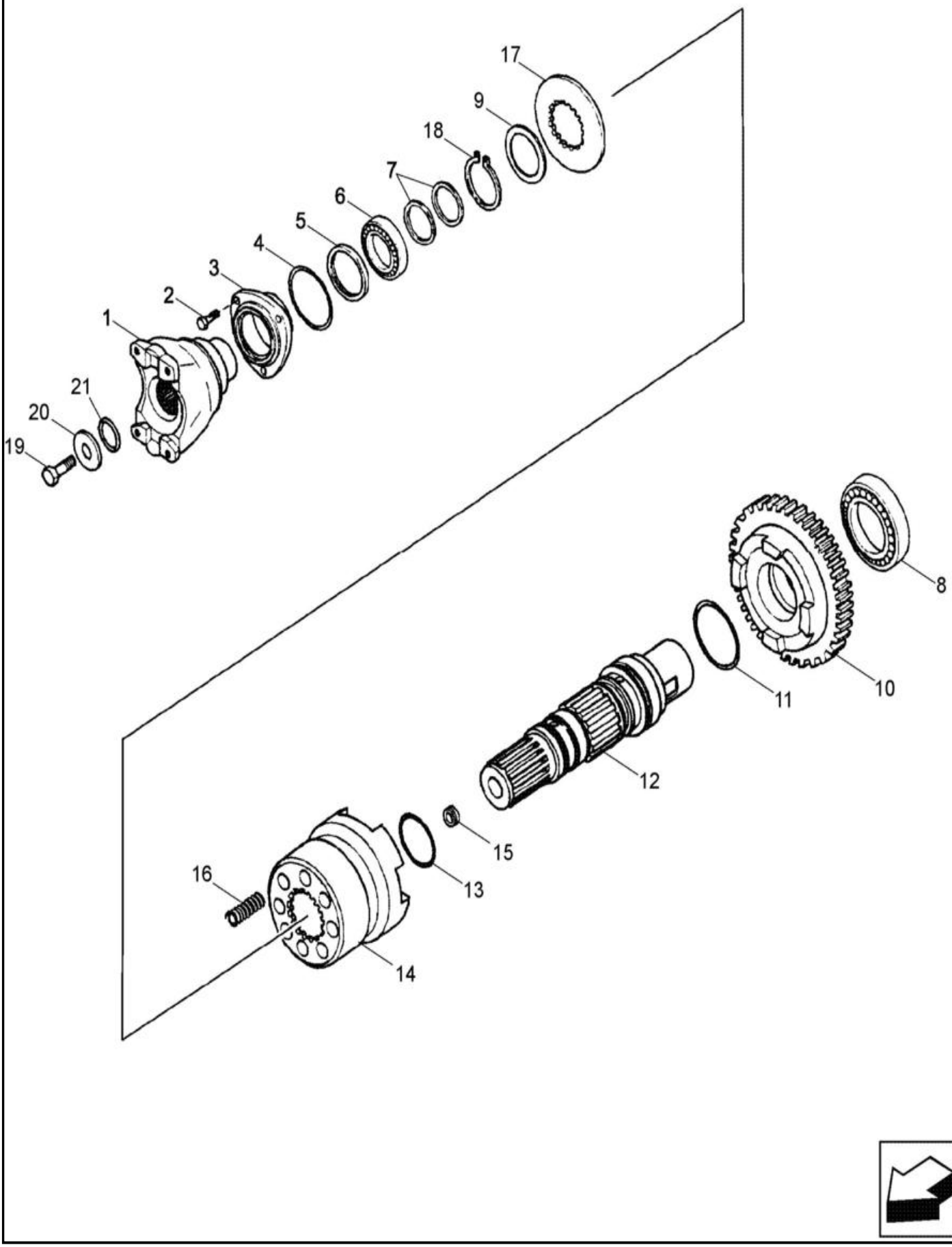

TRANSMISSÃO, 4WD - EIXO, SAÍDA

REF FN	PART NUMBER	YR/SN	QTY	DESCRIPTION
	87395301		1	TRANSMISSÃO Four Wheel Drive, Incl 1 - 21
	87395301R		1	TRANSMISSAO RECUPERA Reman for New PN 87395301
	87395301C		1	TRANSMISSAO A RENOVA Return Number
1	87704971		1	GARFO Fork, Front
2	614-8022		3	PARAFUSO Hex, M8 x 1.25 x 22mm, Cl 8.8, Full Thd
3	181198A1		1	COBERTURA
4	112517A1		1	O-RING 0.103" Thk x 2.8" ID, -149, Cl 5, 75 Duro
5	181122A1		1	VEDANTE DE ÓLEO 50mm ID x 65mm OD x 8mm Thk 50 x 65 x 8 mm
6	ST205A		1	ROLAMENTO DE ESFERAS 35 mm ID x 72 mm OD x 17 mm
7	358645A1		2	ANEL VEDADOR
8	181126A1		1	ROLAMENTO DE ESFERAS 45 mm ID x 85 mm OD x 19 mm
9	P2745478		1	WASHER
10	366234A1		1	PINHÃO 36T Gear, Driven, 36T
11	366235A1		1	O-RING
12	366230A1		1	VEIO Output
13	366236A1		2	O-RING 3.53mm Thk x 42.85mm ID
14	366232A1		1	ACOPLAMENTO
15	D142898		1	TAMPÃO M10 x 1 10 x 1 mm
16	100753A1		8	MOLA Compression, 15mm OD x 41.2mm L
17	366231A1		1	ANILHA
18	800-5145		1	ANEL M45, Ext
19	P3533055		1	PARAFUSO M12 x 1.25 x 25mm 12 x 25 mm
20	P2745466		1	WASHER
21	238-8217		1	O-RING 0.139" Thk x 1.171" ID, -217, Cl 8, 90 Duro

21.154.03	03	p1	1/2017

TRANSMISSÃO, 4WD POWERSHIFT - EIXO, SAÍDA

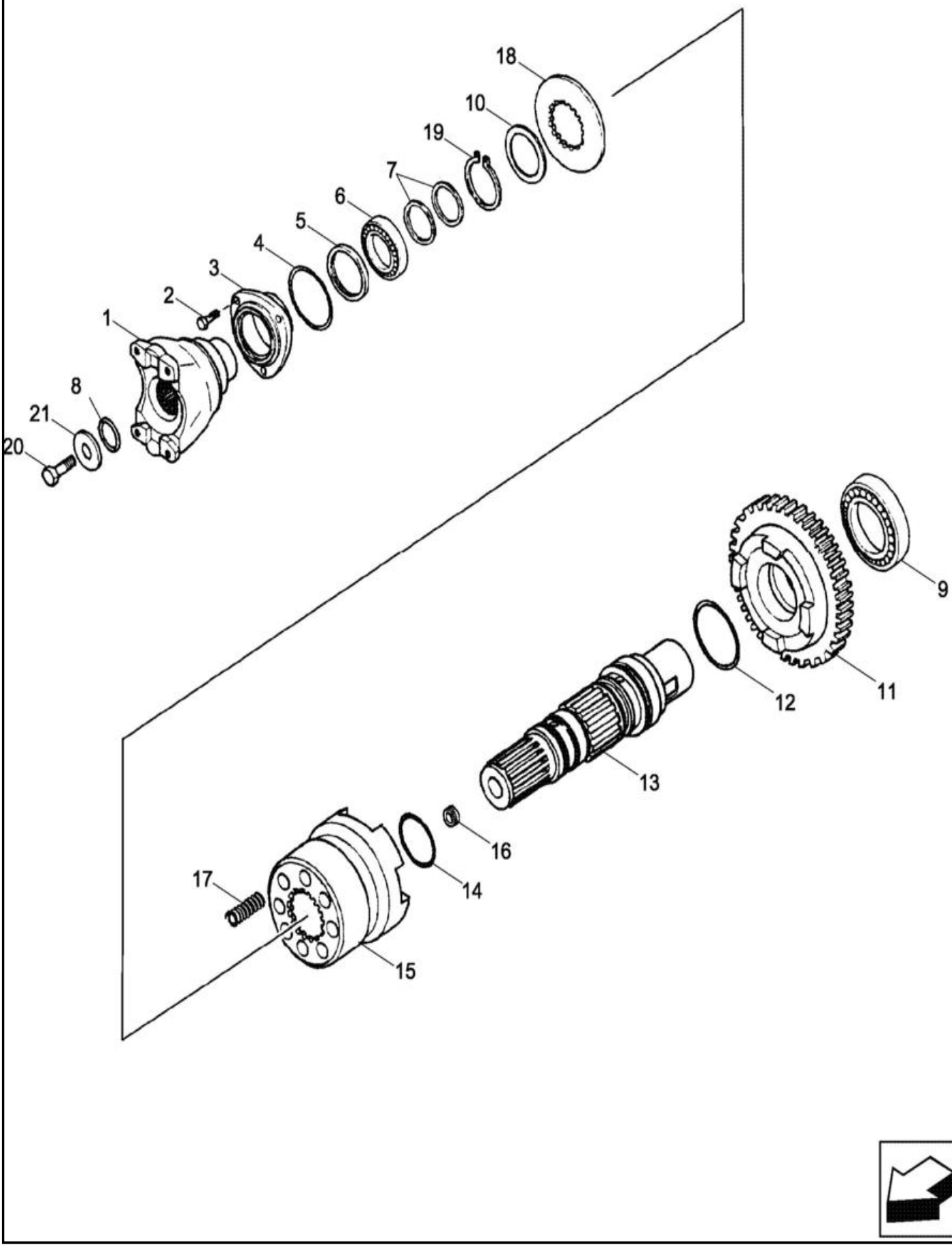

TRANSMISSÃO, 4WD POWERSHIFT - EIXO, SAÍDA

REF FN	PART NUMBER	YR/SN	QTY	DESCRIPTION
	84327512		1	TRANSMISSÃO Four Wheel Drive, Incl 1 - 21
	84327512R		1	TRANSMISSAO RECUPERA Reman For New PN 84327512
	84327512C		1	TRANSMISSAO A RENOVA Return Number
1	87704971		1	GARFO Fork, Front
2	614-8022		3	PARAFUSO Hex, M8 x 1.25 x 22mm, Cl 8.8, Full Thd
3	181198A1		1	COBERTURA
4	112517A1		1	O-RING 0.103" Thk x 2.8" ID, -149, Cl 5, 75 Duro
5	181122A1		1	VEDANTE DE ÓLEO 50mm ID x 65mm OD x 8mm Thk 50 x 65 x 8 mm
6	ST205A		1	ROLAMENTO DE ESFERAS 35 mm ID x 72 mm OD x 17 mm
7	358645A1		2	ANEL VEDADOR
8	181126A1		1	ROLAMENTO DE ESFERAS 45 mm ID x 85 mm OD x 19 mm
9	P2745478Q		1	ANILHA
10	366234A1		1	PINHÃO 36T Gear, Driven, 36T
11	366235A1		1	O-RING
12	366230A1		1	VEIO Output
13	366236A1		2	O-RING 3.53mm Thk x 42.85mm ID
14	366232A1		1	ACOPLAMENTO
15	D142898		1	TAMPÃO M10 x 1 10 x 1 mm
16	100753A1		8	MOLA Compression, 15mm OD x 41.2mm L
17	366231A1		1	ANILHA
18	800-5145		1	ANEL M45, Ext
19	P3533055		1	PARAFUSO M12 x 1.25 x 25mm 12 x 25 mm
20	P2745466		1	WASHER
21	238-8217		1	O-RING 0.139" Thk x 1.171" ID, -217, Cl 8, 90 Duro

21.154.09	01	p1	1/2017

TRANSMISSÃO, 2WD - EIXO, SECUNDÁRIO

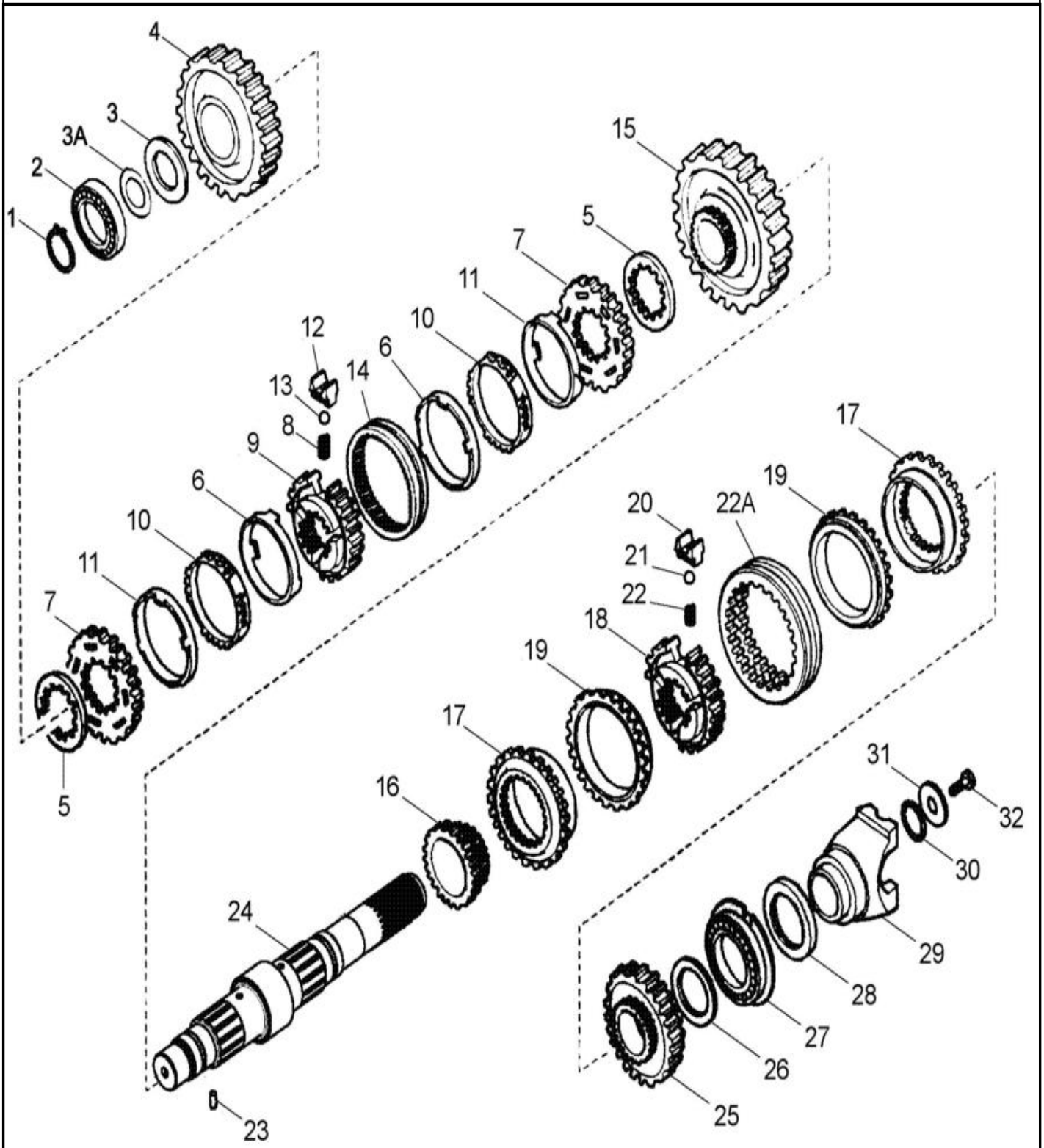

TRANSMISSÃO, 2WD - EIXO, SECUNDÁRIO

REF FN	PART NUMBER	YR/SN	QTY	DESCRIPTION
	87395300		1	TRANSMISSÃO Two Wheel Drive, Incl 1 - 32
	87395300R		1	TRANSMISSAO RECUPERA Reman 2WD
	87395300R		1	TRANSMISSAO RECUPERA Return Number
1	181118A1		1	RING, LOCKING 36.5mm ID x 1.75mm Thk
2	181132A1		1	ROLAMENTO DE ROLOS 40mm ID x 80mm OD x 18mm W
3	358649A1		1	ANILHA DE ENCOSTO Thrust
3A	358650A1		AR	CALÇO DE AFINAÇÃO 0.05mm Thk
3A	358651A1		AR	CALÇO DE AFINAÇÃO 0.1mm Thk
3A	358652A1		AR	CALÇO DE AFINAÇÃO 0.3mm Thk
3A	196454A1		AR	CALÇO DE AFINAÇÃO 0.5mm Thk
4	87701278		1	ENGRENAGEM 44T Driven, Second, Pinion
5	244109A1		2	ESPAÇADOR
	190427A1		1	SINCRONIZADOR 90T Service Kit, Incl 6 - 14
6	NSS		2	NO SE VENDE SEPARADO RING, Incl in 190427A1
7	NSS		2	NO SE VENDE SEPARADO RING, Incl in 190427A1
8	384773A1		3	MOLA HELICOIDAL
9	NSS		1	NO SE VENDE SEPARADO HUB, Incl in 190427A1
10	NSS		2	NO SE VENDE SEPARADO RING, Incl in 190427A1
11	NSS		2	NO SE VENDE SEPARADO RING, Incl in 190427A1
12	326865A1		3	ESPAÇADOR
13	384769A1		3	ESFERA
14	NSS		1	NO SE VENDE SEPARADO SLEEVE, Incl in 190427A1
15	87701293		1	ENGRENAGEM 50T Driven, First, Pinion
16	358282A1		1	ENGRENAGEM 23T Driven, Fourth
	87429974		1	SINCRONIZADOR Service Kit, Incl 17 - 22A
17	NSS		2	NO SE VENDE SEPARADO RING, Incl in 87429974

21.154.09	01	p2	1/2017

TRANSMISSÃO, 2WD - EIXO, SECUNDÁRIO

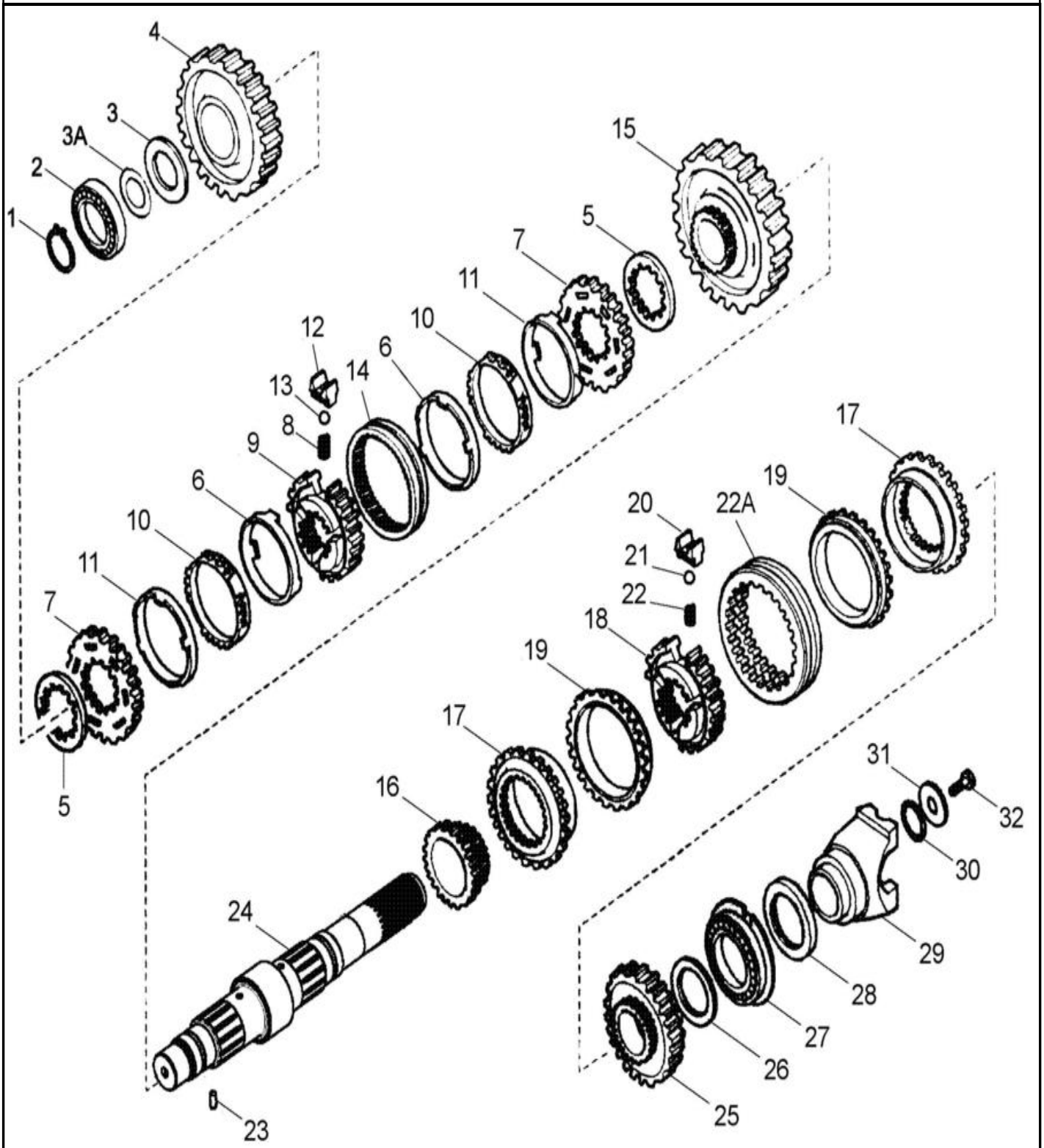

TRANSMISSÃO, 2WD - EIXO, SECUNDÁRIO

REF	FN	PART NUMBER	YR/SN	QTY	DESCRIPTION
18		NSS		1	NO SE VENDE SEPARADO HUB, Incl in 87429974
19		NSS		2	NO SE VENDE SEPARADO RING, Incl in 87429974
20		NSS		3	NO SE VENDE SEPARADO PLATE, Incl in 87429974
21		NSS		3	NO SE VENDE SEPARADO BALL, Incl in 87429974
22		NSS		3	NO SE VENDE SEPARADO SPRING, Incl in 87429974
22A		NSS		1	NO SE VENDE SEPARADO SLEEVE, Incl in 87429974
23		181108A1		1	ANEL ELÁSTICO 3mm OD x 8mm L
24		87701294		1	VEIO Secondary (Rear Output Shaft)
25		358283A1		1	ENGRENAGEM ACCIONADA 33T Third
26		358639A1		1	ANILHA Thrust, 68 x 45 x 4 mm
27		181130A1		1	ROLAMENTO DE ESFERAS 45 mm ID x 106.5 mm OD x 25 mm
28		181123A1		1	VEDANTE DE ÓLEO 60mm ID x 75mm OD x 8mm Thk
29		233284A1		1	GARFO Rear Drive Shaft
30		181144A1		1	O-RING 39.6mm ID x 3.53mm Width
31		181165A1		1	ANILHA 12.5mm ID x 52mm OD x 5mm Thk
32		P3533055		1	PARAFUSO M12 x 1.25 x 25mm

21.154.09	02	p1	1/2017

TRANSMISSÃO, 4WD - EIXO, SECUNDÁRIO

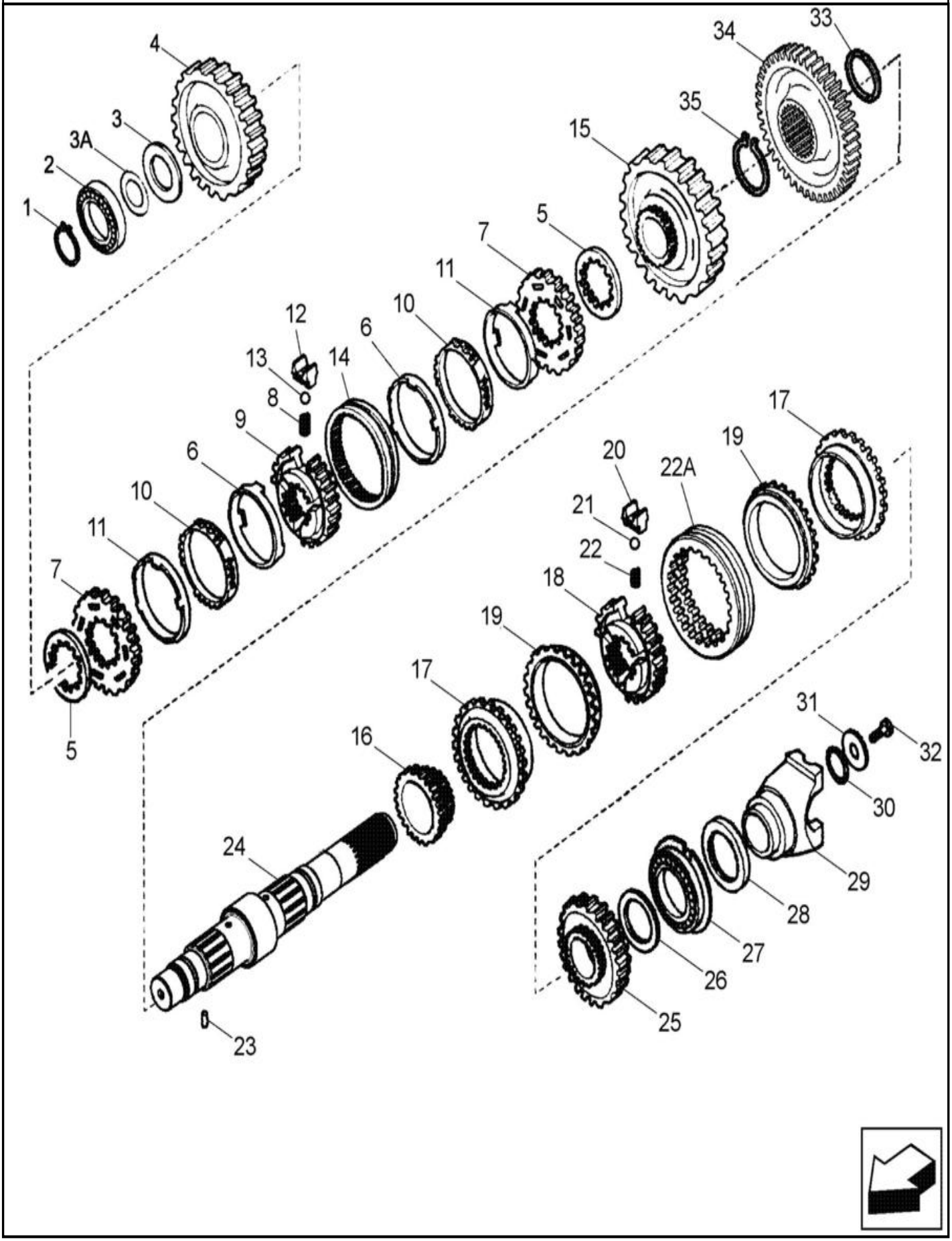

TRANSMISSÃO, 4WD - EIXO, SECUNDÁRIO

REF FN	PART NUMBER	YR/SN	QTY	DESCRIPTION
	87395301		1	TRANSMISSÃO Four Wheel Drive, Inc 1 - 35
	87395301R		1	TRANSMISSAO RECUPERA Reman for New PN 87395301
	87395301C		1	TRANSMISSAO A RENOVA Return Number
1	181118A1		1	RING, LOCKING 36.5mm ID x 1.75mm Thk
2	181132A1		1	ROLAMENTO DE ROLOS 40mm ID x 80mm OD x 18mm W
3	358649A1		1	ANILHA DE ENCOSTO
3A	358650A1		AR	CALÇO DE AFINAÇÃO 0.05mm Thk
3A	358651A1		AR	CALÇO DE AFINAÇÃO 0.1mm Thk
3A	358652A1		AR	CALÇO DE AFINAÇÃO 0.3mm Thk
3A	196454A1		AR	CALÇO DE AFINAÇÃO 0.5mm Thk
4	87701278		1	ENGRENAGEM 44T Driven, Second, Pinion
5	244109A1		2	ESPAÇADOR
	190427A1		1	SINCRONIZADOR 90T Service Kit, Incl 6 - 14
6	NSS		2	NO SE VENDE SEPARADO RING, Incl in 190427A1
7	NSS		2	NO SE VENDE SEPARADO RING, Incl in 190427A1
8	384773A1		3	MOLA HELICOIDAL
9	NSS		1	NO SE VENDE SEPARADO HUB, Incl in 190427A1
10	NSS		2	NO SE VENDE SEPARADO RING, Incl in 190427A1
11	NSS		2	NO SE VENDE SEPARADO RING, Incl in 190427A1
12	326865A1		3	ESPAÇADOR
13	384769A1		3	ESFERA
14	NSS		1	NO SE VENDE SEPARADO SLEEVE, Incl in 190427A1
15	87701293		1	ENGRENAGEM 50T Driven, First, Pinion
16	358282A1		1	ENGRENAGEM 23T Driven, Fourth
	87429974		1	SINCRONIZADOR Service Kit, Incl 17 - 22A
17	NSS		2	NO SE VENDE SEPARADO RING, Incl in 87489974

21.154.09	02	p2	1/2017

TRANSMISSÃO, 4WD - EIXO, SECUNDÁRIO

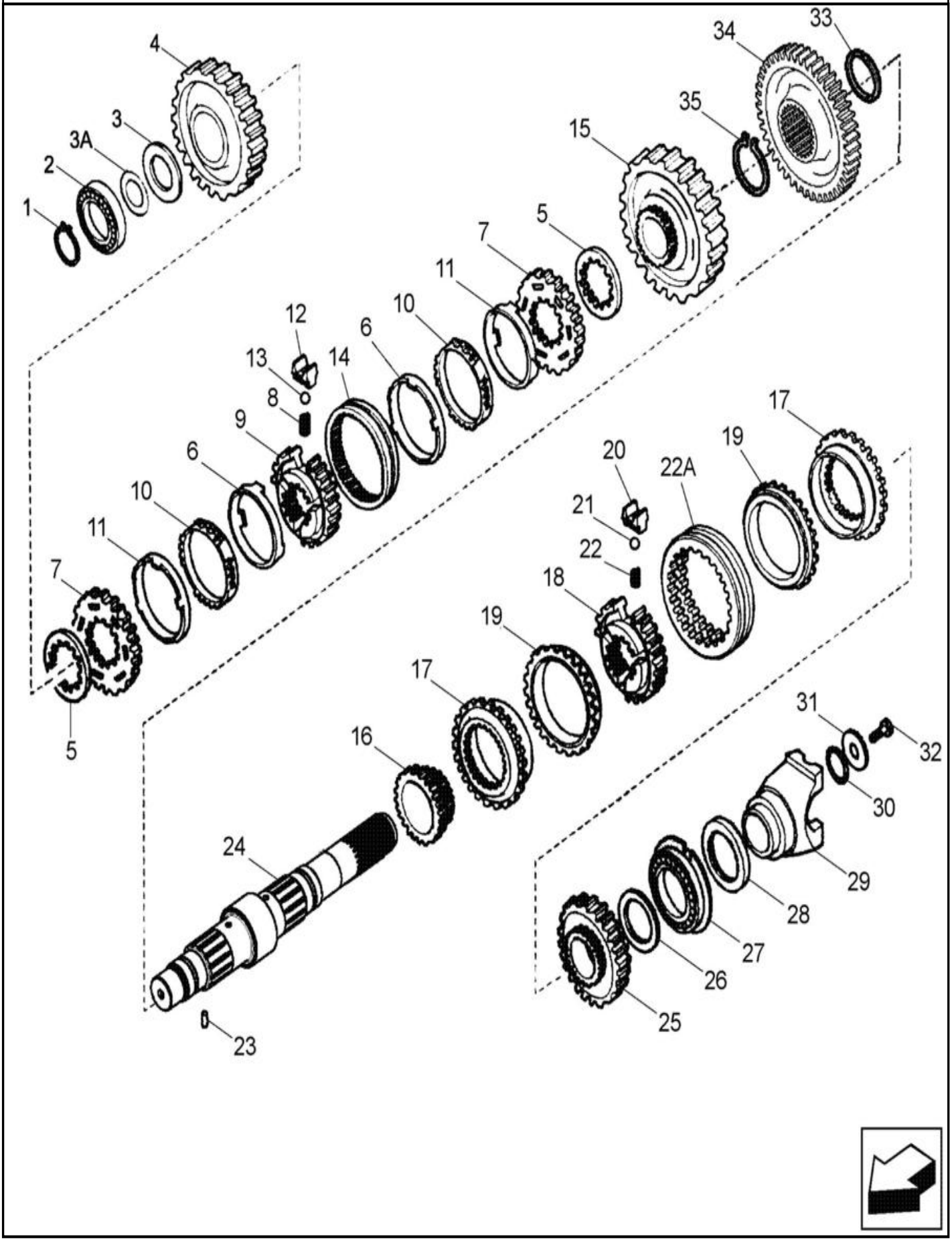

TRANSMISSÃO, 4WD - EIXO, SECUNDÁRIO

REF	FN	PART NUMBER	YR/SN	QTY	DESCRIPTION
18		NSS		1	NO SE VENDE SEPARADO HUB, Incl in 87489974
19		NSS		2	NO SE VENDE SEPARADO RING, Incl in 87489974
20		NSS		3	NO SE VENDE SEPARADO PLATE, Incl in 87489974
21		NSS		3	NO SE VENDE SEPARADO BALL, Incl in 87489974
22		NSS		3	NO SE VENDE SEPARADO SPRING, Incl in 87489974
22A		NSS		1	NO SE VENDE SEPARADO SLEEVE, Incl in 87489974
23		181108A1		1	ANEL ELÁSTICO 3mm OD x 8mm L
24		87701775		1	VEIO Secondary (Rear Output Shaft) Four Wheel Drive Models
25		358283A1		1	ENGRENAGEM ACCIONADA 33T Third
26		358639A1		1	ANILHA Thrust, 68 x 45 x 4 mm
27		181130A1		1	ROLAMENTO DE ESFERAS 45 mm ID x 106.5 mm OD x 25 mm
28		181123A1		1	VEDANTE DE ÓLEO 60mm ID x 75mm OD x 8mm Thk
29		233284A1		1	GARFO Rear Drive Shaft
30		181144A1		1	O-RING 39.6mm ID x 3.53mm Width
31		181165A1		1	ANILHA 12.5mm ID x 52mm OD x 5mm Thk
32		P3533055		1	PARAFUSO M12 x 1.25 x 25mm
33		358654A1		1	ANEL 65.5mm ID, Ext RING SNAP Four Wheel Drive Models
34		358656A1		1	ENGRENAGEM 44T Four Wheel Drive Models
35		358655A1		1	ANEL 67.4mm ID, Ext Four Wheel Drive Models

21.154.09	03	p1	1/2017

TRANSMISSÃO, 2WD / 4WD POWERSHIFT - EIXO, SECUNDÁRIO

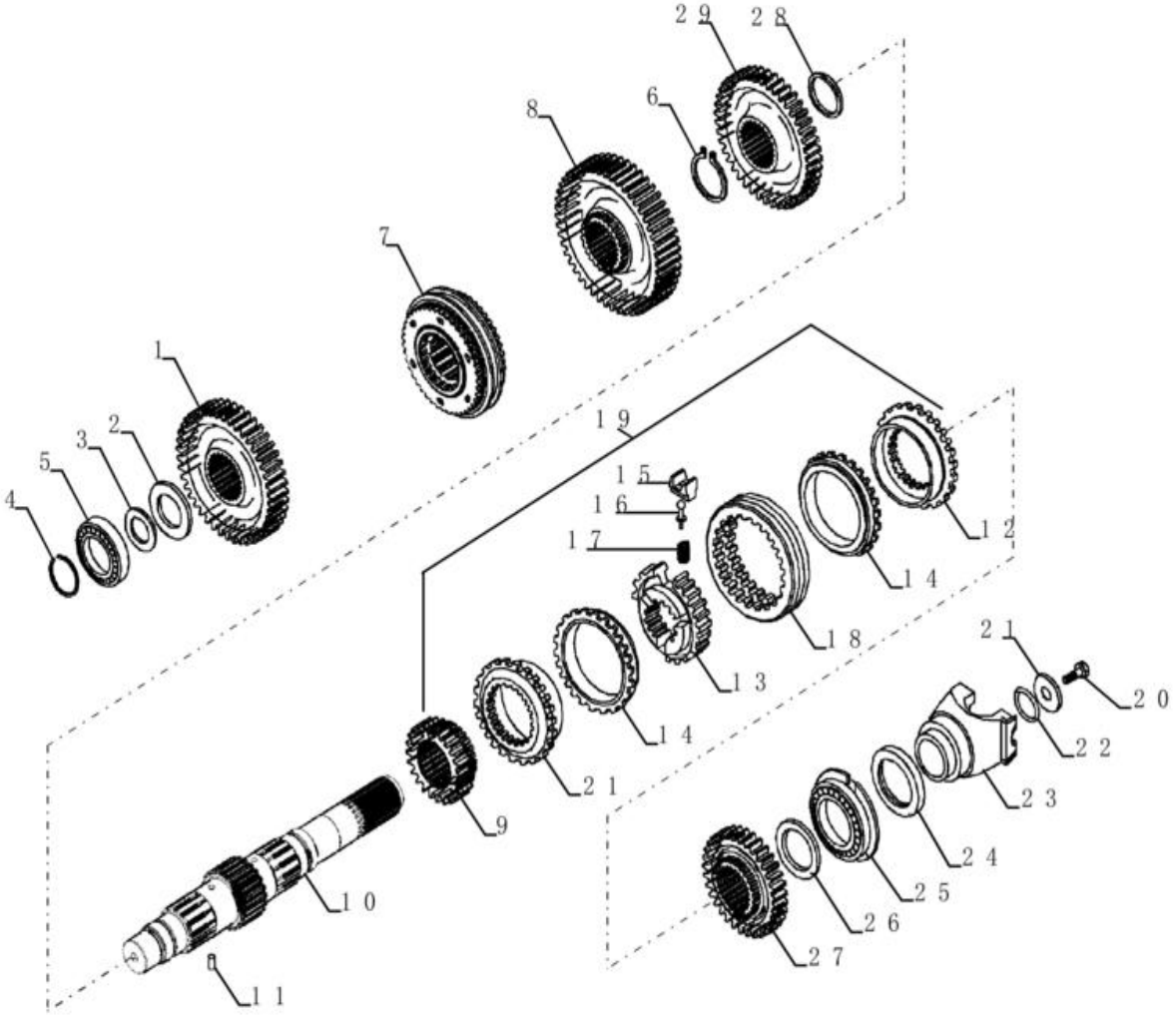

TRANSMISSÃO, 2WD / 4WD POWERSHIFT - EIXO, SECUNDÁRIO

REF	FN	PART NUMBER	YR/SN	QTY	DESCRIPTION
1		87701278		1	ENGRENAGEM 44T
2		358649A1		1	ANILHA DE ENCOSTO
3		358650A1		AR	CALÇO DE AFINAÇÃO 0.05mm Thk
3		358651A1		AR	CALÇO DE AFINAÇÃO 0.1mm Thk
3		358652A1		AR	CALÇO DE AFINAÇÃO 0.3mm Thk
3		196454A1		AR	CALÇO DE AFINAÇÃO 0.5mm Thk
4		181118A1		1	RING, LOCKING 36.5mm ID x 1.75mm Thk
5		181132A1		1	ROLAMENTO DE ROLOS 40mm ID x 80mm OD x 18mm W
6		358655A1		1	ANEL 67.4mm ID, Ext
7		84336876		1	SINCRONIZADOR
8		87701293		1	ENGRENAGEM 50T
9		358282A1		1	ENGRENAGEM 23T
10		87701775		1	VEIO Secondary (Rear Output Shaft)
11		181108A1		1	ANEL ELÁSTICO 3mm OD x 8mm L
12		NSS		2	NO SE VENDE SEPARADO GEAR, Incl in 19
13		NSS		1	NO SE VENDE SEPARADO BODY, Incl in 19
14		NSS		2	NO SE VENDE SEPARADO BRAKE, Incl in 19
15		NSS		3	NO SE VENDE SEPARADO GUIDE, Incl in 19
16		NSS		3	NO SE VENDE SEPARADO PIN, Incl in 19
17		NSS		3	NO SE VENDE SEPARADO SPRING, Incl in 19
18		NSS		1	NO SE VENDE SEPARADO SLEEVE, Incl in 19
19		366398A1		1	SINCRONIZADOR
20		P3533055		1	PARAFUSO M12 x 1.25 x 25mm
21		181165A1		1	ANILHA 12.5mm ID x 52mm OD x 5mm Thk
22		181144A1		1	O-RING 39.6mm ID x 3.53mm Width
23		233284A1		1	GARFO Rear Drive Shaft
24		181123A1		1	VEDANTE DE ÓLEO 60mm ID x 75mm OD x 8mm Thk
25		181130A1		1	ROLAMENTO DE ESFERAS 45 mm ID x 106.5 mm OD x 25 mm
26		358639A1		1	ANILHA

TRANSMISSÃO, 2WD / 4WD POWERSHIFT - EIXO, SECUNDÁRIO

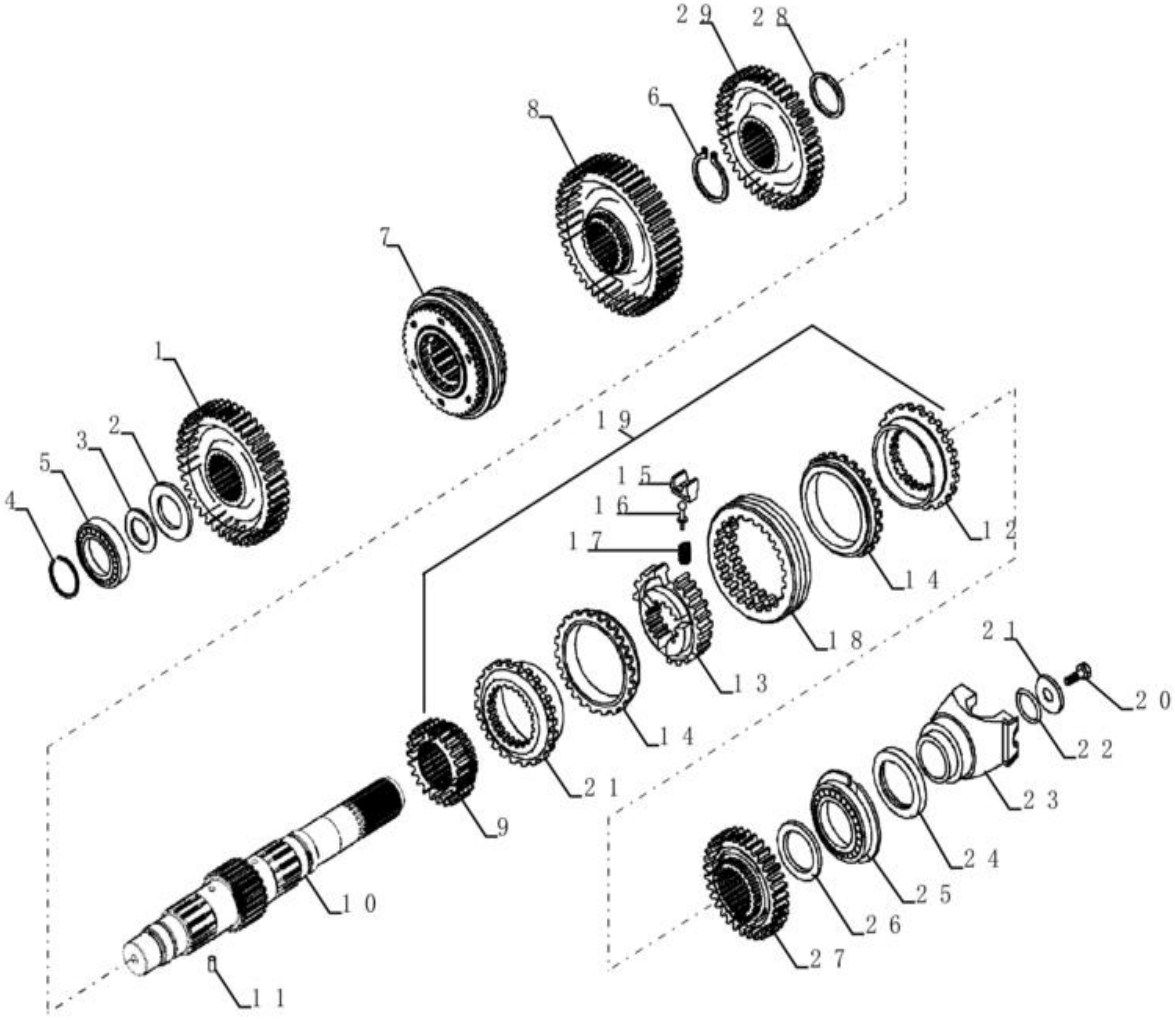

TRANSMISSÃO, 2WD / 4WD POWERSHIFT - EIXO, SECUNDÁRIO

REF	FN	PART NUMBER	YR/SN	QTY	DESCRIPTION
27		358283A1		1	ENGRENAGEM ACCIONADA 33T
28		358654A1		1	ANEL 65.5mm ID, Ext
29		358656A1		1	ENGRENAGEM 44T

21.300.01	01	p1	1/2017

ÁRVORE DE TRANSMISSÃO - EIXO TRASEIRO

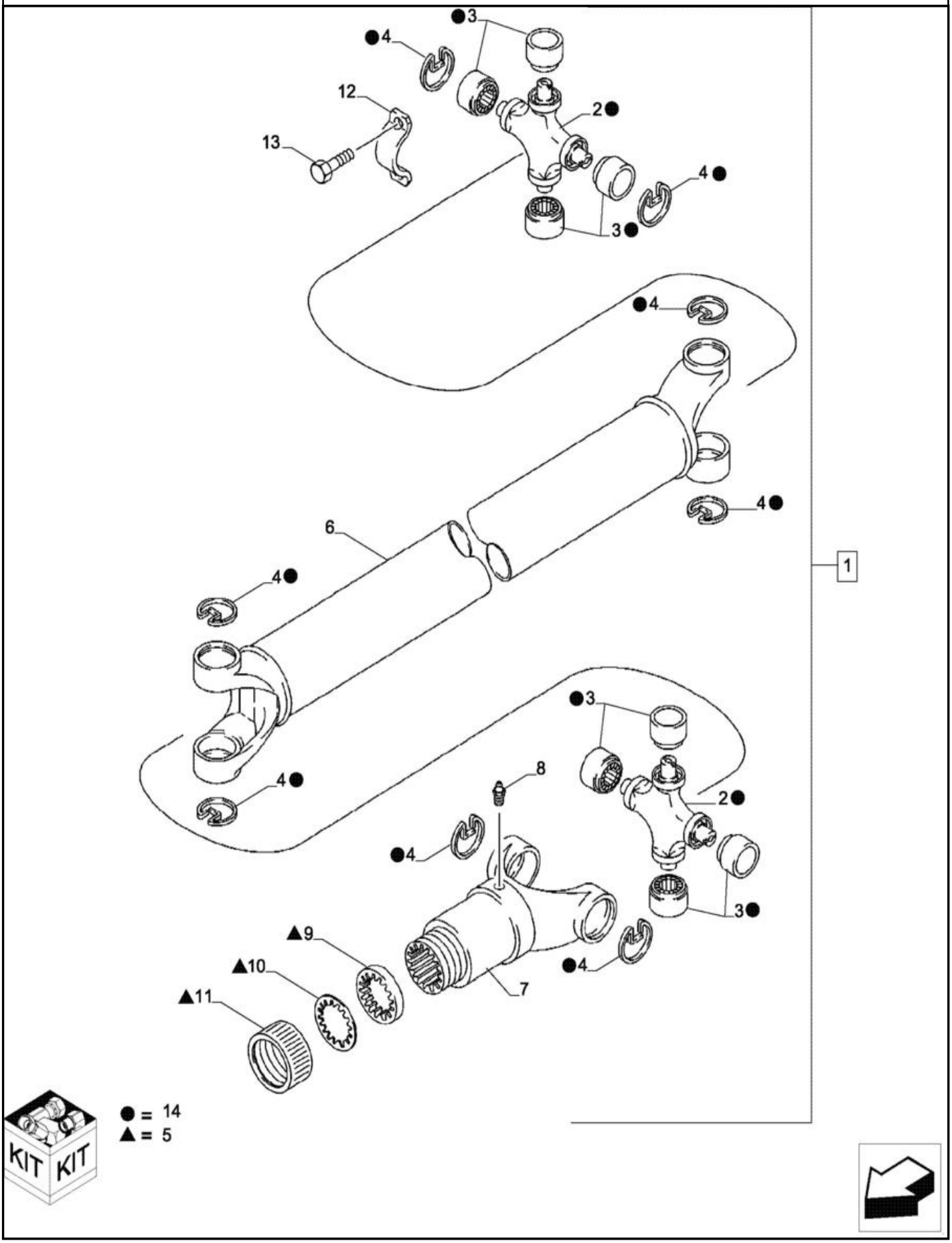

ÁRVORE DE TRANSMISSÃO - EIXO TRASEIRO

REF FN	PART NUMBER	YR/SN	QTY	DESCRIPTION
1	87613924		1	EIXO COMANDO Incl 2 - 8
2	NSS		1	NO SE VENDE SEPARADO JOINT Universal, Incl in 14
3	NSS		4	NO SE VENDE SEPARADO BEARING Journal, Incl in 14
4	NSS		4	NO SE VENDE SEPARADO RING, Incl in 14
5	87716824		1	TAMPÃO
6	NSS		1	NO SE VENDE SEPARADO TUBE, Incl in 1
7	87716823		1	GARFO
8	219-10		1	COPO DE LUBRIFICAÇÃO 1/4" - 28 NPTF
9	NSS		1	NO SE VENDE SEPARADO WASHER, Incl in 5
10	NSS		1	NO SE VENDE SEPARADO WASHER, Incl in 5
11	NSS		1	NO SE VENDE SEPARADO CAP, Incl in 5
12	90-6682T1		2	BRAÇADEIRA
13	9637611		4	PARAFUSO Hex Flng, 5/16" - 24 x 3/4" Hex Flange Head, Special, 5/16 - 24 UNF x 1-1/16
14	393231A1		2	CRUZETA Universal Joint, Incl 2 - 4

SECTION INDEX

Sistema do eixo dianteiro

25.100.01	01	**EIXO 4WD, TRAÇÃO DIANTEIRA - MONTAGEM**
25.100.02	01	**EIXO, DIANTEIRO - SUPORTES (2WD)**
25.100.03	01	**EIXO DIANTEIRO, 4WD 14.3 HD**
25.100.08	01	**EIXO, DIANTEIRO - CARCAÇA (2WD)**
25.102.01	01	**EIXO, TRAÇÃO DIANTEIRA - ÁRVORE DE TRANSMISSÃO**
25.104.01	01	**EIXO, TRAÇÃO DIANTEIRA, 4WD - ANEL E PINHÃO**
25.106.01	01	**EIXO, TRANSMISSÃO DIANTEIRA, 4WD - DIFERENCIAL**
25.108.01	01	**EIXO, TRANSMISSÃO DIANTEIRA - CARCAÇA, ARTICULAÇÃO GIRATÓRIA (4WD)**
25.108.02	01	**EIXO DIANTEIRO - CARCAÇA, ARTICULAÇÃO (2WD)**
25.108.02	02	**EIXO DIANTEIRO - CUBO E ROLAMENTOS (2WD)**
25.300.01	01	**EIXO, TRANSMISSÃO DIANTEIRA, 4WD - ÁRVORES, EIXO**
25.300.02	01	**ÁRVORE DE TRANSMISSÃO, 4WD - EIXO DIANTEIRO**
25.310.01	01	**EIXO, TRANSMISSÃO DIANTEIRA, 4WD - PLANETÁRIO**

25.100.01	01	p1	1/2017

EIXO 4WD, TRAÇÃO DIANTEIRA - MONTAGEM

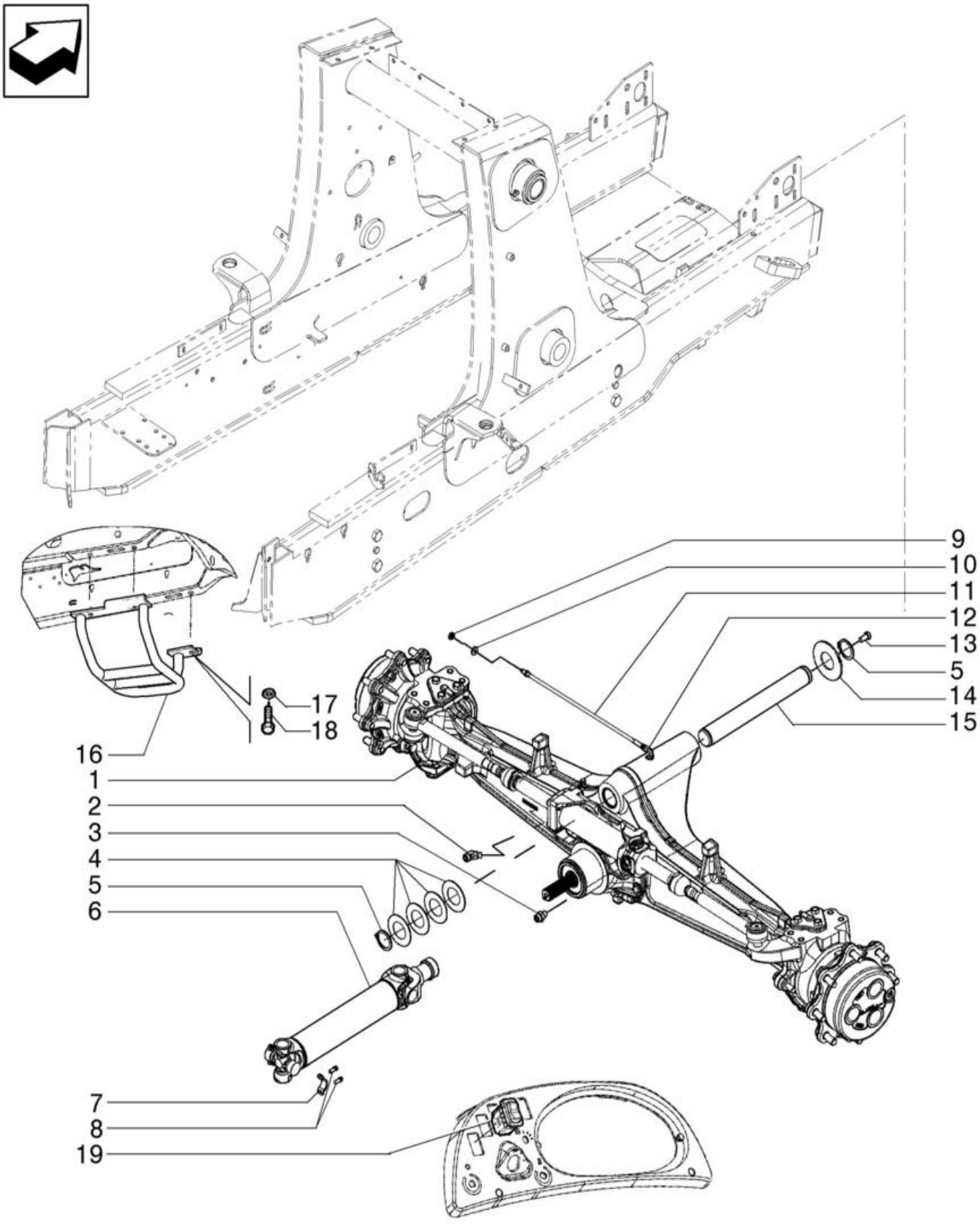

EIXO 4WD, TRAÇÃO DIANTEIRA - MONTAGEM

REF FN	PART NUMBER	YR/SN	QTY	DESCRIPTION
1	87395365		1	CONJUNTO DO EIXO 4WD Até Chassi
	87395365R		1	REMAN-AXLE DIFFERENT
	87395365C			CORE-AXLE, MFD Return Number
1	47968110		1	EIXO A partir do Chassi, PS1421 NT 14.3:1
2	84294335		1	CONECTOR Até Chassi
2	201-321		1	COTOVELO 45 Degree Elbow, 13/16" - 16 Male ORFS x 9/16" - 18 Male ORB A partir do Chassi
3	83985067		1	CONECTOR HID. 13/16" - 16 ORFS x 9/16" - 18 ORB Até Chassi
3	9992342		1	CONECTOR HID. 13/16" - 16 ORFS x 9/16" - 18 ORB A partir do Chassi
4	191796A1		4	ANILHA 51.6mm ID x 92mm OD x 1.98mm Thk
5	800-44050		2	ANEL M50, Ext
6	87694656		1	EIXO COMANDO
7	D137626		2	BRAÇADEIRA 30.175mm D Clamping Pipe Driveshaft Spider Bearing
8	D137627		4	PARAFUSO Hex Flg, 5/16" - 24 x 19.05mm
9	F53473		1	CONTRAPORCA 1/8-27 NPSM
10	87655046		1	ANILHA ESPECIAL 10.65mm ID x 23mm OD x 2.2mm Thk
11	87572760		1	MANGUEIRA CONJUNTO 6.4mm ID x 533mm L
12	218-5103		1	COTOVELO 90 90 Degree Elbow, 7/16" - 20 Male JIC x 7/16" - 20 Male ORB
13	614-12025		1	PARAFUSO Hex, M12 x 1.75 x 25mm, Cl 8.8, Full Thd
14	D123684		1	WASHER 52.3mm ID x 114mm OD x 4.78mm Thk
15	84535296		1	PERNO
16	84387063		1	PROTECÇÃO
17	87655043		3	ANILHA M12, 13.65mm ID x 24.90mm OD x 3.20mm, HT Boron, ZNM
18	614-12040		3	PARAFUSO Hex, M12 x 1.75 x 40mm, Cl 8.8, Full Thd
19	84222287		1	INTERRUPTOR

25.100.02	01	p1	1/2017

EIXO, DIANTEIRO - SUPORTES (2WD)

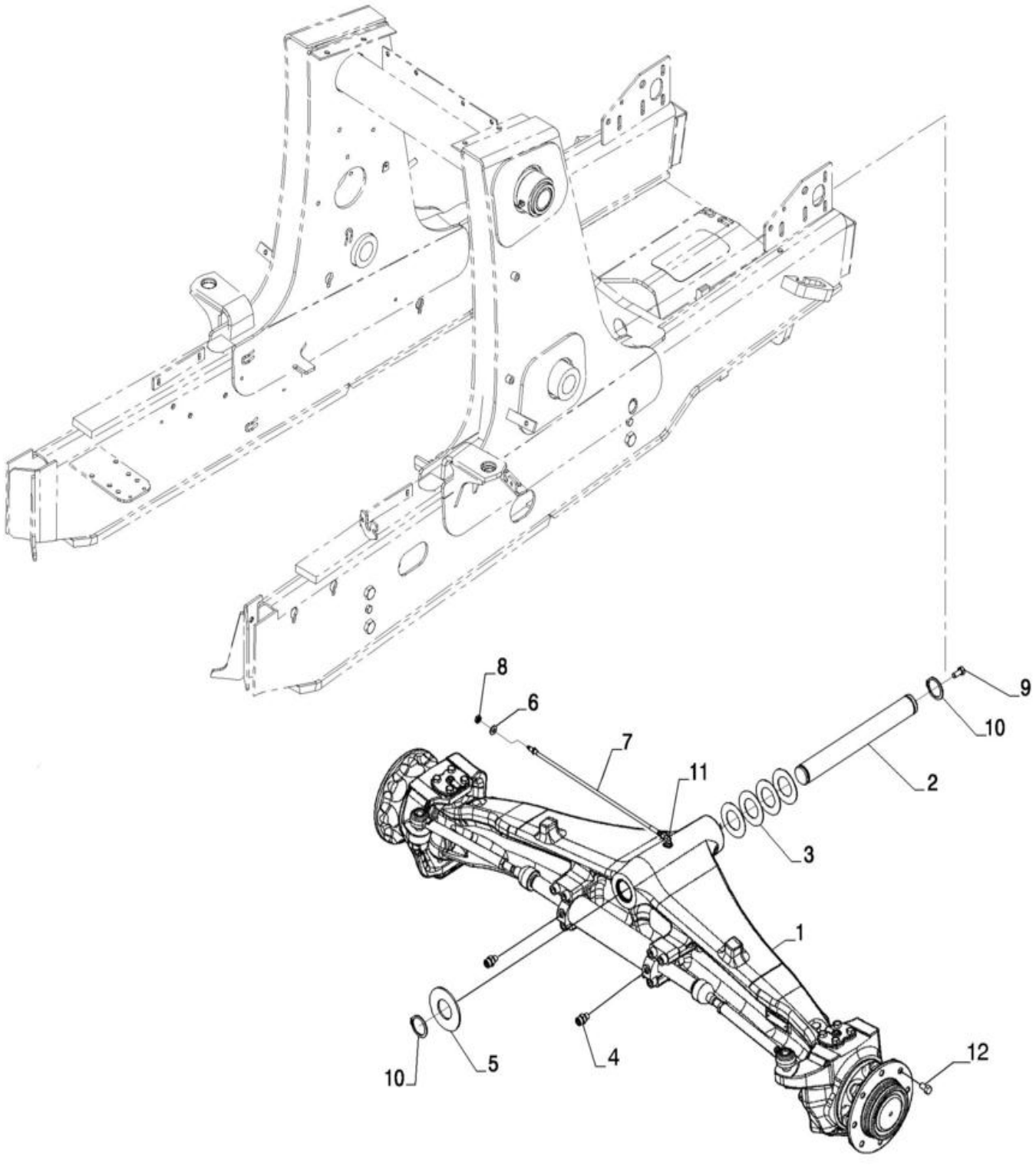

EIXO, DIANTEIRO - SUPORTES (2WD)

REF	FN	PART NUMBER	YR/SN	QTY	DESCRIPTION
1		86990837		1	EIXO
2		84535296		1	PERNO
3		191796A1		4	ANILHA 51.6mm ID x 92mm OD x 1.98mm Thk
4		83985067		2	CONECTOR HID. 13/16" - 16 ORFS x 9/16" - 18 ORB
5		D123684		1	WASHER 52.3mm ID x 114mm OD x 4.78mm Thk
6		87655046		1	ANILHA ESPECIAL 10.65mm ID x 23mm OD x 2.2mm Thk
7		87572760		1	MANGUEIRA CONJUNTO 6.4mm ID x 533mm L
8		F53473		1	CONTRAPORCA 1/8-27 NPSM
9		614-12025		1	PARAFUSO Hex, M12 x 1.75 x 25mm, Cl 8.8, Full Thd
10		800-44050		2	ANEL M50, Ext
11		218-5103		1	COTOVELO 90 90 Degree Elbow, 7/16" - 20 Male JIC x 7/16" - 20 Male ORB
12		A38208		16	PARAFUSO DE RODA 5/8-18 UNF Class 2A

25.100.03	01	p1	1/2017

EIXO DIANTEIRO, 4WD 14.3 HD

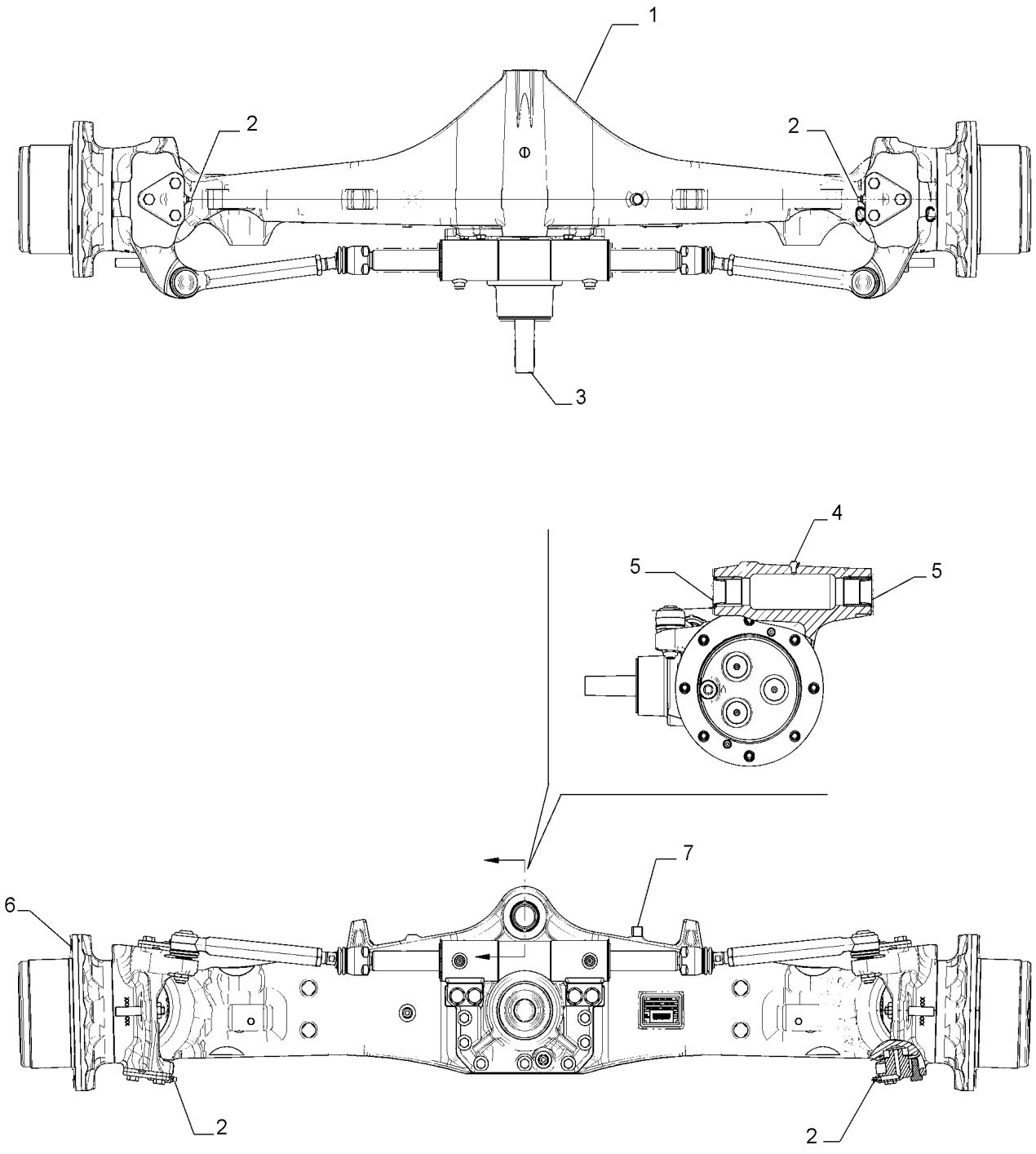

EIXO DIANTEIRO, 4WD 14.3 HD

REF	FN	PART NUMBER	YR/SN	QTY	DESCRIPTION
1		47968110		1	EIXO 4WD, PS1421 NT 14.3:1
2		84592334		4	TAMPÃO
3		{84592327}		1	
4		{84592341}		1	
5		84592333		2	TAMPÃO
6		{47604542}		16	
7		{84592336}		1	

25.100.08	01	p1	1/2017

EIXO, DIANTEIRO - CARCAÇA (2WD)

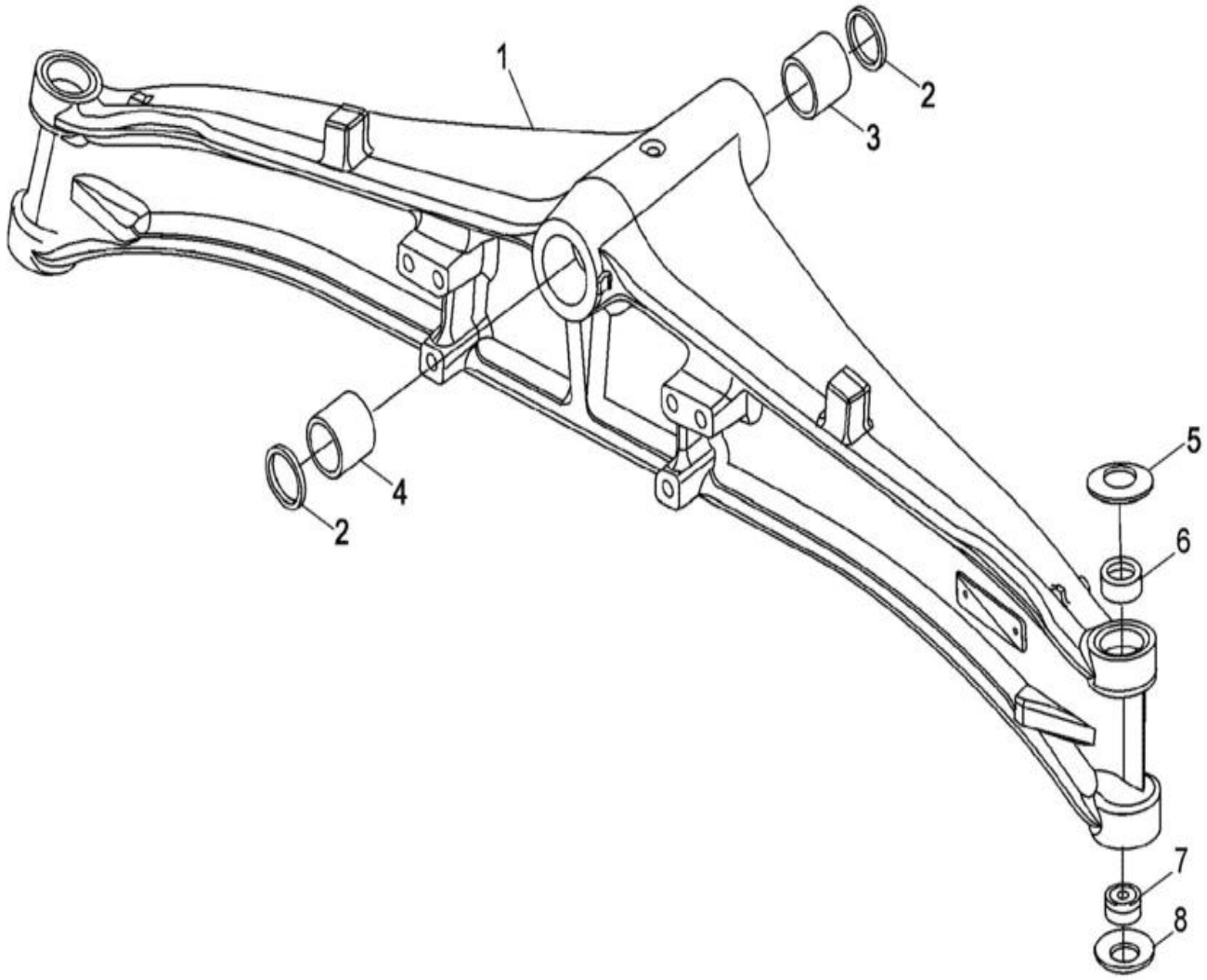

EIXO, DIANTEIRO - CARCAÇA (2WD)

REF FN	PART NUMBER	YR/SN	QTY	DESCRIPTION
	86990837		1	EIXO Front, Two Wheel Drive, Incl. 1 - 8
1	429230A1		1	ALOJAMENTO DO EIXO
2	N14367		2	ANEL VEDADOR 50mm ID x 60.1mm OD x 4mm Thk
3	D149726		1	CASQUILHO 6.20mm ID x 9.60mm OD x 6mm L Front
4	D149725		1	CASQUILHO 59.75 OD x 54mm L Rear
5	122270A1		2	ANILHA CÓNICA 36mm ID x 71mm OD x 2mm Th Belleville
6	87400286		2	CASQUILHO
7	N14373		2	ROLAMENTO ESFÉRICO 28mm ID x 52mm OD x 16mm W Bushing; Two Piece; 28 ID x 50 OD x 16
8	122261A1		2	ANILHA CÓNICA 47.5mm ID x 70mm OD x 2mm Th Belleville

25.102.01	01	p1	1/2017

EIXO, TRAÇÃO DIANTEIRA - ÁRVORE DE TRANSMISSÃO

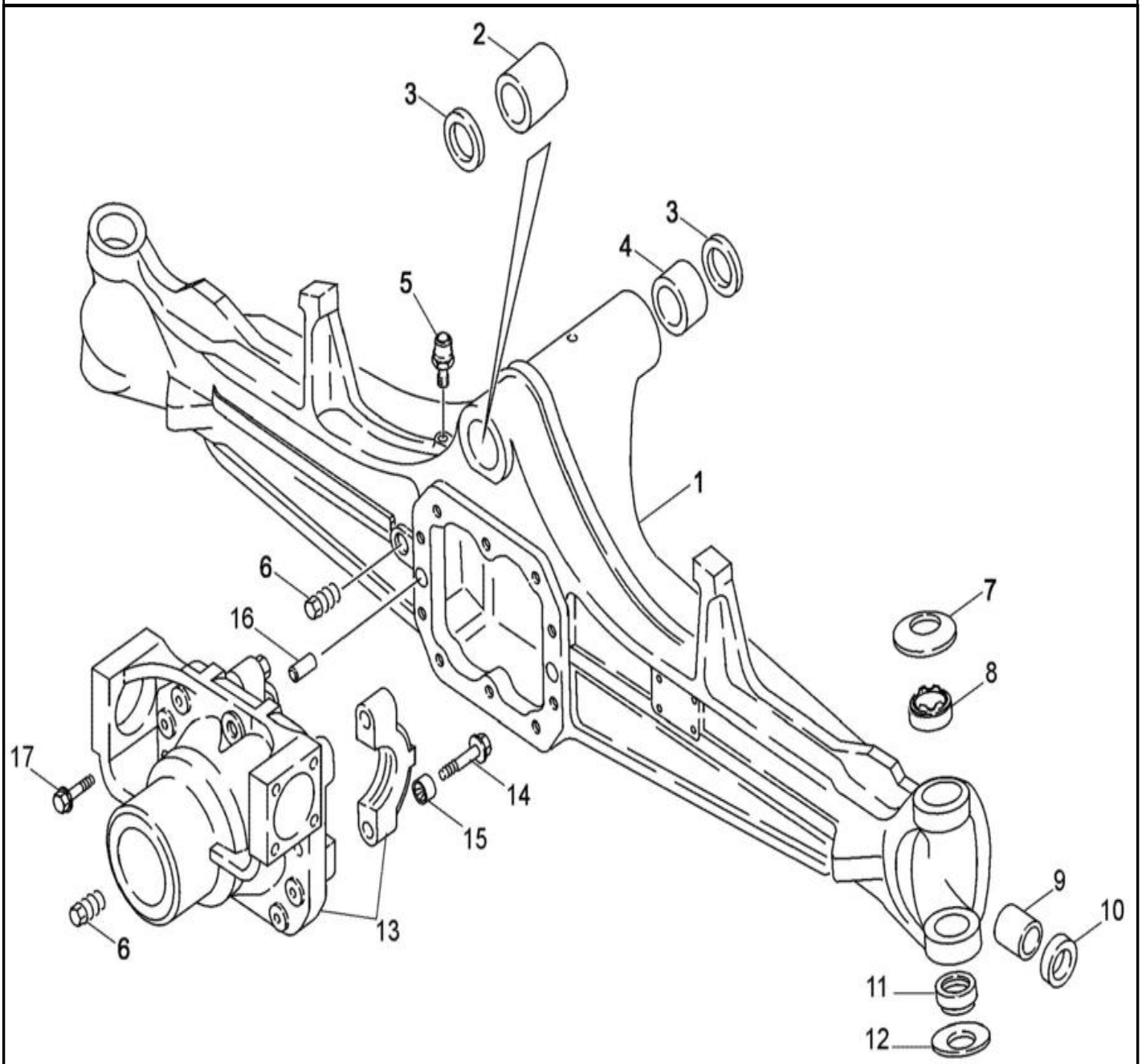

EIXO, TRAÇÃO DIANTEIRA - ÁRVORE DE TRANSMISSÃO

REF FN	PART NUMBER	YR/SN	QTY	DESCRIPTION
	87395365		1	CONJUNTO DO EIXO 4WD A partir do Chassi
	87395365R		1	REMAN-AXLE DIFFERENT
	87395365C			CORE-AXLE, MFD Return Number
	87703818		1	CONJUNTO DO EIXO 4WD A partir do Chassi
1	427107A1		1	ALOJAMENTO DO EIXO
2	D149725		1	CASQUILHO 59.75 OD x 54mm L
3	N14367		2	ANEL VEDADOR 50mm ID x 60.1mm OD x 4mm Thk
4	D149726		1	CASQUILHO 6.20mm ID x 9.60mm OD x 6mm L
5	1966149C2		1	RESPIRADOURO
6	A156873		2	BUJÃO DE DESCARGA M22 x 1.5
7	122270A1		2	ANILHA CÓNICA 36mm ID x 71mm OD x 2mm Th
8	87400286		2	CASQUILHO
9	1966186C1		2	CASQUILHO
10	87710155		2	ANEL VEDADOR SEALRING
11	100520A1		2	ROLAMENTO ESFÉRICO 25mm ID x 47mm OD x 15mm W Bushing
12	122268A1		2	ANILHA CÓNICA Belleville
	87710131		1	SUPORTE Differential Carrier; Incl 13 - 15
13	NSS		1	NO SE VENDE SEPARADO CARRIER, Incl in 87710131
14	S301065		4	PARAFUSO Hex Flg, M14 x 75, 12.9
15	1966136C1		4	CASQUILHO 15mm ID x 18mm OD x 12mm L
16	1966138C1		2	PERNO-GUIA
17	5194169		10	PARAFUSO Hex Flg, M12 x 33, 12.9

25.104.01	01	p1	1/2017

EIXO, TRAÇÃO DIANTEIRA, 4WD - ANEL E PINHÃO

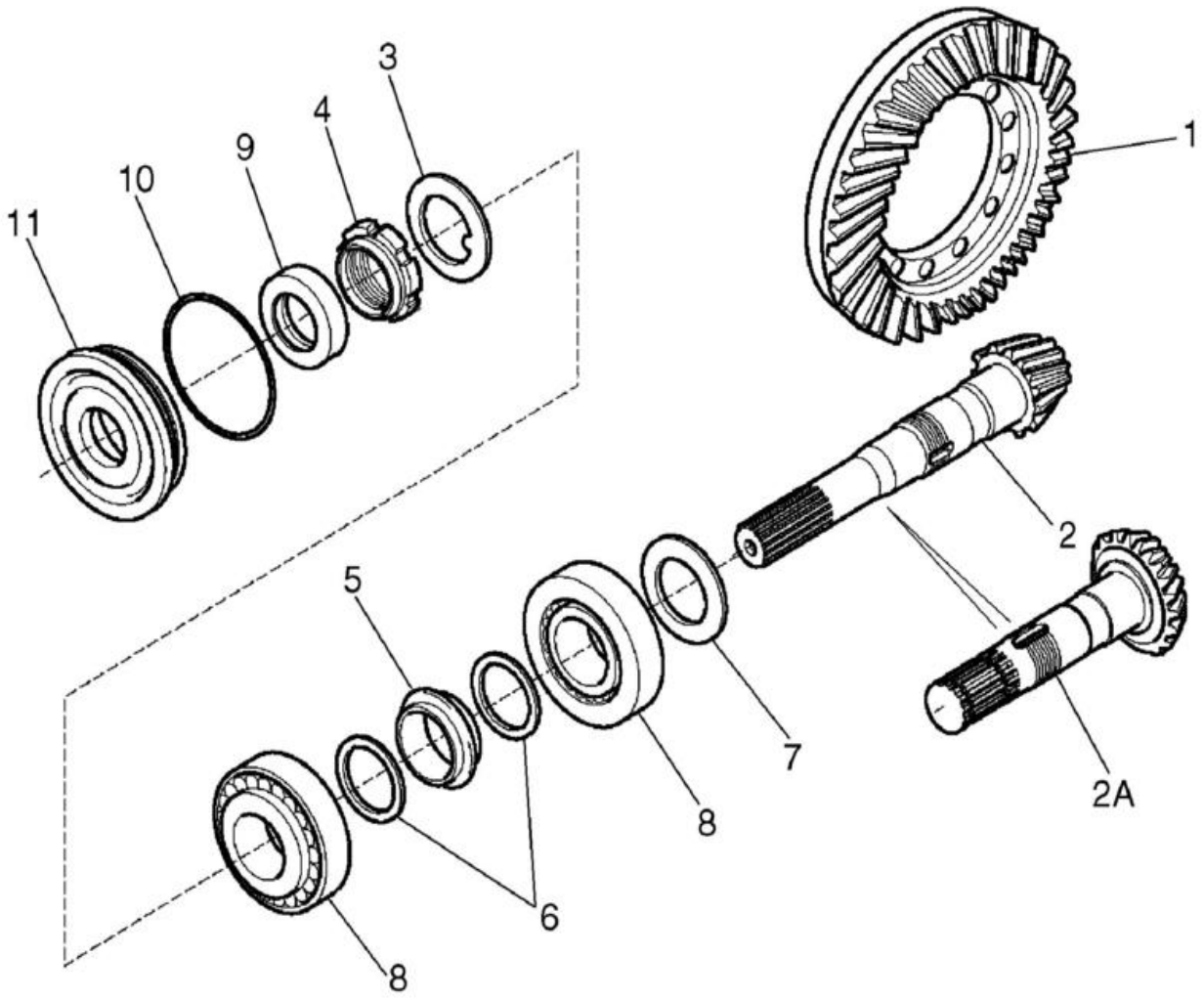

EIXO, TRAÇÃO DIANTEIRA, 4WD - ANEL E PINHÃO

REF FN	PART NUMBER	YR/SN	QTY	DESCRIPTION
	87395365		1	CONJUNTO DO EIXO 4WD Incl 1 - 11, Até Chassi
	87395365R		1	REMAN-AXLE DIFFERENT
	87395365C			CORE-AXLE, MFD Return Number
	87703818		1	CONJUNTO DO EIXO 4WD A partir do Chassi
	144460A1		1	CONJUNTO DE ENGRENAG Ring and Pinion, Incl 1 - 6
1	NSS		1	NO SE VENDE SEPARADO RING Gear, Incl in 144460A1
2	NSS		1	NO SE VENDE SEPARADO GEAR Pinion, Incl in 144460A1
2A	NS		1	PEÇA NÃO FORNECIDA GEAR, Incl in 144460A1
3	9968031		1	ANILHA 41mm ID x 62mm OD x 2mm Thk
4	K261014		1	PORCA COM OLHAL M40 x 1.5 Ring
5	1349058C1		1	ESPAÇADOR Collapsible
6	1349059C1		2	ANILHA 40.5mm ID x 50mm OD x 2mm Thk
7	140954A1		AR	CALÇO DE AFINAÇÃO 2.50mm Thk (0.098")
7	140953A1		AR	CALÇO DE AFINAÇÃO 2.60mm Thk (0.102")
7	140951A1		AR	CALÇO DE AFINAÇÃO 2.70mm Thk (0.106")
7	140949A1		AR	CALÇO DE AFINAÇÃO 2.80mm Thk (0.110")
7	140948A1		AR	CALÇO DE AFINAÇÃO 2.90mm Thk (0.114")
7	140943A1		AR	CALÇO DE AFINAÇÃO 3.00mm Thk (0.118")
7	140944A1		AR	CALÇO DE AFINAÇÃO 3.10mm Thk (0.122")
7	140945A1		AR	CALÇO DE AFINAÇÃO 3.20mm Thk (0.125")
7	140946A1		AR	CALÇO DE AFINAÇÃO 3.30mm Thk (0.129")
7	140947A1		AR	CALÇO DE AFINAÇÃO 3.40mm Thk (0.133")

580N-RETRO-CARREGADORA (BRASIL)

EIXO, TRAÇÃO DIANTEIRA, 4WD - ANEL E PINHÃO

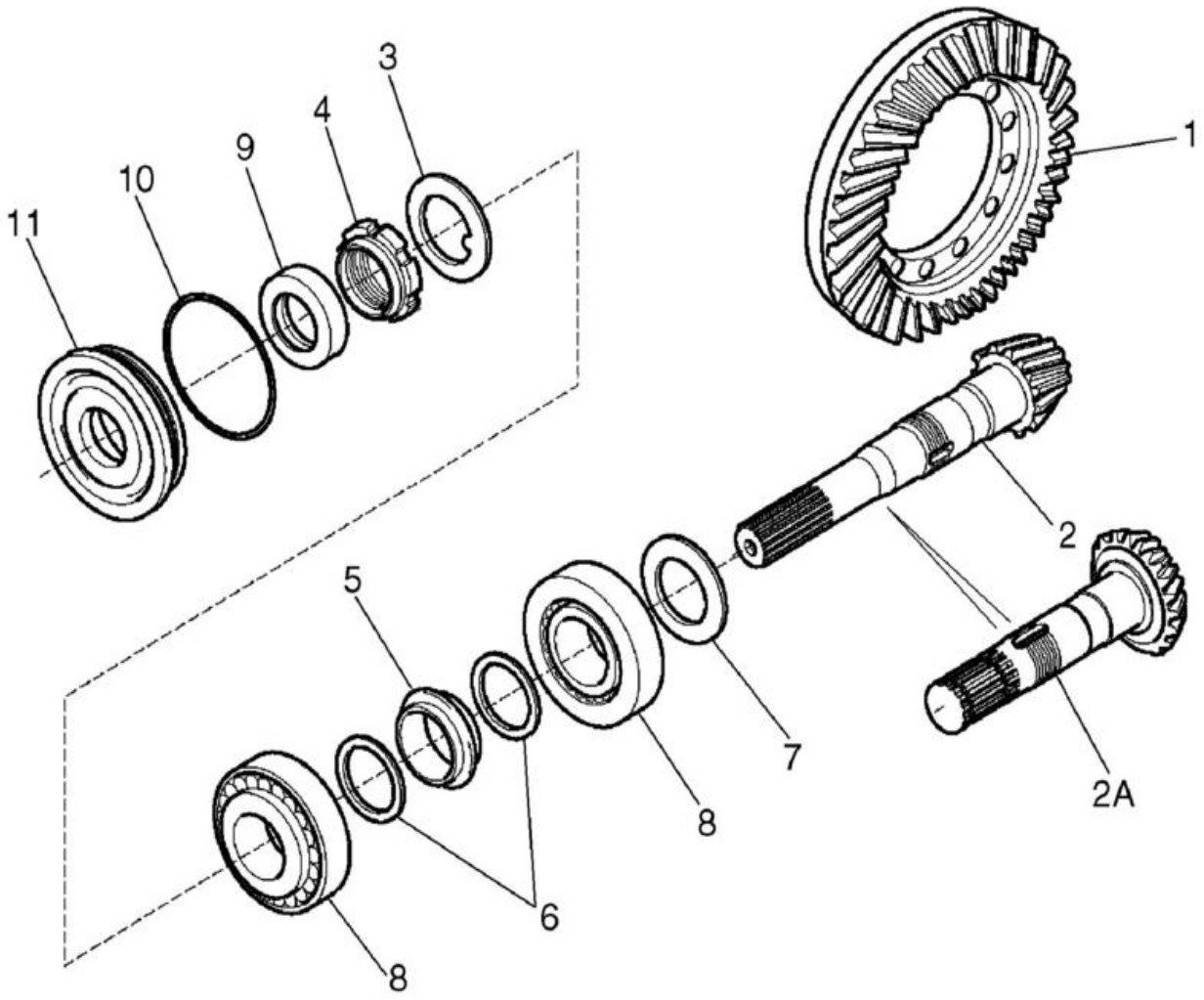

EIXO, TRAÇÃO DIANTEIRA, 4WD - ANEL E PINHÃO

REF FN	PART NUMBER	YR/SN	QTY	DESCRIPTION
8	K395090		2	ROLAMENTO ROLO CONIC 40mm ID x 90mm OD
9	K262143		1	VEDANTE DE ÓLEO 16mm W, 35mm ID x 52mm OD Oil
10	238-5152		1	O-RING 0.103" Thk x 3.237" ID, -152, Cl 5, 75 Duro
11	128570A1		1	FLANGE Cover, Differential

25.106.01	01	p1	1/2017

EIXO, TRANSMISSÃO DIANTEIRA, 4WD - DIFERENCIAL

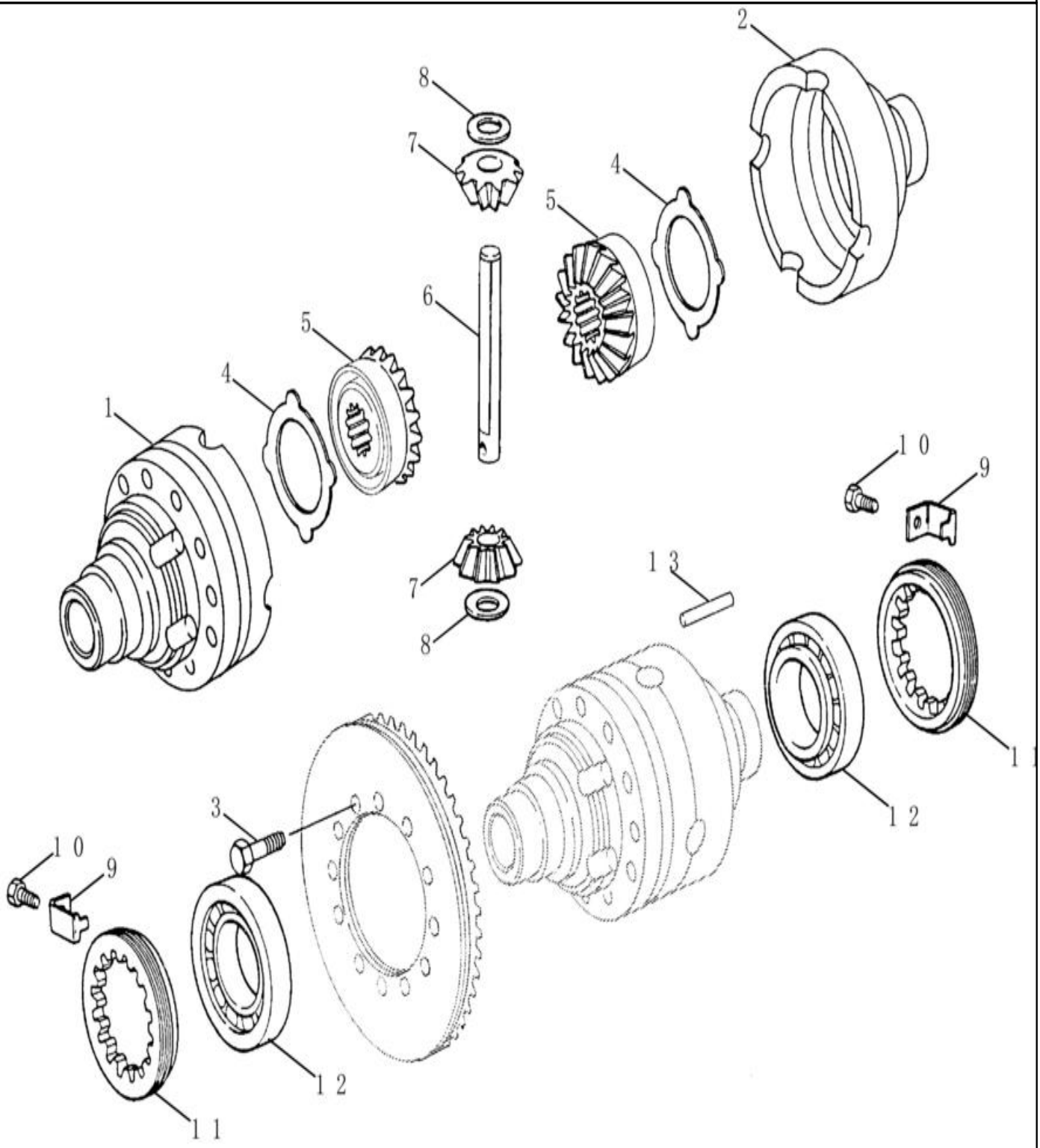

EIXO, TRANSMISSÃO DIANTEIRA, 4WD - DIFERENCIAL

REF FN	PART NUMBER	YR/SN	QTY	DESCRIPTION
	87395365		1	CONJUNTO DO EIXO 4WD Dianteiro, Até chassi
	87703818		1	CONJUNTO DO EIXO 4WD Dianteiro, A partir do chassi
	294933A1		1	ALOJAMENTO Differential, Incl 1,2
1	NSS		1	NO SE VENDE SEPARADO Housing, Flange Half, Incl in 294933A1
2	NSS		1	NO SE VENDE SEPARADO Housing, Plain Half, Incl in 294933A1
3	130176A2		12	PARAFUSO Hex, M10 x 75mm
4	1967003C1		2	ANILHA DE ENCOSTO
5	231397A1		1	KIT DE SERVIÇO Differential Gear Set, Service Replacement, Incl 5 - 8
5	N14407		2	ENGRENAGEM Side, No Longer Available, Order 231397A1 Differential Gear Set Kit
6	K395087		1	VEIO Pinion Gear, No Longer Available, Order 231397A1 Differential Gear Set Kit
7	N14408		2	ENGRENAGEM SOLAR Pinion Gear, No Longer Available, Order 231397A1 Differential Gear Set Kit
8	K395075		2	ANILHA DE ENCOSTO No Longer Available, Order 231397A1 Differential Gear Set Kit
9	1966153C1		2	CHAPA DE SEGURANÇA Bracket
10	112486A1		2	PARAFUSO Hex, M6 x 12
11	1966559C1		2	PORCA
12	K395027		2	ROLAMENTO ROLO CONIC
13	K395086		1	PERNO Dowel, No Longer Available, Order 231397A1 Differential Gear Set Kit

25.108.01	01	p1	1/2017

EIXO, TRANSMISSÃO DIANTEIRA - CARCAÇA, ARTICULAÇÃO GIRATÓRIA (4WD)

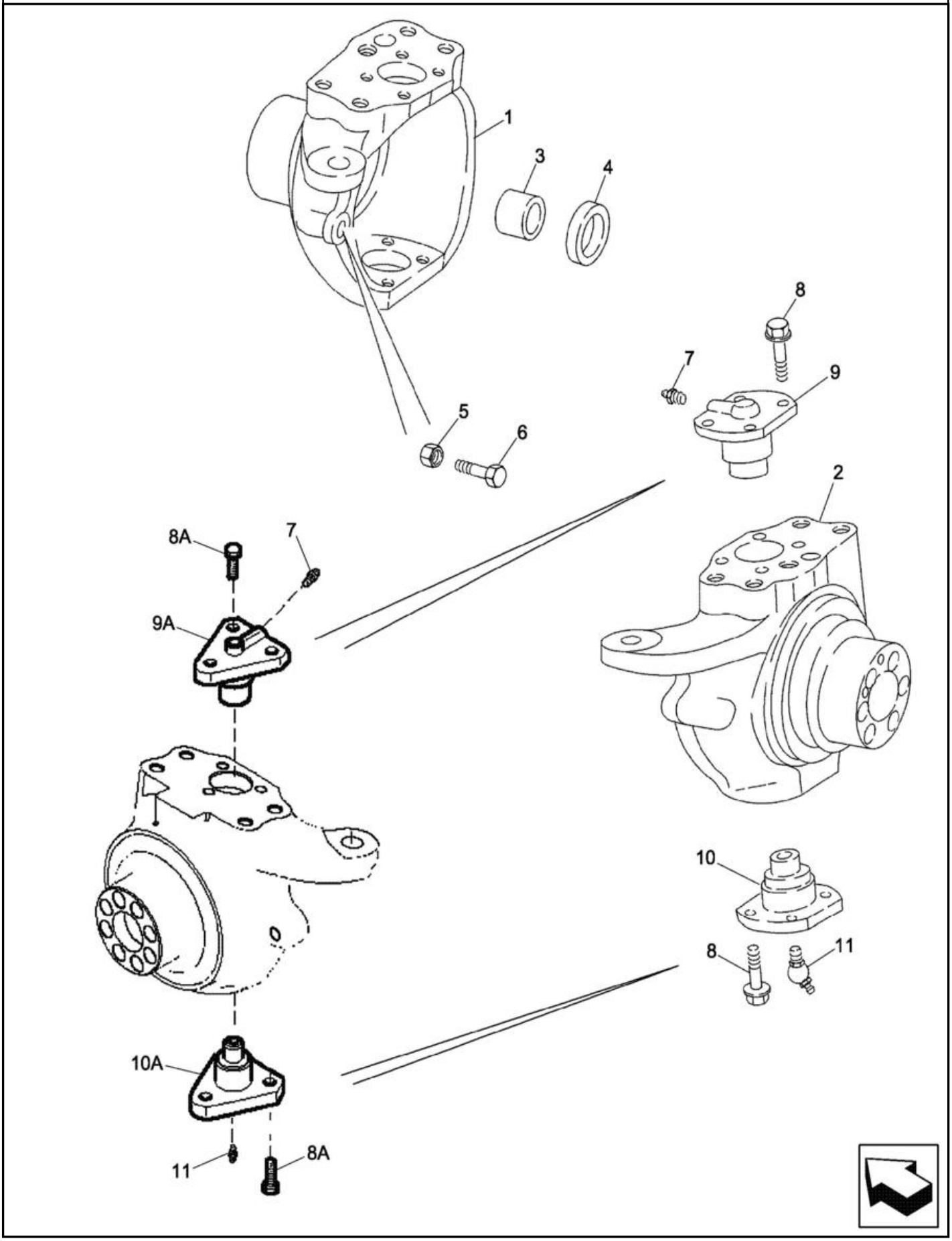

EIXO, TRANSMISSÃO DIANTEIRA - CARCAÇA, ARTICULAÇÃO GIRATÓRIA (4WD)

REF FN	PART NUMBER	YR/SN	QTY	DESCRIPTION
	87395365		1	CONJUNTO DO EIXO 4WD Dianteiro, Com Powershift, Incl 1 - 11, Até chassi
	87395365R		1	REMAN-AXLE DIFFERENT 580N LOADER BACKHOE (BRAZIL) (1/12-)
	87395365C			CORE-AXLE, MFD Return Number
	87703818		1	CONJUNTO DO EIXO 4WD Dianteiro, A partir do chassi
1	87710156		1	ARTICULAÇÃO DIRECÇÃO Axle, Left-Hand
2	87710159		1	ARTICULAÇÃO DIRECÇÃO Axle, Right-Hand
3	100532A1		2	CASQUILHO Used With Right-Hand or Left-Hand Swivel Housing, Not Included With Housing
4	87710145		2	VEDANTE DE ÓLEO SEALRING
5	85805986		2	PORCA M16
6	112481A1		2	PARAFUSO M16 X 75
7	321204		2	COPO DE LUBRIFICAÇÃO M6 x 1.0 x 16mm OAL
8	100533A1		16	PARAFUSO Self-Lock, M12 x 30mm M12 x 30; 87395365 580SM Axle
8A	NS		12	PEÇA NÃO FORNECIDA Not Used
9	122265A1		2	PERNO 35mm / 45mm OD x 45.5mm L King, 87395365 580SM Axle
9A	NS		2	PEÇA NÃO FORNECIDA Not Used
10	122264A1		2	PERNO King, 87395365 580SM Axle
10A	NS		2	PEÇA NÃO FORNECIDA Not Used
11	N13505		2	COPO DE LUBRIFICAÇÃO 45 Degree, M6 x 1

25.108.02	01	p1	1/2017

EIXO DIANTEIRO - CARCAÇA, ARTICULAÇÃO (2WD)

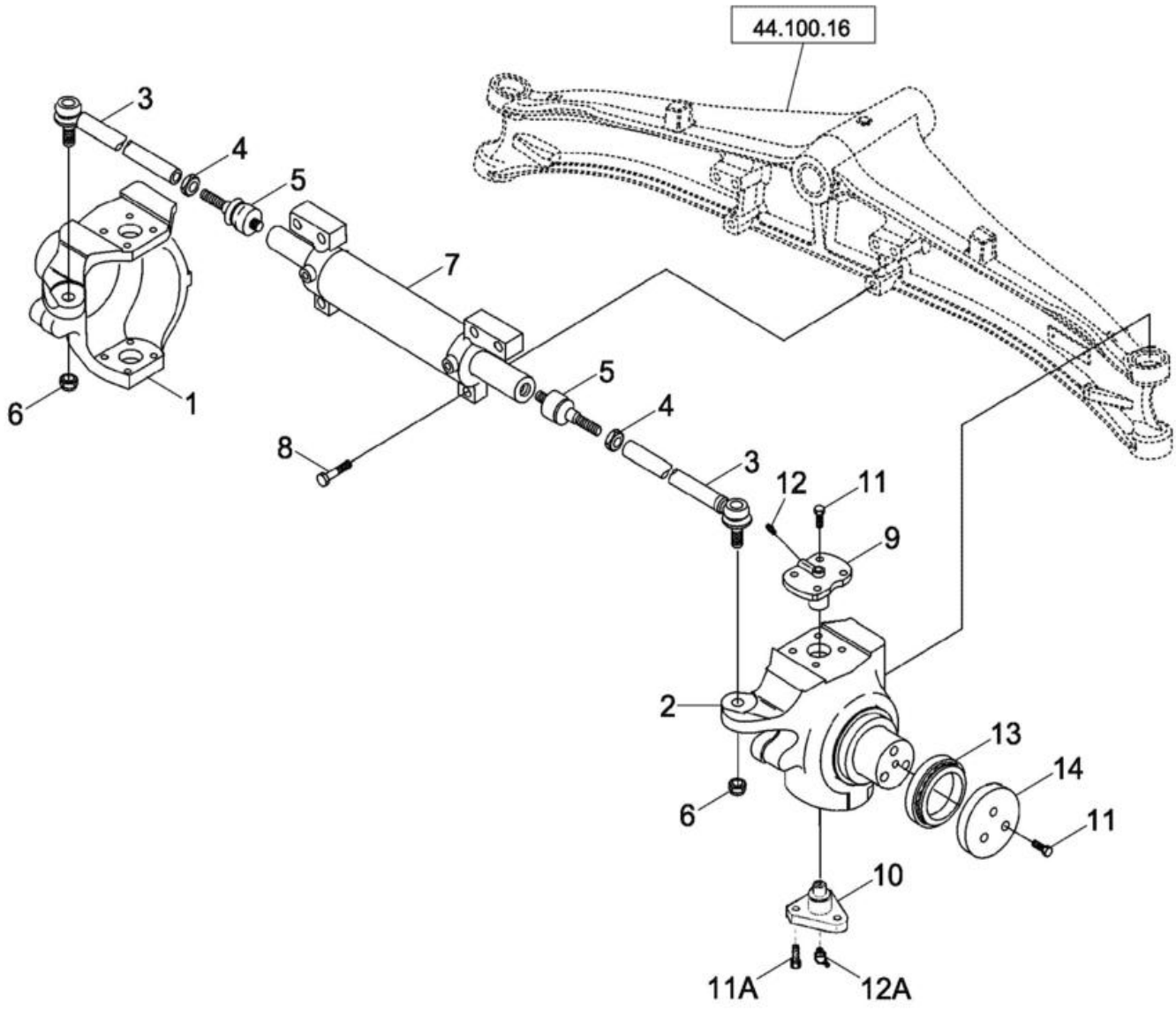

EIXO DIANTEIRO - CARCAÇA, ARTICULAÇÃO (2WD)

REF FN	PART NUMBER	YR/SN	QTY	DESCRIPTION
1	429231A1		1	ARTICULAÇÃO DIRECÇÃO RH Swivel, Left-Hand
2	429232A1		1	ARTICULAÇÃO DIRECÇÃO LH Swivel, Right-Hand
	401052A1		2	CONJUNTO DE DIRECÇÃO Arm, Incl. Ref 3 - 5
3	401054A1		1	TIRANTE 34mm OD x 260mm L TIE ROD
4	934727R1		1	PORCA FINA Thin, M18 x 1.5, Cl 04
5	112509A1		1	RÓTULA
6	905839R1		2	CONTRAPORCA M18 x 1.5, Thin
7	401055A1		1	CILINDRO DE DIRECÇÃO (Two Wheel Drive)
8	863-16070		6	PARAFUSO ALLENA FLAN M16 x 70mm, Cl 12.9
9	122265A1		2	PERNO 35mm / 45mm OD x 45.5mm L King, Upper
10	122259A1		2	ARTICULAÇÃO 120mm OD, 15mm ID, 5mm L King Pin, Lower; Triangular Shape
11	100533A1		14	PARAFUSO Self-Lock, M12 x 30mm Lock, M12 x 30
11A	D150214		6	PARAFUSO Lock, Hex, M14 x 2 x 35mm, Cl 10.9 Lock, M14 x 35; Lower King Pin
12	321204		2	COPO DE LUBRIFICAÇÃO M6 x 1.0 x 16mm OAL
12A	N13505		2	COPO DE LUBRIFICAÇÃO 45 Degree, M6 x 1 Lower King Pin
13	401059A1		2	CHUMACEIRA DE IMPULS Thrust
14	401060A1		2	ANILHA DE ENCOSTO

25.108.02	02	p1	1/2017

EIXO DIANTEIRO - CUBO E ROLAMENTOS (2WD)

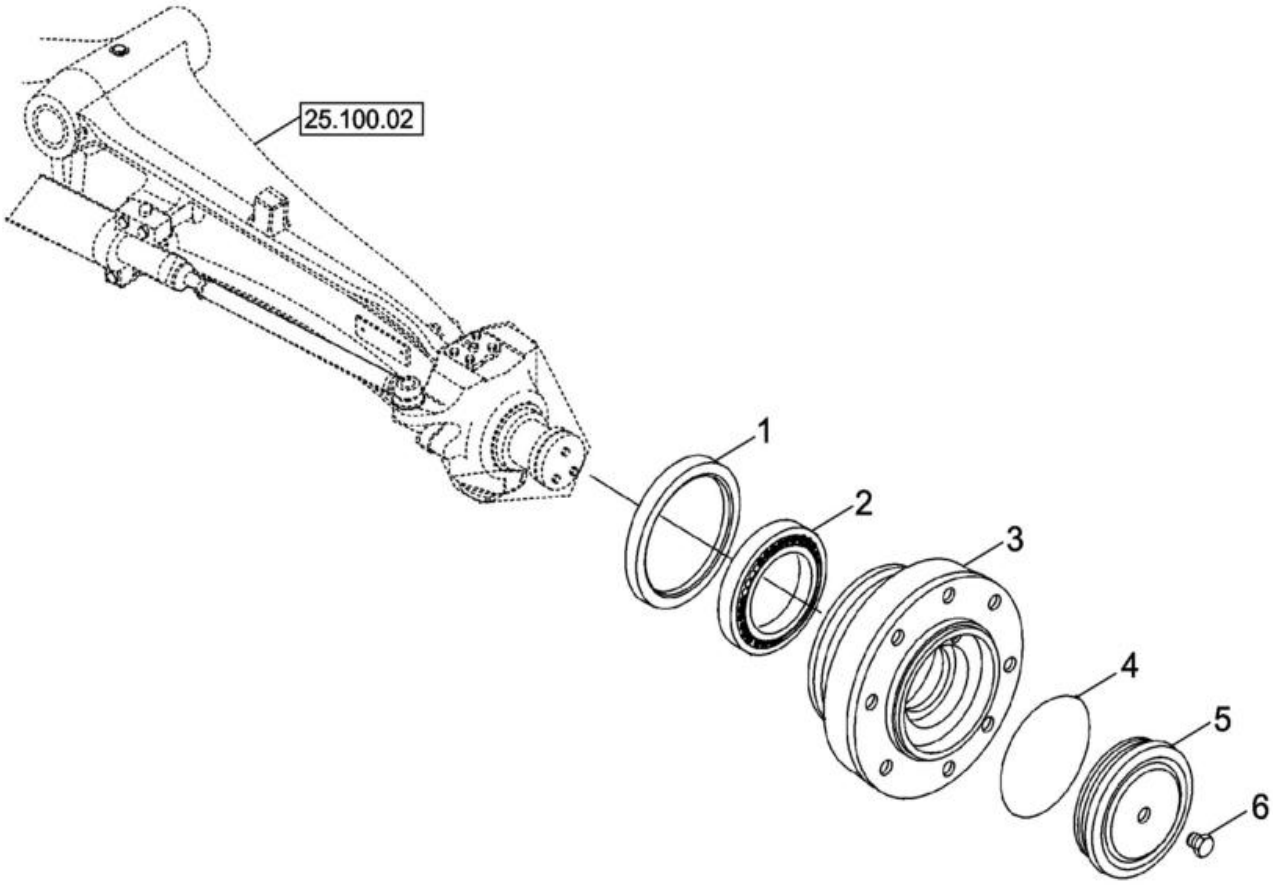

EIXO DIANTEIRO - CUBO E ROLAMENTOS (2WD)

REF	FN	PART NUMBER	YR/SN	QTY	DESCRIPTION
1		311569A1		2	VEDANTE DE ÓLEO 130mm ID x 160mm OD x 14mm Thk
2		324213A1		2	ROLAMENTO DE ROLOS
3		401065A1		2	CUBO
4		401066A1		2	O-RING
5		401067A1		2	COBERTURA
6		D142898		2	TAMPÃO M10 x 1 10 x 1 mm

25.300.01	01	p1	1/2017

EIXO, TRANSMISSÃO DIANTEIRA, 4WD - ÁRVORES, EIXO

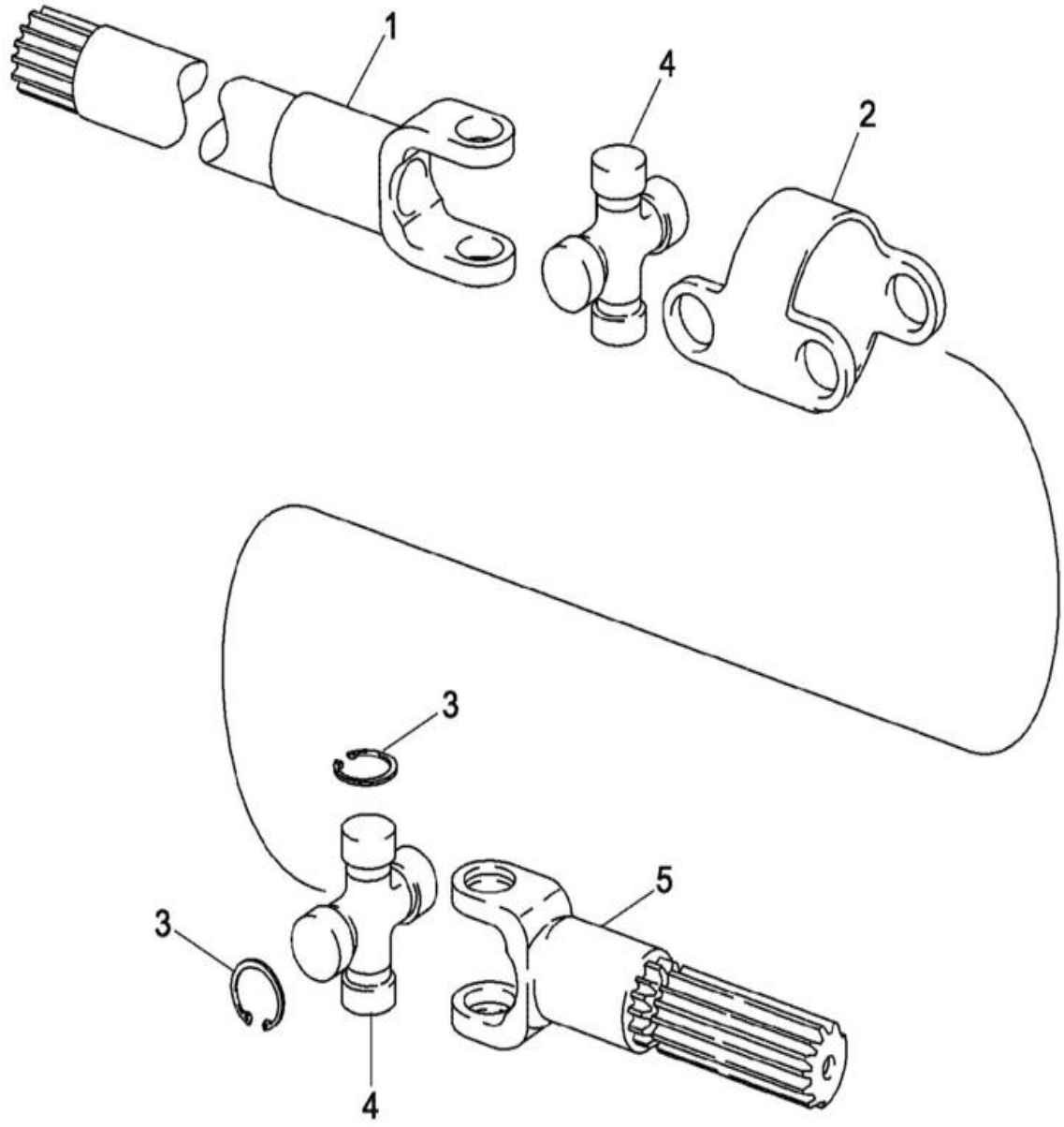

EIXO, TRANSMISSÃO DIANTEIRA, 4WD - ÁRVORES, EIXO

REF	FN	PART NUMBER	YR/SN	QTY	DESCRIPTION
		144461A1		2	SEMI-EIXO ARTICULADO Incl 1 - 5
1		144462A1		2	VEIO Long, Differential side
2		390029A1		2	CORPO
3		N14410		16	ANEL
4		144465A1		4	CRUZETA DE CARDAN Incl 3
5		144463A1		2	VEIO Short, Wheel Side

25.300.02	01	p1	1/2017

ÁRVORE DE TRANSMISSÃO, 4WD - EIXO DIANTEIRO

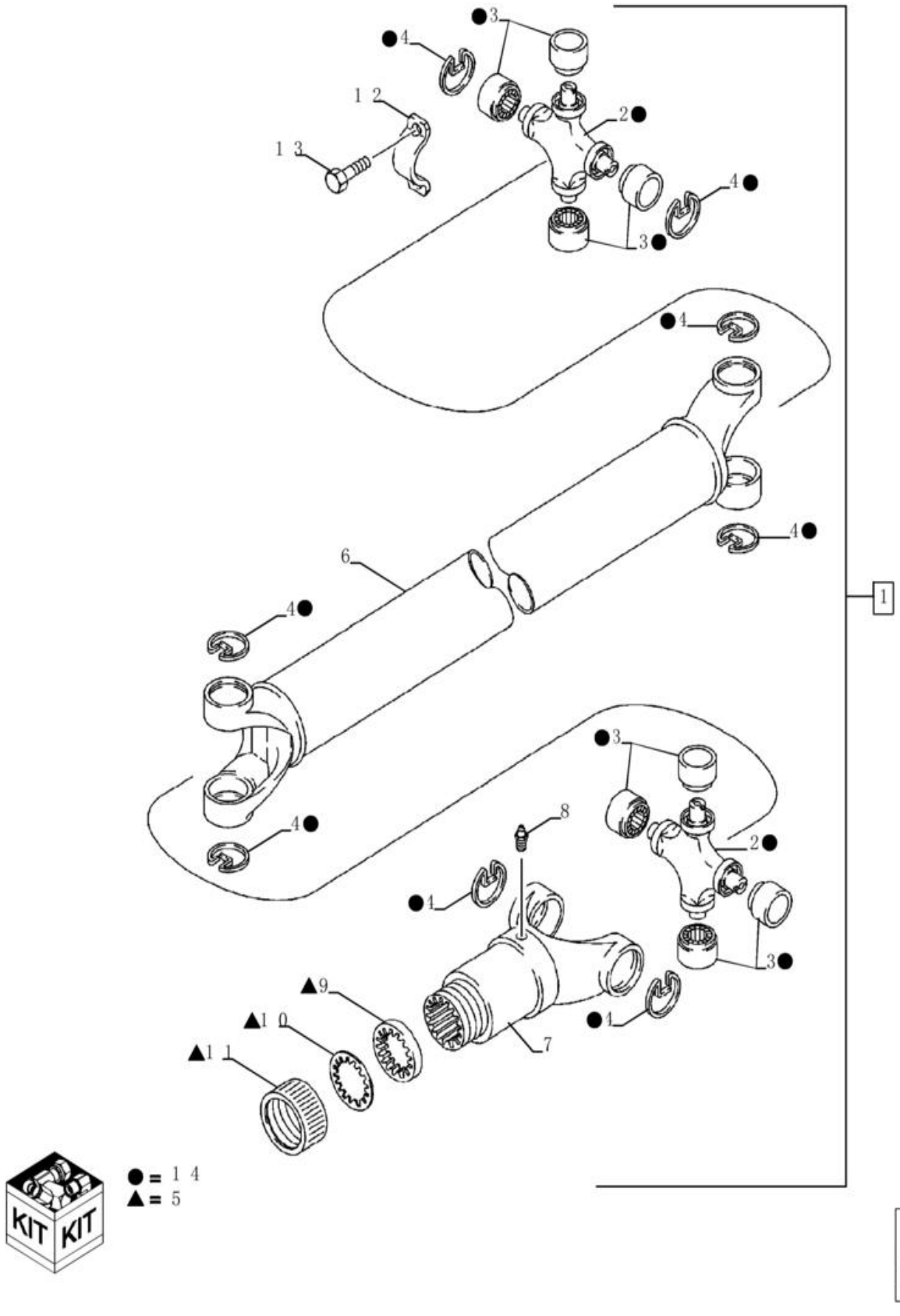

ÁRVORE DE TRANSMISSÃO, 4WD - EIXO DIANTEIRO

REF	FN	PART NUMBER	YR/SN	QTY	DESCRIPTION
1		87694656		1	EIXO COMANDO With or Without Powershift Transmission, Incl 2 - 11
2		NSS		1	NO SE VENDE SEPARADO JOINT, Universal, Incl in 14
3		NSS		4	NO SE VENDE SEPARADO BEARING, Journal, Incl in 14
4		NSS		4	NO SE VENDE SEPARADO RING, Retaining, Incl in 14
5		D149860		1	KIT DE SERVIÇO Incl 9 - 11; If Used
6		87716824		1	TAMPÃO Retaining
7		87716823		1	GARFO
8		219-10		1	COPO DE LUBRIFICAÇÃO 1/4" - 28 NPTF
9		NSS		1	NO SE VENDE SEPARADO WASHER, Cork, Incl in 5
10		NSS		1	NO SE VENDE SEPARADO WASHER, Steel, Incl in 5
11		NSS		1	NO SE VENDE SEPARADO CAP, Incl in 5
12		D137626		2	BRAÇADEIRA 30.175mm D Clamping Pipe
13		9637611		4	PARAFUSO Hex Flng, 5/16" - 24 x 3/4" Hex Flange Head, Special, 5/16 - 24 UNF x 1-1/16
14		393231A1		2	CRUZETA Universal Joint, Incl 2 - 4

25.310.01	01	p1	1/2017

EIXO, TRANSMISSÃO DIANTEIRA, 4WD - PLANETÁRIO

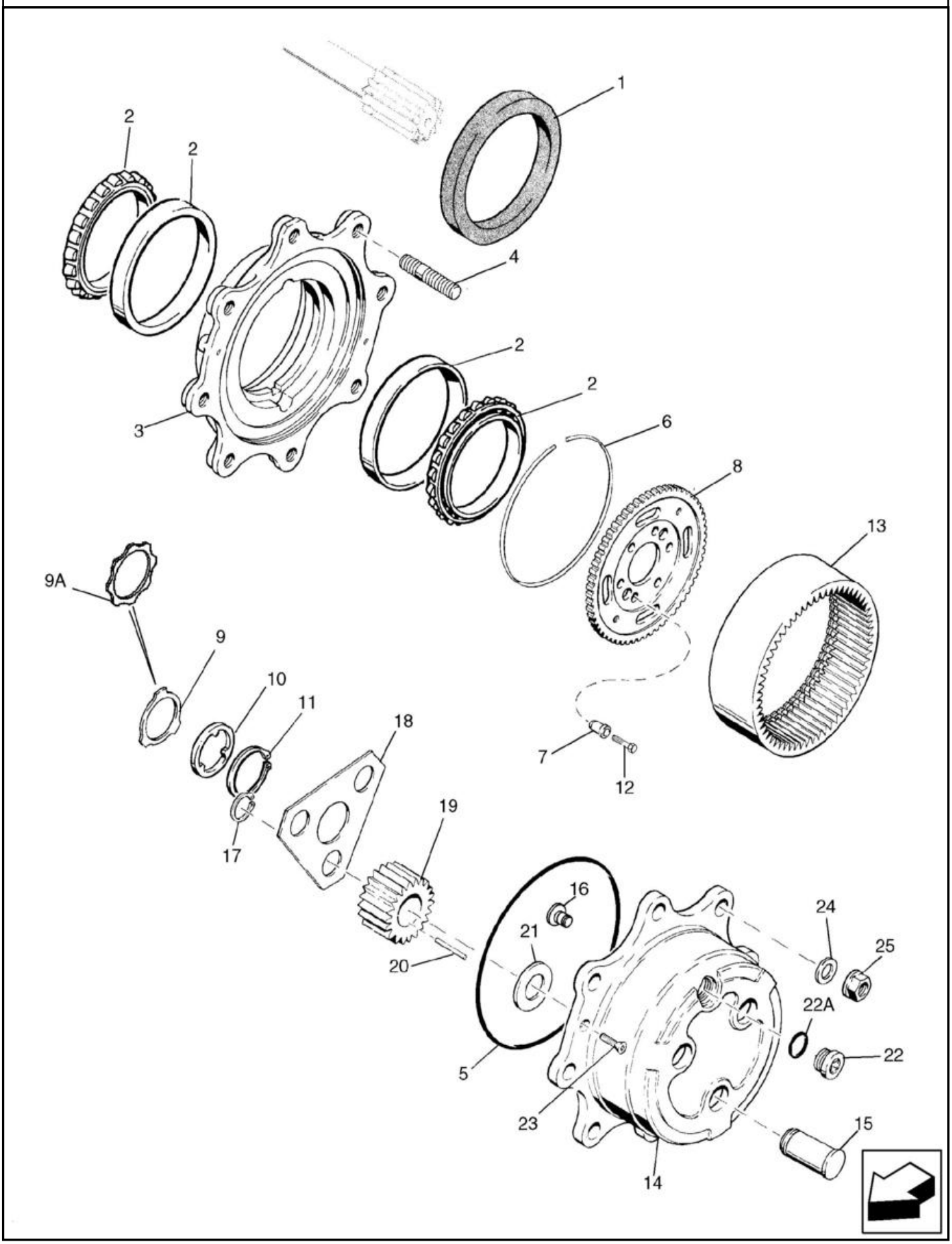

EIXO, TRANSMISSÃO DIANTEIRA, 4WD - PLANETÁRIO

REF FN	PART NUMBER	YR/SN	QTY	DESCRIPTION
	87395365		1	CONJUNTO DO EIXO 4WD Até chassi
	87395365R		1	REMAN-AXLE DIFFERENT 580N LOADER BACKHOE (BRAZIL) (1/12-)
	87395365C			CORE-AXLE, MFD Return Number
	87703818		1	CONJUNTO DO EIXO 4WD Dianteiro, A partir do chassi
	87400175		1	CONJUNTO DO EIXO 4WD Incl 1 - 23
1	311569A1		2	VEDANTE DE ÓLEO 130mm ID x 160mm OD x 14mm Thk Triple Lip
2	1966169C1		4	ROLAMENTO CÓNICO 95 mm ID x 135 mm OD x 20 mm
3	144466A1		2	CUBO Incl 3,4
3	NSS		1	NO SE VENDE SEPARADO HUB, Incl in 144466A1
4	100556A1		8	STUD
5	100552A1		2	O-RING 215.57mm ID x 220.81mm OD x 2.62mm Thk
6	100559A1		2	ANEL ESPECIAL
7	116426A1		12	CASQUILHO
8	116427A1		2	ENGRENAGEM CARRIER, Ring Gear;
9	190684A1		2	ANILHA DE ENCOSTO
9A	87710153		2	ANILHA
10	190682A1		2	ANILHA DE ENCOSTO
11	A48041		2	ANEL DE RETENÇÃO 41.5mm ID x 2.5mm Thk
12	116425A1		12	PARAFUSO
13	100561A1		2	ENGRENAGEM Ring
14	100554A1		2	SUPORTE DO PINHÃO PLANETARY, Incl 100553A1, Ref 14 - 22A
14	100553A1		2	HOUSING ASSY. Carrier, Incl 14 - 16
14	NSS		1	NO SE VENDE SEPARADO Carrier, Incl in 100553A1
15	NSS		3	NO SE VENDE SEPARADO Shaft, Pinion, Incl in 100553A1
16	K395093		1	PINO COM CABEÇA 12mm OD x 15mm L Lock
17	800-1134		6	ANEL M34, Ext
18	100555A1		2	PLACA ESPESSA PLATE, LARGE Retainer
19	K395114		2	ENGRENAGEM Sun - Not Shown

25.310.01	01	p2	1/2017

EIXO, TRANSMISSÃO DIANTEIRA, 4WD - PLANETÁRIO

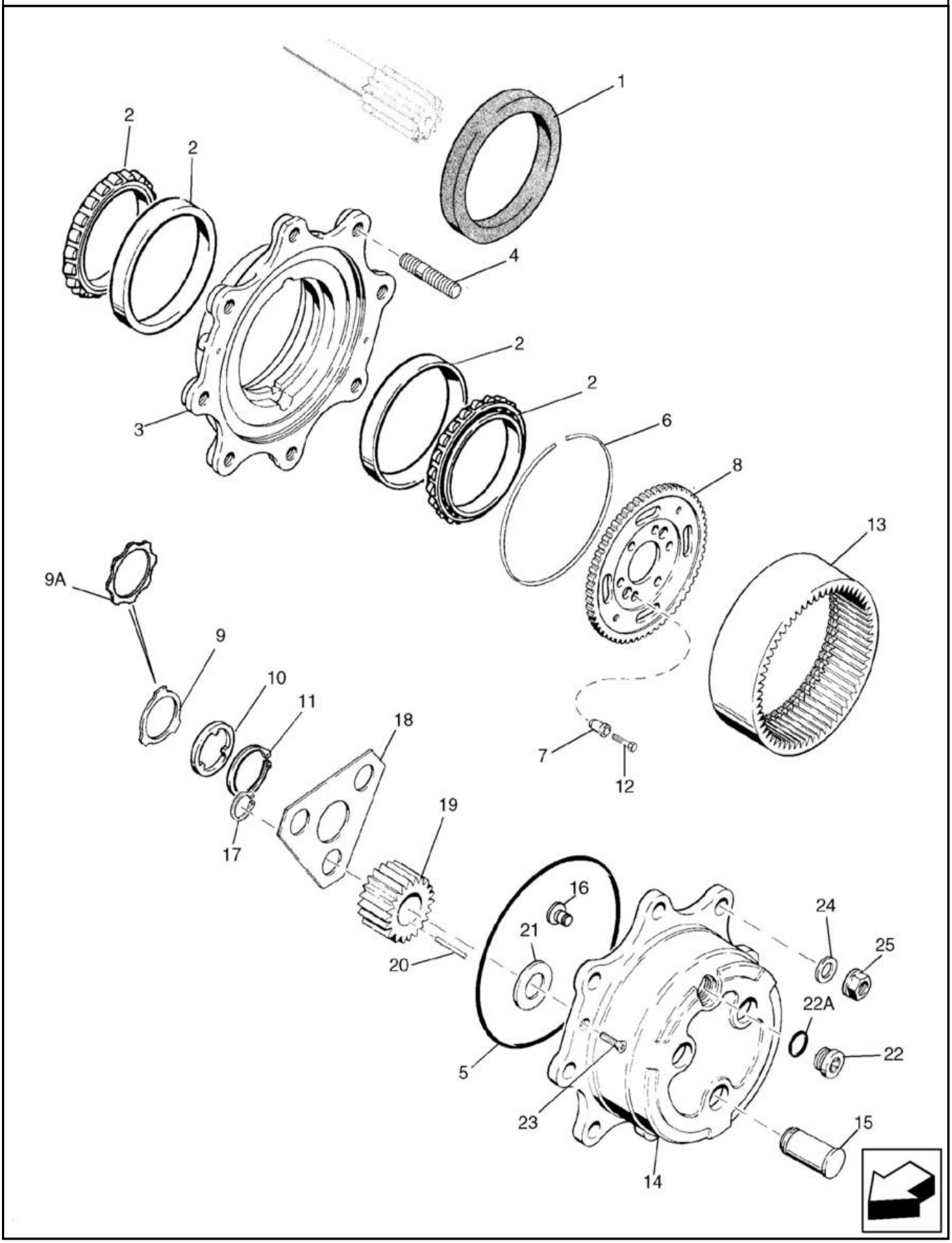

EIXO, TRANSMISSÃO DIANTEIRA, 4WD - PLANETÁRIO

REF	FN	PART NUMBER	YR/SN	QTY	DESCRIPTION
19		100562A1		6	ENGRENAGEM PLANETÁRI Pinion
20		114295A1		9	JOGO GULHAS
21		K395091		6	ANILHA DE ENCOSTO
22		100557A1		2	BUJÃO DE DESCARGA M30 x 2 Incl 22A
22A		238-6121		1	O-RING 0.103" Thk x 1.049" ID, -121, Cl 6, 90 Duro
23		K395082		4	PARAFUSO M8 x 20mm
24		496-81000		16	ANILHA 25/32" x 1 3/8" x .134", HDN Not Included In Assembly, Purchase Separately
25		100092		16	PORCA DE RODA M18 x 1.5, Cl 8 Not Included In Assembly, Purchase Separately

SECTION INDEX

Sistema do eixo traseiro

27.100.08	01	**EIXO, TRASEIRO - SUPORTES**
27.100.09	01	**EIXO, TRASEIRO - CARCAÇA**
27.100.11	01	**EIXO, TRASEIRO - FREIO, DIFERENCIAL**
27.106.01	01	**EIXO, TRASEIRO - DIFERENCIAL**
27.106.02	01	**EIXO, TRASEIRO - COROA E PINHÃO**
27.110.02	01	**EIXO, TRASEIRO - BLOQUEO DEL DIFERENCIAL**
27.110.02	02	**EIXO, TRASEIRO - BLOQUEIO DO DIFERENCIAL**
27.120.02	01	**EIXO, TRANSMISSÃO TRASEIRA - PLANETÁRIOS**

27.100.08	01	p1	1/2017

EIXO, TRASEIRO - SUPORTES

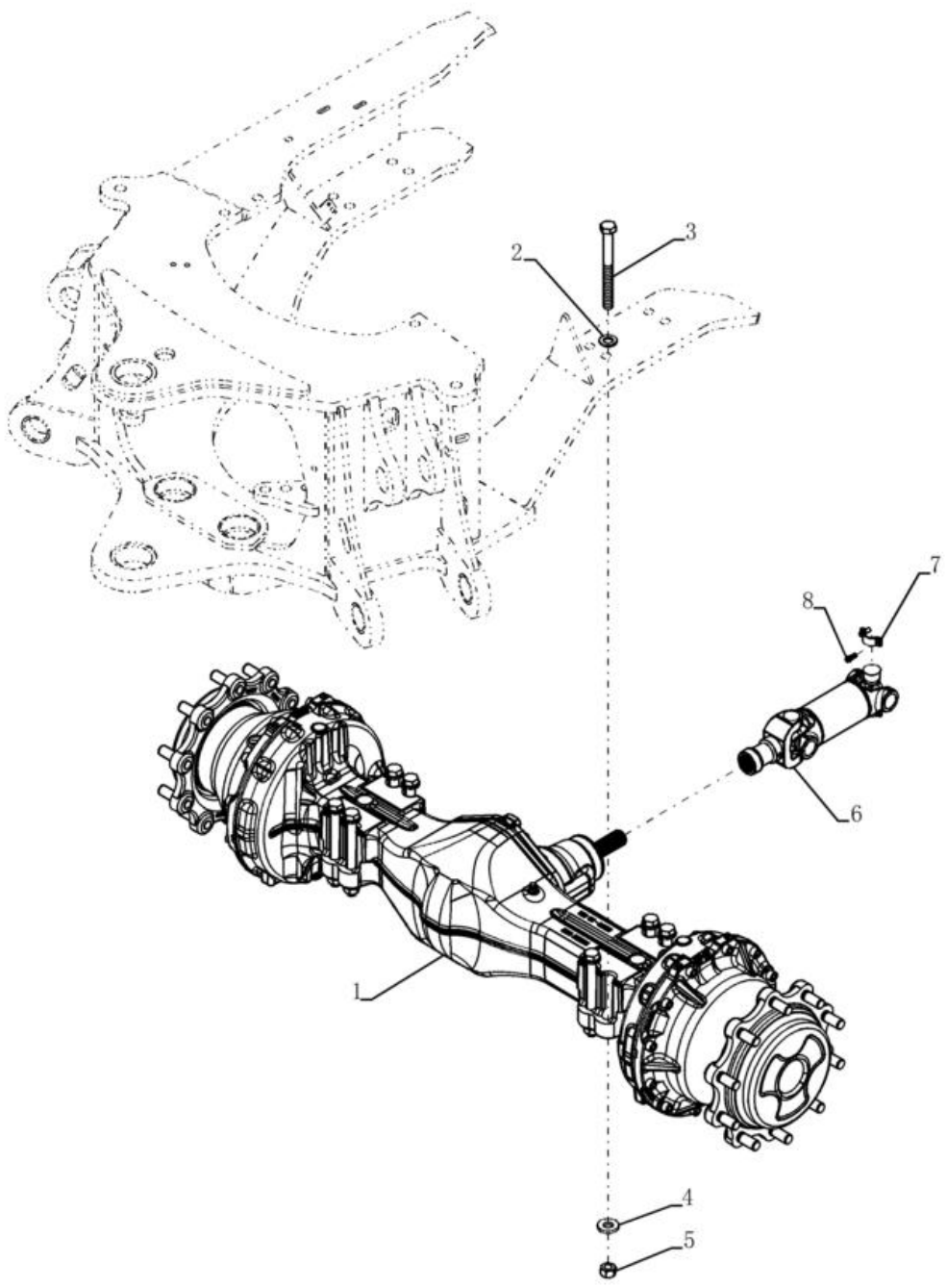

EIXO, TRASEIRO - SUPORTES

REF	FN	PART NUMBER	YR/SN	QTY	DESCRIPTION
1		87395372		1	EIXO TRASEIRO Até chassi
		87395372R		1	REMAN-REAR AXLE 580N - LOADER BACKHOE (BRAZIL) (1/12-)
		87395372C			CORE-REAR AXLE Return Number
1		84178115		1	EIXO TRASEIRO A partir do chassi
2		87655047		8	ANILHA ESPECIAL 21.25mm ID x 38.10mm OD x 4.20mm Thk
3		827-20200		8	PARAFUSO Hex, M20 x 2.5 x 200mm, Cl 10.9
4		87618533		8	ANILHA 21mm ID x 46mm OD x 6.4mm Thk
5		829-1420		8	PORCA M20, Cl 10
6		87613924		1	EIXO COMANDO
7		D137626		2	BRAÇADEIRA 30.175mm D Clamping Pipe Driveshaft Spider Bearing
8		D137627		4	PARAFUSO Hex Flg, 5/16" - 24 x 19.05mm

27.100.09	01	p1	1/2017

EIXO, TRASEIRO - CARCAÇA

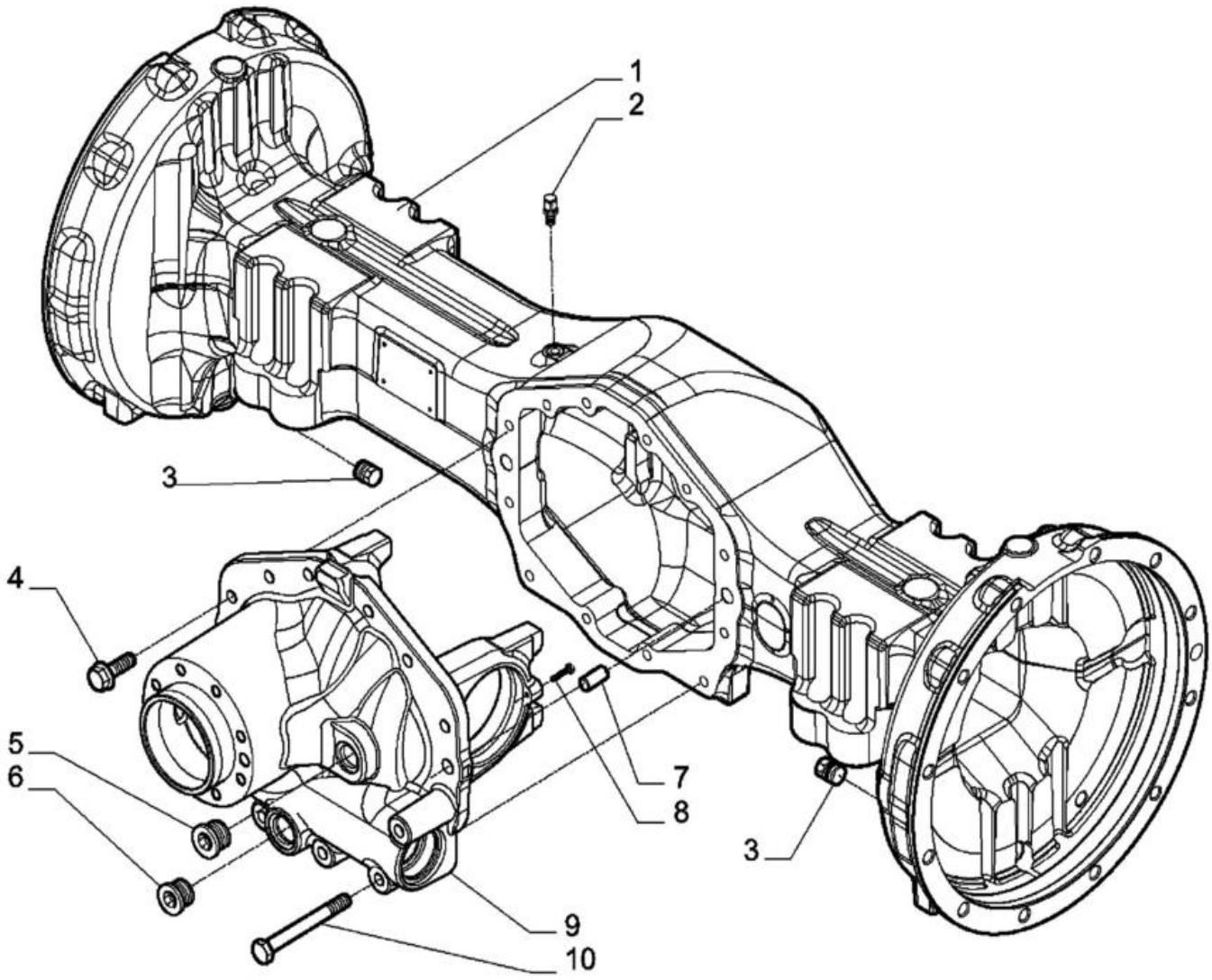

EIXO, TRASEIRO - CARCAÇA

REF FN	PART NUMBER	YR/SN	QTY	DESCRIPTION
	87395372		1	EIXO TRASEIRO Incl 1 - 10, Até chassi
	87395372R		1	REMAN-REAR AXLE 580N - LOADER BACKHOE (BRAZIL) (1/12-)
	87395372C			CORE-REAR AXLE Return Number
	84178115		1	EIXO TRASEIRO A partir do chassi
1	87708390		1	ALOJAMENTO DO EIXO
2	1966149C1		1	RESPIRADOURO M10 x 1
3	A156873		2	BUJÃO DE DESCARGA M22 x 1.5
4	S301064		8	PARAFUSO M12 M12 x 1.75
5	434746A1		1	TAMPÃO M24 x 1.5 M24 x 1.5
6	100557A1		1	BUJÃO DE DESCARGA M30 x 2 M30 x 2
7	1966138C1		2	PERNO-GUIA
8	864-6025		2	PARAFUSO ALLENA FLAN M6 x 25mm, Cl 8.8
9	87708391		1	SUPORTE Bevel Gear Differential
10	87708392		4	PARAFUSO Hex, M12 x 100mm M12 x 100

27.100.11	01	p1	1/2017

EIXO, TRASEIRO - FREIO, DIFERENCIAL

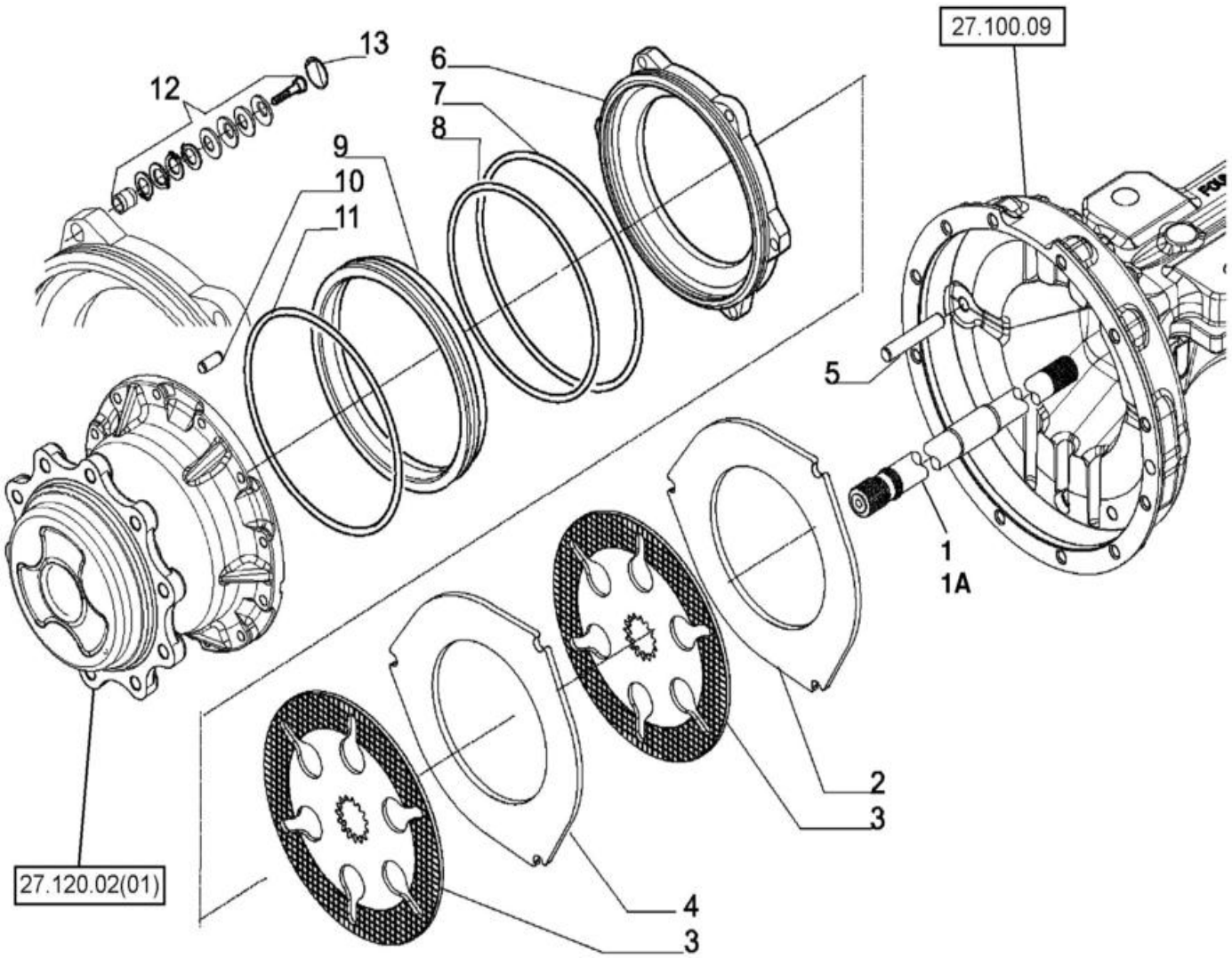

EIXO, TRASEIRO - FREIO, DIFERENCIAL

REF FN	PART NUMBER	YR/SN	QTY	DESCRIPTION
	87395372		1	EIXO TRASEIRO Incl 1 - 13, Até chassi
	87395372R		1	REMAN-REAR AXLE 580N - LOADER BACKHOE (BRAZIL) (1/12-)
	87395372C			CORE-REAR AXLE Return Number
	84178115		1	EIXO TRASEIRO A partir do chassi
1	87708431		1	VEIO 734mm / 28.897" RH Half; 87395372 Axle (Determine from Seat Facing Radiator)
1A	87708432		1	VEIO 629mm / 24.763" LH Half; 87395372 Axle (Determine from Seat Facing Radiator)
2	87708433		2	CHAPA DO TRAVÃO 5mm Thk Separation, 5 thk
3	87708434		4	CHAPA DO TRAVÃO
4	87708435		2	CHAPA DO TRAVÃO 8mm Thk Separation, 8 thk
5	139294A1		6	GUIA
6	87708436		2	CILINDRO DE TRAVÃO Piston
7	87708438		2	O-RING
8	371144A1		2	O-RING Piston, External
9	87708440		2	PISTÃO Brake
10	D142890		2	DOWEL
11	371145A1		2	O-RING Piston Carrier
12	87708441		6	REGULADOR DO TRAVÃO Kit, Rear Axle Self Adjust; 0.6 mm
13	87708442		6	ANEL DE RETENÇÃO

27.106.01	01	p1	1/2017

EIXO, TRASEIRO - DIFERENCIAL

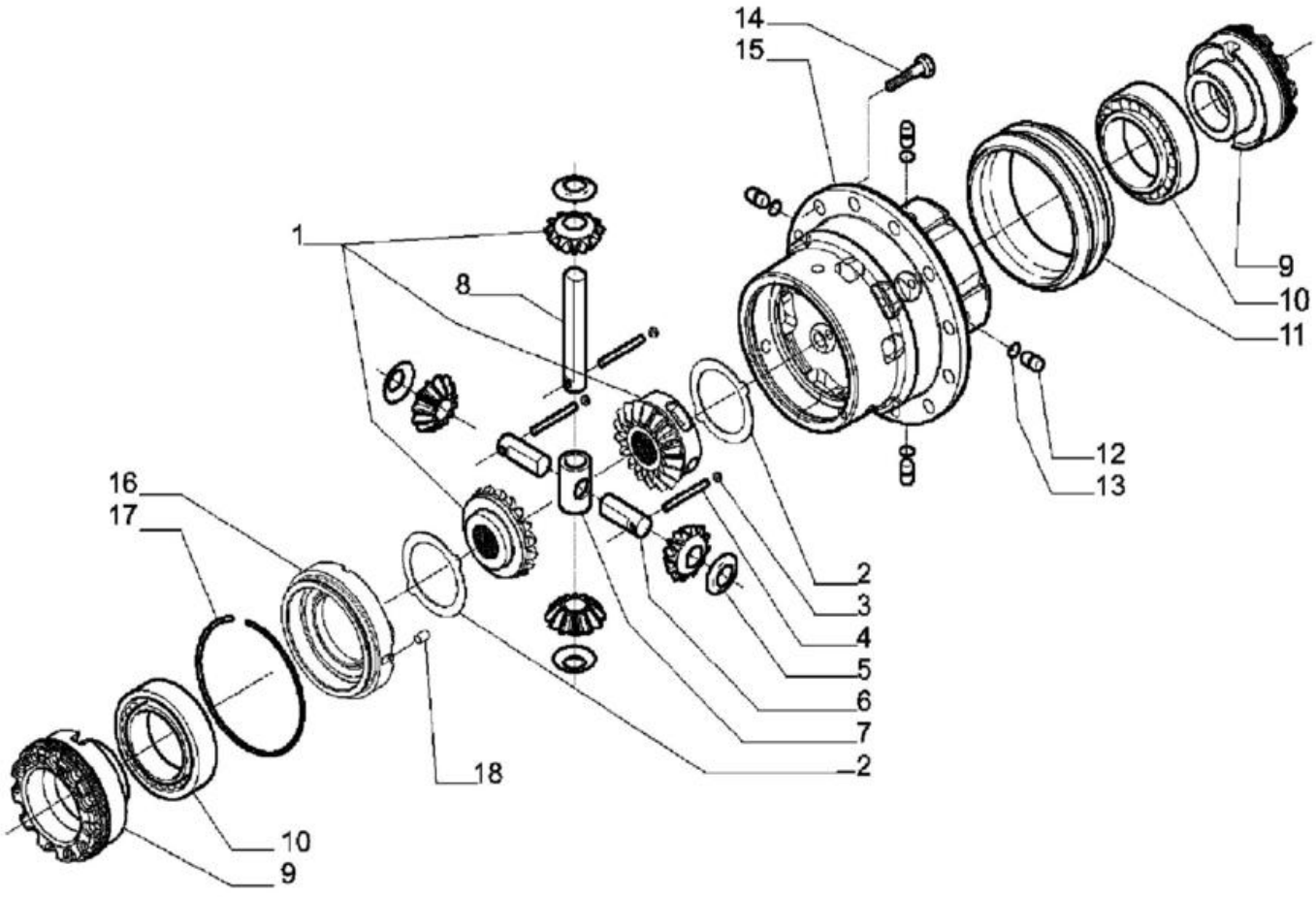

EIXO, TRASEIRO - DIFERENCIAL

REF FN	PART NUMBER	YR/SN	QTY	DESCRIPTION
1	87708394		1	KIT DE SERVIÇO Incl 2 - 8
2	87708395		2	PLACA DE COMANDO Differential
3	D142898		3	TAMPÃO M10 x 1
4	87708396		2	PERNO 8mm OD x 45mm L
5	E135777		4	WASHER Thrust
6	87708397		2	PERNO DE EIXO Differential
7	87708398		1	CRUZETA Gear
8	87708399		1	PERNO DE EIXO Differential
9	87708400		2	PORCA COM OLHAL M104 x 1.5
10	E135785		2	ROLAMENTO
11	87708401		1	MANGA
12	292207A1		4	PERNO
13	292208A1		4	O-RING
14	87708402		12	PARAFUSO M12 x 25
15	87708403		1	ALOJAMENTO Differential
16	87708408		1	ALOJAMENTO Differential Housing
17	87708409		1	ANEL DE RETENÇÃO Differential
18	87708411		1	PERNO 8mm OD x 12mm L

27.106.02	01	p1	1/2017

EIXO, TRASEIRO - COROA E PINHÃO

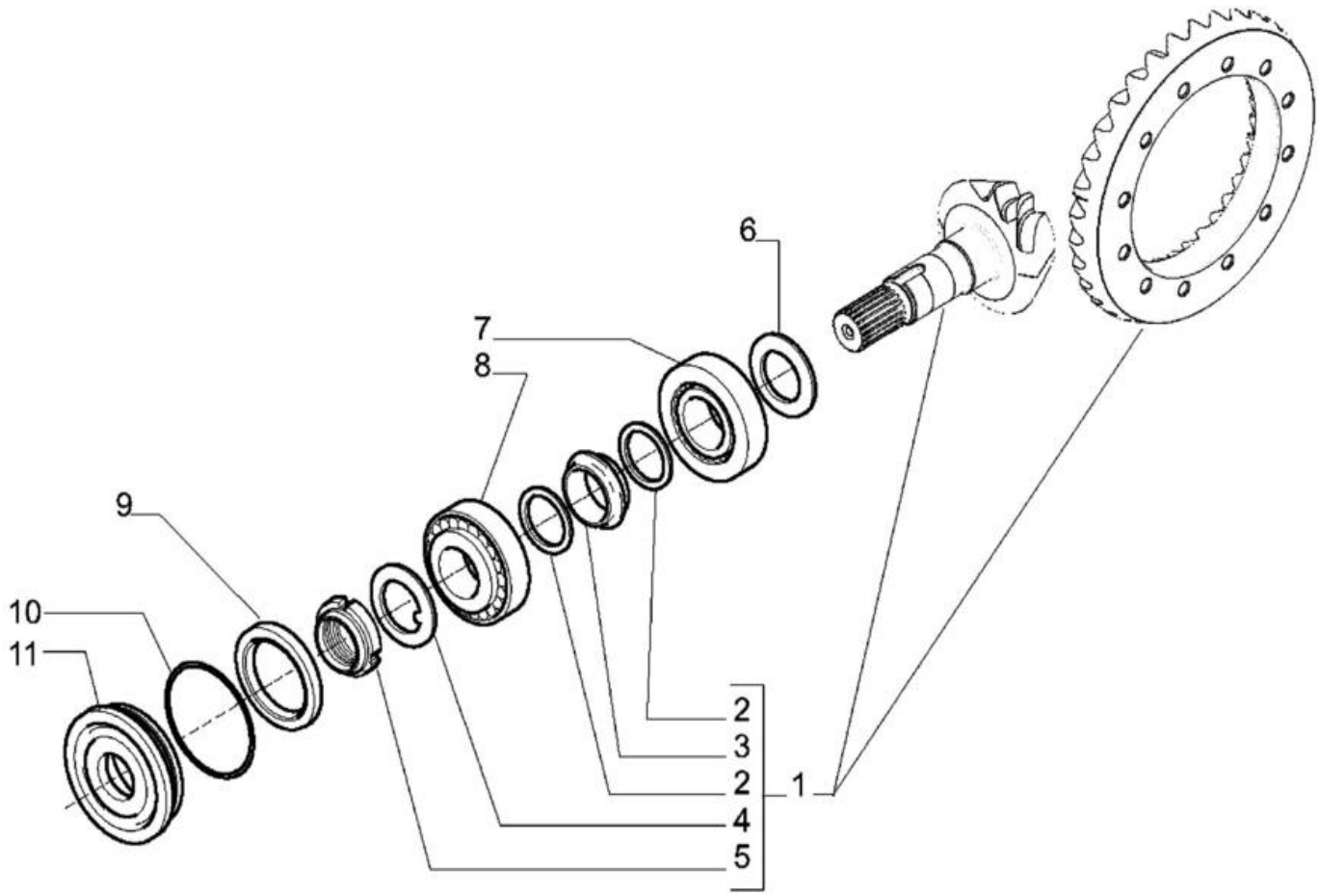

EIXO, TRASEIRO - COROA E PINHÃO

REF	FN	PART NUMBER	YR/SN	QTY	DESCRIPTION
1		87708393		1	CONJUNTO DE ENGRENAG Bevel, 14/35
2		1349059C1		2	ANILHA 40.5mm ID x 50mm OD x 2mm Thk Elastic
3		175957A1		1	ESPAÇADOR
4		N7536		1	ANILHA 41mm ID x 62mm OD x 2mm Thk Lock
5		K261014		2	PORCA COM OLHAL M40 x 1.5 Ring; M40 x 105
6		190506A1		AR	CALÇO DE AFINAÇÃO 2.5mm Thk (0.098")
6		190508A1		AR	CALÇO DE AFINAÇÃO 2.6mm Thk (0.102")
6		190509A1		AR	CALÇO DE AFINAÇÃO 2.7mm Thk (0.106")
6		190510A1		AR	CALÇO DE AFINAÇÃO 2.8mm Thk (0.110")
6		190511A1		AR	CALÇO DE AFINAÇÃO 2.9mm Thk (0.114")
6		190512A1		AR	CALÇO DE AFINAÇÃO 3.0mm Thk (0.118")
6		190513A1		AR	CALÇO DE AFINAÇÃO 3.1mm Thk (0.122")
6		190514A1		AR	CALÇO DE AFINAÇÃO 3.2mm Thk (0.125")
6		190515A1		AR	CALÇO DE AFINAÇÃO 3.3mm Thk (0.129")
6		190516A1		AR	CALÇO DE AFINAÇÃO 3.4mm Thk (0.133")
7		P1139855X		1	ROLAMENTO DE ESFERAS Tapered
8		K395090		1	ROLAMENTO ROLO CONIC 40mm ID x 90mm OD
9		K262143		1	VEDANTE DE ÓLEO 16mm W, 35mm ID x 52mm OD Ring
10		445720A1		1	O-RING 0.103" Thk x 3.237" ID, -152, CI 5, 75 Duro
11		128570A1		1	FLANGE Seal

27.110.02	01	p1	1/2017

EIXO, TRASEIRO - BLOQUEO DEL DIFERENCIAL

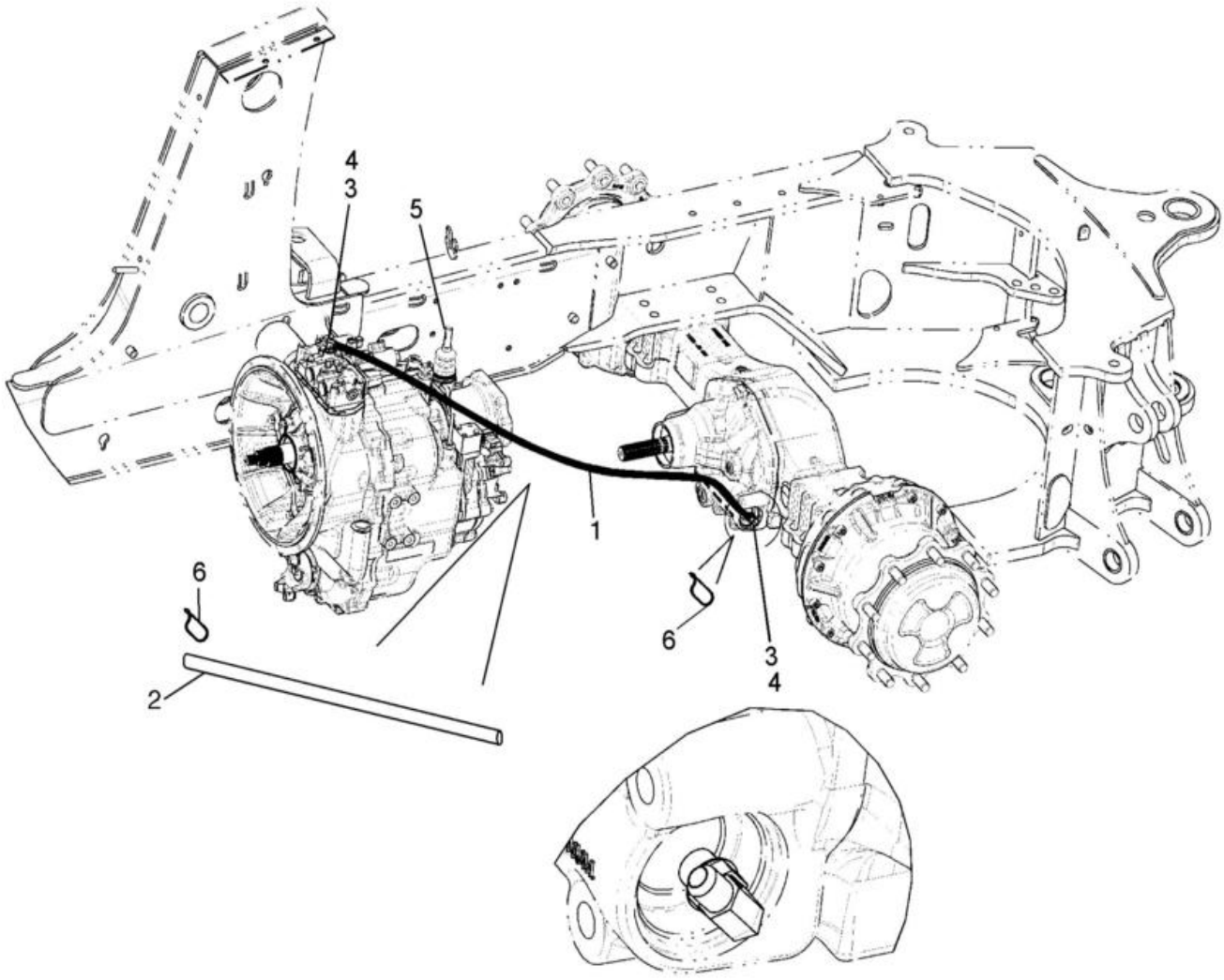

BS07N589

EIXO, TRASEIRO - BLOQUEO DEL DIFERENCIAL

REF	FN	PART NUMBER	YR/SN	QTY	DESCRIPTION
1		87431701		1	MANGUEIRA HIDRÁULICA 6.4mm ID x 1350mm L 1350 mm (53-1/8 in)
2		87491619		1	PROTECÇÃO 19.1mm ID x 1400mm L
3		218-5105		2	COTOVELO 90 Degree Elbow, 9/16" - 18 Male JIC x 9/16" - 18 Male ORB Incl 4
4		237-6006		2	O-RING 0.078" Thk x 0.468" ID, -906, Cl 6, 90 Duro
5		E135809		1	TAMPÃO If Used
6		L11541		2	BRAÇADEIRA DE CABO 203.2mm L, Nylon CABLE STRAP

27.110.02	02	p1	1/2017

EIXO, TRASEIRO - BLOQUEIO DO DIFERENCIAL

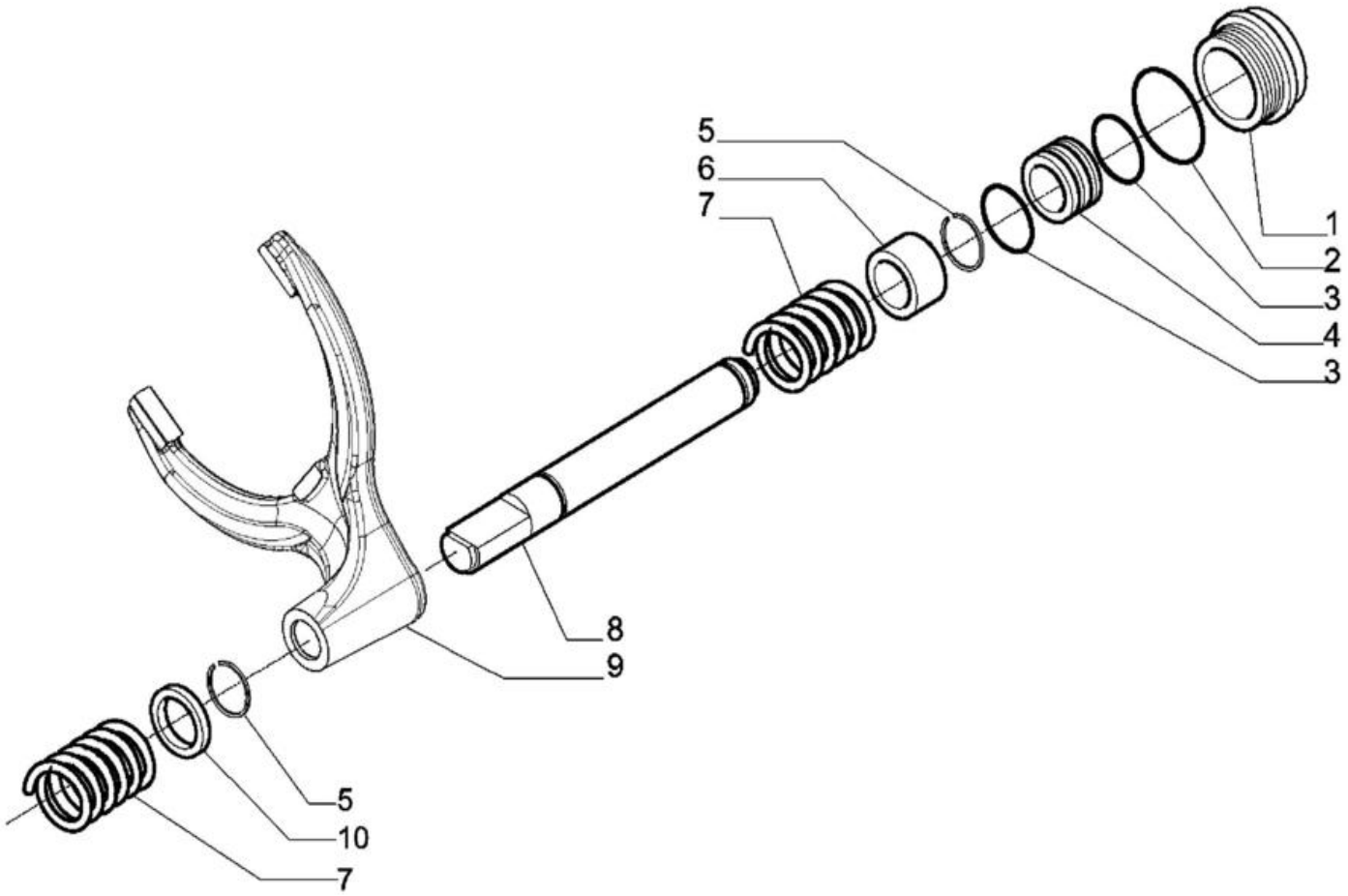

EIXO, TRASEIRO - BLOQUEIO DO DIFERENCIAL

REF FN	PART NUMBER	YR/SN	QTY	DESCRIPTION
1	87708413		1	CILINDRO Differential Lock
2	87708415		1	O-RING
3	292210A1		2	VEDANTE
4	292212A1		1	PISTÃO
5	87708417		2	ANEL DE RETENÇÃO Pin
6	87708420		1	CASQUILHO
7	175966A1		2	MOLA
8	87708422		1	PISTÃO Control, Differential Locking
9	87708424		1	FORQUILHA
10	87708427		1	ESPAÇADOR

27.120.02	01	p1	1/2017

EIXO, TRANSMISSÃO TRASEIRA - PLANETÁRIOS

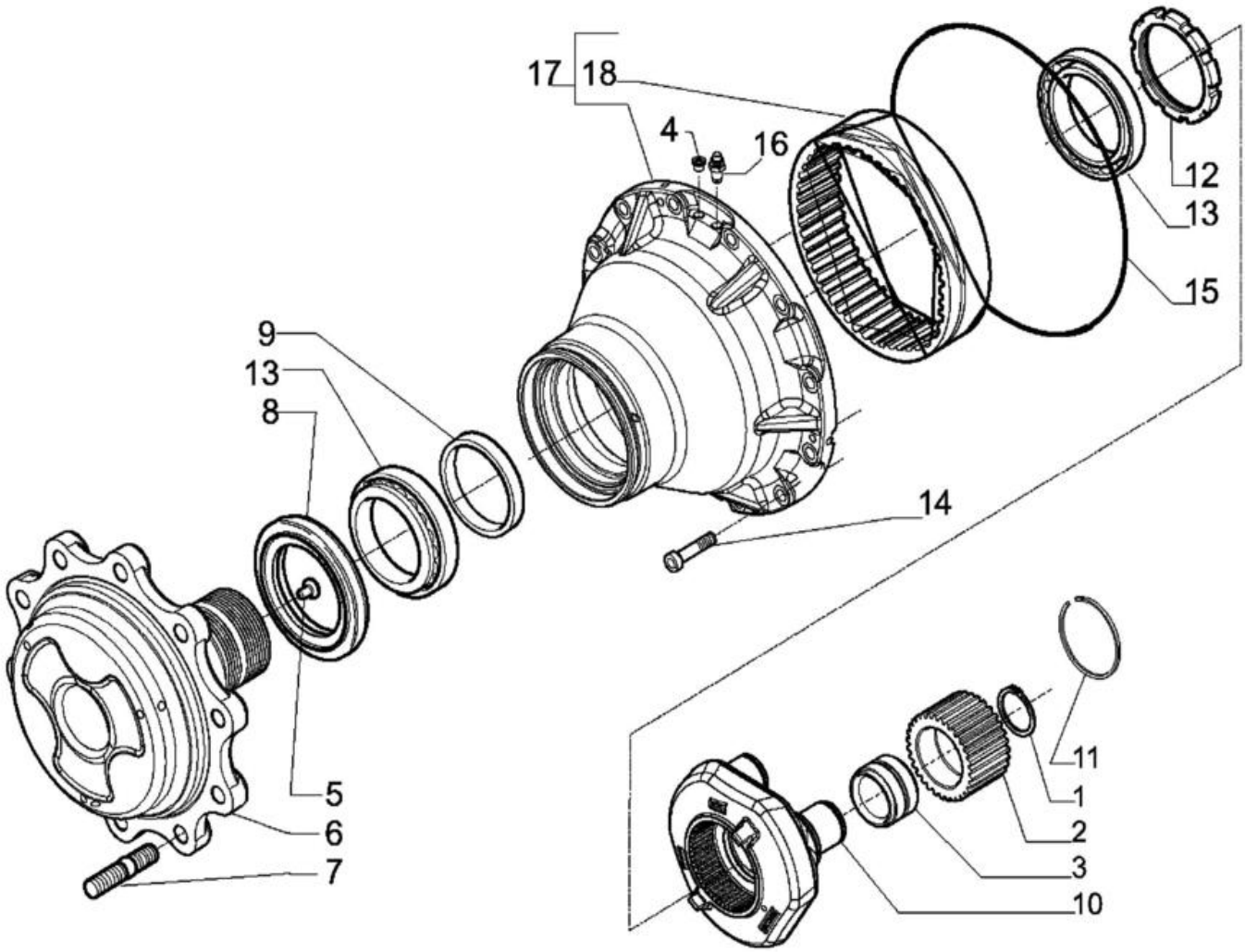

EIXO, TRANSMISSÃO TRASEIRA - PLANETÁRIOS

REF FN	PART NUMBER	YR/SN	QTY	DESCRIPTION
	87395372		1	EIXO TRASEIRO Incl 1 - 18, Até chassi
	87395372R		1	REMAN-REAR AXLE 580N - LOADER BACKHOE (BRAZIL) (1/12-)
	87395372C			CORE-REAR AXLE Return Number
	84178115		1	EIXO TRASEIRO A partir do chassi
1	800-1150		6	ANEL M50, Ext
2	87708443		6	ENGRENAGEM Wheel Hub
3	87708444		6	ROLAMENTO DE ROLOS
4	9625178		2	TAMPÃO 9/16" - 18 ORB
5	K395093		2	PINO COM CABEÇA 12mm OD x 15mm L
6	87708445		2	FLANGE Wheel
7	D142986		20	STUD 88mm L
8	452140A1		2	ANEL VEDADOR 150mm ID x 180mm OD x 14.5mm W SEALRING
9	87708447		2	ESPAÇADOR
10	87708452		2	SUPORTE PLANETÁRIO
11	87708453		2	ANEL
12	87708454		2	PORCA COM OLHAL M108 x 2
13	K395101		4	ROLAMENTO ROLO CONIC 109.5mm ID x 126mm x 21.4mm L
14	403955A1		24	PARAFUSO M14 x 45
15	87711038		2	ANEL Wheel Hub
16	E135810		2	PARAFUSO DE VENTILAC
17	87708466		2	CONJUNTO DE ENGRENAG Hub Ring, Incl 18
18	87708467		2	COROA DENTADA

SECTION INDEX

Freios e controles

33.110.04	01	**TRANSMISSÃO, 2WD / 4WD - FREIO, ESTACIONAMENTO**
33.202.04	01	**SISTEMA HIDRÁULICO DO FREIO**
33.202.06	01	**PEDAIS DOS TRAVÕES**
33.202.09	01	**SISTEMA DE FREIO - CILINDRO MESTRE**
33.202.10	01	**SISTEMA HIDRÁULICO - COMANDO DO FREIO (4X2)**
33.202.11	01	**SISTEMA HIDRÁULICO - COMANDO DO FREIO (4X4)**
33.202.12	01	**SISTEMA HIDRÁULICO DO FREIO**

33.110.04	01	p1	1/2017

TRANSMISSÃO, 2WD / 4WD - FREIO, ESTACIONAMENTO

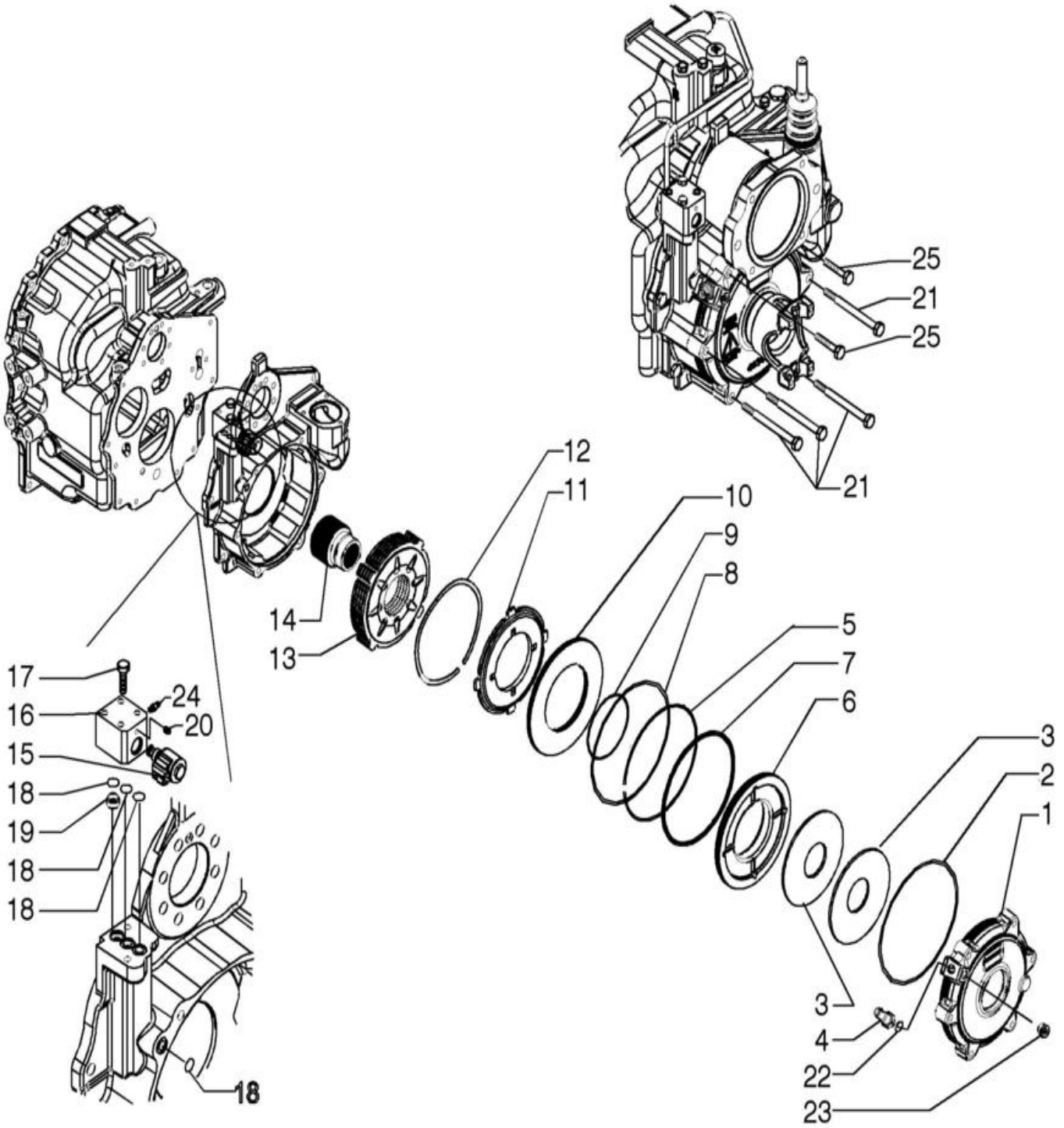

TRANSMISSÃO, 2WD / 4WD - FREIO, ESTACIONAMENTO

REF FN	PART NUMBER	YR/SN	QTY	DESCRIPTION
1	87701309		1	COBERTURA Brake
2	87701310		1	O-RING 0.103" Thk x 8.237" ID, -172, Cl 5, 75 Duro
3	363485A1		2	ANILHA CÓNICA 61mm ID x 170mm OD x 4.6mm Thk Belleville
4	87701313		1	SENSOR Pressure
5	87701315		1	ANEL Stop
6	87701317		1	PISTÃO Brake
7	87701318		1	ANEL VEDADOR SEALRING
8	87701320		1	O-RING
9	87701321		1	ANEL VEDADOR SEALRING
10	87701323		1	PLACA DE FIXAÇÃO
11	87701324		1	CHAPA DO TRAVÃO Counterplate
12	87701325		5	ESPAÇADOR
13	87701327		1	PACOTE DE FREIO
14	87701328		1	CASQUILHO Link
15	87701329		1	SOLENÓIDE
16	87701330		1	BLOCO DE CONTROLO
17	16044321		2	PARAFUSO M8 x 1.25 x 55mm, Cl 8.8
18	272217		4	O-RING 0.07" Thk x 0.426" ID, -13, Cl 6, 90 Duro
19	87701333		1	CASQUILHO
20	139312A1		1	TAMPÃO Expansion, 6mm OD
21	86508574		1	PARAFUSO Hex, M10 x 120mm, Cl 8.8 PLUG, Shipping
22	181105A1		1	ANILHA DE VEDAÇÃO 14mm ID x 20mm OD x 1.5mm Thk
23	9625178		1	TAMPÃO 9/16" - 18 ORB 9/16
24	933781R1		1	COPO DE LUBRIFICAÇÃO M10 x 1
25	120113		2	PARAFUSO Hex, M10 x 1.5 x 50mm, Cl 8.8, Full Thd Not show

580N-RETRO-CARREGADORA (BRASIL)

33.202.04	01	p1	1/2017

SISTEMA HIDRÁULICO DO FREIO

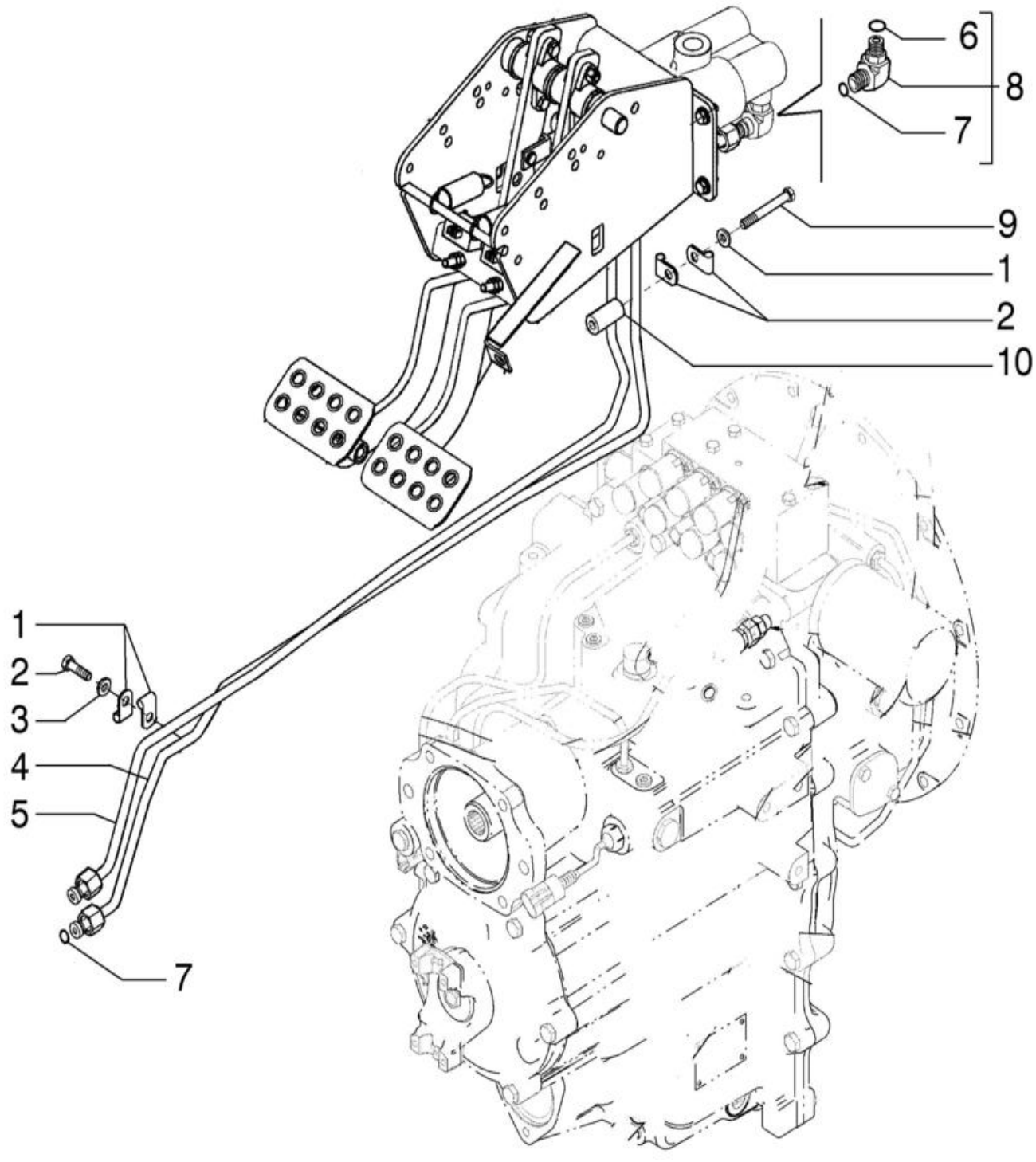

SISTEMA HIDRÁULICO DO FREIO

REF FN	PART NUMBER	YR/SN	QTY	DESCRIPTION
1	515-2379		4	BRAÇADEIRA 5/16", Insul, 3/8" Bolt
2	614-8030		1	PARAFUSO Hex, M8 x 1.25 x 30mm, Cl 8.8, Full Thd
3	87655042		2	ANILHA ESPECIAL 8.8mm ID x 17.5mm OD x 2.2mm Thk
4	84398009		1	TUBAGEM HIDRÁULICO
5	84398005		1	TUBAGEM HIDRÁULICO LH
6	70924048		2	O-RING 0.07" Thk x 0.364" ID, -12, Cl 6, 90 Duro RH
7	191704A1		4	PROTETOR DE MANGUEIR 19mm ID x 25mm OD x 460mm L
8	700-304		2	COTOVELO 90 Degree Elbow, 11/16" - 16 Male ORFS x M14 x 1.5 Male ORB
9	814-8070		1	PARAFUSO Hex, M8 x 1.25 x 70mm, Cl 8.8
10	87449579		1	ESPAÇADOR 9.5mm ID x 19.05mm OD x 40mm L

33.202.06	01	p1	1/2017

PEDAIS DOS TRAVÕES

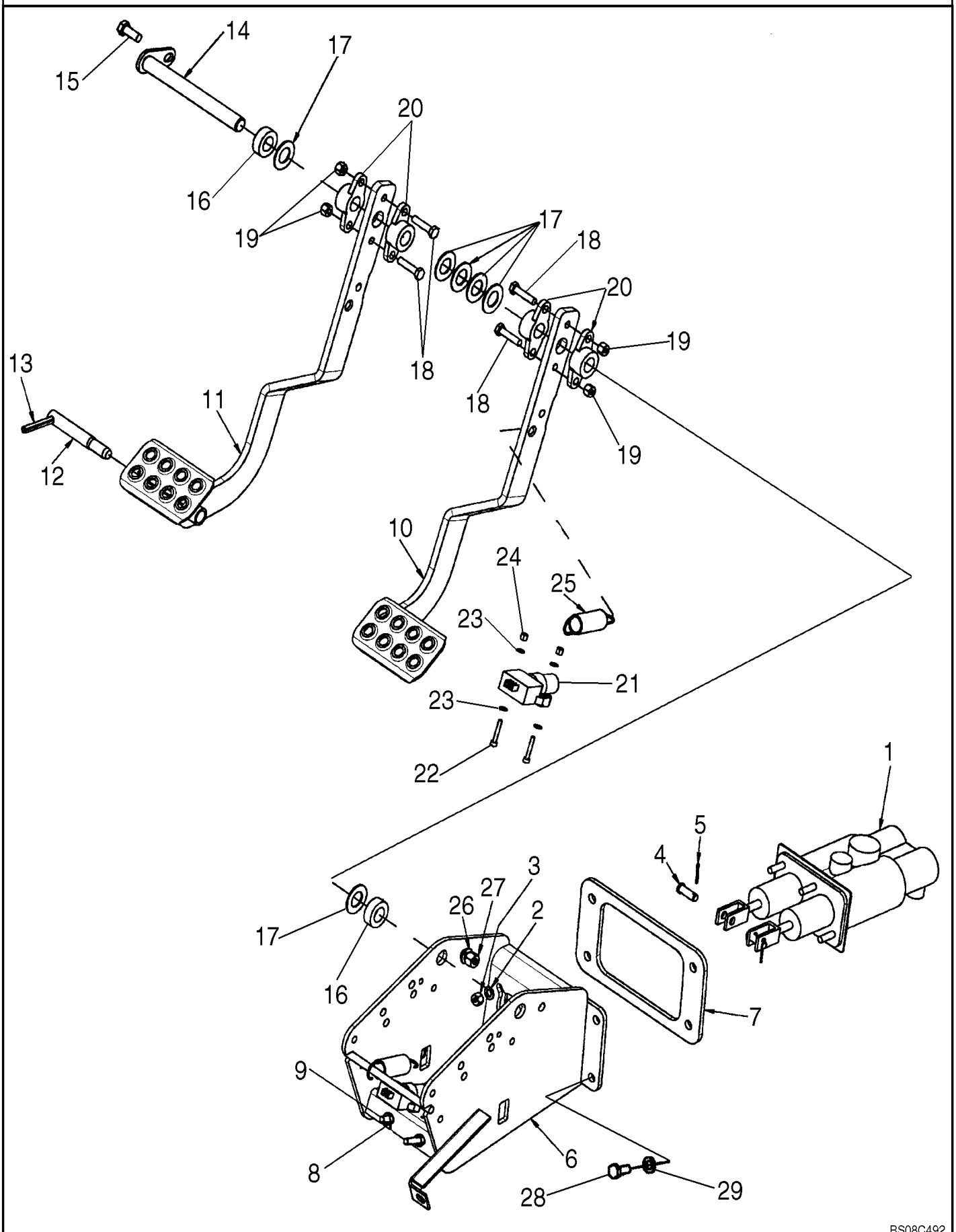

PEDAIS DOS TRAVÕES

REF	FN	PART NUMBER	YR/SN	QTY	DESCRIPTION
1		84369307		1	CILINDRO DE TRAVÃO 35mm Stroke
2		87655042		4	ANILHA ESPECIAL 8.8mm ID x 17.5mm OD x 2.2mm Thk
3		832-10408		4	PORCA M8 x 1.25, Cl 8.8
4		427-6106		2	PINO DE FORQUILHA 9.53mm OD x 26.92mm L
5		432-612		2	PINO ELÁSTICO 3/32" x 3/4"
6		87642370		1	PROTECÇÃO Brake Pedal and Brake Master Cylinder Mounting
7		87644495		1	JUNTA 237mm L x 133mm L
8		829-1408		4	PORCA Hex, M8 x 1.25, Cl 10.9
9		87644497		2	ISOLADOR Brake Pedal
10		87642365		1	PEDAL Right-Hand
11		87642364		1	PEDAL Left-Hand
12		D124530		1	PERNO 15.85mm OD x 111mm L Brake Pedal Lock
13		138-328		1	PERNO DE FIXAÇÃO 5/16" x 2 1/2", Slotted
14		D140035		1	VEIO 180mm L
15		614-10025		1	PARAFUSO Hex, M10 x 1.5 x 25mm, Cl 8.8
16		D124529		2	ESPAÇADOR 19.5mm ID x 35mm OD x 12mm Thk
17		87655047			ANILHA ESPECIAL 21.25mm ID x 38.10mm OD x 4.20mm Thk Used As A Spacer
18		814-8035		4	PARAFUSO Hex, M8 x 1.25 x 35mm, Cl 8.8
19		832-10408		4	PORCA M8 x 1.25, Cl 8.8
20		A77310		4	SUPORTE 0.754" ID x 1.375" OD x 0.81" Bearing
21		82026949		2	INTERRUPTOR, BOTAO Push Button, Brake Lamp, Attaches To Front Console Wiring Harness
22		87016468		4	PARAFUSO ALLENA FLAN M4 x 25mm, Cl 8.8
23		895-11004		8	ANILHA 4.3mm ID x 9mm OD x 0.8mm Thk (4.3 x 9 x 0.8 mm)
24		832-10404		4	PORCA M4 x 0.7, Cl 8.8

33.202.06	01	p2	1/2017

PEDAIS DOS TRAVÕES

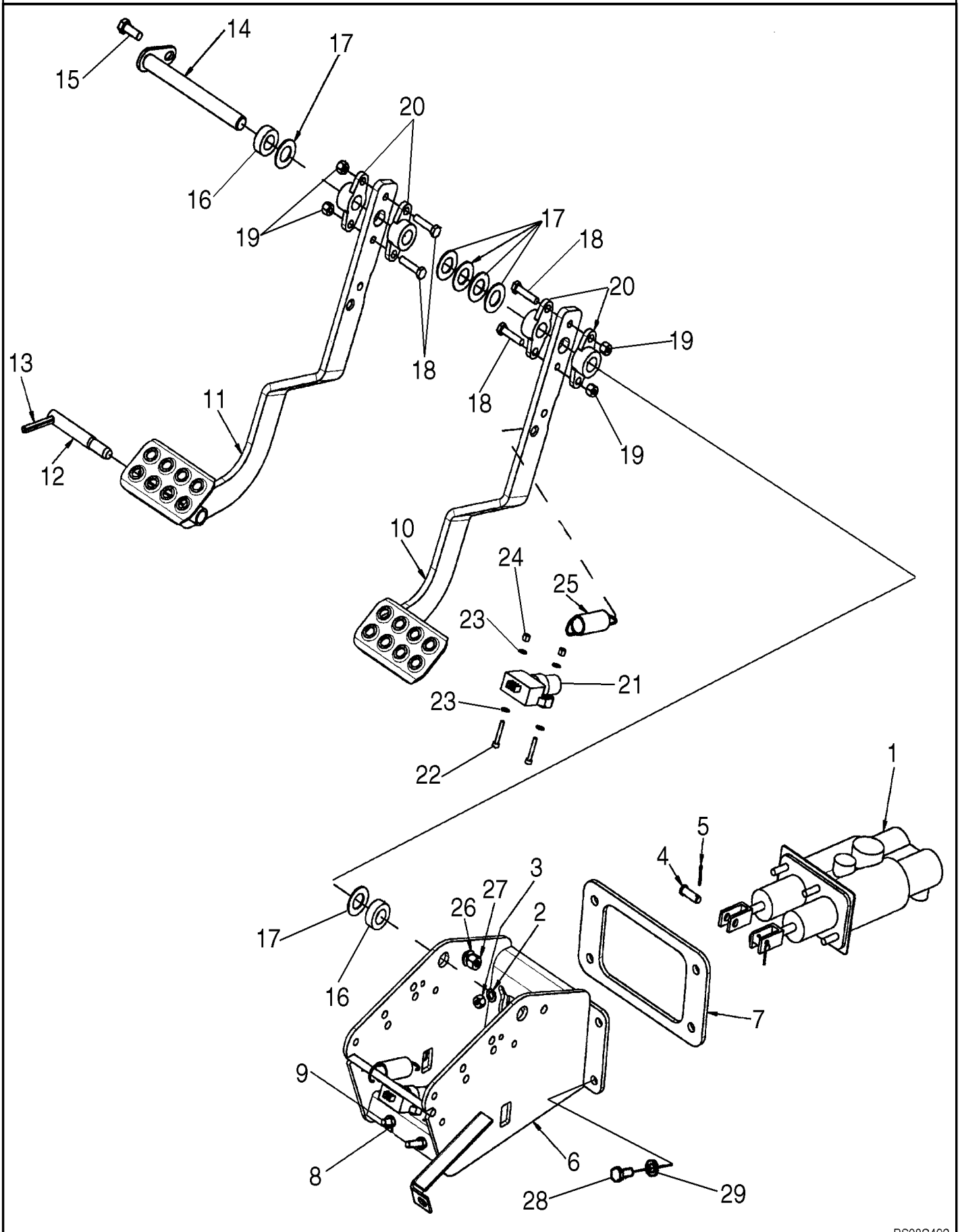

PEDAIS DOS TRAVÕES

REF FN	PART NUMBER	YR/SN	QTY	DESCRIPTION
25	230973A1		2	MOLA Extension, 23.876mm OD x 93.47mm L
26	87655046		1	ANILHA ESPECIAL 10.65mm ID x 23mm OD x 2.2mm Thk
27	832-10410		1	PORCA M10 x 1.5, Cl 8
28	614-8020		4	PARAFUSO Hex, M8 x 1.25 x 20mm
29	87655042		4	ANILHA ESPECIAL 8.8mm ID x 17.5mm OD x 2.2mm Thk

SISTEMA DE FREIO - CILINDRO MESTRE

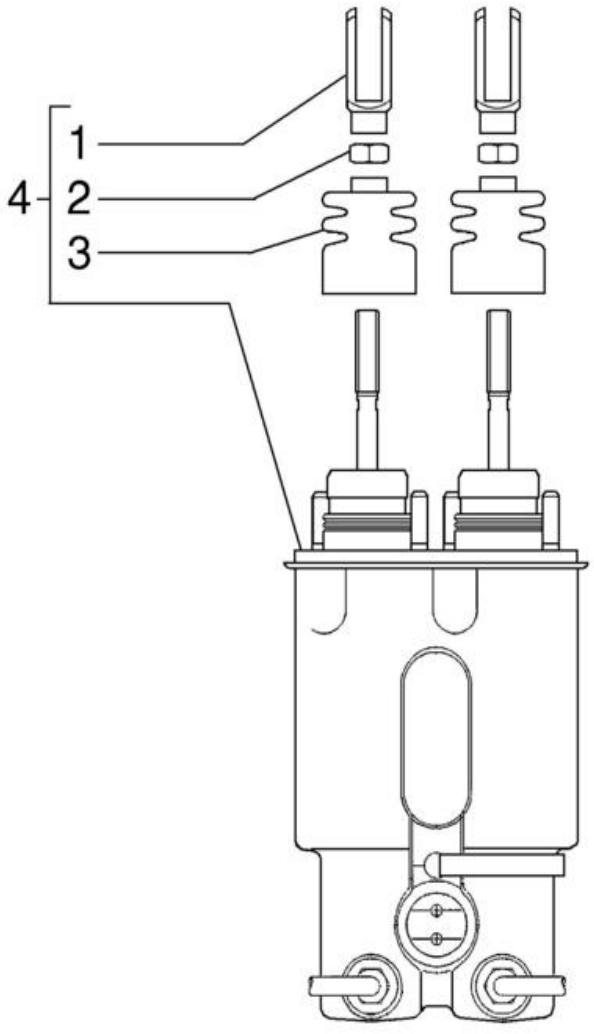

SISTEMA DE FREIO - CILINDRO MESTRE

REF	FN	PART NUMBER	YR/SN	QTY	DESCRIPTION
1		87716970		2	FORQUILHA M10 x 1.5mm x 53.5mm L
2		829-1410		2	PORCA M10 x 1.5, Cl 10.9
3		87716969		2	COBERTURA DE PROTECÇ
4		84369307		1	CILINDRO DE TRAVÃO 35mm Stroke

33.202.10	01	p1	1/2017

SISTEMA HIDRÁULICO - COMANDO DO FREIO (4X2)

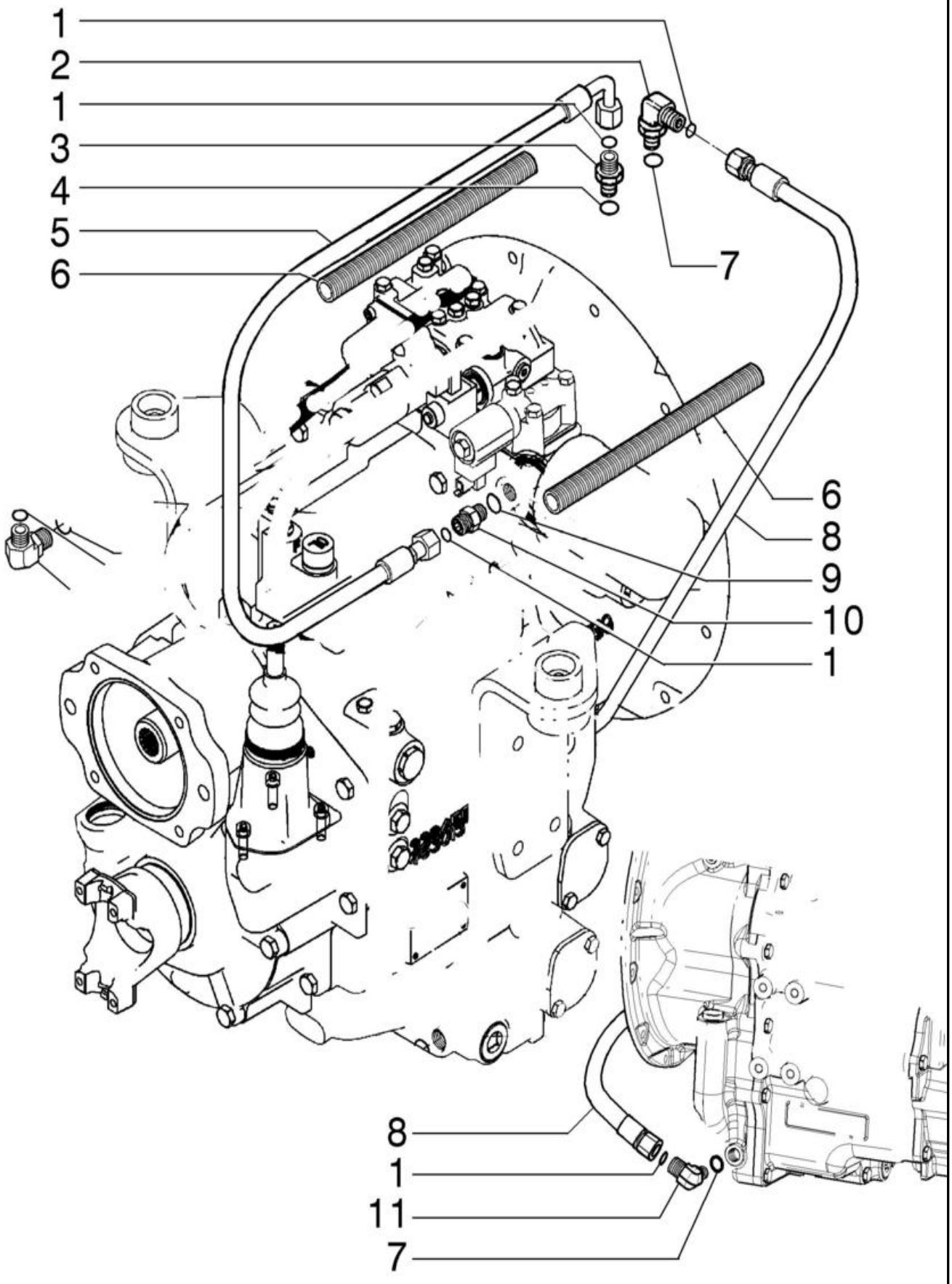

SISTEMA HIDRÁULICO - COMANDO DO FREIO (4X2)

REF	FN	PART NUMBER	YR/SN	QTY	DESCRIPTION
1		238-6012		4	O-RING 0.07" Thk x 0.364" ID, -12, Cl 6, 90 Duro
2		700-345		1	COTOVELO 90 Degree Elbow, 11/16" - 16 Male ORFS x M18 x 1.5 Male ORB
3		700-101		1	CONECTOR HID. 11/16" - 16 Male ORFS x M14 x 1.5 Male ORB
4		637-63113		1	O-RING 2.2mm Thk x 11.3mm ID, Cl 6
5		87603513		1	TUBO DE TRAVÃO 9.5mm ID x 1525mm L
6		87491619		2	PROTECÇÃO 19.1mm ID x 1400mm L
7		637-63153		2	O-RING 2.2mm Thk x 15.3mm ID, Cl 6, 90 Duro
8		87603514		1	TUBO DE TRAVÃO 9.5mm ID x 1425mm L
9		237-6006		1	O-RING 0.078" Thk x 0.468" ID, -906, Cl 6, 90 Duro
10		201-101		1	CONECTOR HID. 11/16" - 16 Male ORFS x 9/16" - 18 Male ORB
11		9840543		1	COTOVELO 90 90 Degree, 11/16"-16 x 9/16"-18 Adj, ORFS

33.202.11	01	p1	1/2017

SISTEMA HIDRÁULICO - COMANDO DO FREIO (4X4)

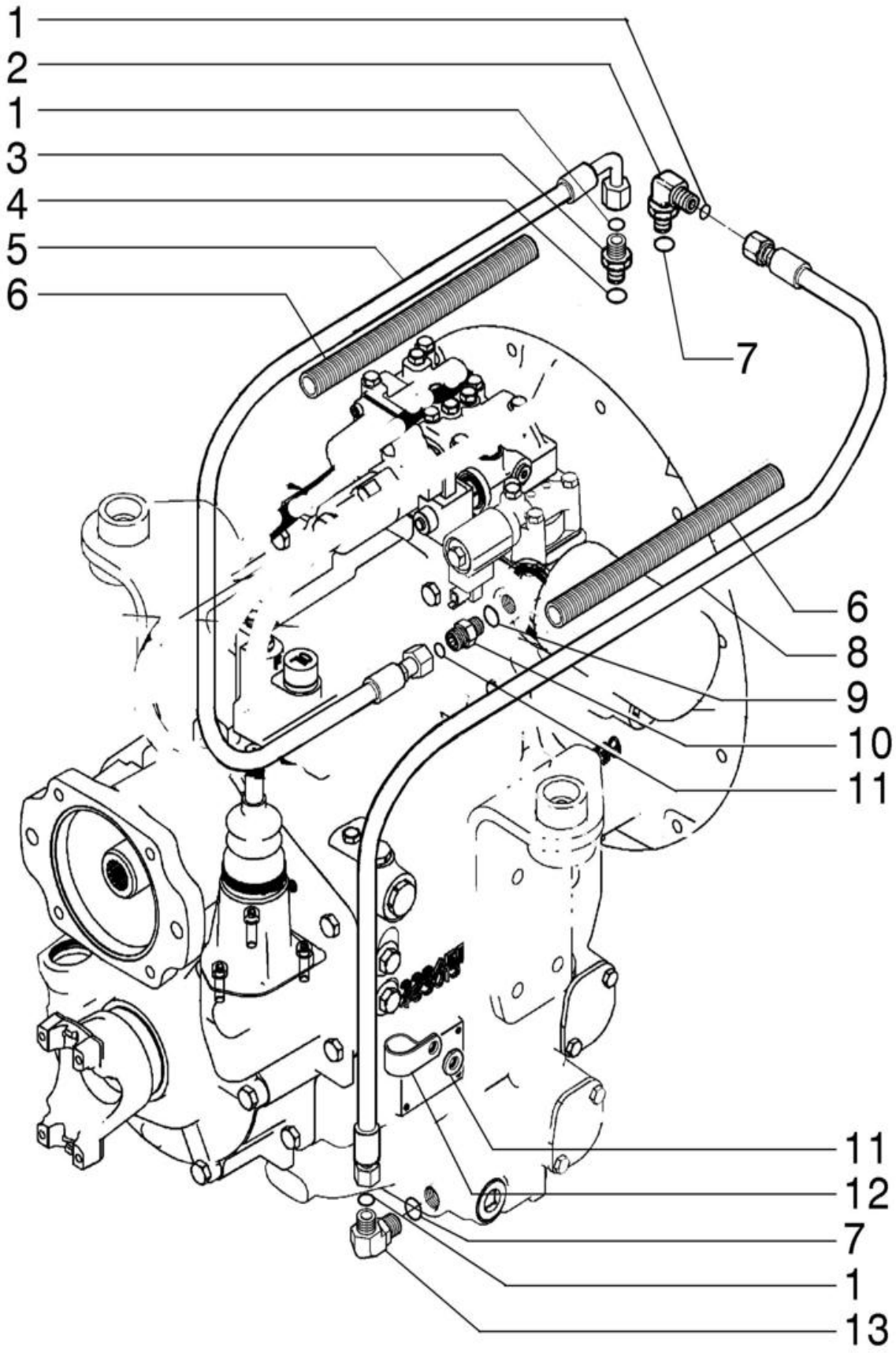

SISTEMA HIDRÁULICO - COMANDO DO FREIO (4X4)

REF FN	PART NUMBER	YR/SN	QTY	DESCRIPTION
1	238-6012		4	O-RING 0.07" Thk x 0.364" ID, -12, Cl 6, 90 Duro
2	700-345		1	COTOVELO 90 Degree Elbow, 11/16" - 16 Male ORFS x M18 x 1.5 Male ORB
3	700-101		1	CONECTOR HID. 11/16" - 16 Male ORFS x M14 x 1.5 Male ORB
4	637-63113		1	O-RING 2.2mm Thk x 11.3mm ID, Cl 6
5	87603513		1	TUBO DE TRAVÃO 9.5mm ID x 1525mm L
6	87491619		2	PROTECÇÃO 19.1mm ID x 1400mm L
7	637-63153		2	O-RING 2.2mm Thk x 15.3mm ID, Cl 6, 90 Duro
8	87603514		1	TUBO DE TRAVÃO 9.5mm ID x 1425mm L
9	237-6006		1	O-RING 0.078" Thk x 0.468" ID, -906, Cl 6, 90 Duro
10	201-101		1	CONECTOR HID. 11/16" - 16 Male ORFS x 9/16" - 18 Male ORB
11	87655043		1	ANILHA M12, 13.65mm ID x 24.90mm OD x 3.20mm, HT Boron, ZNM
12	515-25286		1	BRAÇADEIRA 1 1/8", Insul, 3/8" Bolt
13	9840543		1	COTOVELO 90 90 Degree, 11/16"-16 x 9/16"-18 Adj, ORFS

33.202.12	01	p1	1/2017

SISTEMA HIDRÁULICO DO FREIO

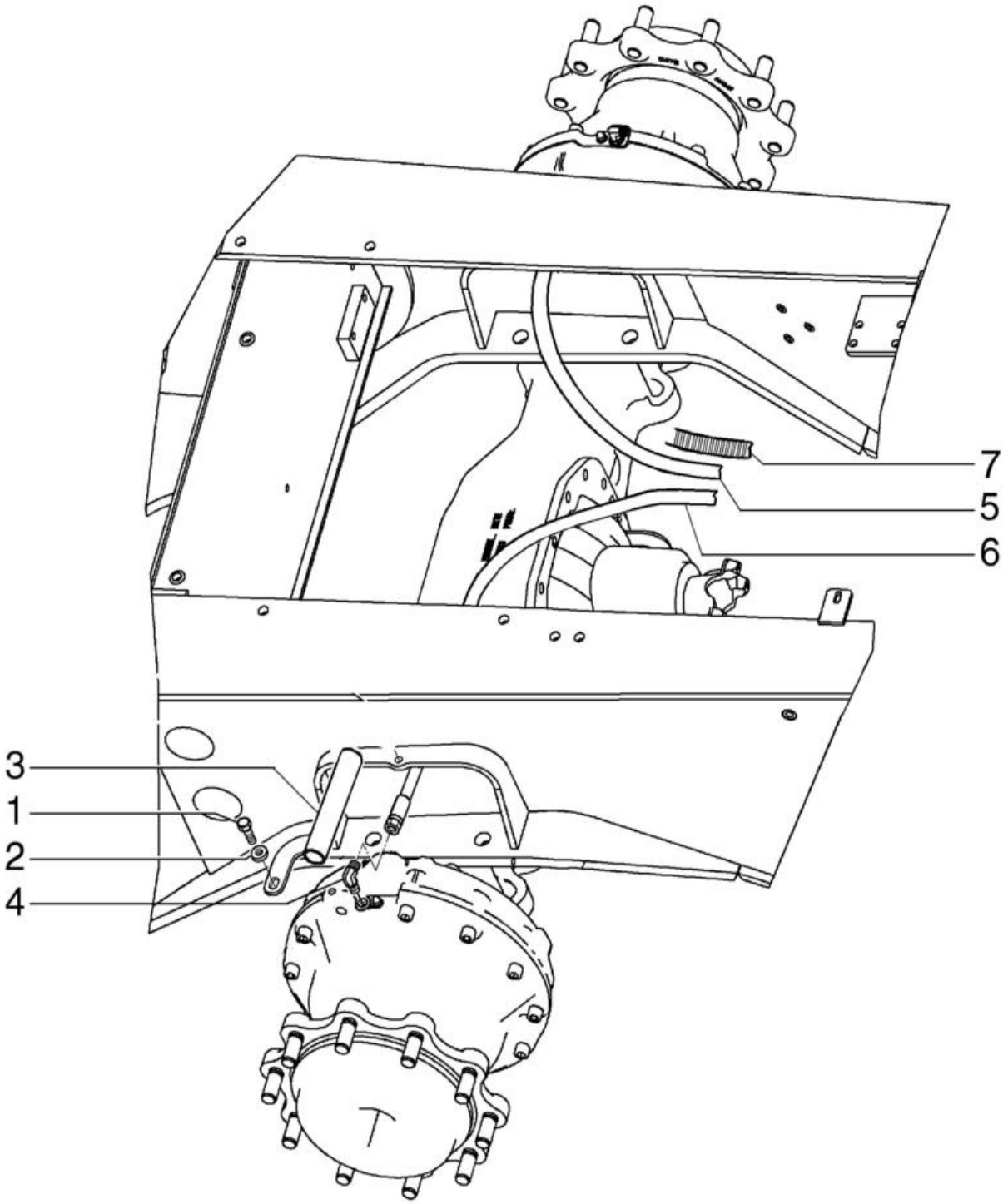

SISTEMA HIDRÁULICO DO FREIO

REF	FN	PART NUMBER	YR/SN	QTY	DESCRIPTION
1		43138		4	PARAFUSO Hex, M10 x 1.5 x 20mm, Cl 8.8
2		87687101		4	ANILHA 10.65mm ID x 31mm OD x 3.3mm Thk
3		87699881		2	PROTECÇÃO
4		9840543		2	COTOVELO 90 90 Degree, 11/16"-16 x 9/16"-18 Adj, ORFS
5		84258169		1	MANGUEIRA CONJUNTO 10mm ID x 715mm L LH
6		84258167		1	MANGUEIRA CONJUNTO 10mm ID x 915mm L RH
7		191704A1		2	PROTETOR DE MANGUEIR 19mm ID x 25mm OD x 460mm L

SECTION INDEX

Sistemas hidráulicos

35.106.01	01	**BOMBA HIDRÁULICA - INSTALAÇÃO**
35.106.02	01	**BOMBA, EQUIPAMENTO HIDRÁULICO**
35.150.01	01	**SEÇÃO DE VÁLVULA - RETROESCAVADEIRA, ENTRADA (COM COMANDOS PILOTADOS)**
35.150.02	01	**SEÇÃO DE VÁLVULA - RETROESCAVADEIRA, BOOM (COM COMANDOS PILOTADOS)**
35.150.03	01	**SEÇÃO DE VÁLVULA - RETROESCAVADEIRA, CAÇAMBA (COM COMANDOS PILOTADOS)**
35.150.04	01	**SEÇÃO DE VÁLVULA - RETROESCAVADEIRA, BI-DIRECIONAL**
35.150.05	01	**SEÇÃO DE VÁLVULA - RETROESCAVADEIRA, SAÍDA**
35.150.06	02	**SEÇÃO DE VÁLVULA - RETROESCAVADEIRA, OSCILAÇÃO (COM COMANDOS PILOTADOS)**
35.150.08	01	**SEÇÃO DE VÁLVULA - RETROESCAVADEIRA, ESTABILIZADOR (COM COMANDOS PILOTADOS)**
35.150.09	01	**SEÇÃO DE VÁLVULA - RETROESCAVADEIRA, CONCHA (COM COMANDOS PILOTADOS)**
35.150.11	01	**SEÇÃO DE VÁLVULA - RETROESCAVADEIRA, BOOM EXTENSÍVEL (COM COMANDOS PILOTADOS)**
35.150.14	01	**SISTEMA HIDRÁULICO - VÁLVULA REDUTORA DE PRESSÃO (2 CARRETÉIS) (COM COMANDOS PILOTADOS)**
35.150.14	02	**SISTEMA HIDRÁULICO - VÁLVULA REDUTORA DE PRESSÃO (3 CARRETÉIS) (COM COMANDOS PILOTADOS)**
35.150.14	03	**SISTEMA HIDRÁULICO - VÁLVULA REDUTORA DE PRESSÃO (4 CARRETÉIS) (COM COMANDOS PILOTADOS)**
35.150.15	01	**SISTEMA HIDRÁULICO - VÁLVULA, ALAVANCA DE CONTROLE (COMANDOS PILOTADOS) (ESQUERDO) COM BUZINA E BOTÕES UNI-DIRECIONAIS**
35.150.15	02	**SISTEMA HIDRÁULICO - VÁLVULA, ALAVANCA DE CONTROLE (COMANDOS PILOTADOS) (ESQUERDO) COM BUZINA E BOTÕES BI-DIRECIONAIS**
35.150.15	03	**SISTEMA HIDRÁULICO - VÁLVULA, JOYSTICK (COM COMANDOS PILOTADOS) (LADO ESQUERDO) COM BUZINA**
35.150.16	01	**VÁLVULA, JOYSTICK (COM COMANDOS PILOTADOS) (LADO DIREITO) SEM BRAÇO EXTENSÍVEL DA CONCHA**
35.150.16	02	**SISTEMA HIDRÁULICO - VÁLVULA, ALAVANCA DE CONTROLE (COMANDOS PILOTADOS) (DIREITO) SEM BRAÇO EXTENSÍVEL DA CONCHA, 7 CARRETÉIS**
35.150.16	03	**SISTEMA HIDRÁULICO - VÁLVULA, ALAVANCA DE CONTROLE (COMANDOS PILOTADOS) (DIREITO) COM BRAÇO EXTENSÍVEL DA CONCHA, 8 CARRETÉIS**
35.359.01	01	**CARREGADOR, VÁLVULA DE CONTROLE, MECÂNICA, 3 CARRETÉIS**
35.701.02	01	**SISTEMA HIDRÁULICO - CILINDRO, CAÇAMBA DA CARREGADEIRA 4 EM 1**
35.701.02	02	**SISTEMA HIDRÁULICO - CILINDRO, CAÇAMBA DA CARREGADEIRA 4 EM 1**
35.701.03	01	**CILINDRO - CARREGADEIRA 4 EM 1**
35.701.04	01	**HIDRÁULICO - CARREGADEIRA 4 EM 1**
35.701.06	01	**SISTEMA HIDRÁULICO - CARREGADEIRA, 2 CARRETÉIS (COM COMANDOS PILOTADOS)**
35.701.06	02	**SISTEMA HIDRÁULICO - CARREGADEIRA, 3 CARRETÉIS (COM COMANDOS PILOTADOS)**
35.701.06	03	**SISTEMA HIDRÁULICO - CARREGADEIRA, 3 CARRETÉIS (COM COMANDOS PILOTADOS)**
35.701.08	01	**SISTEMA HIDRAULICO - VÁLVULA DA CARREGADEIRA, 3 CARRETÉIS (COMANDO PILOTADOS)**
35.701.08	02	**SISTEMA HIDRAULICO - VÁLVULA DA CARREGADEIRA, 3 CARRETÉIS (COMANDO PILOTADOS)**
35.701.11	01	**SISTEMA HIDRÁULICO - CILINDRO LEVANTAMENTO CARREGADEIRA**
35.701.13	01	**SISTEMA HIDRÁULICO - LEVANTAMENTO CARREGADEIRA**
35.701.14	01	**SISTEMA HIDRÁULICO - CARREGADEIRA**

SECTION INDEX

Sistemas hidráulicos

35.701.15	01	**SISTEMA HIDRÁULICO - CARREGADEIRA, 2 CARRETÉIS (COM COMANDOS PILOTADOS)**
35.701.16	01	**SISTEMA HIDRÁULICO - CARREGADEIRA, 2 CARRETÉIS (SEM COMANDOS PILOTADOS)**
35.701.16	02	**SISTEMA HIDRÁULICO - CARREGADEIRA, 2 CARRETÉIS (SEM COMANDOS PILOTADOS)**
35.701.17	01	**SISTEMA HIDRÁULICO, CONTROLE SUSPENSÃO**
35.701.17	02	**SISTEMA HIDRÁULICO, CONTROLE SUSPENSÃO**
35.701.17	03	**SISTEMA HIDRÁULICO, CONTROLE SUSPENSÃO**
35.701.17	04	**SISTEMA HIDRÁULICO, CONTROLE SUSPENSÃO**
35.701.17	05	**SISTEMA HIDRÁULICO, CONTROLE SUSPENSÃO**
35.724.03	01	**COMANDOS DA CARREGADEIRA - LEVANTAMENTO E CAÇAMBA**
35.724.04	01	**COMANDOS DA CARREGADEIRA - TRANSMISSÃO 4X2 E 4X4**
35.724.05	01	**COMANDOS DA CARREGADEIRA - TRANSMISSÃO POWER SHIFT**
35.724.06	01	**COMANDOS - LEVANTAMENTO E CAÇAMBA DA CARREGADEIRA**
35.724.06	02	**CONTROLE, BALDE DE CARREGAMENTO 4X1, INSTALAÇÃO, MECÂNICA**
35.724.06	03	**CONTROLE, BALDE DE CARREGAMENTO 4X1, INSTALAÇÃO, POWERSHUTTLE**
35.724.07	01	**COMANDOS - LEVANTAMENTO E CAÇAMBA DA CARREGADEIRA**
35.724.07	02	**COMANDOS - LEVANTAMENTO E CAÇAMBA DA CARREGADEIRA**
35.724.08	01	**VÁLVULA - COMANDOS CARREGADEIRA, PROTEÇÃO**
35.724.09	01	**VÁLVULA - COMANDOS DA CARREGADEIRA, 2 CARRETÉIS**
35.724.10	01	**VÁLVULA - COMANDOS DA CARREGADEIRA, 3 CARRETÉIS**
35.726.02	01	**VÁLVULA - COMANDOS PILOTADOS E JOYSTICK (6 CARRETÉIS, SEM BRAÇO EXTENSÍVEL DA CONCHA, COM AUXÍLIO HIDRÁULICO)**
35.726.03	02	**VÁLVULA - COMANDOS PILOTADOS E JOYSTICK (6 CARRETÉIS, SEM BRAÇO EXTENSÍVEL DA CONCHA, SEM AUXÍLIO HIDRÁULICO)**
35.726.04	01	**VÁLVULA - COMANDOS PILOTADOS E JOYSTICK (7 CARRETÉIS, COM BRAÇO EXTENSÍVEL DA CONCHA, COM AUXÍLIO HIDRÁULICO)**
35.726.04	02	**VÁLVULA - COMANDOS PILOTADOS E JOYSTICK (7 CARRETÉIS, COM BRAÇO EXTENSÍVEL DA CONCHA, SEM AUXÍLIO HIDRÁULICO)**
35.726.05	01	**VALVE - PILOT CONTROL AND JOYSTICKS (7 SPOOL, W/O EXT DIPPER W/ AUX HYDS)**
35.726.06	01	**VÁLVULA - COMANDOS PILOTADOS E JOYSTICK (7 CARRETÉIS, SEM BRAÇO EXTENSÍVEL DA CONCHA, COM HIDR AUX)**
35.726.07	01	**VALVE - PILOT CONTROL AND JOYSTICKS (8 SPOOL, W/ EHOE, W/ AUX HYDS) (Apr 5 2012 11:18:00.5093 AM)**
35.726.07	01	**VALVE - PILOT CONTROL AND JOYSTICKS (8 SPOOL, W/ EHOE, W/ AUX HYDS) (Apr 5 2012 11:18:00.5112 AM)**
35.726.08	01	**SISTEMA HIDRÁULICO - COMANDOS PILOTADOS**
35.726.08	02	**SISTEMA HIDRÁULICO - COMANDOS PILOTADOS**
35.726.08	04	**SISTEMA HIDRÁULICO - COMANDOS PILOTADOS, AUXILIAR DUPLO (8 CARRETÉIS)**
35.726.09	01	**COMANDOS, ESTRUTURA DA TORRE**
35.726.09	02	**COMANDOS, ESTRUTURA DA TORRE**
35.726.09	03	**COMANDOS, ESTRUTURA DA TORRE**
35.726.10		**SISTEMA HIDRÁULICO - COMANDOS NÃO-PILOTADOS (3 CARRETÉIS)**

SECTION INDEX

Sistemas hidráulicos

35.726.16	02	**VÁLVULA - COMANDOS RETROESCAVADEIRA, 6 CARRETÉIS (SEM BRAÇO EXTENSÍVEL DA CONCHA, SEM AUXÍLIO HIDRÁULICO, COM COMANDOS PILOTADOS)**
35.726.16	03	**VÁLVULA - COMANDOS RETROESCAVADEIRA, 6 CARRETÉIS (SEM BRAÇO EXTENSÍVEL DA CAÇAMBA, SEM 2 ALAVANCAS)**
35.726.17	01	**VÁLVULA - COMANDOS RETROESCAVADEIRA, 7 CARRETÉIS (SEM BRAÇO EXTENSÍVEL DA CONCHA, COM AUXÍLIO HIDRÁULICO, SEM COMANDOS PILOTADOS)**
35.726.17	03	**VÁLVULA - RETROESCAVADEIRA, 7 CARRETÉIS (SEM BRAÇO EXTENSÍVEL, COM AUXÍLIO, PILOTADO)**
35.726.17	04	**VÁLVULA - RETROESCAVADEIRA, 7 CARRETÉIS (COM BRAÇO EXTENSÍVEL, SEM AUXÍLIO, PILOTADO)**
35.726.17	05	**VÁLVULA - RETROESCAVADEIRA, 7 CARRETÉIS (COM BRAÇO EXTENSÍVEL)**
35.726.18	01	**VÁLVULA - RETROESCAVADEIRA, 8 CARRETÉIS (SEM BRAÇO EXTENSÍVEL, COM AUXÍLIO, PILOTADO)**
35.726.18	02	**VÁLVULA - RETROESCAVADEIRA, 8 CARRETÉIS (SEM BRAÇO EXTENSÍVEL, SEM AUXÍLIO, PILOTADO)**
35.726.19	01	**INSTALAÇÃO DA VÁLVULA - COMANDOS RETROESCAVADEIRA, 8 CARRETÉIS (OSCILAÇÃO NO PÉ)**
35.726.19	02	**INSTALAÇÃO DA VÁLVULA - COMANDOS RETROESCAVADEIRA, 8 CARRETÉIS**
35.726.19	03	**INSTALAÇÃO DA VÁLVULA - COMANDOS RETROESCAVADEIRA, 7 CARRETÉIS (OSCILAÇÃO NO PÉ)**
35.726.19	04	**INSTALAÇÃO DA VÁLVULA - COMANDOS RETROESCAVADEIRA, 7 CARRETÉIS (OSCILAÇÃO NA MÃO)**
35.726.19	05	**VÁLVULA - RETROESCAVADEIRA, 6 CARRETÉIS COM BRAÇO EXTENSÍVEL (SEM 2 ALAVANCAS)**
35.726.19	06	**VÁLVULA - RETROESCAVADEIRA, 7 CARRETÉIS COM BRAÇO EXTENSÍVEL (SEM 2 ALAVANCAS)**
35.726.19	07	**VÁLVULA - RETROESCAVADEIRA, 7 CARRETÉIS COM BRAÇO EXTENSÍVEL (COM 2 ALAVANCAS)**
35.726.20	01	**INSTALAÇÃO DA VÁLVULA - COMANDOS RETROESCAVADEIRA, UNI AUX PILOTADO, SOMENTE BOMBA DE ENGRENAGENS**
35.726.22	01	**INSTALAÇÃO DA VÁLVULA - COMANDOS RETROESCAVADEIRA, BI AUX (COMANDOS MECÂNICOS)**
35.726.23	01	**INSTALAÇÃO DA VÁLVULA - COMANDOS RETROESCAVADEIRA, AUXILIAR DUPLO (COMANDOS PILOTADOS) BOMBA VÁLVULA VARIÁVEL**
35.726.24	01	**INSTALAÇÃO DA VÁLVULA - COMANDOS RETROESCAVADEIRA, AUXILIAR DUPLO (COMANDOS PILOTADOS) BOMBA VÁLVULA VARIÁVEL**
35.726.25	01	**SISTEMA HIDRÁULICO**
35.726.25	02	**INSTALAÇÃO DA VÁLVULA - COMANDOS RETROESCAVADEIRA, AUX DUPLO PILOTADO, SOMENTE BOMBA DE ENGRENAGENS**
35.726.26	01	**SISTEMA HIDRÁULICO**
35.726.30	01	**COMANDO - RETROESCAVADEIRA, COM OSCILAÇÃO NO PÉ (COM BRAÇO EXTENSÍVEL DA CONCHA)**
35.726.30	02	**COMANDO - RETROESCAVADEIRA, COM OSCILAÇÃO NO PÉ (COM BRAÇO EXTENSÍVEL DA CONCHA)**
35.726.31	01	**COMANDO - RETROESCAVADEIRA, 2 ALAVANCAS**
35.726.31	02	**INSTALAÇÃO DA VÁLVULA - AMORTECEDOR DE OSCILAÇÃO (AMORTECIMENTO)**
35.726.31	03	**SISTEMA HIDRÁULICO - CILINDRO RETROESCAVADEIRA OSCILAÇÃO / ESTABILIZADOR**
35.726.32	01	**RETROESCAVADEIRA - SISTEMA HIDRÁULICO - AMORTECEDOR DE OSCILAÇÃO (AMORTECIMENTO)**
35.726.32	02	**VÁLVULA - AMORTECIMENTO DA OSCILAÇÃO**
35.726.33	01	**RETROESCAVADEIRA - SISTEMA HIDRÁULICO - OSCILAÇÃO**
35.726.34	01	**COMANDO - RETROESCAVADEIRA, BRAÇO STD DA OSCILAÇÃO**

SECTION INDEX

Sistemas hidráulicos

35.726.35	01	**COMANDO - RETROESCAVADEIRA, INTERRUPTOR DE PÉ PARA AUXILIARES**
35.726.36	01	**CONTROL - BACKHOE, WITH FOOT SWING (WITHOUT EXTENDABLE DIPPER)**
35.726.36	02	**COMANDO - RETROSCAVADEIRA, COM OSCILAÇÃO NO PÉ (SEM BRAÇO EXTENSÍVEL DA CONCHA)**
35.726.36	03	**SUPORTE E VEDADORES (TORRE DE CONTROLE)**
35.726.37	01	**COMANDO RETROESCAVADEIRA - VÁLVULA**
35.726.37	01	**VÁLVULA - MARTELETE AUXILIAR (COM COMANDOS MECÂNICOS)**
35.726.37	02	**SISTEMA HIDRÁULICO - CONTROLE MARTELETE**
35.726.38	01	**SISTEMA HIDRÁULICO - MARTELETE**
35.730.02	01	**CILINDRO - BRAÇO RETROESCAVADEIRA**
35.730.03	01	**CILINDRO - BOOM DA RETROESCAVADEIRA**
35.730.04	01	**RETROESCAVADEIRA - TORRE OSCILANTE E CILINDROS DA OSCILAÇÃO**
35.732.01	01	**CILINDRO - ESTABILIZADOR DA RETROESCAVADEIRA**
35.732.01	02	**SISTEMA HIDRÁULICO - INSTALAÇÃO DA VÁLVULA DE RETENÇÃO, ESTABILIZADOR**
35.732.01	04	**SISTEMA HIDRÁULICO - ESTABILIZADOR DA RETROESCAVADEIRA**
35.732.01	05	**APOYOS ESTABILIZADORES**
35.736.02	01	**CILINDRO - LEVANTAMENTO DA CARREGADEIRA**
35.737.01	01	**SISTEMA HIDRÁULICO - INSTALAÇÃO DO BRAÇO**
35.738.01	01	**CILINDRO - CAÇAMBA DA CARREGADEIRA**
35.738.02	01	**HIDRÁULICO - RETROESCAVADEIRA (COM BRAÇO EXTENSÍVEL DA CAÇAMBA)**
35.738.04	01	**CILINDRO - CAÇAMBA RETROESCAVADEIRA**
35.739.02	01	**CONJUNTO DO CILINDRO - OSCILAÇÃO DA RETROESCAVADORA**
35.740.01	01	**SISTEMA HIDRÁULICO - RETROESCAVADEIRA (SEM BRAÇO EXTENSÍVEL)**
35.740.01	02	**SISTEMA HIDRÁULICO - RETROESCAVADEIRA (COM BRAÇO EXTENSÍVEL)**
35.740.01	03	**CILINDRO - RETROESCAVADEIRA (COM BRAÇO EXTENSÍVEL)**
35.740.02	01	**HYDRAULICS - BACKHOE EXTENDABLE DIPPER (580N)**
35.750.01	01	**SISTEMA HIDRÁULICO - RESERVATÓRIO**
35.750.02	01	**SISTEMA HIDRÁULICO - RESERVATÓRIO, CAIXA DE FERRAMENTAS**
35.750.03	01	**SISTEMA HIDRÁULICO - FILTRO**
35.750.04	01	**SISTEMA HIDRÁULICO - PROTEÇÃO DO FILTRO**

35.106.01	01	p1	1/2017

BOMBA HIDRÁULICA - INSTALAÇÃO

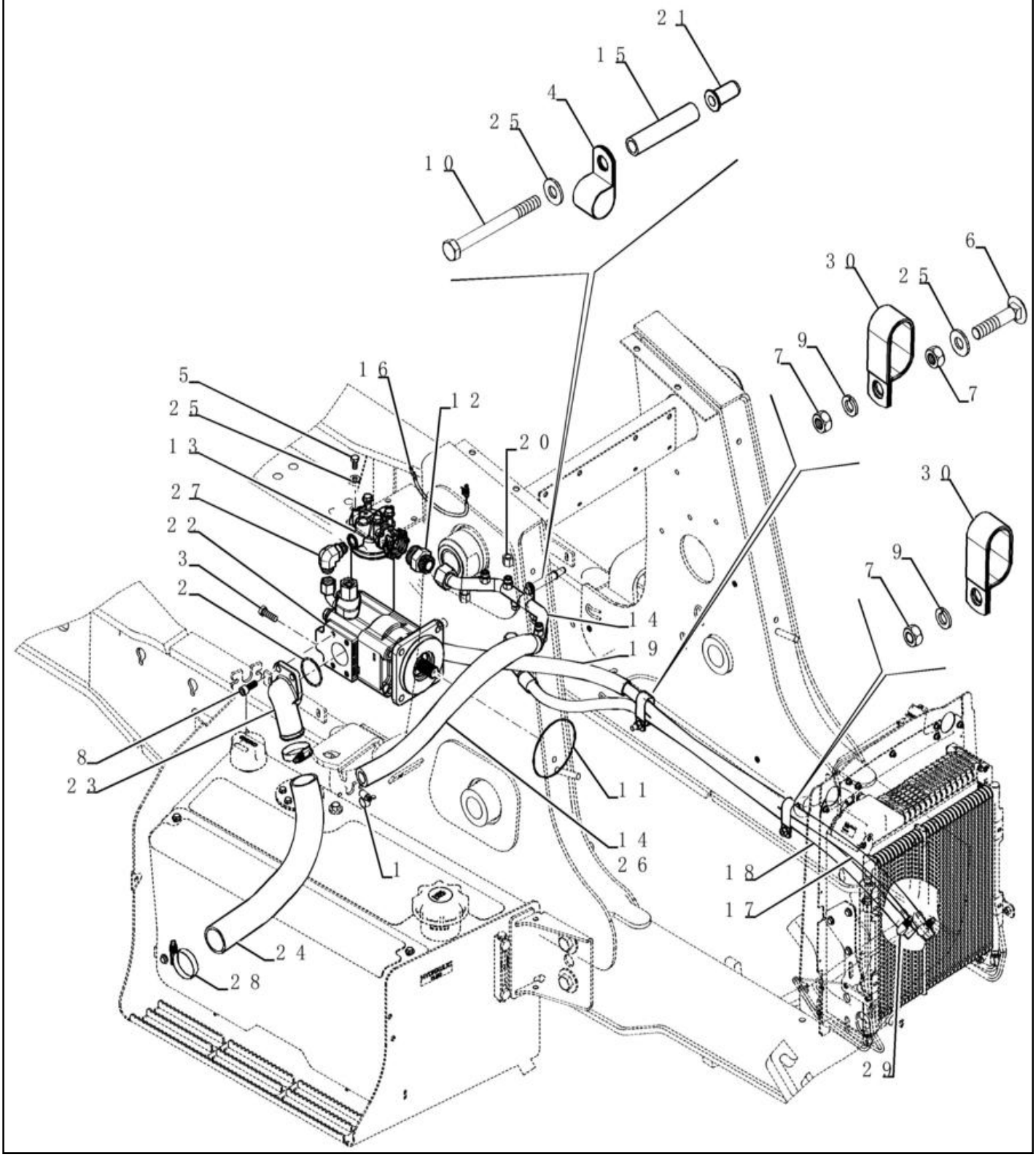

BOMBA HIDRÁULICA - INSTALAÇÃO

REF FN	PART NUMBER	YR/SN	QTY	DESCRIPTION
1	214-1420		1	BRACADEIRA MANGUEIRA #20, 0.81" - 1.75", Type F Worm
2	238-5228		1	O-RING 0.139" Thk x 2.234" ID, -228, Cl 5, 75 Duro
3	514-832		4	PARAFUSO Hex, M12 x 1.25 x 35mm, Cl 8.8, Full Thd
4	515-25254		1	BRAÇADEIRA 1", Insul, 1/2" Bolt
5	614-10020		4	PARAFUSO Hex, M10 x 1.5 x 20mm, Cl 8.8, Full Thd
6	711-10050		1	PARAFUSO Sq Nk, M10 x 1.5 x 50mm, Cl 8.8
7	829-1410		3	PORCA M10 x 1.5, Cl 10.9
8	864-12030		3	PARAFUSO ALLENA FLAN M12 x 30mm, Cl 8.8
9	892-11010		2	ANILHA DE RETENÇÃO M10
10	814-10110		1	PARAFUSO Hex, M10 x 1.5 x 110mm, Cl 8.8
11	175156		1	O-RING 0.103" Thk x 4.987" ID, -159, Cl 5, 75 Duro
12	9847247		1	CONECTOR HID. 1 7/16"-12 ORFS x 1 5/8"-12 ORB
13	84248499		1	FILTRO OLEO HIDRAUL.
14	47582868		1	TUBO
15	84256840		1	ESPAÇADOR 11mm ID x 15.8mm OD x 74mm L
16	84292224		1	CABLAGEM
17	84326090		1	MANGUEIRA CONJUNTO 16mm ID x 1857mm L
18	84514722		1	MANGUEIRA CONJUNTO 16mm ID x 1345mm L
19	84329867		1	PROTETOR DE MANGUEIR 26.87mm ID x 590mm L Hose Guard
20	87331950		2	CAP ASSY. Hex, 11/16"-16
21	87417721		1	CASQUILHO ROSCADO M10 x 1.5-6H x 29 L
22	87434672		1	BOMBA HIDRÁULICA 52.4 CC
	87434672R		1	BOMBA HIDRAULICA REC 580N (1/12-)
	87434672C			BOMBA HIDRAULICA A R Return Number
23	87592658		1	FLANGE

35.106.01	01	p2	1/2017

BOMBA HIDRÁULICA - INSTALAÇÃO

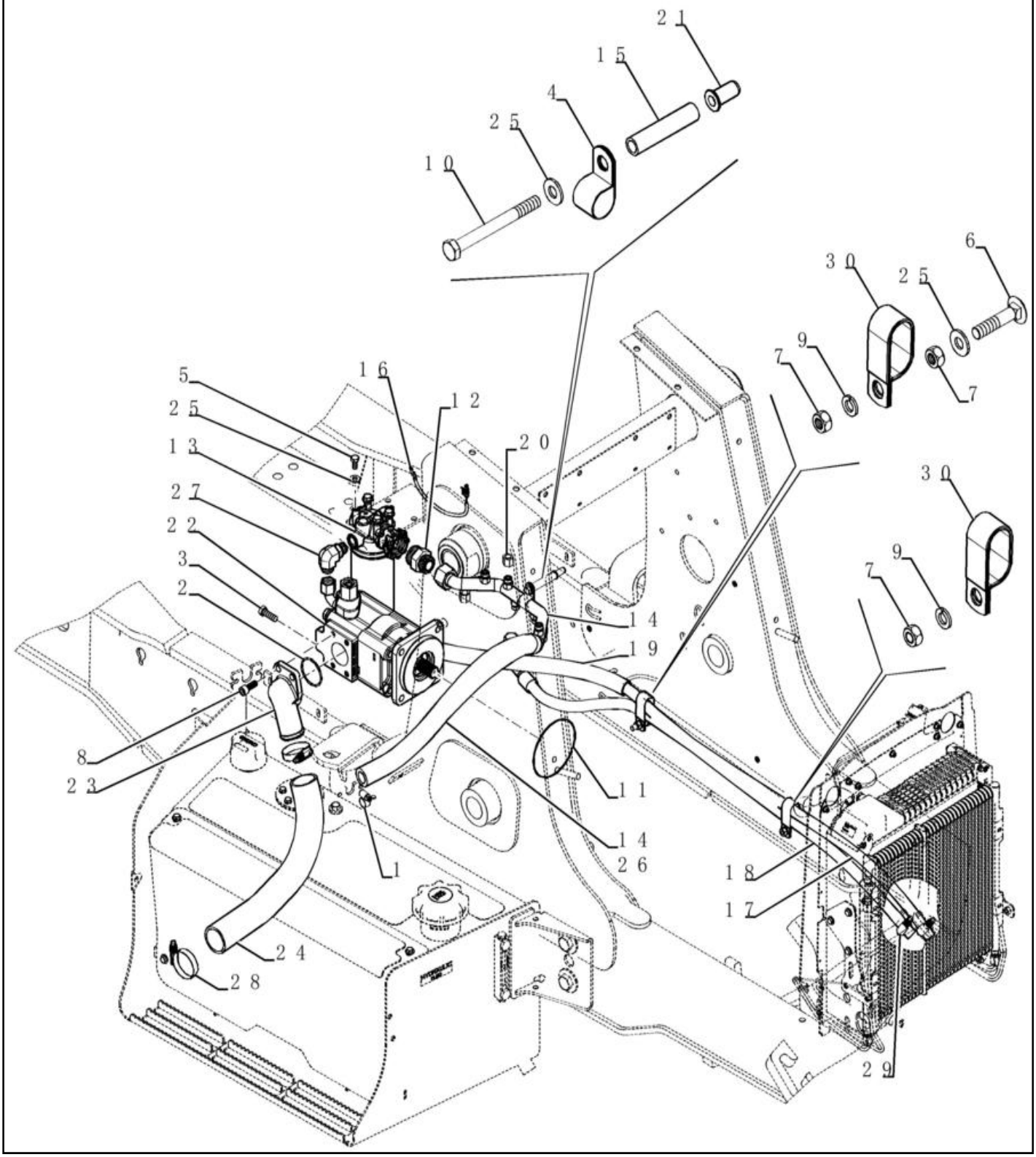

BOMBA HIDRÁULICA - INSTALAÇÃO

REF FN	PART NUMBER	YR/SN	QTY	DESCRIPTION
24	87627903		1	MANGUEIRA HIDRÁULICA 50.80 mm ID x mm, SAE 30R7
25	87655046		6	ANILHA ESPECIAL 10.65mm ID x 23mm OD x 2.2mm Thk
26	87656501		1	PROTETOR DE MANGUEIR 340.00 mm ID x 540.00 mm
27	87675522		1	COTOVELO 90 90 Degree 1"-14 x 7/8"-14 Adj ORFS
28	259044A1		2	BRAÇADEIRA
29	84499092		2	BRAÇADEIRA Min 14mm, Max 27mm x 14mm Thk
30	D39696		2	BRAÇADEIRA 25.40mm - 13.49mm Bolt, CTD

BOMBA, EQUIPAMENTO HIDRÁULICO

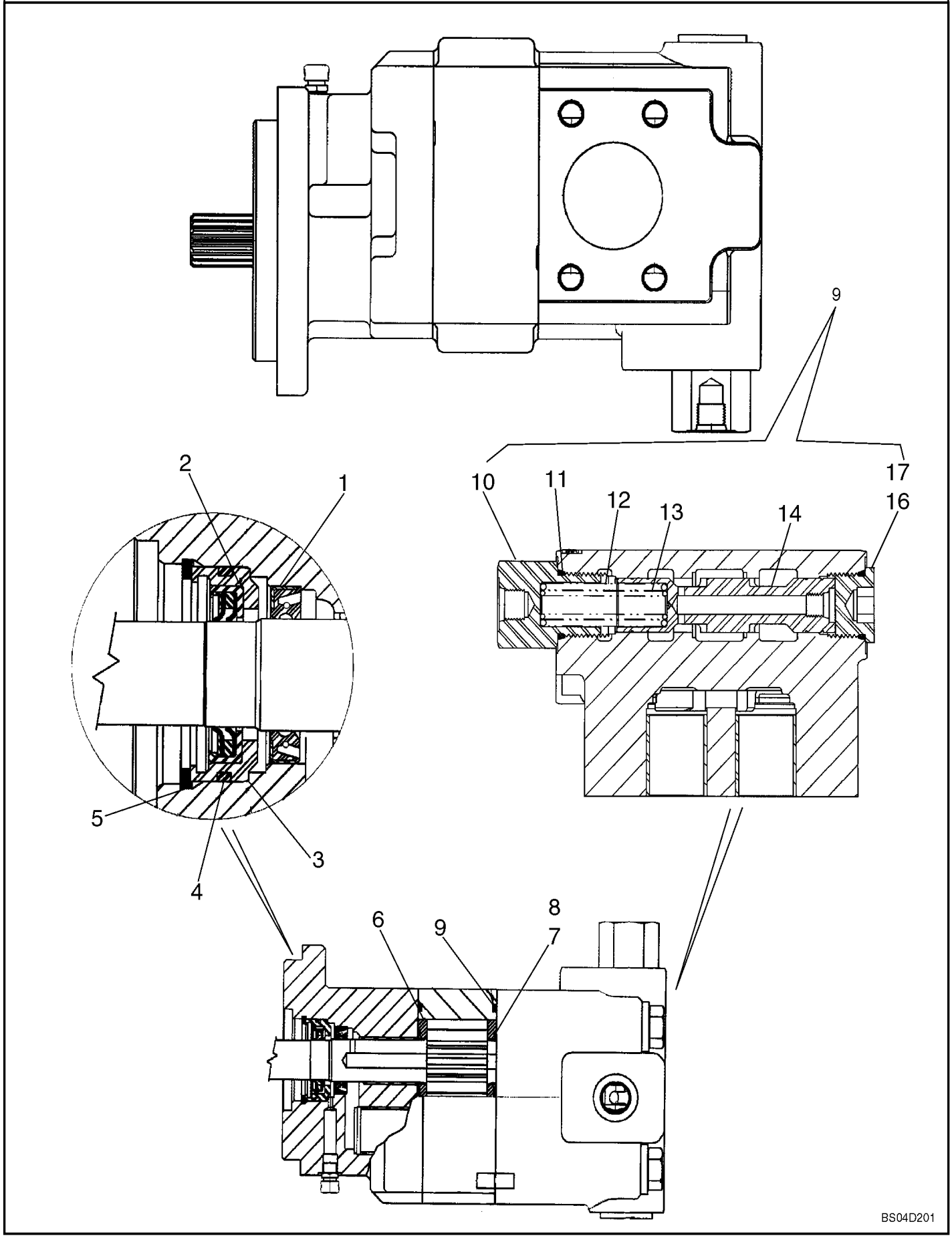

BOMBA, EQUIPAMENTO HIDRÁULICO

REF FN	PART NUMBER	YR/SN	QTY	DESCRIPTION
	87434672		1	BOMBA HIDRÁULICA 52.4 CC Component Parts Not Serviced Separately, Except for 87434070 and 87438045 Service Kits, Ref 1 - 17, See Below
	87434672R		1	BOMBA HIDRAULICA REC 580N (1/12-)
	87434672C			BOMBA HIDRAULICA A R Return Number
	87434070		1	KIT REP. BOMBA HIDR. Pump Service Kit, Single Section; Incl 1 - 9
1	L32418		1	VEDANTE 26.99mm ID x 42.93mm OD x 7.92mm Thk Double Lip
2	87434075		1	VEDANTE Lip Seal
3	87434076		1	RETENTOR
4	87434077		1	O-RING SEALRING
5	102-23206		1	ANEL #206, 2.190", Int, Spiral
6	N13582		2	CHAPA DE ENCOSTO
7	144173A1		2	VEDANTE
8	178051A1		2	ANEL DE ENCOSTO
9	L32100		2	VEDANTE Square, 3.17mm Thk x 101.6mm ID, 70 Duro Gear Housing Gasket
	87438045		1	KIT REP. BOMBA HIDR. Priority Valve Service Kit, Single; Incl 10 - 17
10	87437899		1	TAMPÃO Load Sense
11	237-6014		1	O-RING 0.116" Thk x 1.048" ID, -914, Cl 6, 90 Duro
12	87437905		1	MOLA DE VERIFICAÇÃO Spool Spring, 100 psi
13	87437906		1	MOLA DE VERIFICAÇÃO Spool Spring, 50 psi
14	87437914		1	CARRETO Priority Valve Spool
15	87437917		1	TAMPÃO Orifice, Hex Socket Plug, Spool; Not Illustrated; No Longer Used; No Longer In Service Kit
16	218-5213		1	TAMPÃO Hex Soc, 1 3/16"-12 ORB Incl 17
17	237-6014		1	O-RING 0.116" Thk x 1.048" ID, -914, Cl 6, 90 Duro

580N-RETRO-CARREGADORA (BRASIL)

35.150.01	01	p1	1/2017

SEÇÃO DE VÁLVULA - RETROESCAVADEIRA, ENTRADA (COM COMANDOS PILOTADOS)

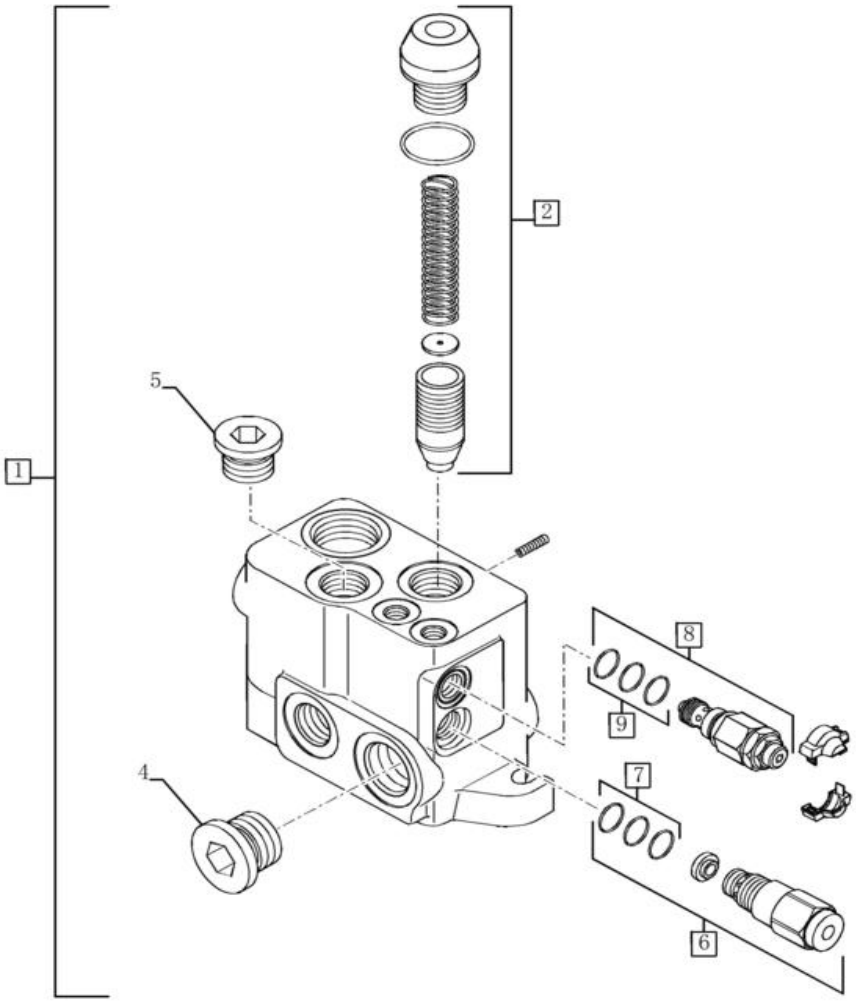

SEÇÃO DE VÁLVULA - RETROESCAVADEIRA, ENTRADA (COM COMANDOS PILOTADOS)

REF	FN	PART NUMBER	YR/SN	QTY	DESCRIPTION
1		84355708		1	VALVULA HYDR CONTROL Inlet
2		85820129		1	CONJUNTO
3		85825477		1	KIT DE VEDANTE
4		87363628		1	TAMPÃO 1 - 5/16" - 12
5		9841223		1	TAMPÃO 1-1/16" - 12 ORB
6		85820128		1	REGULADOR
7		85821235		1	KIT DE VEDANTE
8		84157943		1	VALVULA DE ALIVIO
9		85821236		1	KIT DE VEDANTE

35.150.02	01	p1	1/2017

SEÇÃO DE VÁLVULA - RETROESCAVADEIRA, BOOM (COM COMANDOS PILOTADOS)



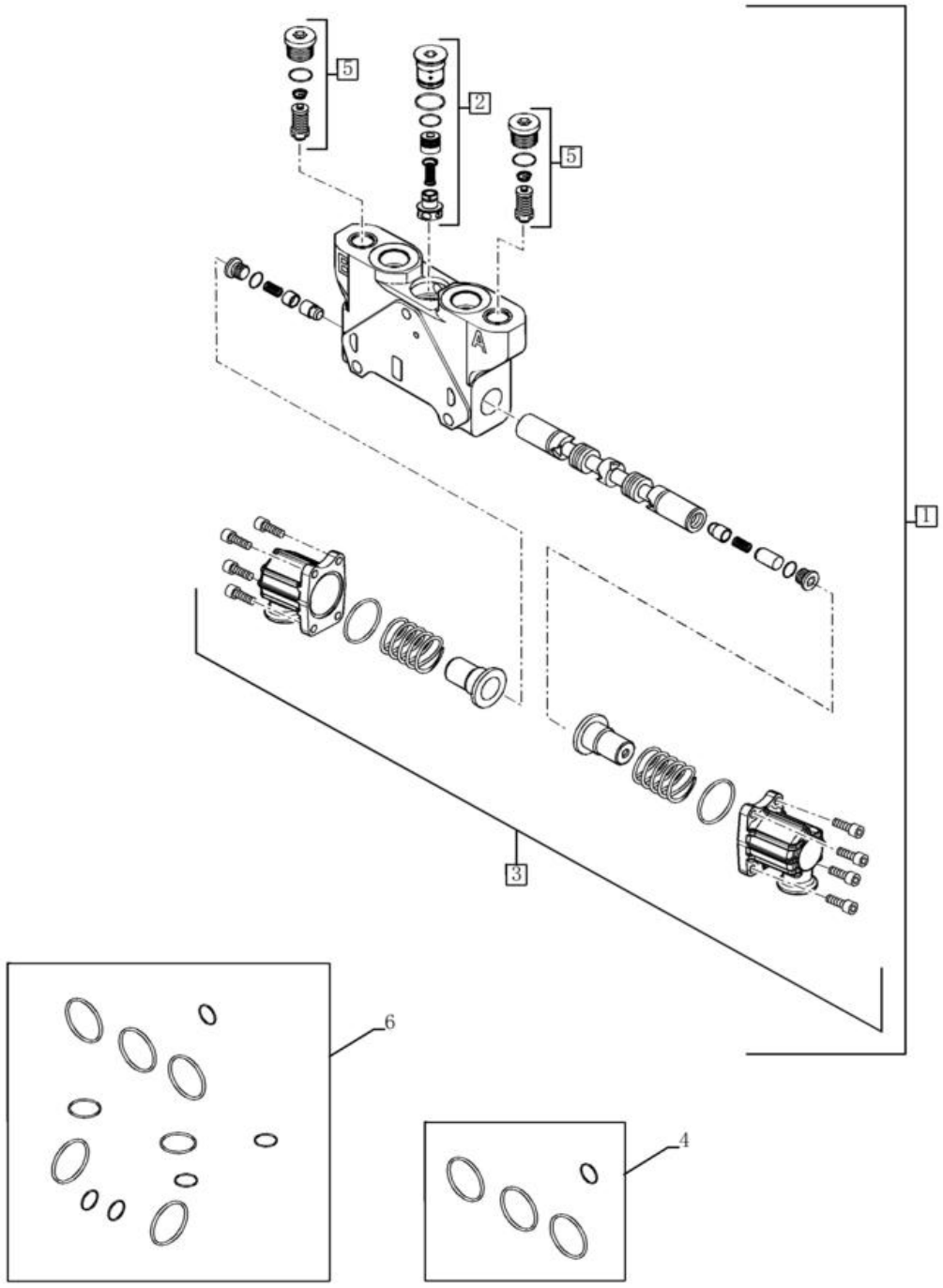

SEÇÃO DE VÁLVULA - RETROESCAVADEIRA, BOOM (COM COMANDOS PILOTADOS)

REF	FN	PART NUMBER	YR/SN	QTY	DESCRIPTION
1		84278714		1	VALVULA HYDR CONTROL Boom
1		84278714R		1	VALVULA HIDRAULICA R Reman Valve - Boom
1		84278714C		1	VALVULA HIDRAULICA A Core Return Number
2		84157590		1	COMPENSADOR
3		85826344		1	CONJUNTO Operation
4		85825473		1	KIT DE VEDANTE
5		84295045		1	VALVULA DE ALIVIO 340 Bar 340 BAR
5		84295048		1	VALVULA DE ALIVIO 230 Bar 230 BAR
6		87617657		1	KIT DE O-RING

35.150.03	01	p1	1/2017

SEÇÃO DE VÁLVULA - RETROESCAVADEIRA, CAÇAMBA (COM COMANDOS PILOTADOS)



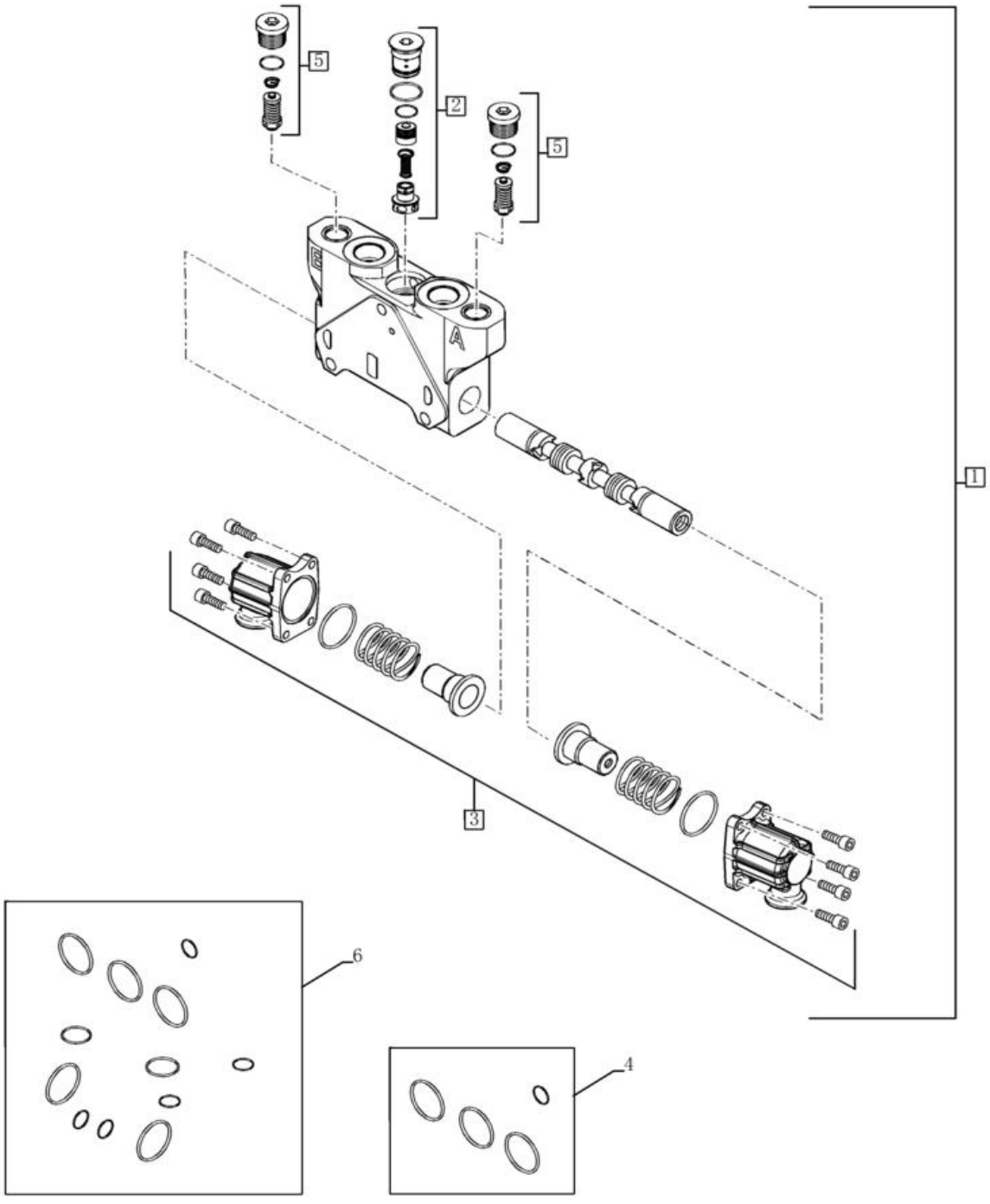

SEÇÃO DE VÁLVULA - RETROESCAVADEIRA, CAÇAMBA (COM COMANDOS PILOTADOS)

REF	FN	PART NUMBER	YR/SN	QTY	DESCRIPTION
1		84278702		1	VALVULA HYDR CONTROL Bucket
2		84157590		1	COMPENSADOR
3		85826344		1	CONJUNTO Operation
4		85825473		1	KIT DE VEDANTE
5		84295049		1	VALVULA DE ALIVIO 283 Bar 283 BAR
5		84295050		1	VALVULA DE ALIVIO 296 Bar 296 BAR
6		87617657		1	KIT DE O-RING

35.150.04	01	p1	1/2017

SEÇÃO DE VÁLVULA - RETROESCAVADEIRA, BI-DIRECIONAL



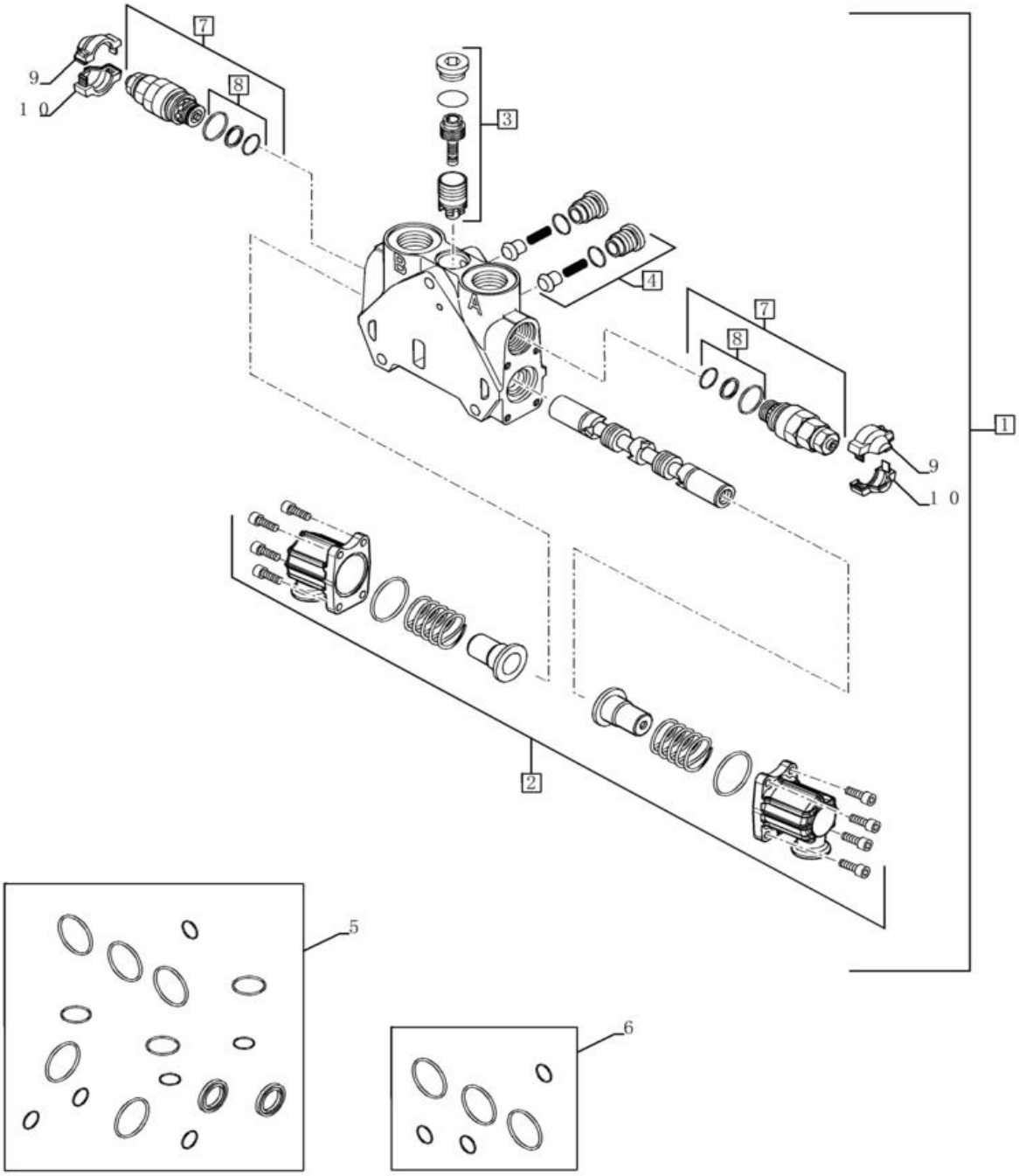

SEÇÃO DE VÁLVULA - RETROESCAVADEIRA, BI-DIRECIONAL

REF	FN	PART NUMBER	YR/SN	QTY	DESCRIPTION
1		84278691		1	VALVULA HYDR CONTROL
2		85826344		1	CONJUNTO Operation
3		85819378		1	CONJUNTO
4		85811938		2	CONJUNTO Check Valve
5		85824281		1	KIT DE VEDANTE Control Valve Section, Complete
6		85819148		1	KIT DE VEDANTE Between Control Valve Sections
7		85812115		2	VALVULA DE ALIVIO
8		85811933		2	KIT DE VEDANTE Secondary Valve
9		85811934		1	CONJUNTO Half, Orange
10		85811935		1	COBERTURA Half, Blue

35.150.05	01	p1	1/2017

SEÇÃO DE VÁLVULA - RETROESCAVADEIRA, SAÍDA

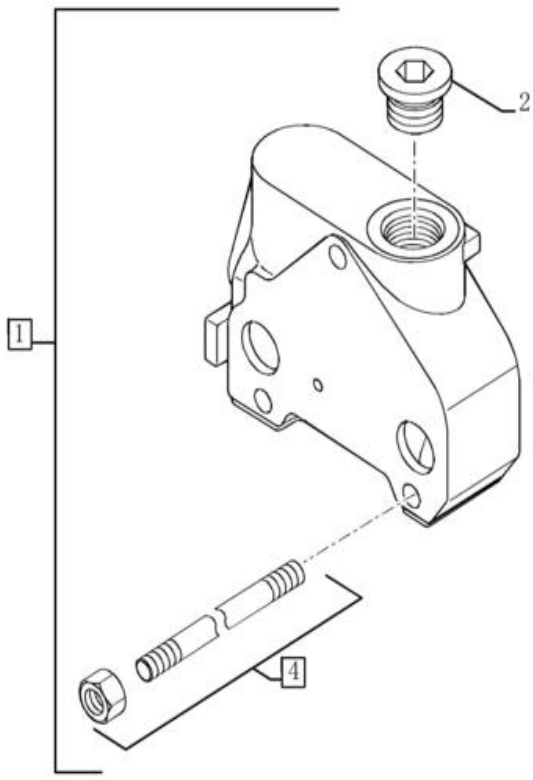

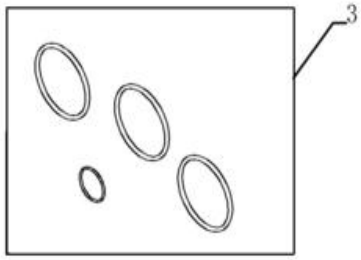

SEÇÃO DE VÁLVULA - RETROESCAVADEIRA, SAÍDA

REF	FN	PART NUMBER	YR/SN	QTY	DESCRIPTION
1		85811915		1	VALVULA HYDR CONTROL Outlet
2		85811921		1	TAMPÃO
3		85825473		1	KIT DE VEDANTE
4		NS		1	PEÇA NÃO FORNECIDA

580N-RETRO-CARREGADORA (BRASIL)

35.150.06	02	p1	1/2017

SEÇÃO DE VÁLVULA - RETROESCAVADEIRA, OSCILAÇÃO (COM COMANDOS PILOTADOS)

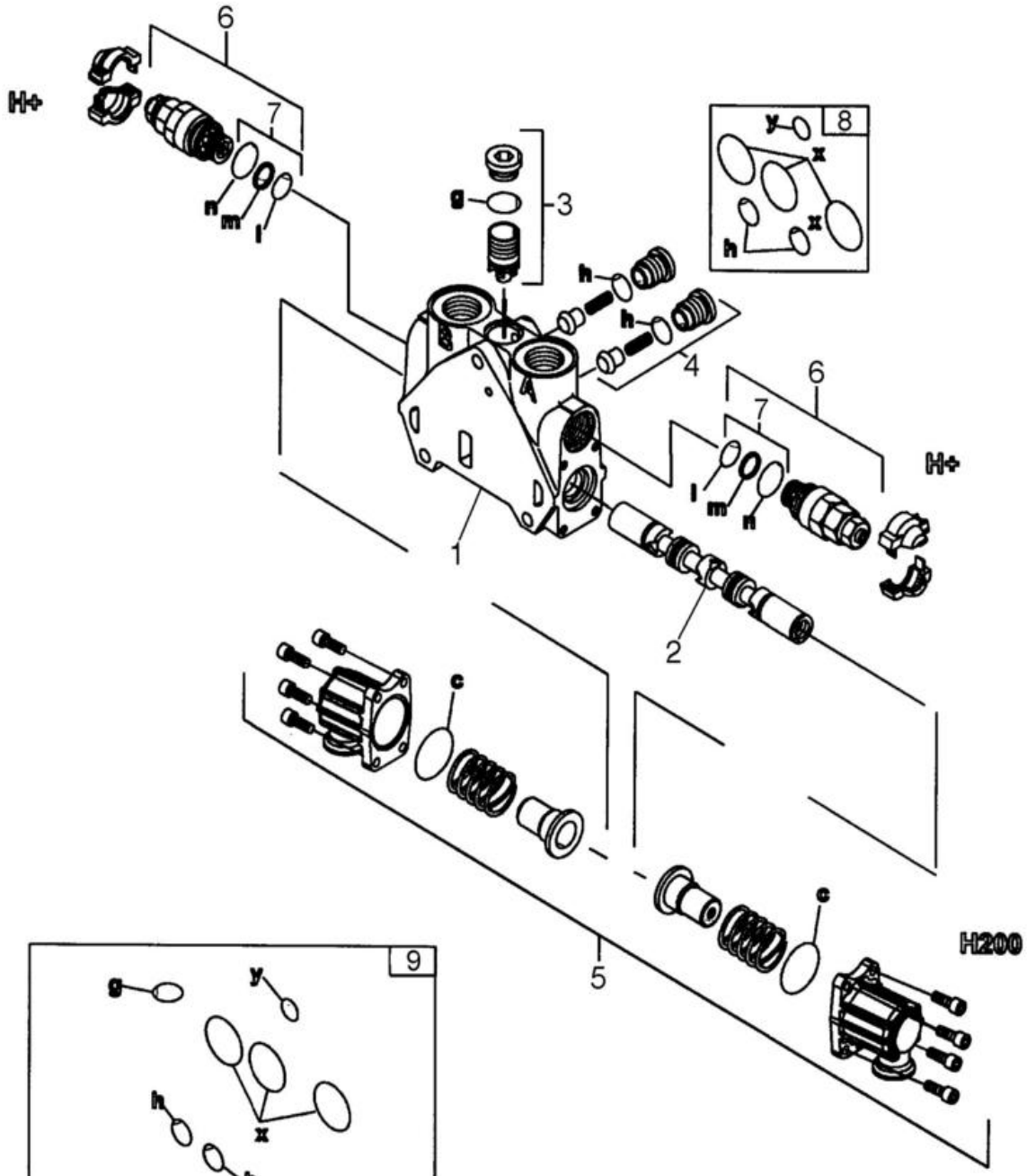

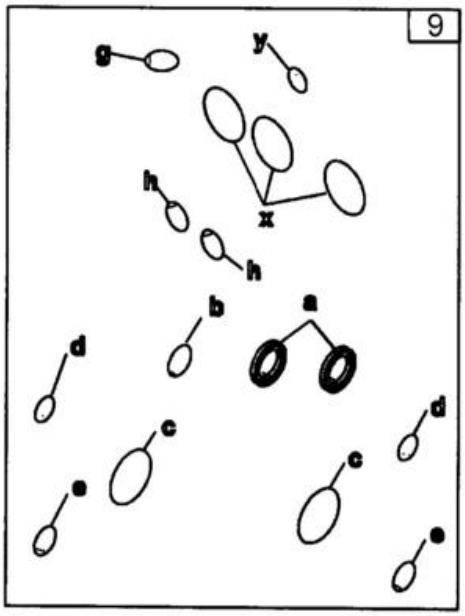

SEÇÃO DE VÁLVULA - RETROESCAVADEIRA, OSCILAÇÃO (COM COMANDOS PILOTADOS)

REF	FN	PART NUMBER	YR/SN	QTY	DESCRIPTION
		87751023		1	VALVULA HYDR CONTROL Swing; Incl 1 - 9
1		NSS		1	NO SE VENDE SEPARADO HOUSING, Incl in 87751023
2		NSS		1	NO SE VENDE SEPARADO SPOOL, Incl in 87751023
3		85826345		1	CONJUNTO Pressure Compensator Pressure Compensator; Component Parts Not Serviced Separately
4		85811938		2	CONJUNTO Check Valve Component Parts Not Serviced Separately
5		85826344		1	CONJUNTO Operation End Cap; Component Parts Not Serviced Separately
6		85812114		2	VÁLVULA HIDRÁULICA 205Bar Pressure Relief; Some Component Parts Not Serviced Separately; Serviceable Includes 85811933, Ref 7 Kit
7		85811933		2	KIT DE VEDANTE Secondary Valve Incl (2) O-Rings, (1) Thrust Ring; Component Parts Not Serviced Separately
8		85819148		1	KIT DE VEDANTE Between Control Valve Sections Incl (6) O-Rings; Component Parts Not Serviced Separately
9		85824281		1	KIT DE VEDANTE Control Valve Section, Complete Incl (14) O-Rings, (2) Lip Seals; Component Parts Not Serviced Separately

35.150.08	01	p1	1/2017

SEÇÃO DE VÁLVULA - RETROESCAVADEIRA, ESTABILIZADOR (COM COMANDOS PILOTADOS)

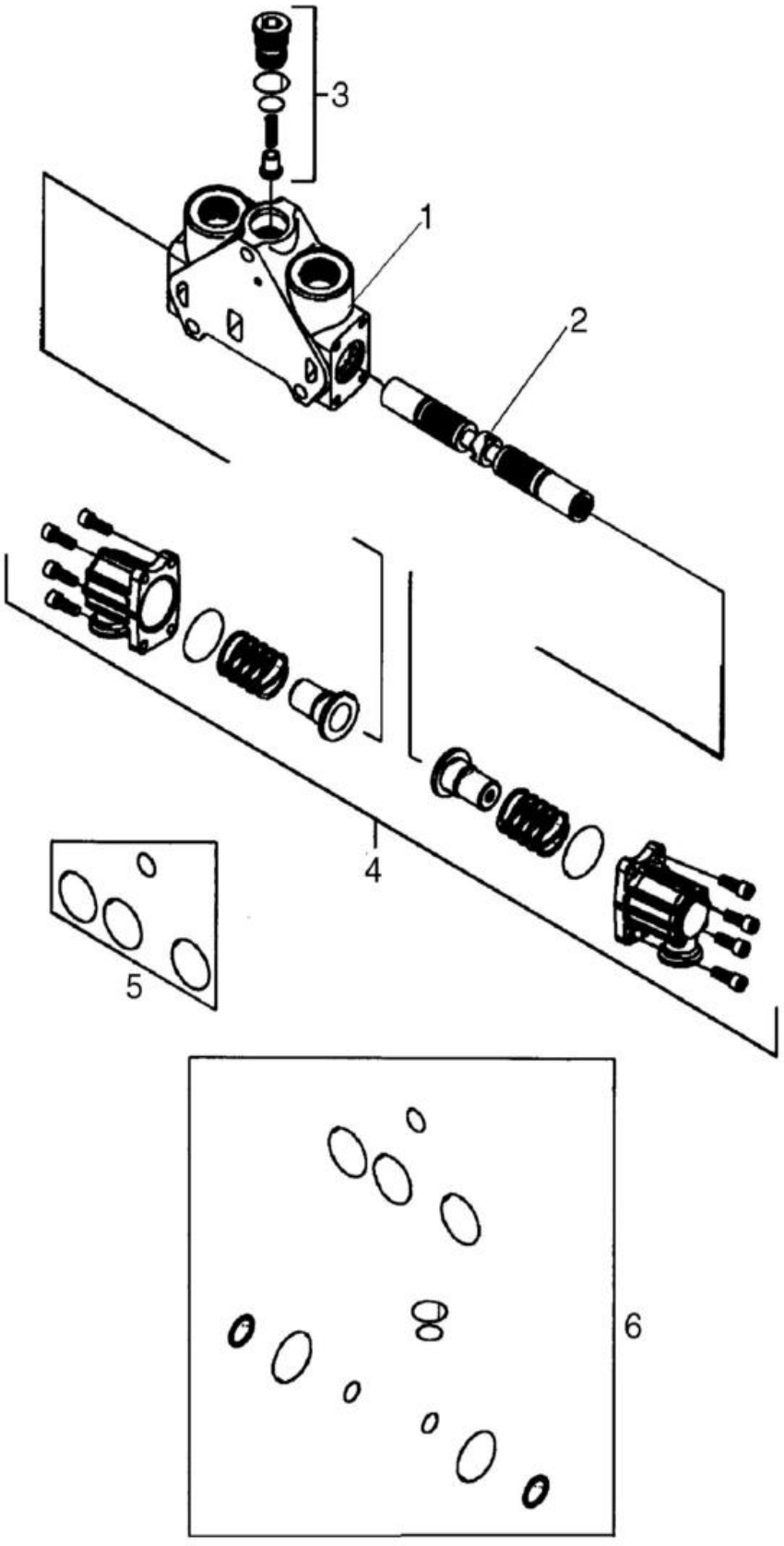

SEÇÃO DE VÁLVULA - RETROESCAVADEIRA, ESTABILIZADOR (COM COMANDOS PILOTADOS)

REF FN	PART NUMBER	YR/SN	QTY	DESCRIPTION
	84157939		2	VALVULA HYDR CONTROL Stabilizer; Left-Hand and Right-Hand; Without Flow Sharing to Provide Open Center Performance; Incl 1 - 6
1	NSS		1	NO SE VENDE SEPARADO HOUSING, Incl in 84157939
2	NSS		1	NO SE VENDE SEPARADO SPOOL, Incl in 84157939
3	84157941		1	COMPENSADOR Component Parts Not Serviced Separately
4	85826344		1	CONJUNTO Operation End Cap; Component Parts Not Serviced Separately
5	85825473		1	KIT DE VEDANTE Includes (4) O-Rings; Component Parts Not Serviced Separately
6	87617657		1	KIT DE O-RING Includes (12) Seals; Component Parts Not Serviced Separately

35.150.09	01	p1	1/2017

SEÇÃO DE VÁLVULA - RETROESCAVADEIRA, CONCHA (COM COMANDOS PILOTADOS)



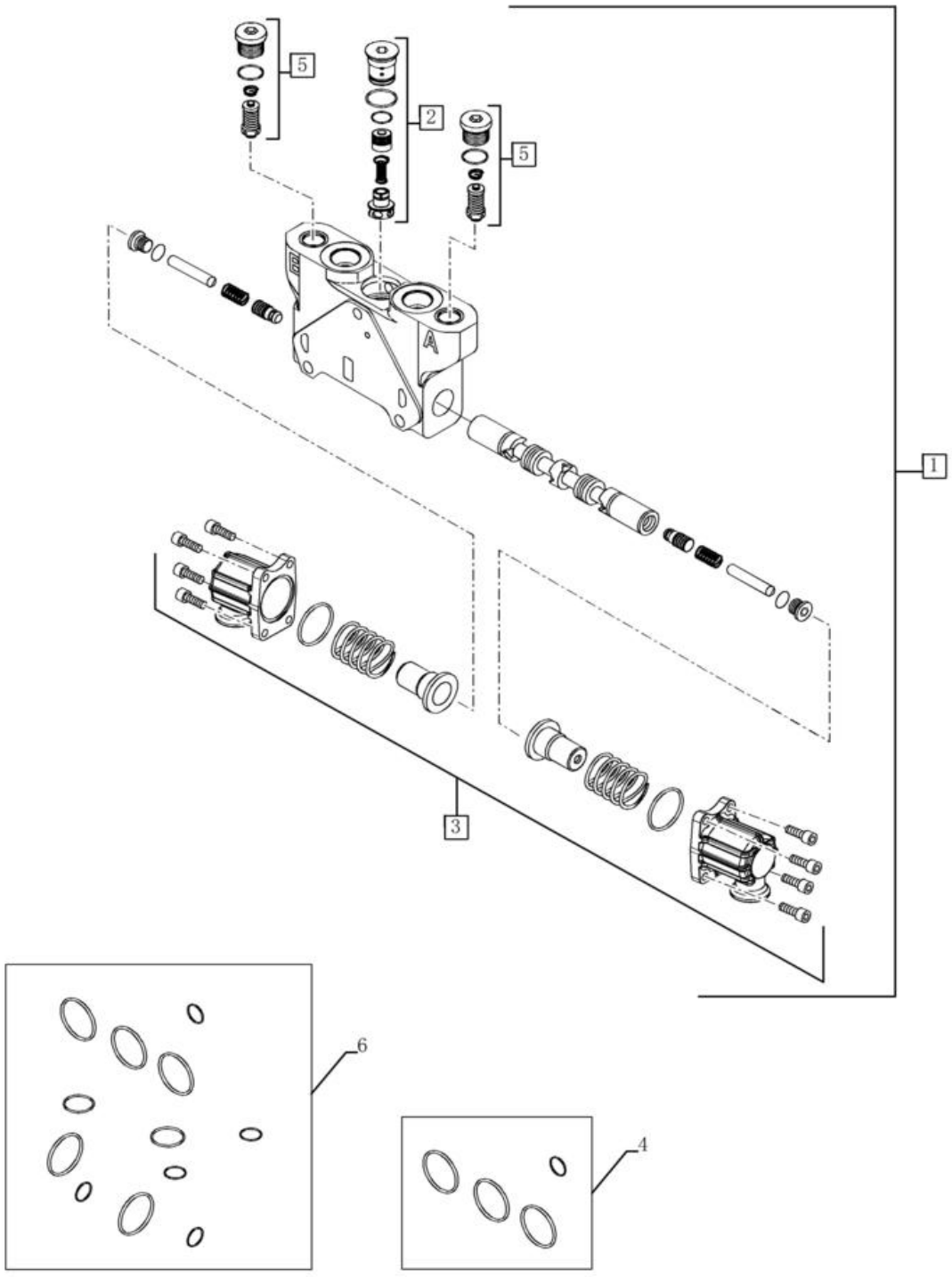

SEÇÃO DE VÁLVULA - RETROESCAVADEIRA, CONCHA (COM COMANDOS PILOTADOS)

REF FN	PART NUMBER	YR/SN	QTY	DESCRIPTION
1	84278710		1	VALVULA HYDR CONTROL Dipper
2	84157590		1	COMPENSADOR
3	85826344		1	CONJUNTO Operation
4	85825473		1	KIT DE VEDANTE
5	84295049		2	VALVULA DE ALIVIO 283 Bar
6	87617657		1	KIT DE O-RING

35.150.11	01	p1	1/2017

SEÇÃO DE VÁLVULA - RETROESCAVADEIRA, BOOM EXTENSÍVEL (COM COMANDOS PILOTADOS)



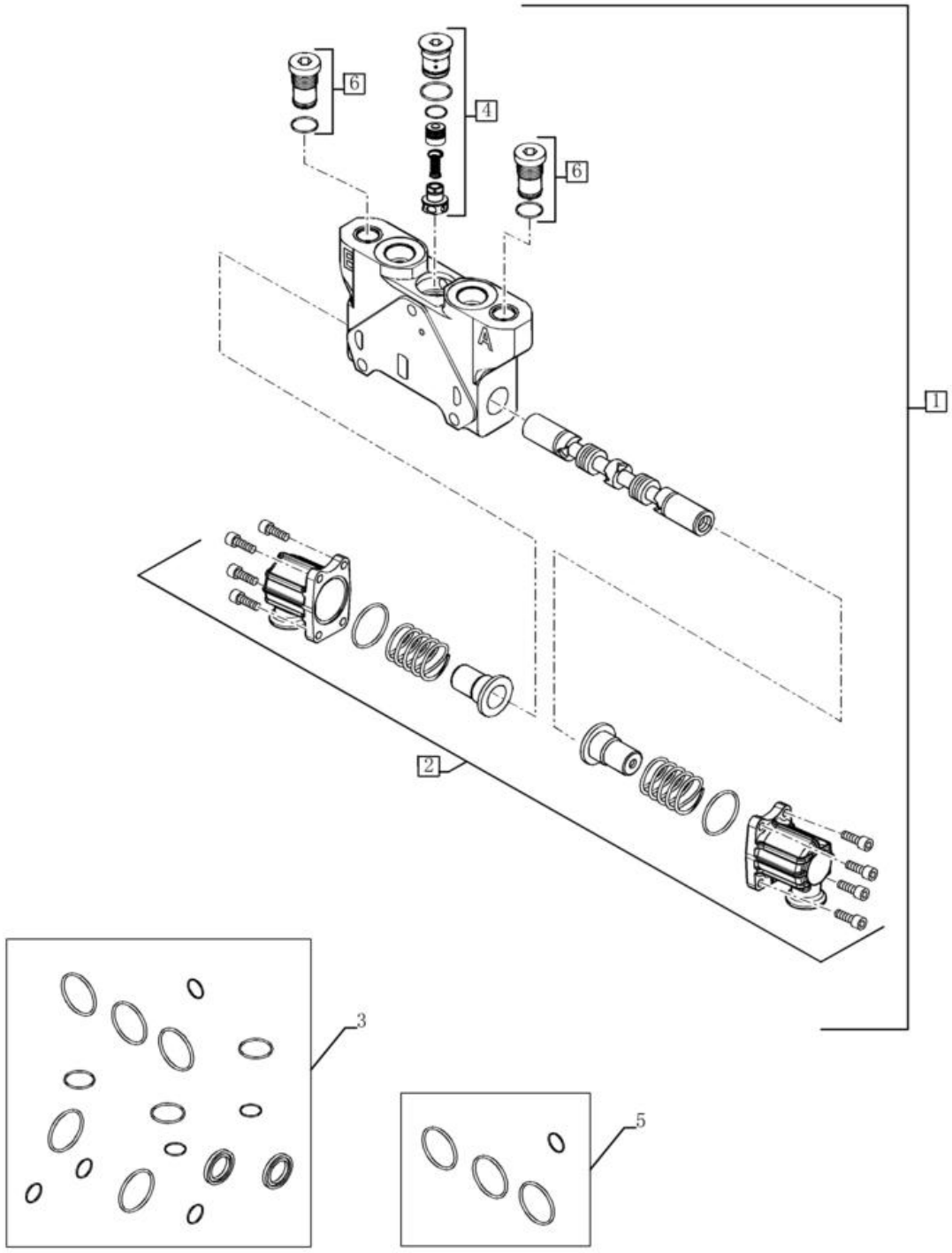

SEÇÃO DE VÁLVULA - RETROESCAVADEIRA, BOOM EXTENSÍVEL (COM COMANDOS PILOTADOS)

REF FN	PART NUMBER	YR/SN	QTY	DESCRIPTION
1	84278692		1	VALVULA HYDR CONTROL Extendable dipper
2	85826344		1	CONJUNTO Operation
3	87617657		1	KIT DE O-RING
4	84157590		1	COMPENSADOR
5	85825473		1	KIT DE VEDANTE
6	84232746		2	TAMPÃO

35.150.14	01	p1	1/2017

SISTEMA HIDRÁULICO - VÁLVULA REDUTORA DE PRESSÃO (2 CARRETÉIS) (COM COMANDOS PILOTADOS)

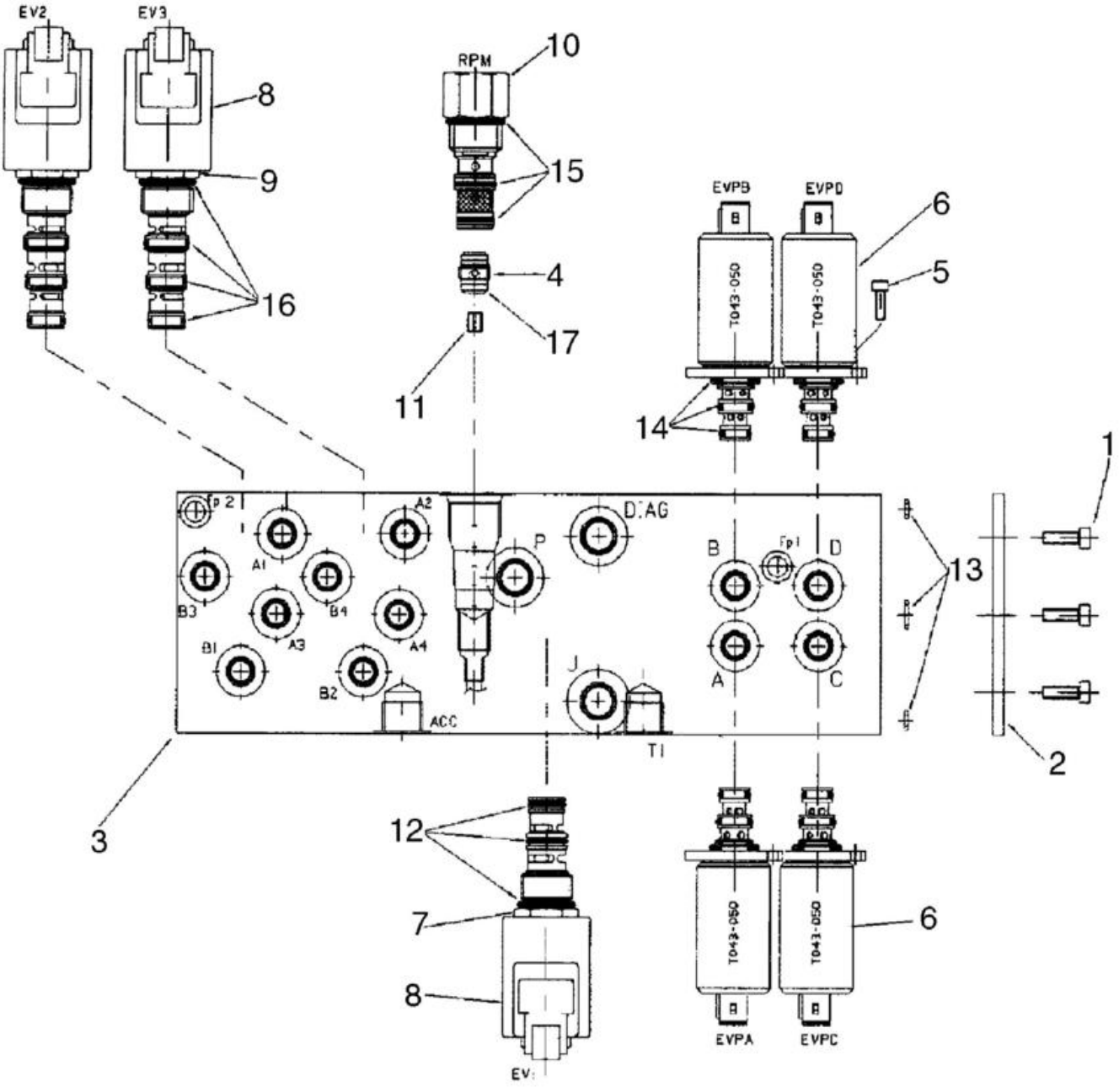

SISTEMA HIDRÁULICO - VÁLVULA REDUTORA DE PRESSÃO (2 CARRETÉIS) (COM COMANDOS PILOTADOS)

REF FN	PART NUMBER	YR/SN	QTY	DESCRIPTION
1	85827472		1	VÁLVULA HIDRÁULICA
2	85827991		1	CHAPA Sealing
3	85828013		1	BLOCO Manifold
4	85827992		1	VÁLVULA DE RETENÇÃO Incl. 17
5	14302921		8	PARAFUSO ALLENA FLAN M4 x 10mm, Cl 8.8, Full Thd
6	85827993		4	VÁLVULA DE SOLENÓIDE Pressure Reducing; Incl. 14
7	85827994		1	VÁLVULA DE SOLENÓIDE Cartridge, 3 Way, 2 Position; Incl. Ref 8, 12
8	85827995		3	BOBINA With Diode
9	85827996		2	VÁLVULA DE SOLENÓIDE 2 Section Cartridge, 4 Way, 2 Position; Incl. Ref 8, 16
10	85827997		1	VÁLVULA Mechanical Pressure Reducing, With Fixed Setting; Incl. 15
11	85828005		1	ORIFÍCIO 1.8 mm
12	85827998		1	KIT DE VEDANTE
13	85827999		1	KIT DE VEDANTE
14	85828000		4	KIT DE VEDANTE
15	85828001		1	KIT DE VEDANTE
16	85828002		2	KIT DE VEDANTE
17	85828003		1	O-RING 1mm Thk x 9mm ID
18	14304021		3	PARAFUSO ALLENA FLAN M5 x 10mm, Cl 8.8

35.150.14	02	p1	1/2017

SISTEMA HIDRÁULICO - VÁLVULA REDUTORA DE PRESSÃO (3 CARRETÉIS) (COM COMANDOS PILOTADOS)

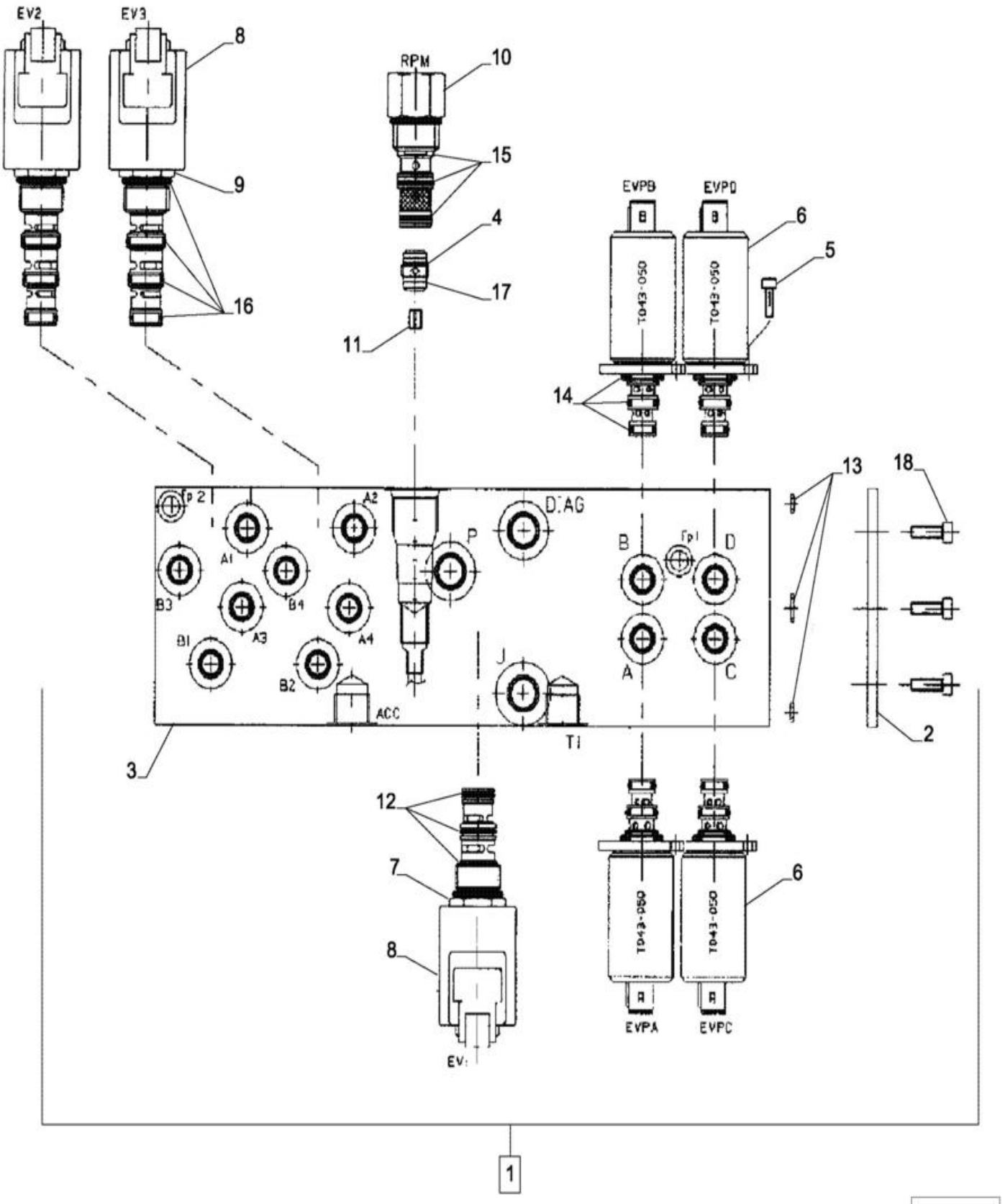

SISTEMA HIDRÁULICO - VÁLVULA REDUTORA DE PRESSÃO (3 CARRETÉIS) (COM COMANDOS PILOTADOS)

REF	FN	PART NUMBER	YR/SN	QTY	DESCRIPTION
1		85827471		1	VÁLVULA HIDRÁULICA Pressure Reducing, Three Spool, Pilot Controls; Incl. Ref 1 - 17
2		85828004		1	CORPO One Function Add-On Manifold Block
3		85828015		1	BLOCO Manifold
4		85827992		1	VÁLVULA DE RETENÇÃO
5		14302921		12	PARAFUSO ALLENA FLAN M4 x 10mm, Cl 8.8, Full Thd
6	1	85827993		6	VÁLVULA DE SOLENÓIDE Pressure Reducing
7	2	85827994		1	VÁLVULA DE SOLENÓIDE Cartridge, 3 Way, 2 Position; Incl. Ref 8, 12
8		85827995		3	BOBINA With Diode
9	3	85827996		2	VÁLVULA DE SOLENÓIDE 2 Section Cartridge, 4 Way, 2 Position; Incl. Ref 8, 16
10		85827997		1	VÁLVULA Mechanical Pressure Reducing With Fixed Setting
11		85828005		1	ORIFÍCIO 1.8 mm
12		85827998		1	KIT DE VEDANTE O-Ring Kit
13		85827999		1	KIT DE VEDANTE O-Ring Kit
14		85828000		6	KIT DE VEDANTE O-Ring Kit
15		85828001		1	KIT DE VEDANTE O-Ring Kit
16		85828002		2	KIT DE VEDANTE O-Ring Kit
17		85828003		1	O-RING 1mm Thk x 9mm ID D9x1
18		14358921		3	PARAFUSO ALLENA FLAN M5 x 50mm, Cl 8.8

(1) RH/LH Stabilizer Retract PWM, RH/LH Stabilizer Extend PWM, Extendahoe Retract PWM, Extendahoe Extend PWM

(2) Joystick Enable Solenoid

(3) Pattern Change Solenoids

SISTEMA HIDRÁULICO - VÁLVULA REDUTORA DE PRESSÃO (4 CARRETÉIS) (COM COMANDOS PILOTADOS)

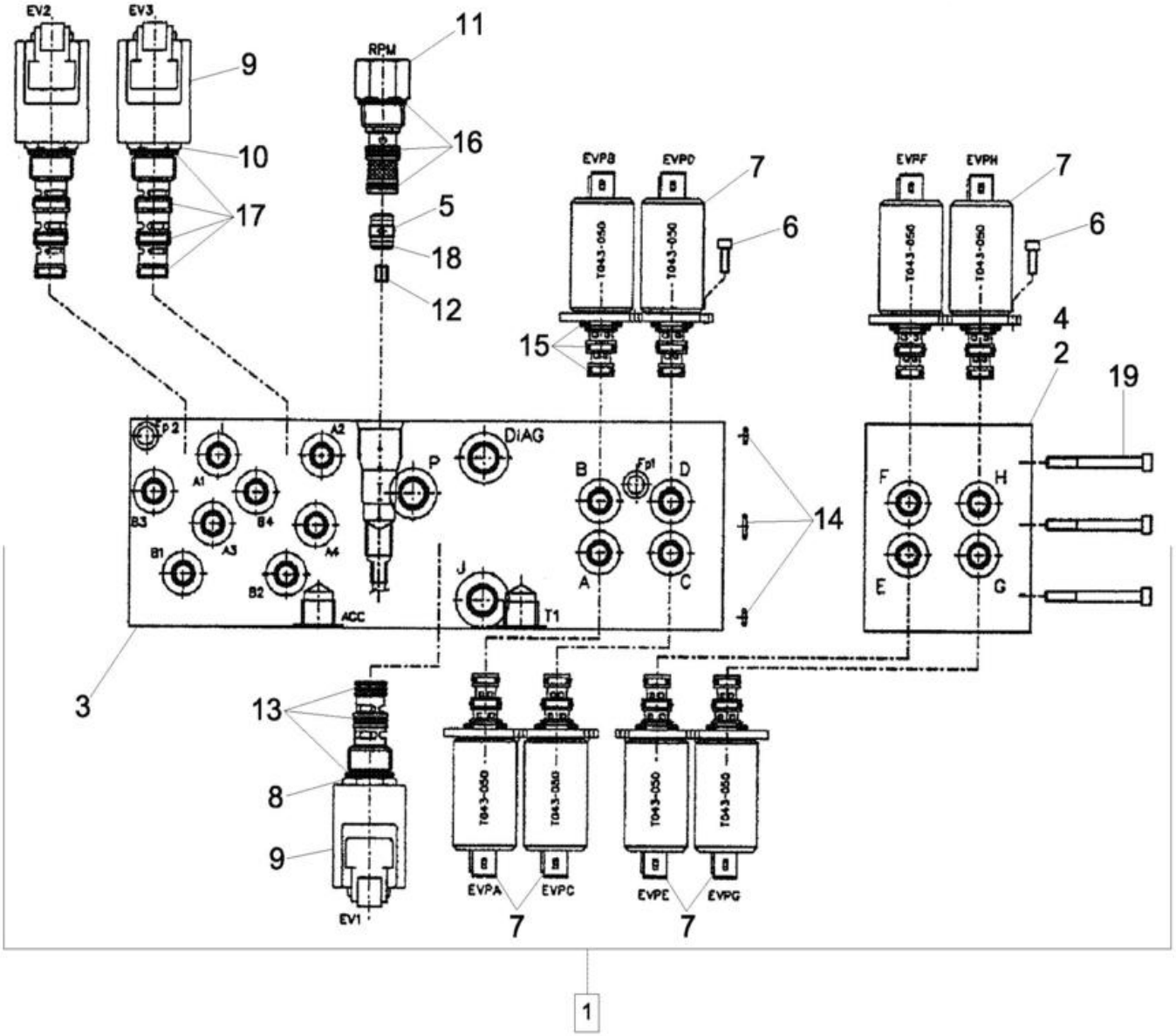

SISTEMA HIDRÁULICO - VÁLVULA REDUTORA DE PRESSÃO (4 CARRETÉIS) (COM COMANDOS PILOTADOS)

REF	FN	PART NUMBER	YR/SN	QTY	DESCRIPTION
1		87434621		1	VÁLVULA DE CONTROLO Pressure Reducing, Four Spool, Pilot Controls; Inc. Ref 2-19
2		85828048		1	VÁLVULA COLECTORA Assembly, 2-Function Add-on Manifold, Incl 4, 7 (4 ea)
3		85828015		1	BLOCO Manifold
4		85828054		1	BLOCO Manifold
5		85827992		1	VÁLVULA DE RETENÇÃO Inc. 18
6		14302921		16	PARAFUSO ALLENA FLAN M4 x 10mm, Cl 8.8, Full Thd
7		85827993		8	VÁLVULA DE SOLENÓIDE Pressure Reducing; Inc. 15
8		85827994		1	VÁLVULA DE SOLENÓIDE Cartridge, 3 Way, 2 Position; Inc. Ref 9, 13
9		85827995		3	BOBINA With Diode
10		85827996		2	VÁLVULA DE SOLENÓIDE 2 Section Cartridge, 4 Way, 2 Position; Inc. Ref 9, 17
11		85827997		1	VÁLVULA Mechanical Pressure Reducing, With Fixed Setting; Inc. 16
12		85828005		1	ORIFÍCIO 1.8 mm
13		85827998		1	KIT DE VEDANTE
14		85827999		1	KIT DE VEDANTE
15		85828000		8	KIT DE VEDANTE
16		85828001		1	KIT DE VEDANTE
17		85828002		2	KIT DE VEDANTE
18		85828003		1	O-RING 1mm Thk x 9mm ID
19		85828061		3	PARAFUSO M5 x 80mm

35.150.15	01	p1	1/2017

SISTEMA HIDRÁULICO - VÁLVULA, ALAVANCA DE CONTROLE (COMANDOS PILOTADOS) (ESQUERDO) COM BUZINA E BOTÕES UNI-DIRECIONAIS

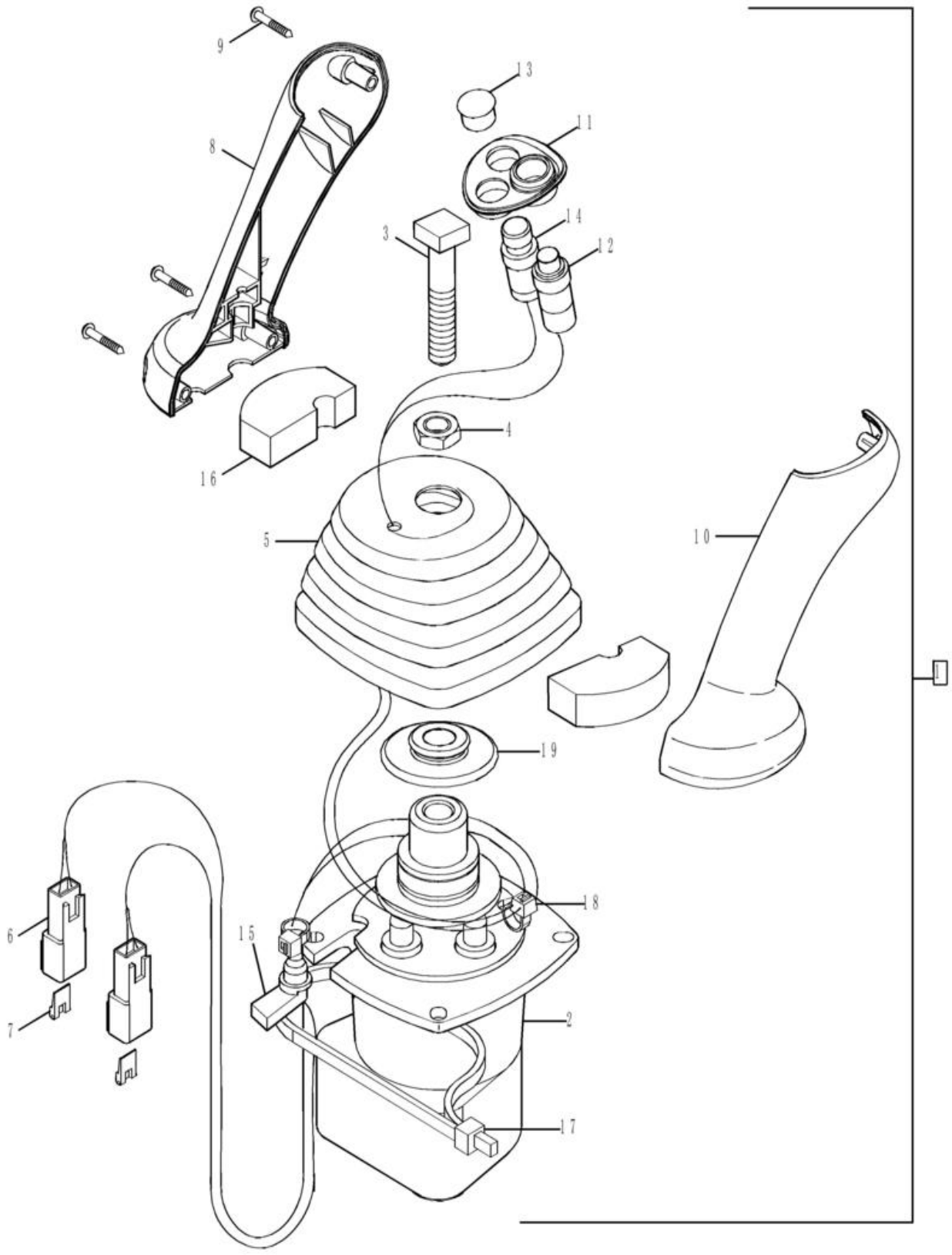

SISTEMA HIDRÁULICO - VÁLVULA, ALAVANCA DE CONTROLE (COMANDOS PILOTADOS) (ESQUERDO) COM BUZINA E BOTÕES UNI-DIRECIONAIS

REF FN	PART NUMBER	YR/SN	QTY	DESCRIPTION
1	87685953		1	JOYSTICK
2	87687141		1	VÁLVULA PILOTO
2	87687141R		1	VALVULA HIDRAULICA R Reman Pilot Valve
2	87687141C		1	VALVULA HIDRAULICA A Core Return Number
3	87428023		1	PARAFUSO Square Head, M12 x 1.75 x 60
4	87037944		1	PORCA FINA Thin, M12 x 1.75, Cl 05
5	87443721		1	COBERTURA DE PROTECÇ
6	225315C1		2	CONECTOR ELÉC. Male, 2 Pin
7	225318C1		2	CONECTOR ELÉC. 2 Pin
8	87308838		1	GARRA
9	15687475		3	PARAFUSO Pan Hd, M3.5 x 25mm, SST
10	87308839		1	GARRA
11	87435243		1	FRISO
12	87437372		1	INTERRUPTOR
13	86625128		1	TAMPÃO Dome, .562" hole, Nylon
	84412151		1	KIT DE SERVIÇO Uni-Aux Pilot Switch; Incl. 14, 6 (Qty. 1), 7 (Qty. 1)
14	87437373		1	INTERRUPTOR
15	87424267		1	PASSA-FIOS
16	87435506		2	VEDANTE 52mmL
17	L18331		1	BRAÇADEIRA DE CABO 375.9mm L, Nylon CABLE STRAP
18	L11541		3	BRAÇADEIRA DE CABO 203.2mm L, Nylon CABLE STRAP
19	87436225		1	RETENTOR 12.5mm ID, 46mm OD

35.150.15	02	p1	1/2017

SISTEMA HIDRÁULICO - VÁLVULA, ALAVANCA DE CONTROLE (COMANDOS PILOTADOS) (ESQUERDO) COM BUZINA E BOTÕES BI-DIRECIONAIS

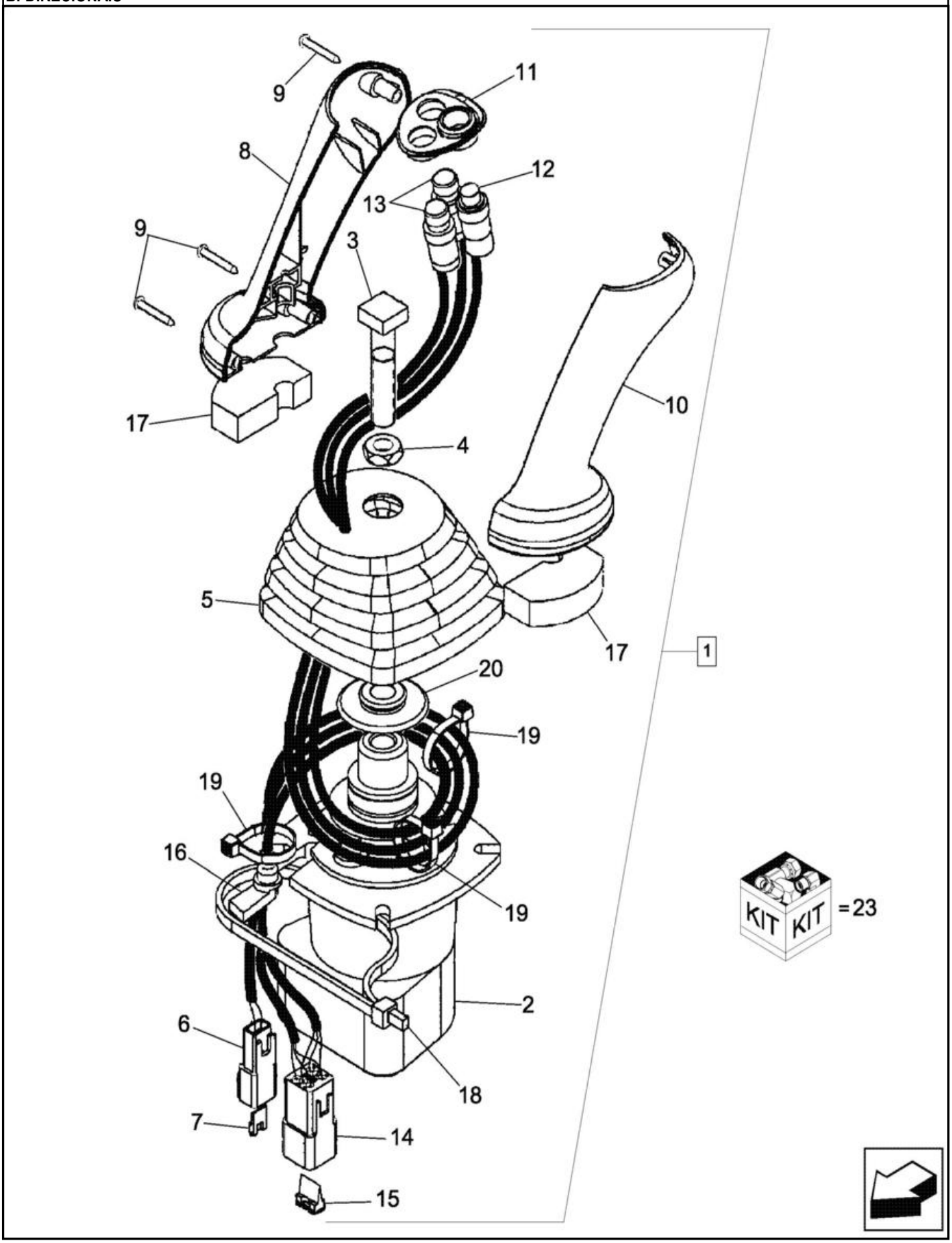

SISTEMA HIDRÁULICO - VÁLVULA, ALAVANCA DE CONTROLE (COMANDOS PILOTADOS) (ESQUERDO) COM BUZINA E BOTÕES BI-DIRECIONAIS

REF FN	PART NUMBER	YR/SN	QTY	DESCRIPTION
1	87685952		1	JOYSTICK Pilot Controls, LH; With Horn and Bi-Directional Buttons; Inc. Ref 2-20; Part Number Stamped On Valve Base
2	87687141		1	VÁLVULA PILOTO Includes 87473380, 87586772, 87586773
2	87687141R		1	VALVULA HIDRAULICA R Includes 87473380, 87586772, 87586773
2	87687141C		1	VALVULA HIDRAULICA A Core Return Number
3	87428023		1	PARAFUSO Square Head, M12 x 1.75 x 60 Square Head
4	87037944		1	PORCA FINA Thin, M12 x 1.75, Cl 05
5	87443721		1	COBERTURA DE PROTECÇ Control Handle
6	225315C1		1	CONECTOR ELÉC. Male, 2 Pin
7	225318C1		1	CONECTOR ELÉC. 2 Pin Connector
8	87308838		1	GARRA Joystick Control
9	15687475		3	PARAFUSO Pan Hd, M3.5 x 25mm, SST
10	87308839		1	GARRA Joystick Control
11	87435243		1	FRISO Switch Mounting
12	87437372		1	INTERRUPTOR Push Button Horn
	84492790		1	KIT DE SERVIÇO Dual Aux Pilot Std.; Incl 13 - 15; Also Incl. Fig. 35.726.17(03) Ref 3, 10
13	84134639		2	INTERRUPTOR Push Button Bi-Directional Auxiliary Hydraulic
14	225350C1		1	CONECTOR ELÉC. Male, 6 Pin
15	225353C1		1	CORTE DE TECIDO Lock, Black Connector
16	87424267		1	PASSA-FIOS Wire
17	87435506		2	VEDANTE 52mmL Pilot Control Handle, Lower
18	87438046		1	BRAÇADEIRA DE CABO 375.9 mm L x 8mm W CABLE STRAP
19	87000312		3	BRAÇADEIRA DE CABO 4.8mm W x 203.2mm OAL, Nylon CABLE STRAP Black
20	87436225		1	RETENTOR 12.5mm ID, 46mm OD Control Boot
21	87473380		4	GUIA Plunger Assy (Not Shown)

35.150.15	02	p2	1/2017

SISTEMA HIDRÁULICO - VÁLVULA, ALAVANCA DE CONTROLE (COMANDOS PILOTADOS) (ESQUERDO) COM BUZINA E BOTÕES BI-DIRECIONAIS

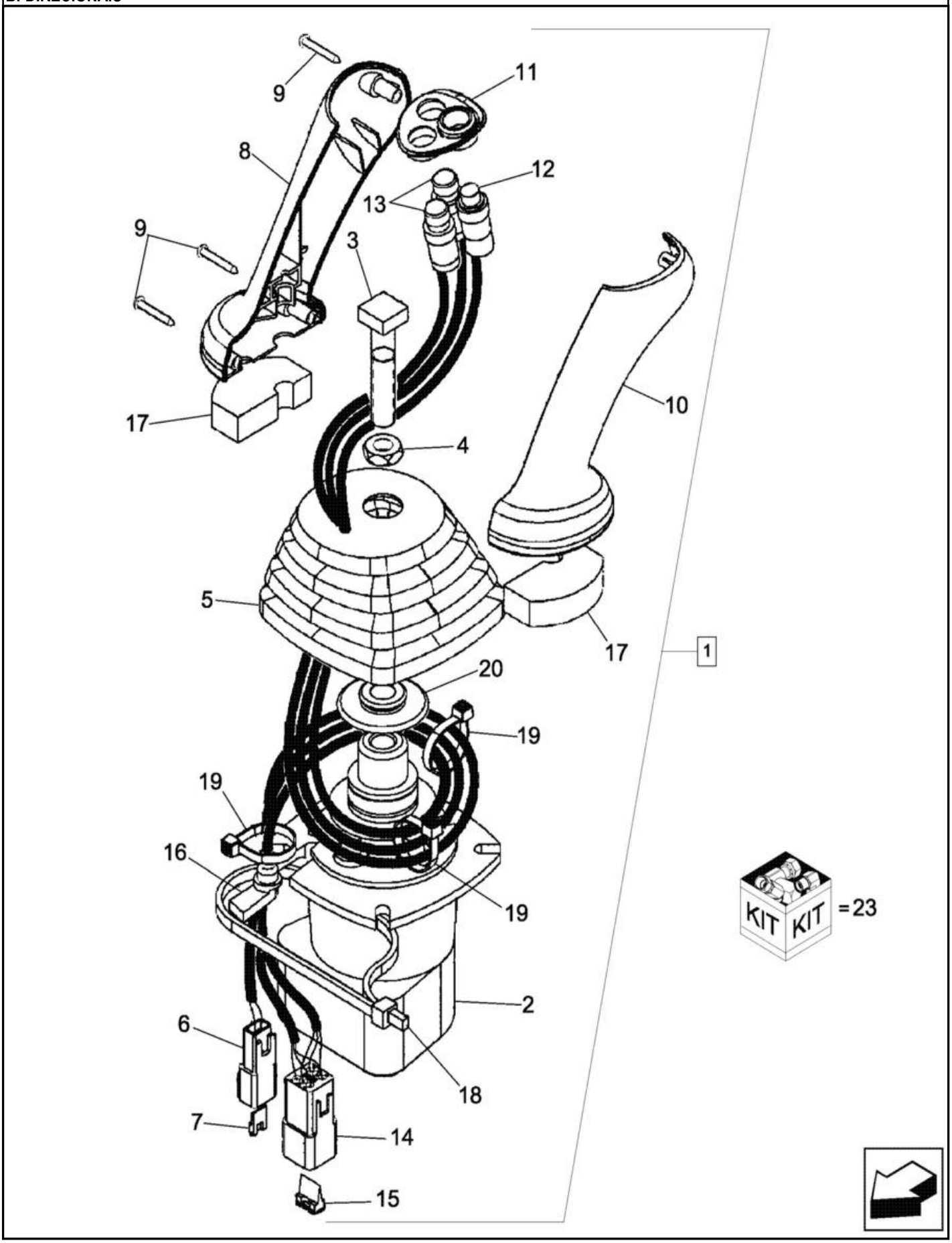

SISTEMA HIDRÁULICO - VÁLVULA, ALAVANCA DE CONTROLE (COMANDOS PILOTADOS) (ESQUERDO) COM BUZINA E BOTÕES BI-DIRECIONAIS

REF	FN	PART NUMBER	YR/SN	QTY	DESCRIPTION
22		87586772		4	CHAPA Spring (Not Shown)
23		87586773		1	CONJUNTO Set of 4 Return Springs

35.150.15	03	p1	1/2017

SISTEMA HIDRÁULICO - VÁLVULA, JOYSTICK (COM COMANDOS PILOTADOS) (LADO ESQUERDO) COM BUZINA

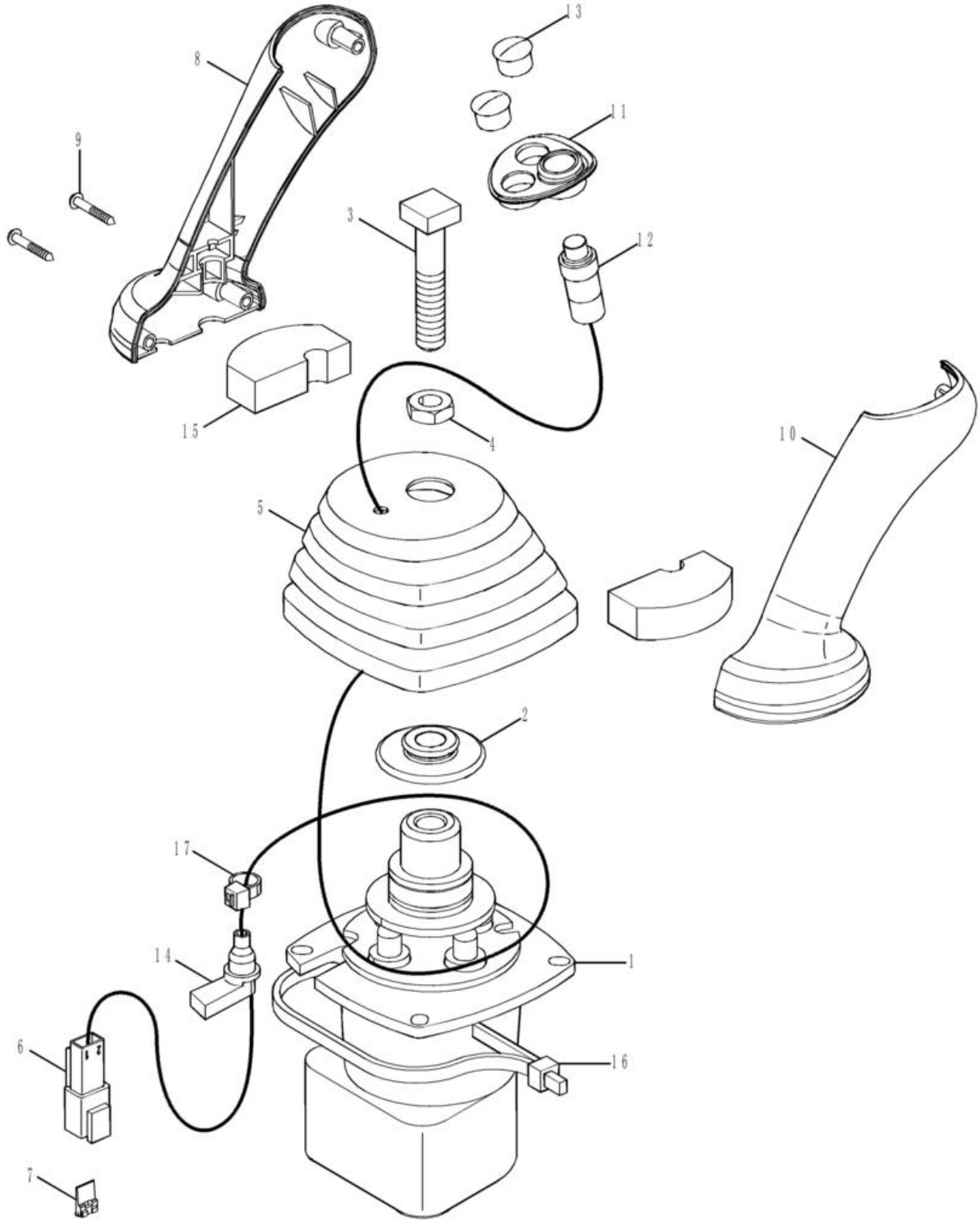

SISTEMA HIDRÁULICO - VÁLVULA, JOYSTICK (COM COMANDOS PILOTADOS) (LADO ESQUERDO) COM BUZINA

REF FN	PART NUMBER	YR/SN	QTY	DESCRIPTION
	87685948		1	JOYSTICK Assy
1	87687141		1	VÁLVULA PILOTO
1	87687141R		1	VALVULA HIDRAULICA R Reman Pilot Valve
1	87687141C		1	VALVULA HIDRAULICA A Core Return Number
2	87436225		1	RETENTOR 12.5mm ID, 46mm OD
3	87428023		1	PARAFUSO Square Head, M12 x 1.75 x 60
4	87037944		1	PORCA FINA Thin, M12 x 1.75, Cl 05
5	87443721		1	COBERTURA DE PROTECÇ
6	225315C1		1	CONECTOR ELÉC. Male, 2 Pin
7	225318C1		1	CONECTOR ELÉC. 2 Pin
8	87308838		1	GARRA
9	15687475		3	PARAFUSO Pan Hd, M3.5 x 25mm, SST
10	87308839		1	GARRA
11	87435243		1	FRISO
12	87437372		1	INTERRUPTOR
13	86625128		2	TAMPÃO Dome, .562" hole, Nylon
14	87424267		1	PASSA-FIOS
15	87435506		2	VEDANTE 52mmL
16	87438046		1	BRAÇADEIRA DE CABO 375.9 mm L x 8mm W CABLE STRAP
17	87000312		1	BRAÇADEIRA DE CABO 4.8mm W x 203.2mm OAL, Nylon CABLE STRAP
18	87586776		1	PEGA Inc. 2-17 (Not Shown)

35.150.16	01	p1	1/2017

VÁLVULA, JOYSTICK (COM COMANDOS PILOTADOS) (LADO DIREITO) SEM BRAÇO EXTENSÍVEL DA CONCHA

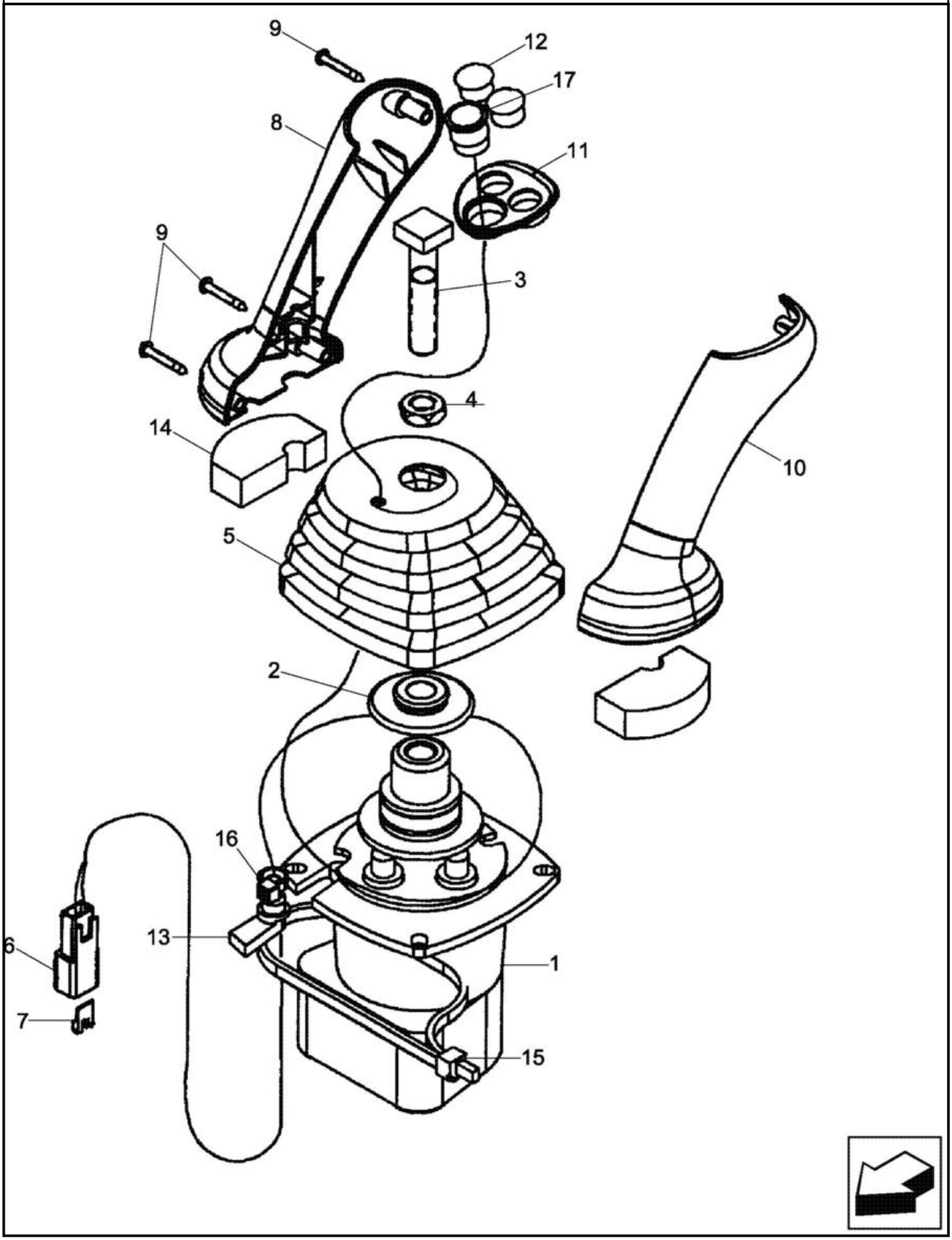

VÁLVULA, JOYSTICK (COM COMANDOS PILOTADOS) (LADO DIREITO) SEM BRAÇO EXTENSÍVEL DA CONCHA

REF FN	PART NUMBER	YR/SN	QTY	DESCRIPTION
	87685956		1	JOYSTICK Pilot Controls, RH; Without Extendable Dipper; Incl. Ref 1 - 17
1	87687141		1	VÁLVULA PILOTO Includes 87473380, 87586772, 87586773
1	87687141R		1	VALVULA HIDRAULICA R Reman Includes 87473380, 87586772, 87586773
1	87687141C		1	VALVULA HIDRAULICA A Core Return Number
	87473380		4	GUIA Plunger Assy
	87586772		4	CHAPA Spring
	87586773		1	CONJUNTO Set of 4 Return Springs
2	87436225		1	RETENTOR 12.5mm ID, 46mm OD Control Boot
3	87428023		1	PARAFUSO Square Head, M12 x 1.75 x 60 Square Head
4	87037944		1	PORCA FINA Thin, M12 x 1.75, Cl 05
5	87443721		1	COBERTURA DE PROTECÇ Joystick Control
6	225315C1		1	CONECTOR ELÉC. Male, 2 Pin
7	225318C1		1	CONECTOR ELÉC. 2 Pin
8	87308838		1	GARRA Joystick Control
9	15687475		3	PARAFUSO Pan Hd, M3.5 x 25mm, SST
10	87308839		1	GARRA Joystick Control
11	87547309		1	FRISO Switch Mounting
12	86625128		2	TAMPÃO Dome, .562" hole, Nylon
13	87424267		1	PASSA-FIOS Wire
14	87435506		2	VEDANTE 52mmL Pilot Control Handle, Lower
15	87438046		1	BRAÇADEIRA DE CABO 375.9 mm L x 8mm W CABLE STRAP
16	87000312		1	BRAÇADEIRA DE CABO 4.8mm W x 203.2mm OAL, Nylon CABLE STRAP Black, 10 mm
17	87546922		1	INTERRUPTOR Pushbutton; One Touch Decelerator

35.150.16	02	p1	1/2017

SISTEMA HIDRÁULICO - VÁLVULA, ALAVANCA DE CONTROLE (COMANDOS PILOTADOS) (DIREITO) SEM BRAÇO EXTENSÍVEL DA CONCHA, 7 CARRETÉIS

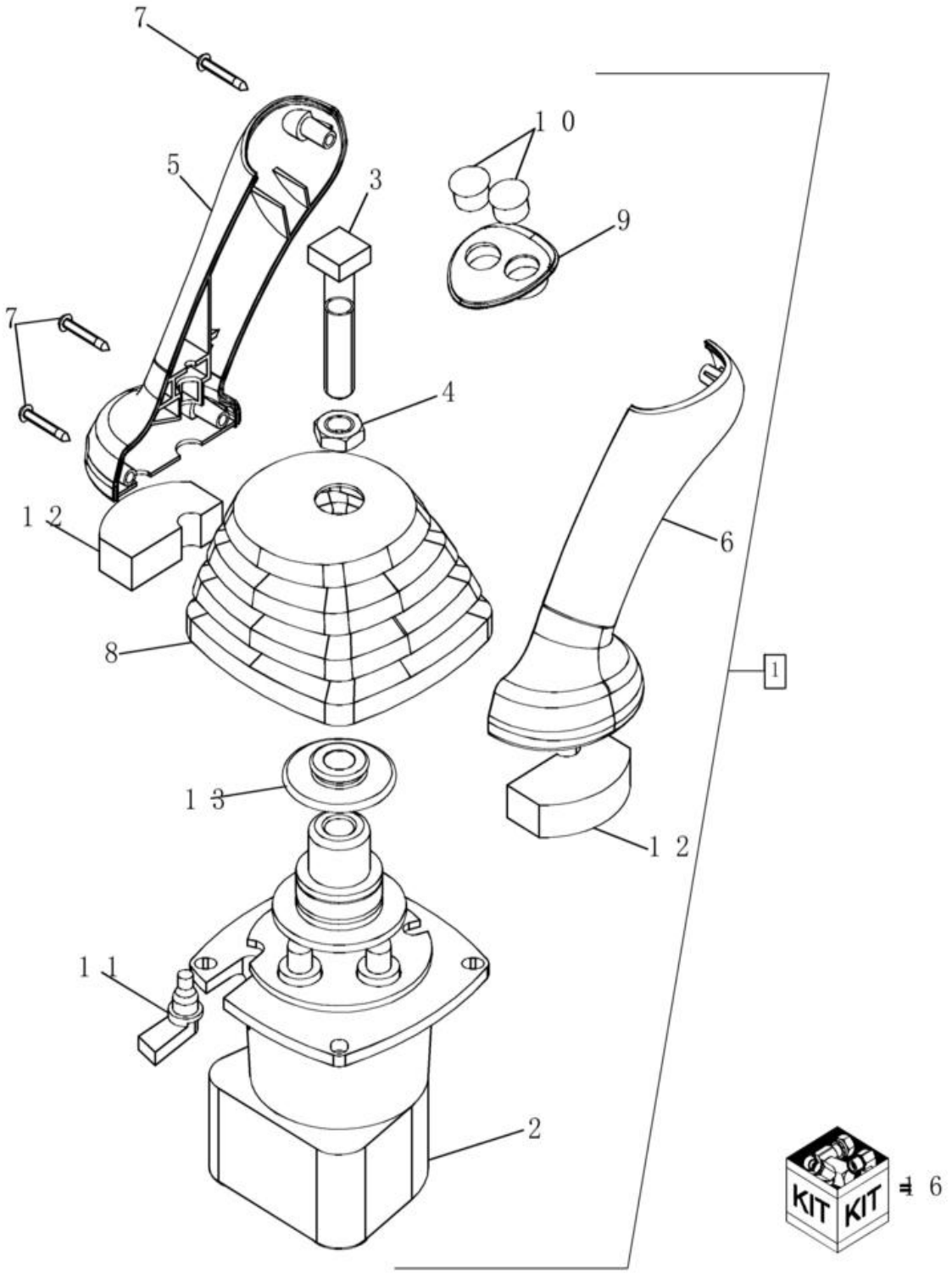

SISTEMA HIDRÁULICO - VÁLVULA, ALAVANCA DE CONTROLE (COMANDOS PILOTADOS) (DIREITO) SEM BRAÇO EXTENSÍVEL DA CONCHA, 7 CARRETÉIS

REF	FN	PART NUMBER	YR/SN	QTY	DESCRIPTION
1		87685954		1	JOYSTICK Pilot Controls, RH; Without Extendable Dipper; Includes 87687141 Base Valve; Incl. Ref 1B, 2 - 12; Part Number Stamped On Valve Base; If Used
2		87687141		1	VÁLVULA PILOTO Pilot Control Joystick Valve; Included in 87685954 Joystick Control Valve; If Used; Not Illustrated; Includes 87473380, 87586772, 87586773
2		87687141R		1	VALVULA HIDRAULICA R Pilot Control Joystick Valve; Included in 87685954 Joystick Control Valve; If Used; Not Illustrated; Includes 87473380, 87586772, 87586773
2		87687141C		1	VALVULA HIDRAULICA A Core Return Number
3		87428023		1	PARAFUSO Square Head, M12 x 1.75 x 60 Square Head
4		87037944		1	PORCA FINA Thin, M12 x 1.75, Cl 05
5		87308838		1	GARRA Joystick Control; Replaces 87428164
6		87308839		1	GARRA Joystick Control; Replaces 87428165
7		15687475		3	PARAFUSO Pan Hd, M3.5 x 25mm, SST Replaces 87032819 Black Zinc Plated Screw, Which Is Used In Other Applications
8		87443722		1	COBERTURA DE PROTECÇ Joystick Control
9		87435242		1	FRISO Switch Mounting
10		86625128		2	TAMPÃO Dome, .562" hole, Nylon Replaces 353-405 Plug Which Is Used In Other Applications
11		87451448		1	PASSA-FIOS Wire; Replaces 87424267 Grommet, Which Is Used In Other Applications
12		87435506		2	VEDANTE 52mmL Pilot Control Handle, Lower

35.150.16	02	p2	1/2017

SISTEMA HIDRÁULICO - VÁLVULA, ALAVANCA DE CONTROLE (COMANDOS PILOTADOS) (DIREITO) SEM BRAÇO EXTENSÍVEL DA CONCHA, 7 CARRETÉIS

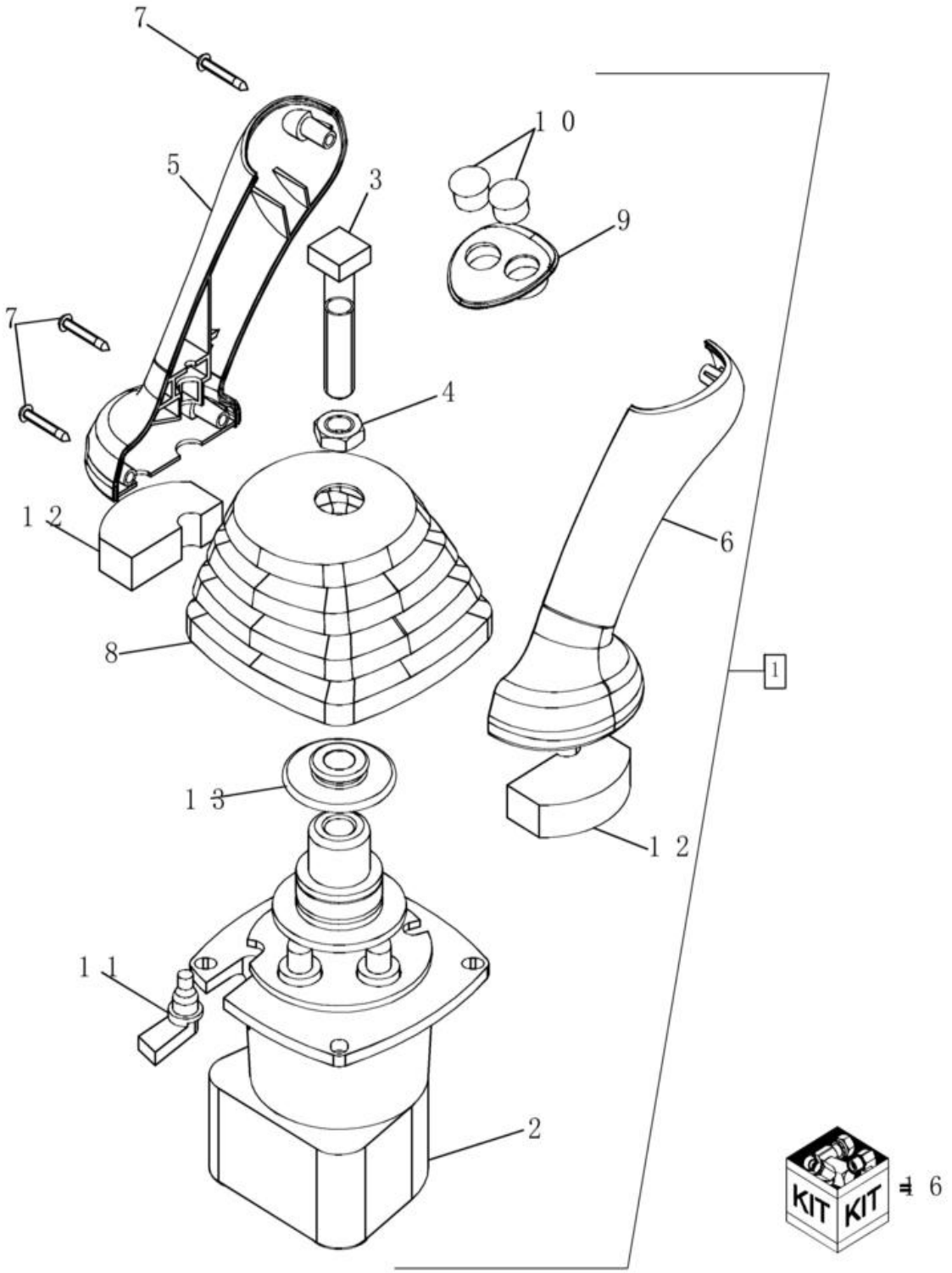

SISTEMA HIDRÁULICO - VÁLVULA, ALAVANCA DE CONTROLE (COMANDOS PILOTADOS) (DIREITO) SEM BRAÇO EXTENSÍVEL DA CONCHA, 7 CARRETÉIS

REF FN	PART NUMBER	YR/SN	QTY	DESCRIPTION
13	87436225		1	RETENTOR 12.5mm ID, 46mm OD Control Boot
14	87473380		4	GUIA Plunger Assy (Not Shown)
15	87586772		4	CHAPA Spring (Not Shown)
16	87586773		1	CONJUNTO Set of 4 Return Springs (Not Shown)

35.150.16	03	p1	1/2017

SISTEMA HIDRÁULICO - VÁLVULA, ALAVANCA DE CONTROLE (COMANDOS PILOTADOS) (DIREITO) COM BRAÇO EXTENSÍVEL DA CONCHA, 8 CARRETÉIS

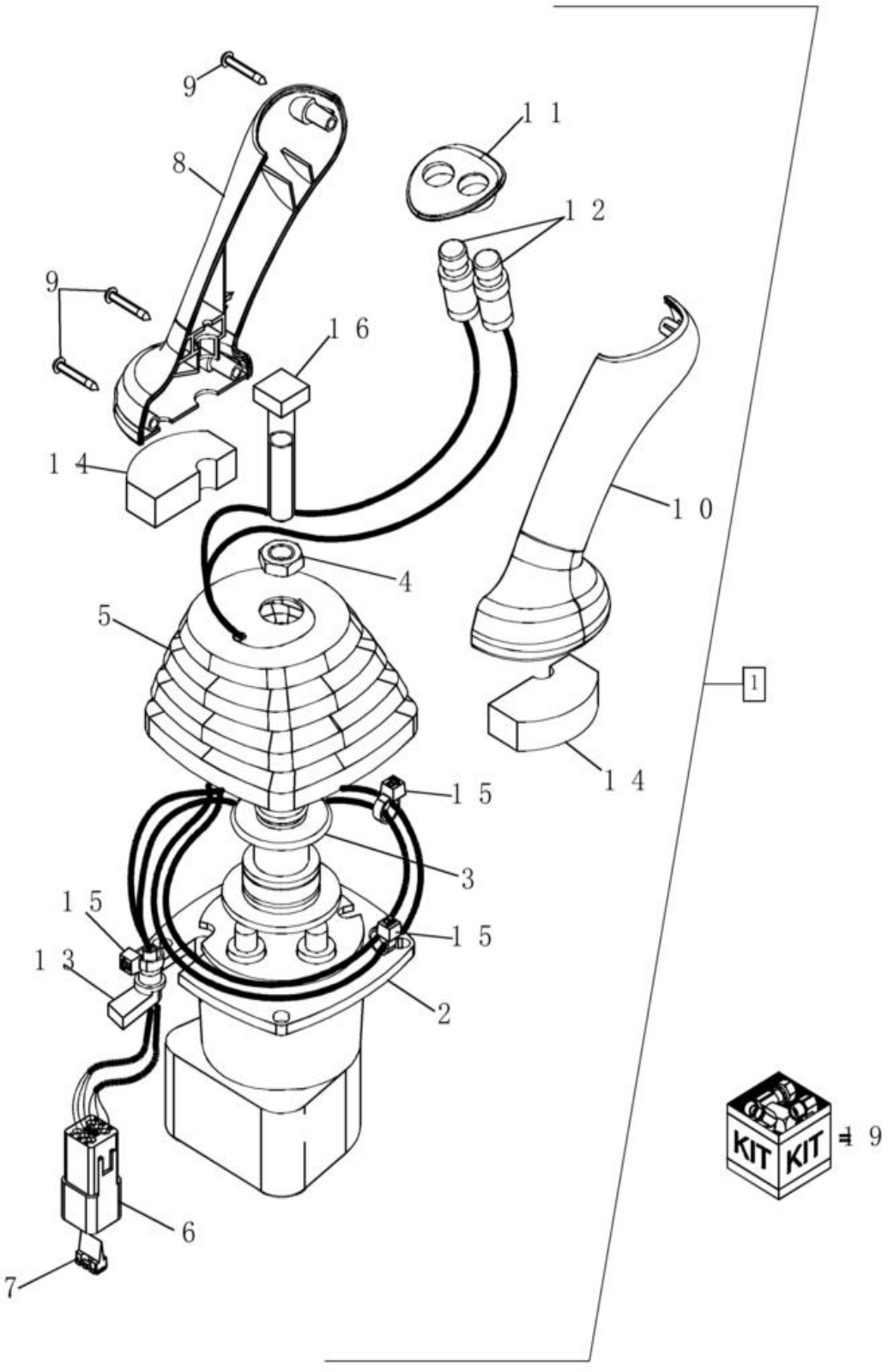

SISTEMA HIDRÁULICO - VÁLVULA, ALAVANCA DE CONTROLE (COMANDOS PILOTADOS) (DIREITO) COM BRAÇO EXTENSÍVEL DA CONCHA, 8 CARRETÉIS

REF FN	PART NUMBER	YR/SN	QTY	DESCRIPTION
1	87685955		1	JOYSTICK Joystick, RH; With Extendable Dipper; Includes 87687141 Base Valve; Incl. Ref 1B, 2 - 15; Replaces 87443743, 87308847, 87388705; Part Number Stamped On Valve Base; If Used
2	87687141		1	VÁLVULA PILOTO Pilot Control Joystick Valve; Included in 87685955 Joystick Control Valve; Includes 87473380, 87586772, 87586773; If Used; Not Illustrated
2	87687141R		1	VALVULA HIDRAULICA R Pilot Control Joystick Valve; Included in 87685955 Joystick Control Valve; Includes 87473380, 87586772, 87586773; If Used; Not Illustrated
2	87687141C		1	VALVULA HIDRAULICA A Core Return Number
3	87436225		1	RETENTOR 12.5mm ID, 46mm OD Control Boot
4	87037944		1	PORCA FINA Thin, M12 x 1.75, Cl 05
5	87443721		1	COBERTURA DE PROTECÇ Joystick Control
6	225350C1		1	CONECTOR ELÉC. Male, 6 Pin
7	225353C1		1	CORTE DE TECIDO Lock, Black Connector
8	87308838		1	GARRA Joystick Control; Replaces 87428164
9	15687475		3	PARAFUSO Pan Hd, M3.5 x 25mm, SST Replaces 87032819 Black Zinc Plated Screw, Which Is Used In Other Applications
10	87308839		1	GARRA Joystick Control; Replaces 87428165
11	87435242		1	FRISO Switch Mounting
12	84134639		2	INTERRUPTOR Push Button Retract and Extendahoe Switches; Replaces 87437371
13	87424267		1	PASSA-FIOS Wire

35.150.16	03	p2	1/2017

SISTEMA HIDRÁULICO - VÁLVULA, ALAVANCA DE CONTROLE (COMANDOS PILOTADOS) (DIREITO) COM BRAÇO EXTENSÍVEL DA CONCHA, 8 CARRETÉIS

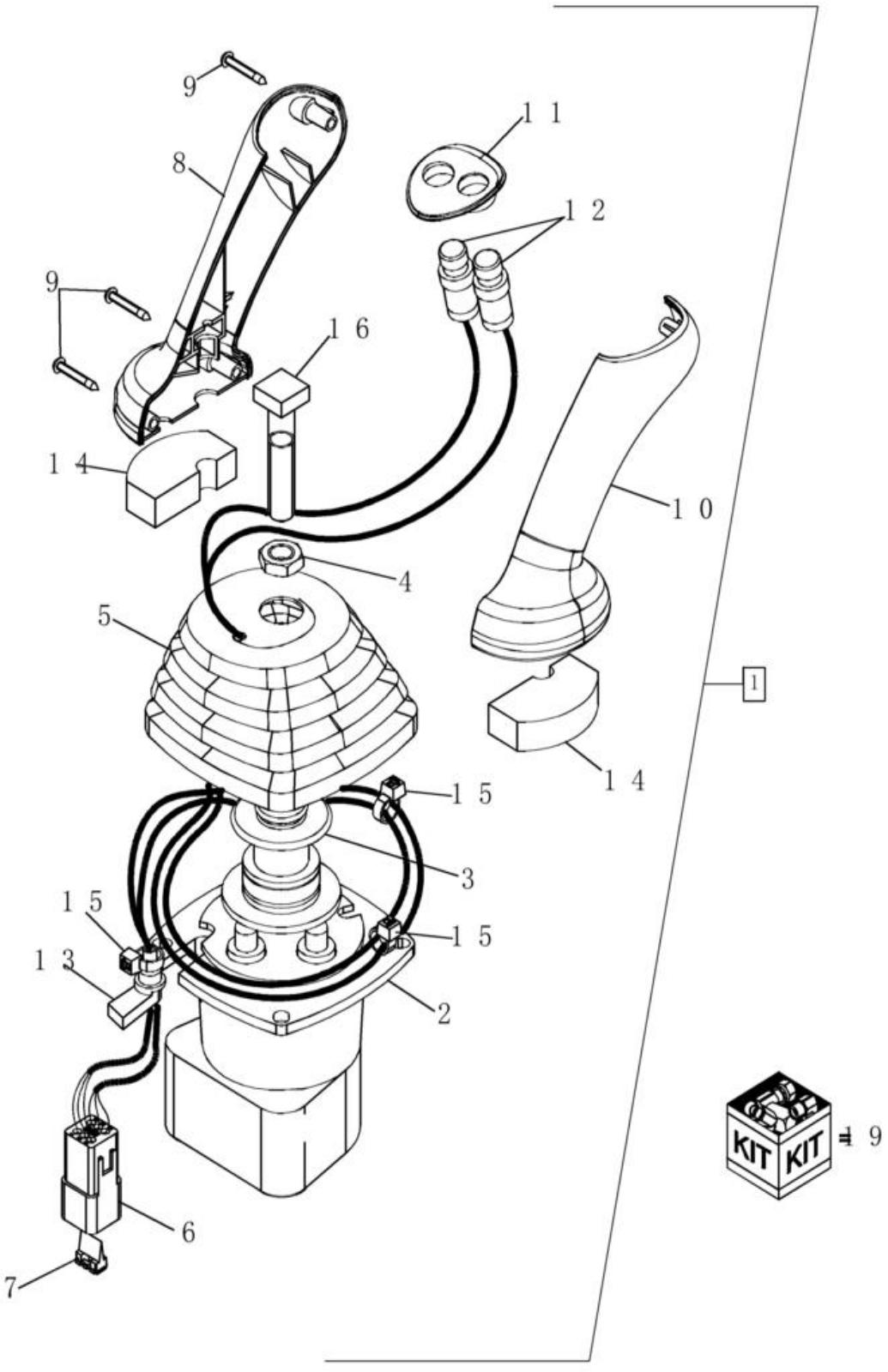

SISTEMA HIDRÁULICO - VÁLVULA, ALAVANCA DE CONTROLE (COMANDOS PILOTADOS) (DIREITO) COM BRAÇO EXTENSÍVEL DA CONCHA, 8 CARRETÉIS

REF FN	PART NUMBER	YR/SN	QTY	DESCRIPTION
14	87435506		2	VEDANTE 52mmL Pilot Control Handle, Lower
15	87000312		3	BRAÇADEIRA DE CABO 4.8mm W x 203.2mm OAL, Nylon CABLE STRAP 7-8 Inch Nylon
15	87438046		1	BRAÇADEIRA DE CABO 375.9 mm L x 8mm W CABLE STRAP 15 Inch Nylon
16	87428023		1	PARAFUSO Square Head, M12 x 1.75 x 60 Square Head
17	87473380		4	GUIA Plunger Assy
17	87586772		4	CHAPA Spring
17	87586773		1	CONJUNTO Set of 4 Return Springs

35.359.01	01	p1	1/2017

CARREGADOR, VÁLVULA DE CONTROLE, MECÂNICA, 3 CARRETÉIS

CARREGADOR, VÁLVULA DE CONTROLE, MECÂNICA, 3 CARRETÉIS

REF FN	PART NUMBER	YR/SN	QTY	DESCRIPTION
1	47907477		1	VÁLVULA Loader, 3-Spool
2	814-10090		2	PARAFUSO Hex, M10 x 1.5 x 90mm, Cl 8.8
3	814-10110		1	PARAFUSO Hex, M10 x 1.5 x 110mm, Cl 8.8
4	87417599		3	ESPAÇADOR 11mm ID x 22mm OD x 30mm Thk
5	87417721		3	CASQUILHO ROSCADO M10 x 1.5-6H x 29 L

35.701.02	01	p1	1/2017

SISTEMA HIDRÁULICO - CILINDRO, CAÇAMBA DA CARREGADEIRA 4 EM 1

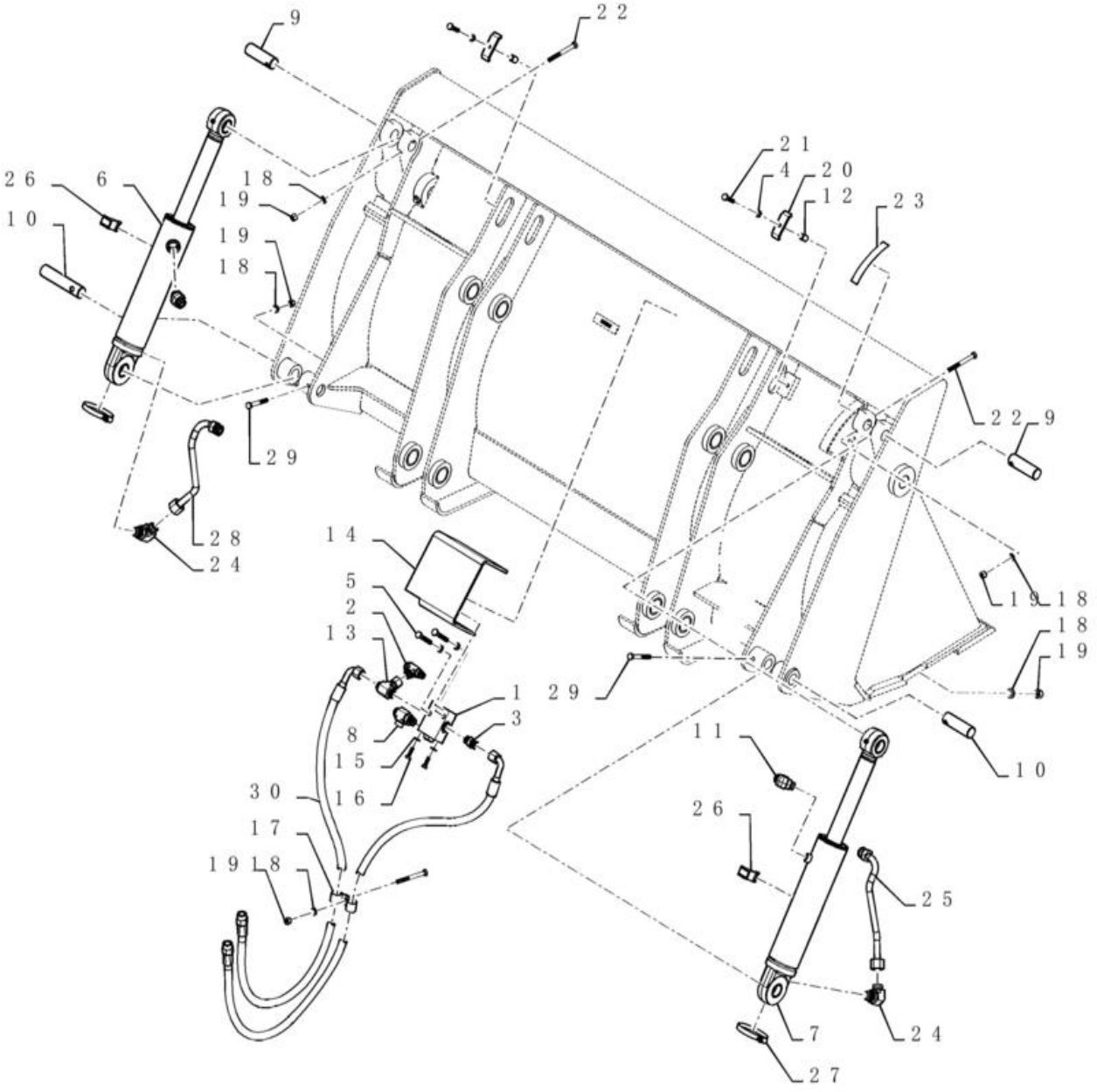

SISTEMA HIDRÁULICO - CILINDRO, CAÇAMBA DA CARREGADEIRA 4 EM 1

REF FN	PART NUMBER	YR/SN	QTY	DESCRIPTION
1	325465A2		1	VALVE, CHECK
2	201-412		1	TÊ 13/16" - 16 ORFS x 13/16" - 16 ORFS x 3/4" - 16 ORB
3	201-102		1	CONECTOR HID. 13/16" - 16 Male ORFS x 3/4" - 16 Male ORB
4	892-11010		4	ANILHA DE RETENÇÃO M10
5	814-10060		2	PARAFUSO Hex, M10 x 1.5 x 60mm, Cl 8.8
6	87454016		1	CILINDRO HIDRÁULICO Double Acting, 44.4mm Rod, 230.6mm Stroke
7	87454017		1	CILINDRO HIDRÁULICO Double Acting, 44.4mm Rod, 230.6mm Stroke
7	87454017R		1	REVISION CILINDRO HD 580N LOADER BACKHOE (BRAZIL), CYLINDER, LOADER BUCKET 4-IN-1 (1/12-)
7	87454017C		1	CILINDRO HIDRAULICO Return Number
8	84218880		1	CONECTOR T MACHO-FEM 13/16" - 16 ORFS x 13/16" - 16 ORFS x 9/16" - 18 ORB
9	D51392		2	PERNO 31.72mm OD x 101.6mm L
10	D51393		2	PERNO 31.72mm OD x 152.4mm L
11	201-316		2	COTOVELO 45 Degree Elbow, 1" - 14 Male ORFS x 7/8" - 14 Male ORB
12	R46493		2	ESPAÇADOR 0.406" ID x 0.625" OD x 0.850" Thk
13	201-411		1	TÊ 13/16"-16 ORFS x 13/16"-16 Sw Br
14	388848A1		1	PROTECÇÃO
15	892-11008		2	ANILHA DE RETENÇÃO 8mm ID
16	614-8025		2	PARAFUSO Hex, M8 x 1.25 x 25mm, Cl 8.8, Full Thd
17	515-25254		2	BRAÇADEIRA 1", Insul, 1/2" Bolt
18	895-11010		5	ANILHA 11mm ID x 20mm OD x 2mm Thk
19	832-10410		5	PORCA M10 x 1.5, Cl 8
20	D143846		2	BRAÇADEIRA
21	614-10040		2	PARAFUSO Hex, M10 x 1.5 x 40mm, Cl 8.8, Full Thd
22	814-10090		2	PARAFUSO Hex, M10 x 1.5 x 90mm, Cl 8.8
23	321-1708		1	DECAL

35.701.02	01	p2	1/2017

SISTEMA HIDRÁULICO - CILINDRO, CAÇAMBA DA CARREGADEIRA 4 EM 1

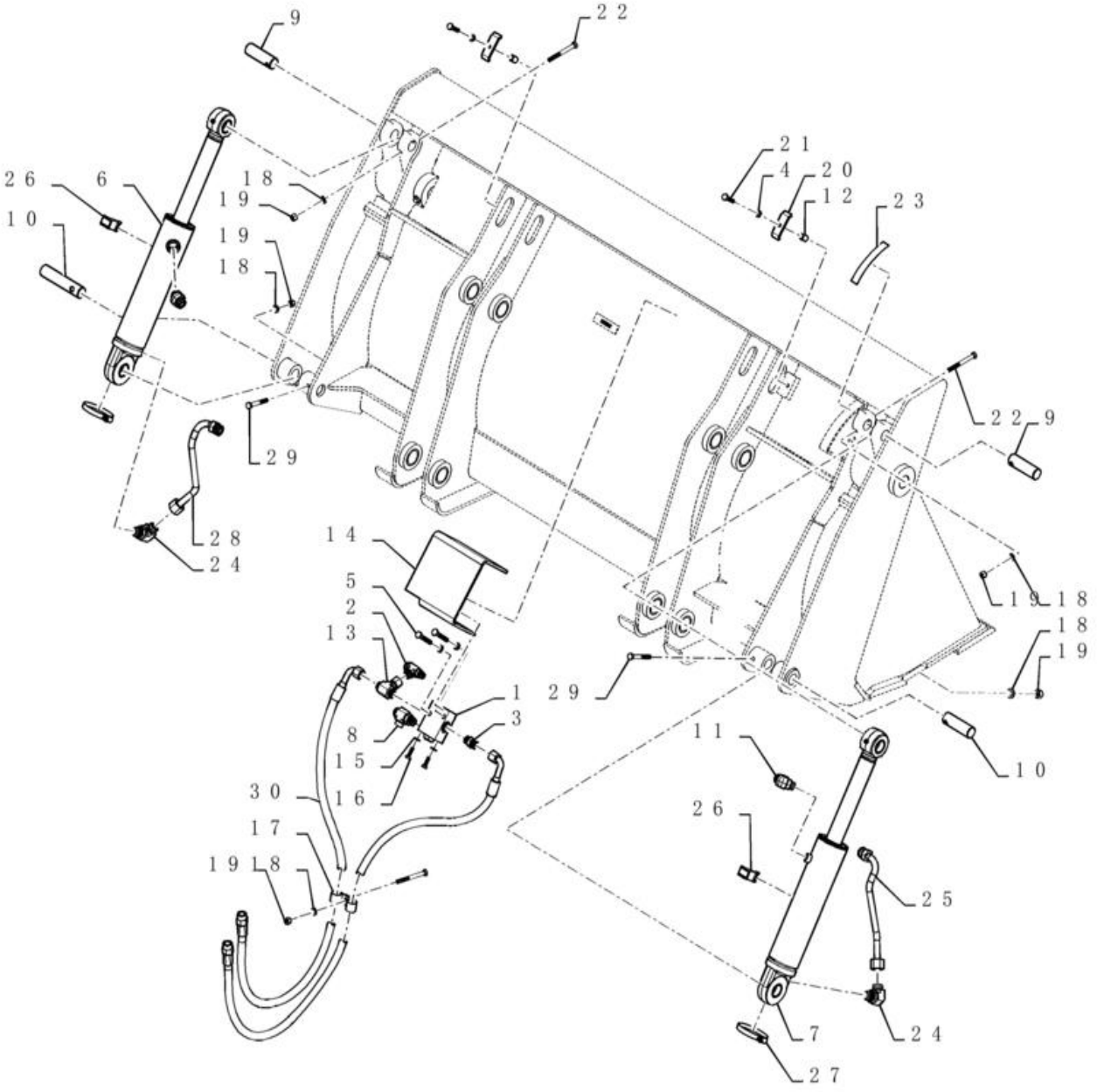

SISTEMA HIDRÁULICO - CILINDRO, CAÇAMBA DA CARREGADEIRA 4 EM 1

REF FN	PART NUMBER	YR/SN	QTY	DESCRIPTION
24	201-306		2	COTOVELO 90 90 Degree Elbow, 1" - 14 Male ORFS x 7/8" - 14 Male ORB
25	84219829		1	TUBAGEM HIDRÁULICO
26	D38648		2	BLOCO
27	214-1464		2	BRACADEIRA MANGUEIRA #64, 3.56" - 4.5", Type F Worm
28	84219830		1	TUBAGEM HIDRÁULICO
29	814-10080		2	PARAFUSO Hex, M10 x 1.5 x 80mm, Cl 8.8
30	84272032		2	MANGUEIRA CONJUNTO 12.5mm ID x 1290mm L

35.701.02	02	p1	1/2017

SISTEMA HIDRÁULICO - CILINDRO, CAÇAMBA DA CARREGADEIRA 4 EM 1

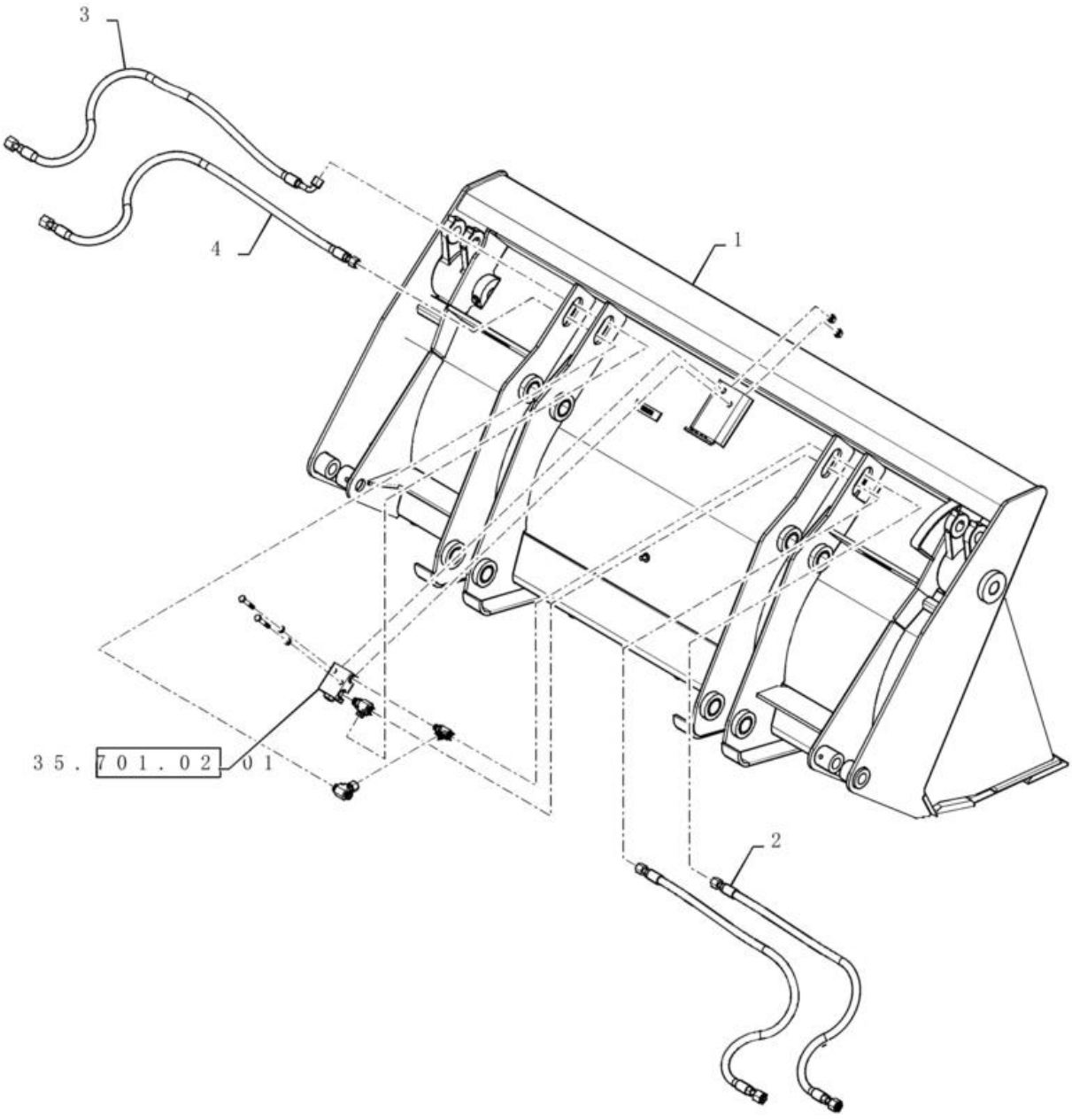

SISTEMA HIDRÁULICO - CILINDRO, CAÇAMBA DA CARREGADEIRA 4 EM 1

REF FN	PART NUMBER	YR/SN	QTY	DESCRIPTION
1	411668A1		1	BALDE 82" 4-in-1
2	84219839		2	MANGUEIRA CONJUNTO 12.5mm ID x 1152mm L
3	84219844		1	MANGUEIRA CONJUNTO 12.5mm ID x 1250mm L
4	84219846		1	MANGUEIRA CONJUNTO 12.5mm ID x 1283mm L

35.701.03	01	p1	1/2017

CILINDRO - CARREGADEIRA 4 EM 1

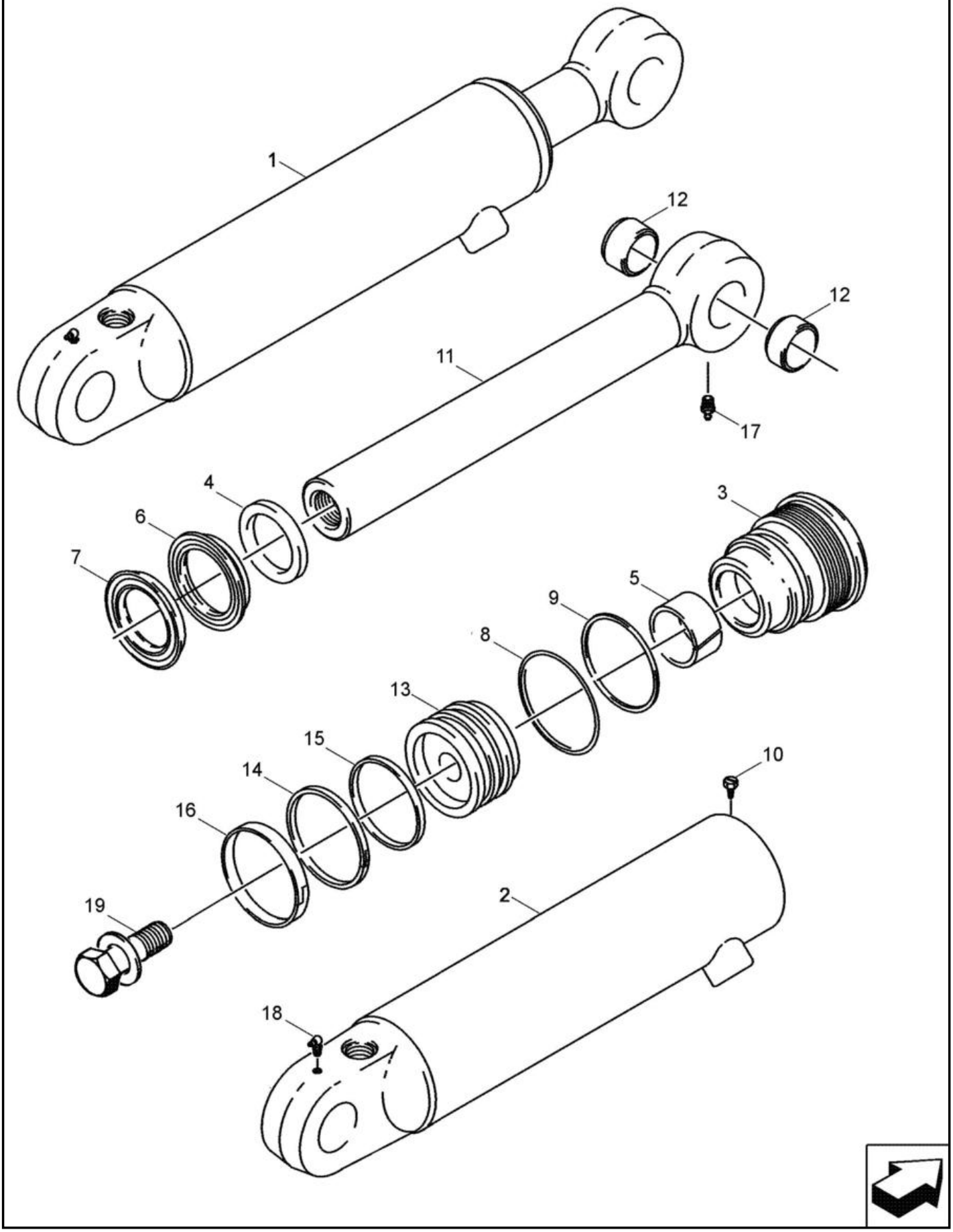

CILINDRO - CARREGADEIRA 4 EM 1

REF FN	PART NUMBER	YR/SN	QTY	DESCRIPTION
1	87454017		1	CILINDRO HIDRÁULICO Double Acting, 44.4mm Rod, 230.6mm Stroke 76 ID x 231 mm strk; RH; Incl. Ref 2 - 19
1	87454017R		1	REVISION CILINDRO HD 580N LOADER BACKHOE (BRAZIL), LOADER 4-IN-1, 76 ID x 231 mm strk, RH (1/12-)
1	87454017C		1	CILINDRO HIDRAULICO Return Number
1	87454016		1	CILINDRO HIDRÁULICO Double Acting, 44.4mm Rod, 230.6mm Stroke 76 ID x 231 mm strk; LH; Incl. Ref 2 - 19
2	87454907		1	CORPO DE CILINDRO RH; 87454017 Cylinder; Includes (2) 30634 Bushings; If Used
2	87454908		1	CORPO DE CILINDRO LH; 87454016 Cylinder; Includes (2) 30634 Bushings; If Used
3	297281A1		1	JUNTA
	1543267C1		1	KIT DE VEDANTE Incl 4 - 9, 14 - 16
4	D95143		1	JUNTA EASPADORRO 44.42mm ID x 57.17mm OD x 7.92mm Thk
5	G102425		1	CASQUILHO 44.45mm ID x 47.45mm OD x 25.1mm Thk
	1542875C1		1	KIT DE VEDANTE 44.4mm Rod Rod and Buffer; Incl 6,7; Not Serviced Separately; Order 1543267C1 Seal Kit
6	NSS		1	NO SE VENDE SEPARADO SEAL Rod; Order 1543267C1 Seal Kit
7	NSS		1	NO SE VENDE SEPARADO SEAL Buffer; Order 1543267C1 Seal Kit
8	238-5231		1	O-RING 0.139" Thk x 2.609" ID, -231, Cl 5, 75 Duro
9	G109298		1	ANEL 69.47mm ID x 75.57mm OD x 1.4mm Thk
10	86642312		1	PARAFUSO Hex, #8 - 32 x 3/8"
11	1346195C1		1	HASTE CILINDRO 44 mm (1-3/4 in) dia; Incl 12
12	30634		2	CASQUILHO 32.05mm ID x 38.18mm OD x 17.6mm L

35.701.03	01	p2	1/2017

CILINDRO - CARREGADEIRA 4 EM 1

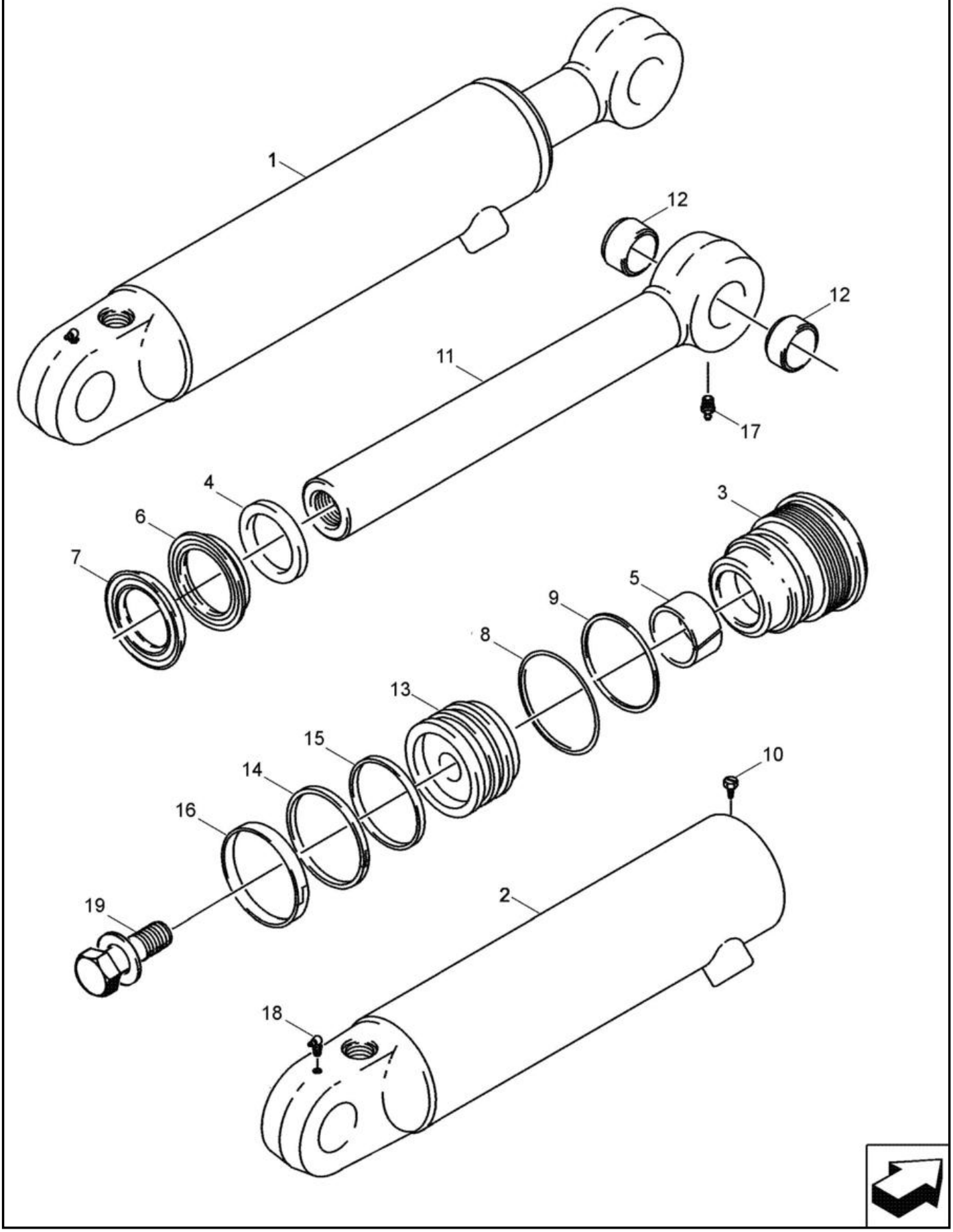

CILINDRO - CARREGADEIRA 4 EM 1

REF FN	PART NUMBER	YR/SN	QTY	DESCRIPTION
13	1340798C1		1	PISTÃO 76.2mm Bore, 44.4mm Rod, 37.85mm W
14	G102288		1	VEDANTE Locking, 71.71mm ID x 76.43mm OD x 6.96mm Thk
15	G100444		1	ANEL VEDADOR Square, 5.28mm Thk x 62.61mm ID
16	G100449		1	ANEL DE DESGASTE Split, 69.85mm ID x 76.2mm OD x 9.52mm Thk
17	219-1		1	COPO DE LUBRIFICAÇÃO 1/8" - 27 NPTF
18	219-55		1	COPO DE LUBRIFICAÇÃO 90 Degree Elbow, 1/8" - 27 NPTF
19	86982437		1	PARAFUSO Sems, Hex, 1" - 14 x 2.50" 1,0 x 2,5 in, Includes Washer

35.701.04	01	p1	1/2017

HIDRÁULICO - CARREGADEIRA 4 EM 1

A partir do Chassi

HIDRÁULICO - CARREGADEIRA 4 EM 1

REF FN	PART NUMBER	YR/SN	QTY	DESCRIPTION
1	84282570		1	TUBAGEM HIDRÁULICO 4-in-1 Bucket Aux. Port B
2	84282567		1	TUBAGEM HIDRÁULICO 4-in-1 Bucket Aux. Port A
3	D138055		4	BRAÇADEIRA
4	140028		4	ANILHA 10.2mm ID x 18.1mm OD x 2.2mm Thk
5	86500689		4	PORCA M10 x 1.5, Cl 10

35.701.06	01	p1	1/2017

SISTEMA HIDRÁULICO - CARREGADEIRA, 2 CARRETÉIS (COM COMANDOS PILOTADOS)

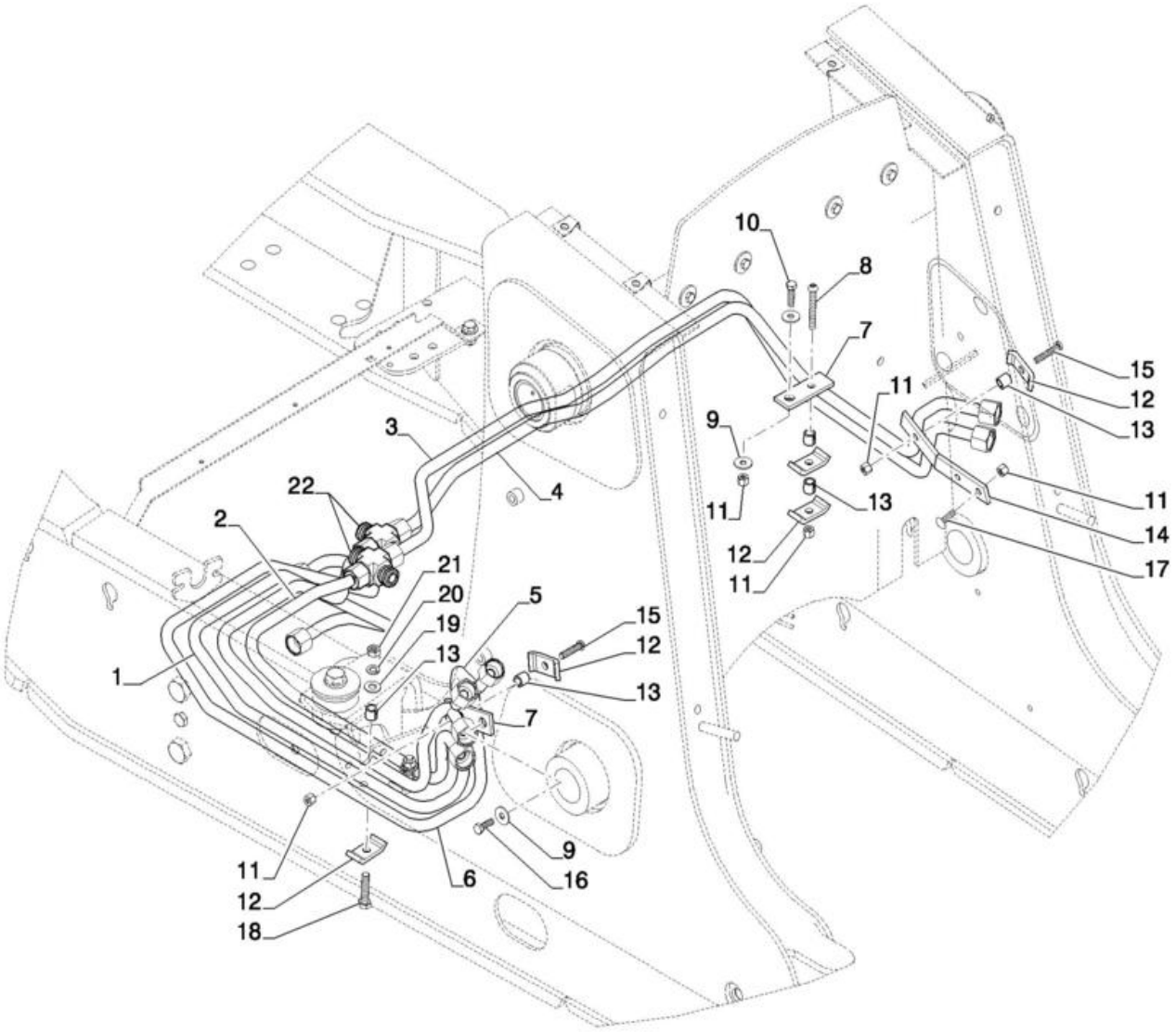

SISTEMA HIDRÁULICO - CARREGADEIRA, 2 CARRETÉIS (COM COMANDOS PILOTADOS)

REF FN	PART NUMBER	YR/SN	QTY	DESCRIPTION
1	84405560		1	TUBAGEM HIDRÁULICO
2	84405562		1	TUBAGEM HIDRÁULICO
3	84397079		1	TUBAGEM HIDRÁULICO
4	84350095		1	TUBAGEM HIDRÁULICO
5	84294676		1	TUBO RÍGIDO
6	84294679		1	TUBO RÍGIDO
7	84293019		2	SUPORTE
8	300510		1	PARAFUSO Hex, M8 x 65mm, Cl 8.8
9	12645031		3	ANILHA 8.45mm ID x 21mm OD x 3mm Thk
10	43128		1	PARAFUSO M8 x 1.25 x 30mm, Cl 8.8
11	16104121		5	PORCA M8 x 1.25, Cl 10
12	D138055		6	BRAÇADEIRA
13	120303A1		6	ESPAÇADOR 11mm ID x 15.82mm OD x 15mm Thk
14	84293020		1	SUPORTE
15	43129		2	PARAFUSO Hex, M8 x 1.25 x 40mm, LH Thd, Cl 8.8
16	43127		1	PARAFUSO Hex, M8 x 1.25 x 25mm, Cl 8.8
17	308761		1	PARAFUSO M8 x 1.25 x 25mm, Cl 8.8
18	325829		2	PARAFUSO Hex, M10 x 1.5 x 45mm, Cl 8.8
19	87655046		2	ANILHA ESPECIAL 10.65mm ID x 23mm OD x 2.2mm Thk
20	140028		2	ANILHA 10.2mm ID x 18.1mm OD x 2.2mm Thk
21	86500689		2	PORCA M10 x 1.5, Cl 10
22	87338053		2	LIGAÇÃO DE 4 VIAS

35.701.06	02	p1	1/2017

SISTEMA HIDRÁULICO - CARREGADEIRA, 3 CARRETÉIS (COM COMANDOS PILOTADOS)

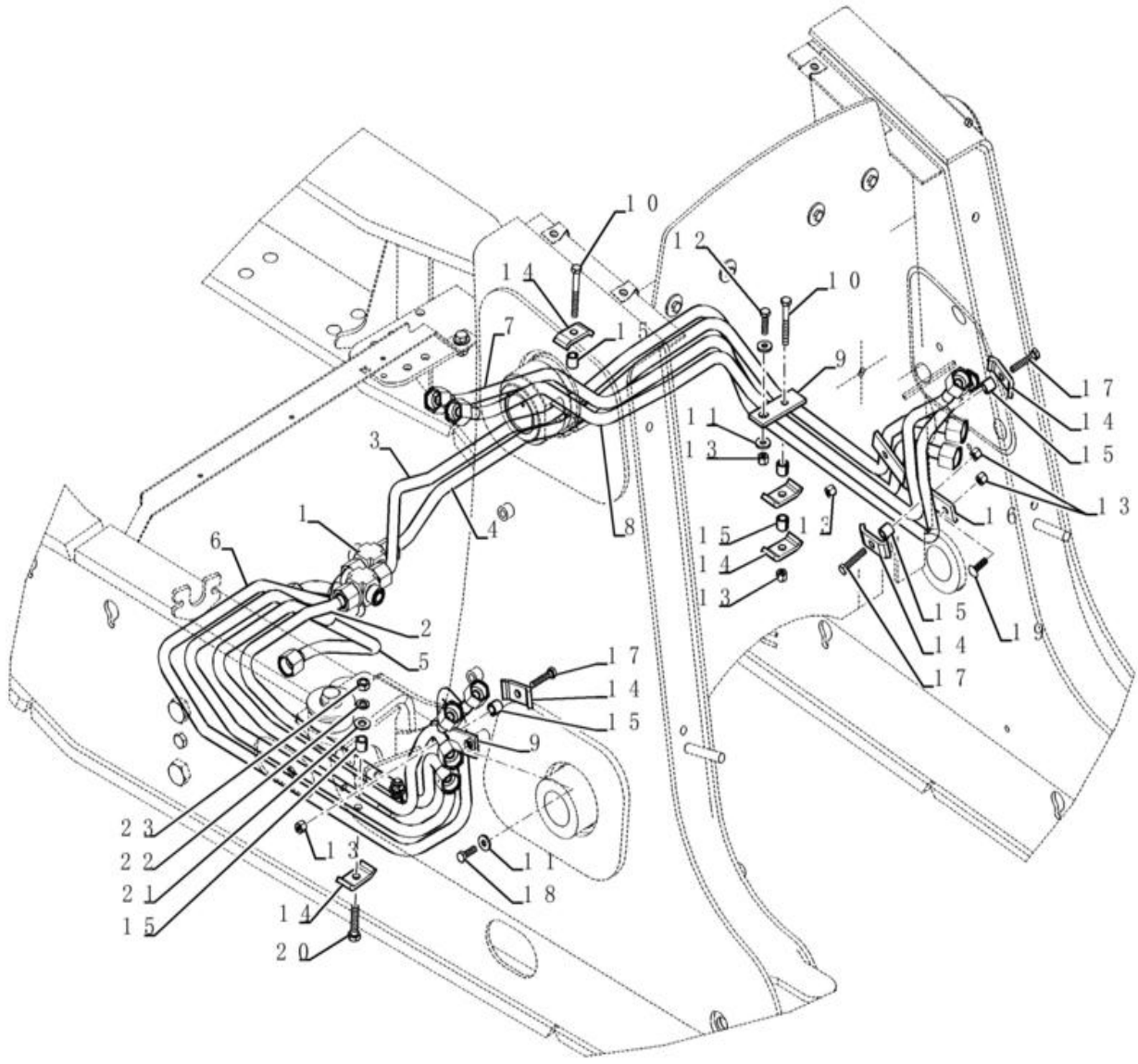

SISTEMA HIDRÁULICO - CARREGADEIRA, 3 CARRETÉIS (COM COMANDOS PILOTADOS)

REF FN	PART NUMBER	YR/SN	QTY	DESCRIPTION
1	84350086		1	TUBAGEM HIDRÁULICO
2	84350091		1	TUBAGEM HIDRÁULICO
3	84350093		1	TUBAGEM HIDRÁULICO
4	84350095		1	TUBAGEM HIDRÁULICO
5	84294676		1	TUBO RÍGIDO
6	84294679		1	TUBO RÍGIDO
7	84293011		1	TUBO
8	84293009		1	TUBO
9	84293019		2	SUPORTE
10	84292041		2	PARAFUSO ALLENA FLAN
11	87528983		3	ANILHA 8.4mm ID x 25mm OD x 2mm Thk
12	43128		1	PARAFUSO M8 x 1.25 x 30mm, Cl 8.8
13	16104121		7	PORCA M8 x 1.25, Cl 10
14	D138055		11	BRAÇADEIRA
15	120303A1		9	ESPAÇADOR 11mm ID x 15.82mm OD x 15mm Thk
16	84293020		1	SUPORTE
17	43129		3	PARAFUSO Hex, M8 x 1.25 x 40mm, LH Thd, Cl 8.8
18	43127		1	PARAFUSO Hex, M8 x 1.25 x 25mm, Cl 8.8
19	308761		1	PARAFUSO M8 x 1.25 x 25mm, Cl 8.8
20	325829		2	PARAFUSO Hex, M10 x 1.5 x 45mm, Cl 8.8
21	87655046		2	ANILHA ESPECIAL 10.65mm ID x 23mm OD x 2.2mm Thk
22	140028		2	ANILHA 10.2mm ID x 18.1mm OD x 2.2mm Thk
23	86500689		2	PORCA M10 x 1.5, Cl 10

35.701.06	03	p1	1/2017

SISTEMA HIDRÁULICO - CARREGADEIRA, 3 CARRETÉIS (COM COMANDOS PILOTADOS)

A partir do Chassi

SISTEMA HIDRÁULICO - CARREGADEIRA, 3 CARRETÉIS (COM COMANDOS PILOTADOS)

REF FN	PART NUMBER	YR/SN	QTY	DESCRIPTION
1	47536042		1	TUBAGEM HIDRÁULICO LH Lift Port B
2	47546968		1	TUBAGEM HIDRÁULICO LH Lift Port A
3	84405562		1	TUBAGEM HIDRÁULICO RH Lift Port A
4	84405560		1	TUBAGEM HIDRÁULICO RH Lift Port B
5	84293020		1	SUPORTE Loader Cross Tube Clamping
6	47536044		1	SUPORTE Loader Tube Clamping
7	D138055		4	BRAÇADEIRA
8	43129		1	PARAFUSO Hex, M8 x 1.25 x 40mm, LH Thd, Cl 8.8
9	300510		1	PARAFUSO Hex, M8 x 65mm, Cl 8.8
10	43128		1	PARAFUSO M8 x 1.25 x 30mm, Cl 8.8
11	16104121		4	PORCA M8 x 1.25, Cl 10
12	120303A1		4	ESPAÇADOR 11mm ID x 15.82mm OD x 15mm Thk
13	308761		1	PARAFUSO M8 x 1.25 x 25mm, Cl 8.8
14	12645031		2	ANILHA 8.45mm ID x 21mm OD x 3mm Thk
15	325829		1	PARAFUSO Hex, M10 x 1.5 x 45mm, Cl 8.8
16	87655046		1	ANILHA ESPECIAL 10.65mm ID x 23mm OD x 2.2mm Thk
17	140028		1	ANILHA 10.2mm ID x 18.1mm OD x 2.2mm Thk
18	86500689		1	PORCA M10 x 1.5, Cl 10

35.701.08	01	p1	1/2017

SISTEMA HIDRAULICO - VÁLVULA DA CARREGADEIRA, 3 CARRETÉIS (COMANDO PILOTADOS)

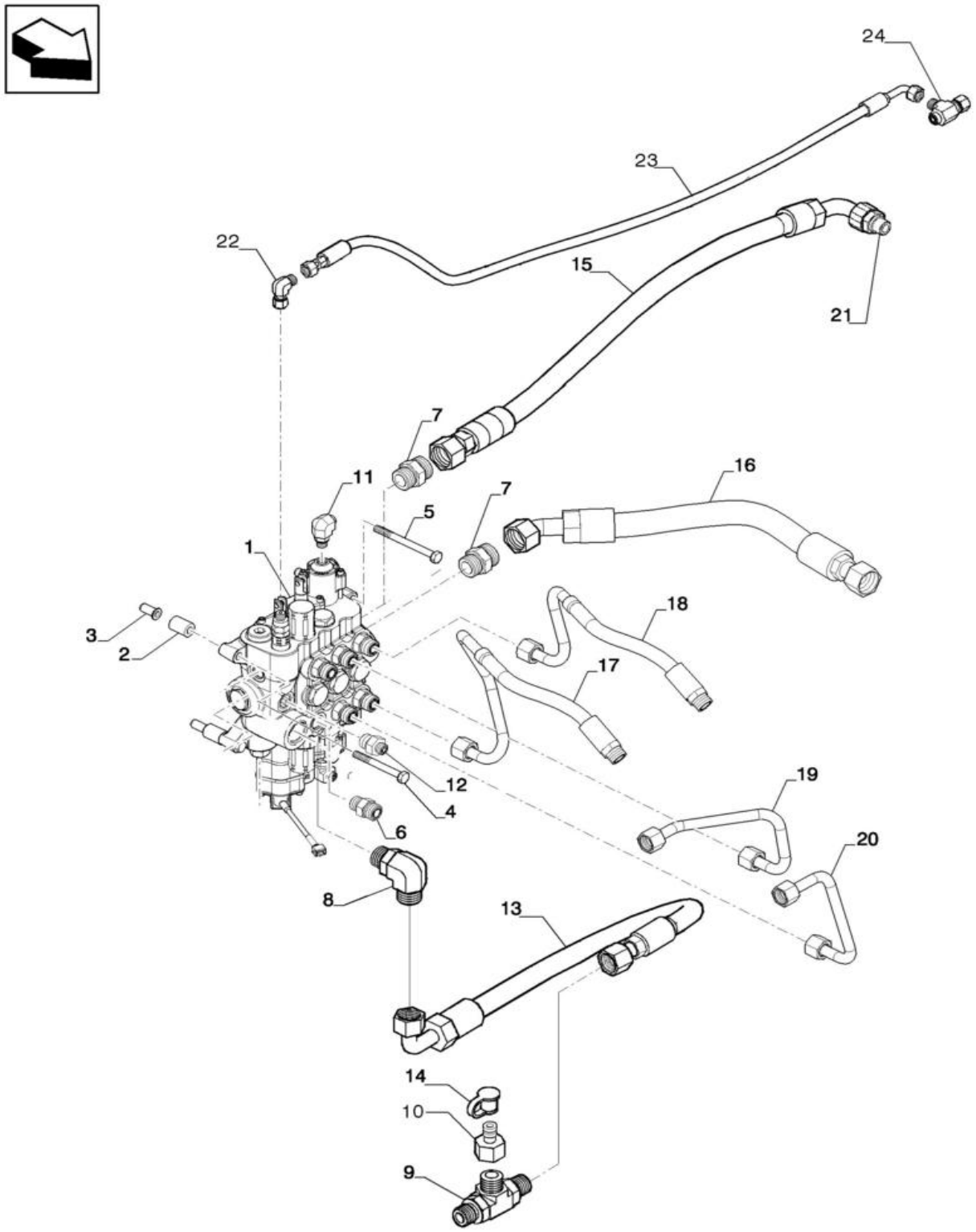

Até Chassi

SISTEMA HIDRAULICO - VÁLVULA DA CARREGADEIRA, 3 CARRETÉIS (COMANDO PILOTADOS)

REF FN	PART NUMBER	YR/SN	QTY	DESCRIPTION
1	84218281		1	VÁLVULA HIDRÁULICA
2	87417599		3	ESPAÇADOR 11mm ID x 22mm OD x 30mm Thk Loader Valve Mounting
3	87417721		3	CASQUILHO ROSCADO M10 x 1.5-6H x 29 L
4	814-10090		2	PARAFUSO Hex, M10 x 1.5 x 90mm, Cl 8.8
5	814-10110		1	PARAFUSO Hex, M10 x 1.5 x 110mm, Cl 8.8
6	9621483		6	CONECTOR HID. 1"-14 ORFS x 7/8"-14 ORB
7	9824055		3	CONECTOR HID. 1-7/16" - 12 ORFS x 1-5/16" - 12 ORB
8	9846848		1	COTOVELO 90 1-3/16"-12 ORFS x 1-1/16"-12 ORB
9	84238739		1	CONECTOR 1-3/16-12 ORFS x 1-1/16-12 ORB
10	84241474		1	ACOPLADOR PARA DIAGN
11	9840542		2	COTOVELO 90 Degree, 9/16"-18 x 9/16"-18, Adj, ORFS
12	84139327		1	CONECTOR HID.
13	84391232		1	MANGUEIRA CONJUNTO 16mm ID x 695mm L
14	H434163		1	TAMPA CONTRA POEIRAS
15	84468295		1	MANGUEIRA HIDRÁULICA 19mm ID x 1020mm L Steering Pilot
16	84278155		1	MANGUEIRA CONJUNTO 25mm ID x 640mm L
17	84293158		1	TUBO 4 in 1 Port B
18	84293160		1	TUBO 4 in 1 Port A
19	84293154		1	TUBO Loader Lift Port A
20	84294693		1	MANGUEIRA CONJUNTO Loader Lift Port B
21	87303844		1	CONECTOR HID. 1-7/16" - 12 ORFS x 1-1/16" - 12 ORB
22	84989411		1	COTOVELO 90 Degree, 9/16"-18 ORFS x 9/16"-18 Fem Sw
23	84413043		1	MANGUEIRA HIDRÁULICA 6.3mm ID x 1286mm L
24	84989848		1	TÊ 11/16" - 16 ORFS x 11/16" - 16 ORFS x 11/16" - 16 JIC

35.701.08	02	p1	1/2017

SISTEMA HIDRAULICO - VÁLVULA DA CARREGADEIRA, 3 CARRETÉIS (COMANDO PILOTADOS)

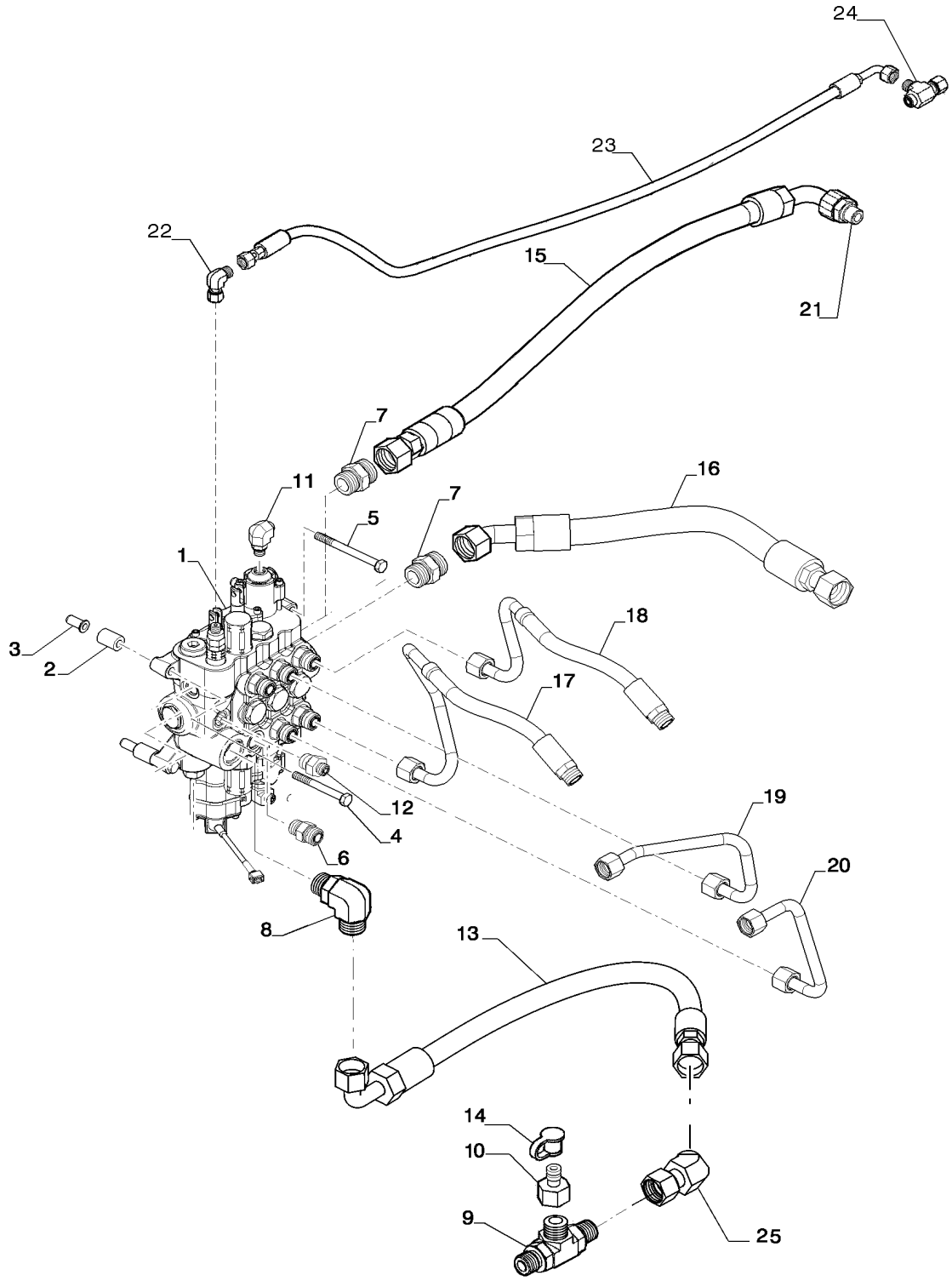

A partir do Chassi

SISTEMA HIDRAULICO - VÁLVULA DA CARREGADEIRA, 3 CARRETÉIS (COMANDO PILOTADOS)

REF FN	PART NUMBER	YR/SN	QTY	DESCRIPTION
1	47907470		1	VÁLVULA
2	87417599		3	ESPAÇADOR 11mm ID x 22mm OD x 30mm Thk Loader Valve Mounting
3	87417721		3	CASQUILHO ROSCADO M10 x 1.5-6H x 29 L
4	814-10090		2	PARAFUSO Hex, M10 x 1.5 x 90mm, Cl 8.8
5	814-10110		1	PARAFUSO Hex, M10 x 1.5 x 110mm, Cl 8.8
6	9621483		6	CONECTOR HID. 1"-14 ORFS x 7/8"-14 ORB
7	9824055		3	CONECTOR HID. 1-7/16" - 12 ORFS x 1-5/16" - 12 ORB
8	9846848		1	COTOVELO 90 1-3/16"-12 ORFS x 1-1/16"-12 ORB
9	87016915		1	TÊ 1-3/16"-12 ORFS x 13.9mm ORB
10	84241474		1	ACOPLADOR PARA DIAGN
11	9840542		2	COTOVELO 90 Degree, 9/16"-18 x 9/16"-18, Adj, ORFS
12	84139327		1	CONECTOR HID.
13	84391232		1	MANGUEIRA CONJUNTO 16mm ID x 695mm L
14	H434163		1	TAMPA CONTRA POEIRAS
15	84468295		1	MANGUEIRA HIDRÁULICA 19mm ID x 1020mm L Steering Pilot
16	48038828		1	MANGUEIRA HIDRÁULICA 25mm ID x 640mm L
17	84293158		1	TUBO 4 in 1 Port B
18	84293160		1	TUBO 4 in 1 Port A
19	84293154		1	TUBO Loader Lift Port A
20	84294693		1	MANGUEIRA CONJUNTO Loader Lift Port B
21	87303844		1	CONECTOR HID. 1-7/16" - 12 ORFS x 1-1/16" - 12 ORB
22	84989411		1	COTOVELO 90 Degree, 9/16"-18 ORFS x 9/16"-18 Fem Sw
23	84413043		1	MANGUEIRA HIDRÁULICA 6.3mm ID x 1286mm L
24	84989848		1	TÊ 11/16" - 16 ORFS x 11/16" - 16 ORFS x 11/16" - 16 JIC

35.701.08	02	p2	1/2017

SISTEMA HIDRAULICO - VÁLVULA DA CARREGADEIRA, 3 CARRETÉIS (COMANDO PILOTADOS)

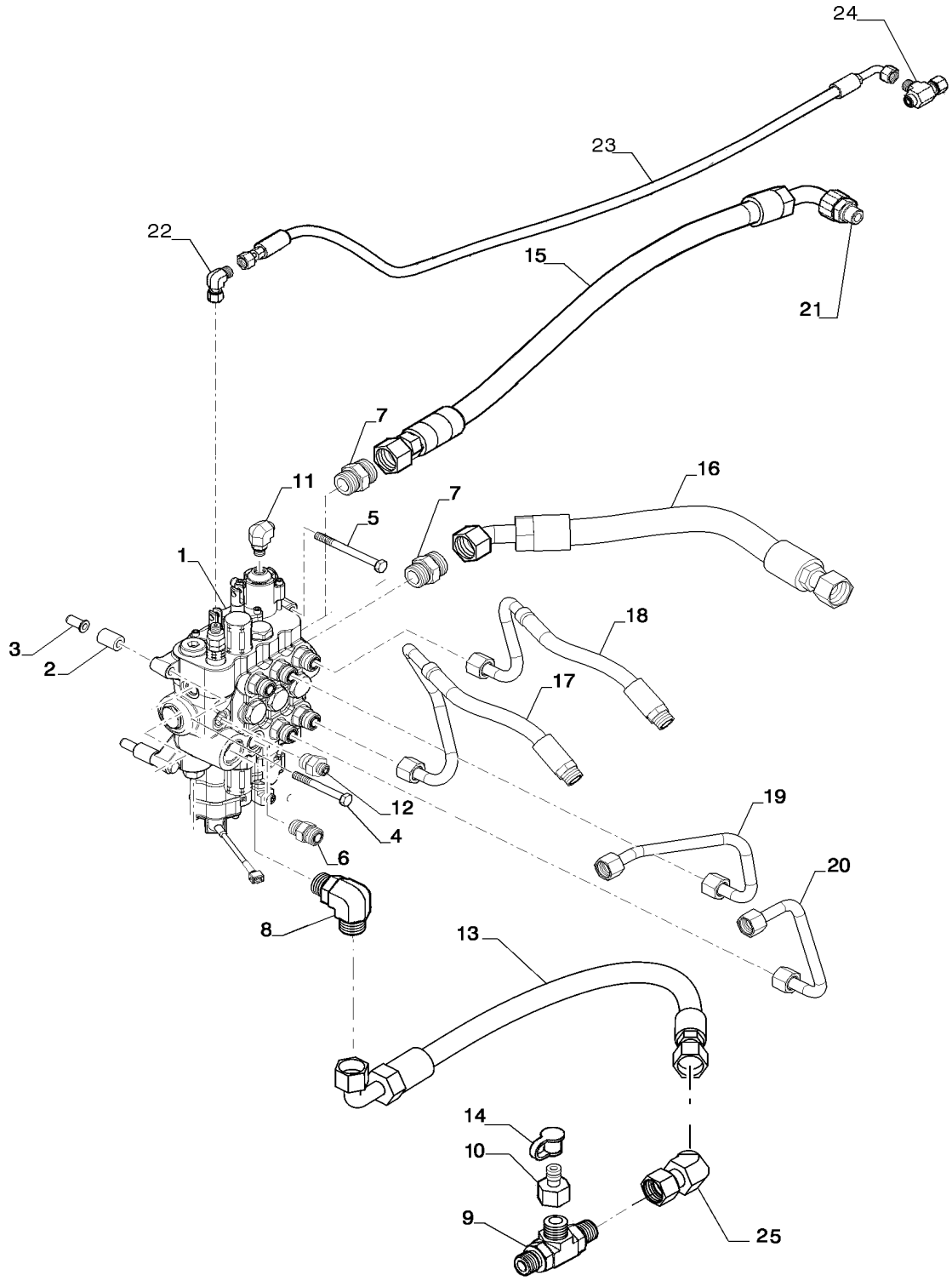

A partir do Chassi

SISTEMA HIDRAULICO - VÁLVULA DA CARREGADEIRA, 3 CARRETÉIS (COMANDO PILOTADOS)

REF FN	PART NUMBER	YR/SN	QTY	DESCRIPTION
25	84214051		1	COTOVELO 45 1-3/16"-12 ORFS x 14mm

35.701.11	01	p1	1/2017

SISTEMA HIDRÁULICO - CILINDRO LEVANTAMENTO CARREGADEIRA

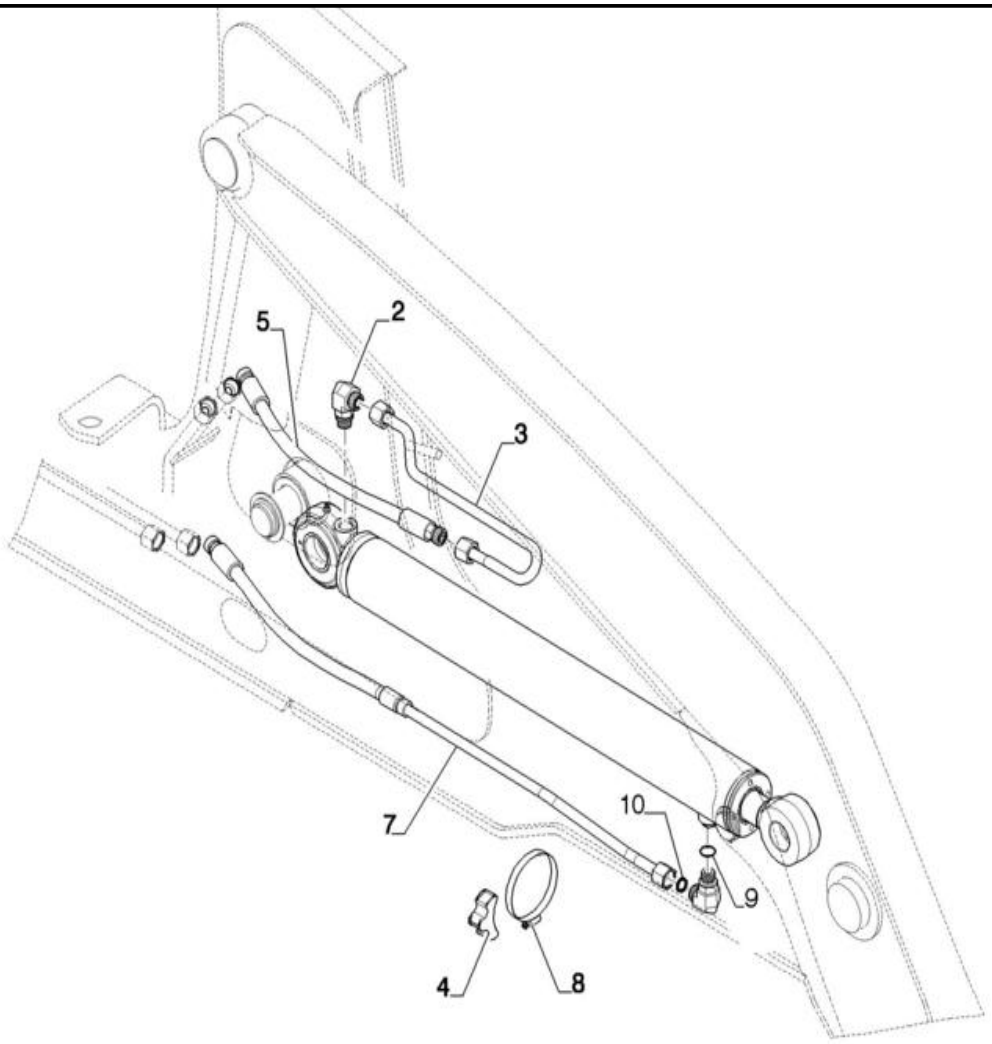

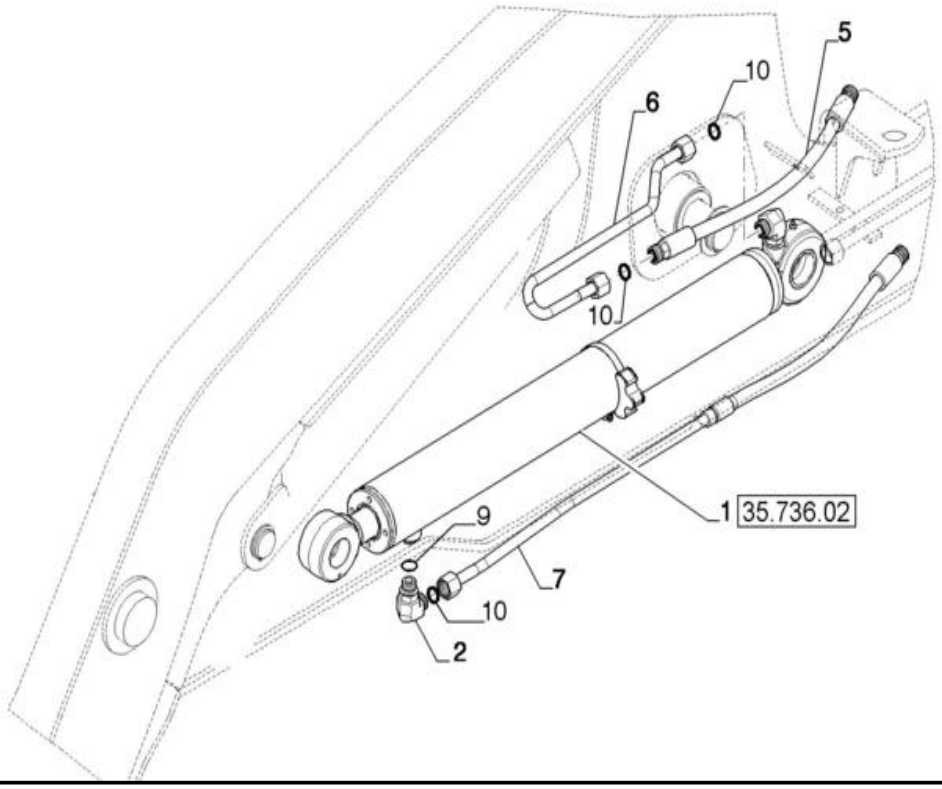

SISTEMA HIDRÁULICO - CILINDRO LEVANTAMENTO CARREGADEIRA

REF	FN	PART NUMBER	YR/SN	QTY	DESCRIPTION
1		84421597		2	CILINDRO LEVANTAMENT Double Acting, 44.4mm Rod, 733mm Stroke
2		201-306		4	COTOVELO 90 90 Degree Elbow, 1" - 14 Male ORFS x 7/8" - 14 Male ORB
3		84295697		1	TUBAGEM HIDRÁULICO
4		84296626		2	CORREIA DE FIXAÇÃO
5		84351615		2	MANGUEIRA CONJUNTO 12.5mm ID x 526mm L
6		84295087		1	TUBAGEM HIDRÁULICO
7		84294590		2	TUBAGEM HIDRÁULICO
8		214-1472		2	BRACADEIRA MANGUEIRA #72, 4.06" - 5", Type F Worm
9		237-6010		4	O-RING 0.097" Thk x 0.755" ID, -910, Cl 6, 90 Duro
10		9992069		10	O-RING 0.07" Thk x 0.614" ID, -16, Cl 6, 90 Duro

35.701.13	01	p1	1/2017

SISTEMA HIDRÁULICO - LEVANTAMENTO CARREGADEIRA

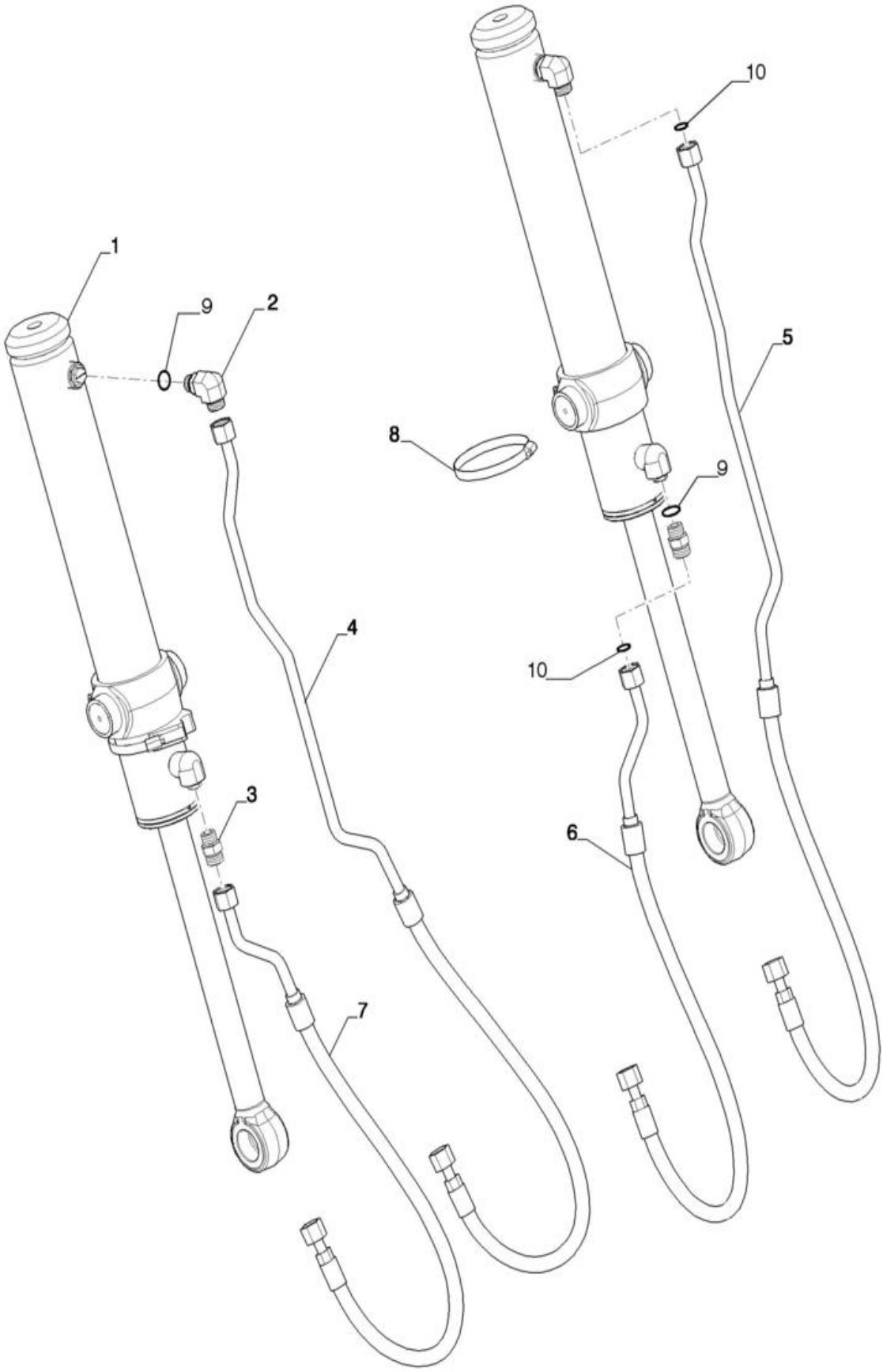

SISTEMA HIDRÁULICO - LEVANTAMENTO CARREGADEIRA

REF FN	PART NUMBER	YR/SN	QTY	DESCRIPTION
1	84421600		2	CILINDRO HIDRÁULICO Double Acting, 38.1mm Rod, 516.5mm Stroke
2	201-306		2	COTOVELO 90 90 Degree Elbow, 1" - 14 Male ORFS x 7/8" - 14 Male ORB
3	201-103		2	CONECTOR HID. 1" - 14 Male ORFS x 7/8" - 14 Male ORB
4	84307626		1	TUBAGEM HIDRÁULICO Right Hand Dump Port A
5	84307629		1	TUBAGEM HIDRÁULICO Left Hand Dump Port A
6	84307497		1	TUBAGEM HIDRÁULICO Left Hand Dump Lower
7	84307492		1	TUBAGEM HIDRÁULICO Right Hand Dump Lower
8	86625034		2	BRACADEIRA MANGUEIRA 90.4mm - 114.3mm, Worm Gear
9	237-6010		2	O-RING 0.097" Thk x 0.755" ID, -910, Cl 6, 90 Duro
10	9992069		4	O-RING 0.07" Thk x 0.614" ID, -16, Cl 6, 90 Duro

35.701.14	01	p1	1/2017

SISTEMA HIDRÁULICO - CARREGADEIRA

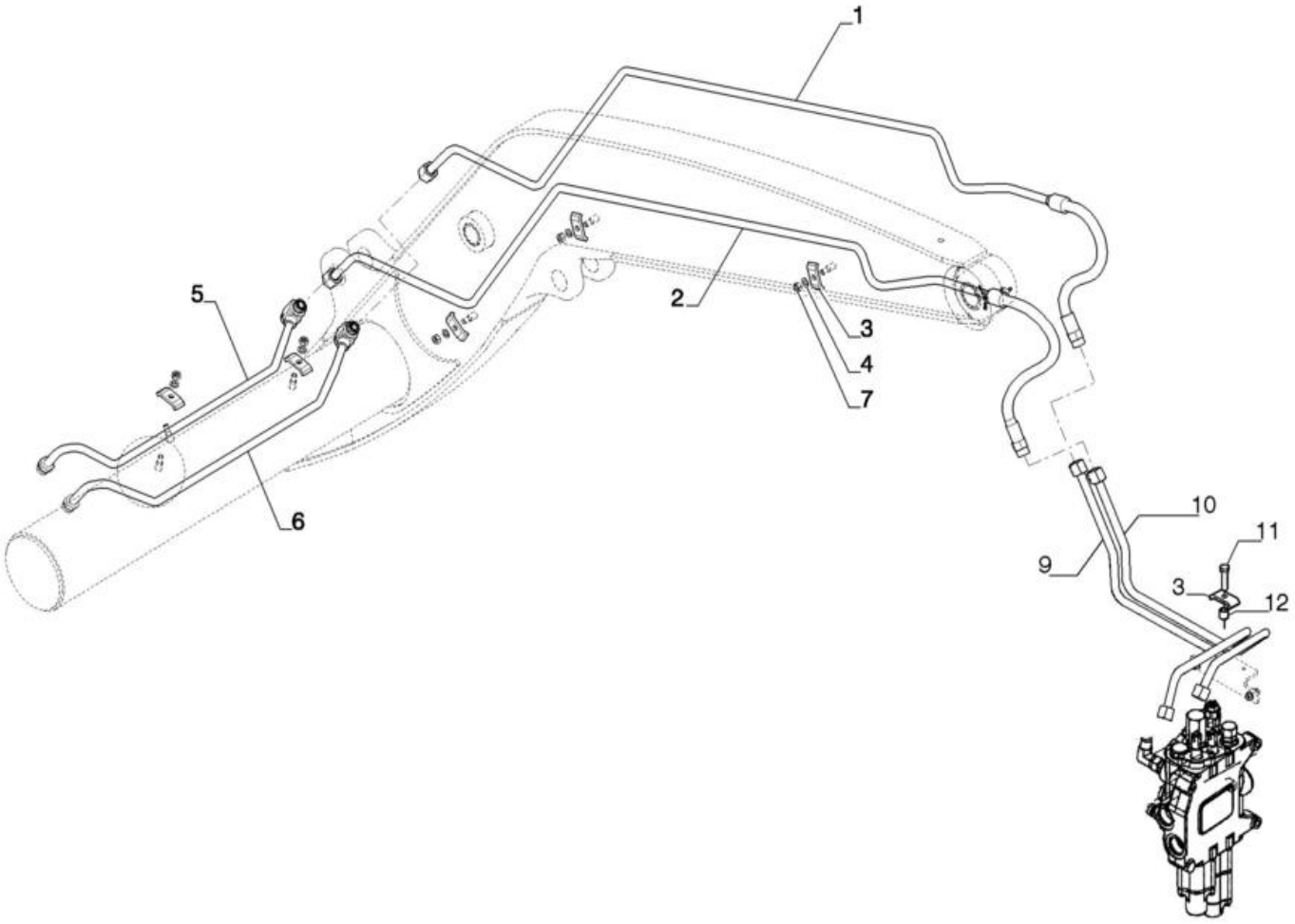

SISTEMA HIDRÁULICO - CARREGADEIRA

REF FN	PART NUMBER	YR/SN	QTY	DESCRIPTION
1	84297406		1	TUBAGEM HIDRÁULICO
2	84297407		1	TUBAGEM HIDRÁULICO
3	D138055		5	BRAÇADEIRA
4	140028		5	ANILHA 10.2mm ID x 18.1mm OD x 2.2mm Thk
5	84240490		1	TUBO
6	84240497		1	TUBO
7	86500689		5	PORCA M10 x 1.5, Cl 10
8	84254679		2	TÊ 5/8" ORFS x 5/8" ORB
9	87421918		1	MANGUEIRA HIDRÁULICA
10	87421920		1	MANGUEIRA HIDRÁULICA
11	614-10040		2	PARAFUSO Hex, M10 x 1.5 x 40mm, Cl 8.8, Full Thd
12	120303A1		2	ESPAÇADOR 11mm ID x 15.82mm OD x 15mm Thk

35.701.15	01	p1	1/2017

SISTEMA HIDRÁULICO - CARREGADEIRA, 2 CARRETÉIS (COM COMANDOS PILOTADOS)

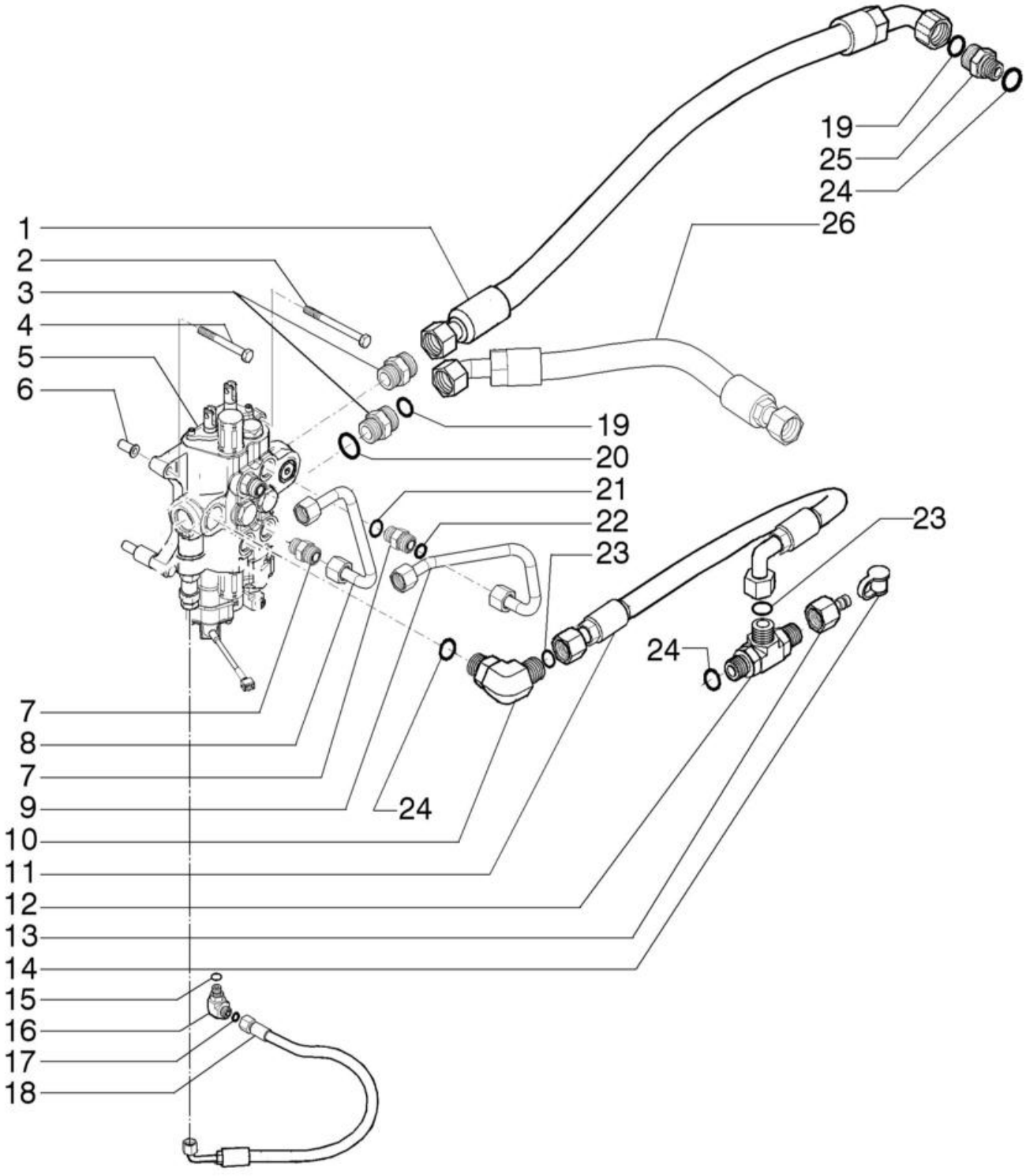

SISTEMA HIDRÁULICO - CARREGADEIRA, 2 CARRETÉIS (COM COMANDOS PILOTADOS)

REF FN	PART NUMBER	YR/SN	QTY	DESCRIPTION
1	84468286		1	MANGUEIRA HIDRÁULICA 19mm ID x 1040mm L
2	814-10110		1	PARAFUSO Hex, M10 x 1.5 x 110mm, Cl 8.8
3	9824055		2	CONECTOR HID. 1-7/16" - 12 ORFS x 1-5/16" - 12 ORB
4	814-10090		2	PARAFUSO Hex, M10 x 1.5 x 90mm, Cl 8.8
5	84218265		1	VÁLVULA 2 Spools
6	87417721		3	CASQUILHO ROSCADO M10 x 1.5-6H x 29 L
7	9621483		4	CONECTOR HID. 1"-14 ORFS x 7/8"-14 ORB
8	84294693		1	MANGUEIRA CONJUNTO
9	84293154		1	TUBO
10	9846848		1	COTOVELO 90 1-3/16"-12 ORFS x 1-1/16"-12 ORB
11	84335369		1	MANGUEIRA CONJUNTO 16mm ID x 635mm L
12	84238739		1	CONECTOR 1-3/16-12 ORFS x 1-1/16-12 ORB
13	84241474		1	ACOPLADOR PARA DIAGN
14	H434163		1	TAMPA CONTRA POEIRAS
15	9617873		1	O-RING 0.078" Thk x 0.468" ID, -906, Cl 6, 90 Duro
16	9840542		1	COTOVELO 90 Degree, 9/16"-18 x 9/16"-18, Adj, ORFS
17	9825770		1	O-RING 0.07" Thk x 0.301" ID, -11, Cl 6, 90 Duro
18	84256410		1	MANGUEIRA CONJUNTO 6.3mm ID x 488mm L
19	9824050		3	O-RING 0.07" Thk x 0.926" ID, -21, Cl 6, 90 Duro
20	167268		2	O-RING 0.116" Thk x 1.171" ID, -916, Cl 6, 90 Duro
21	167269		2	O-RING 0.097" Thk x 0.755" ID, -910, Cl 6, 90 Duro
22	9992069		2	O-RING 0.07" Thk x 0.614" ID, -16, Cl 6, 90 Duro

35.701.15	01	p2	1/2017

SISTEMA HIDRÁULICO - CARREGADEIRA, 2 CARRETÉIS (COM COMANDOS PILOTADOS)

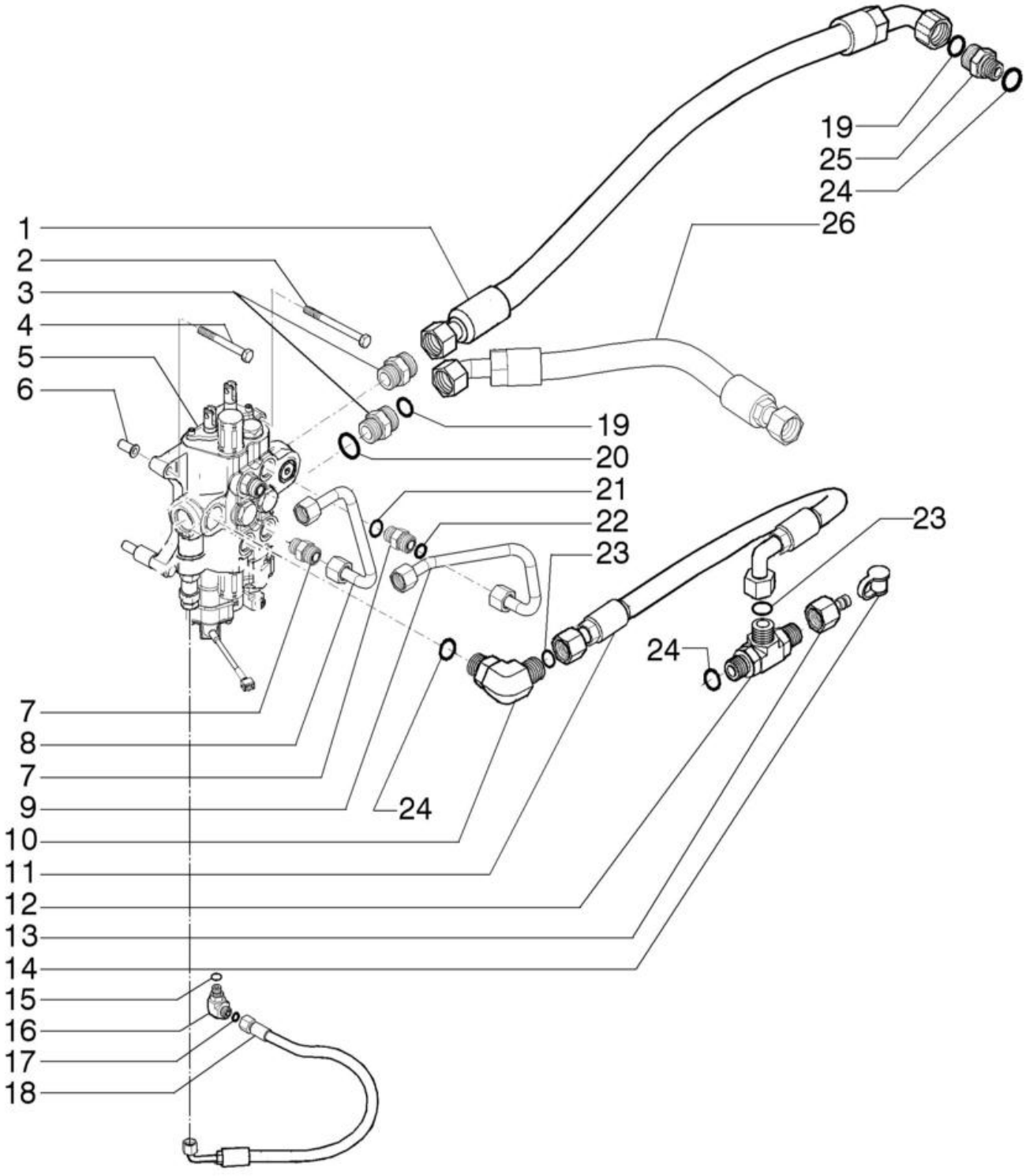

SISTEMA HIDRÁULICO - CARREGADEIRA, 2 CARRETÉIS (COM COMANDOS PILOTADOS)

REF FN	PART NUMBER	YR/SN	QTY	DESCRIPTION
23	9991976		2	O-RING 0.07" Thk x 0.739" ID, -18, Cl 6, 90 Duro
24	167266		3	O-RING 0.116" Thk x 0.924" ID, -912, Cl 6, 90 Duro
25	87303844		1	CONECTOR HID. 1-7/16" - 12 ORFS x 1-1/16" - 12 ORB
26	84278155		1	MANGUEIRA CONJUNTO 25mm ID x 640mm L

35.701.16	01	p1	1/2017

SISTEMA HIDRÁULICO - CARREGADEIRA, 2 CARRETÉIS (SEM COMANDOS PILOTADOS)

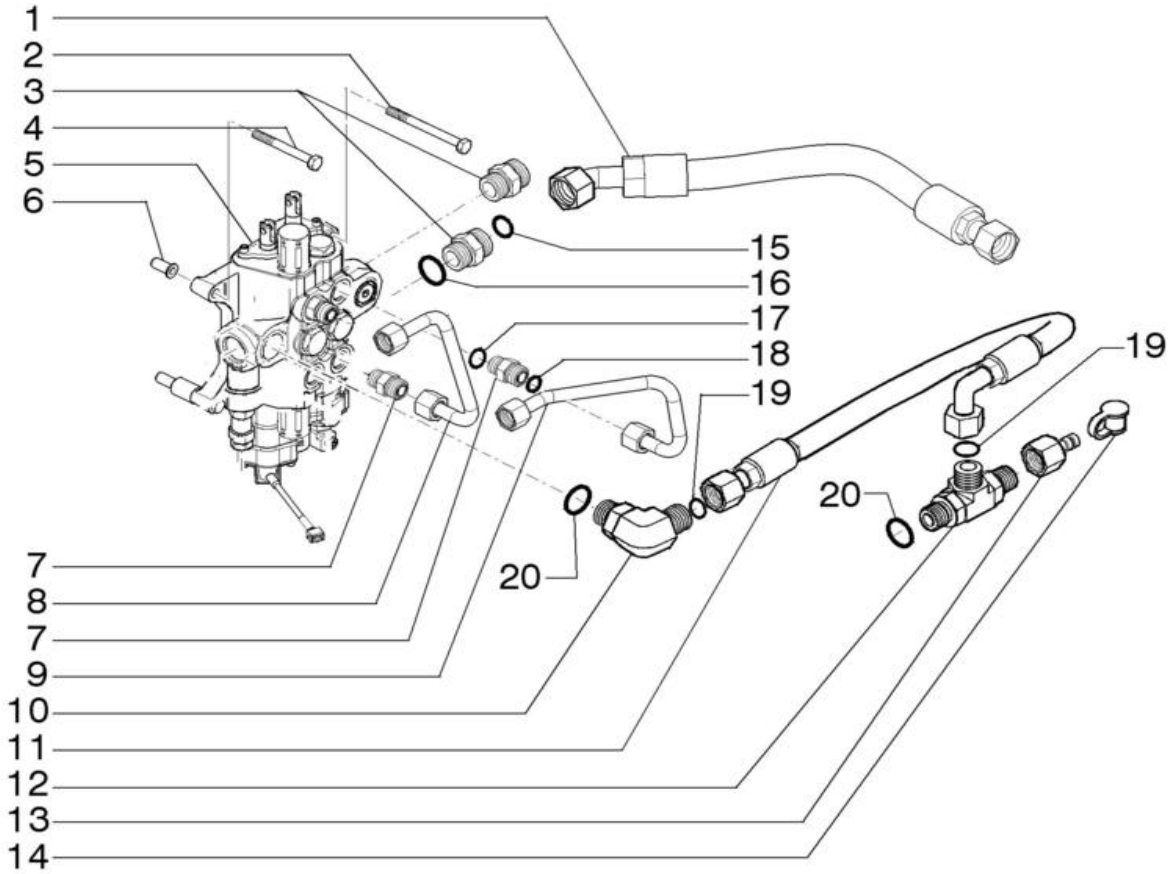

Motor Aspirado

SISTEMA HIDRÁULICO - CARREGADEIRA, 2 CARRETÉIS (SEM COMANDOS PILOTADOS)

REF FN	PART NUMBER	YR/SN	QTY	DESCRIPTION
1	84278155		1	MANGUEIRA CONJUNTO 25mm ID x 640mm L
2	814-10110		1	PARAFUSO Hex, M10 x 1.5 x 110mm, Cl 8.8
3	9824055		2	CONECTOR HID. 1-7/16" - 12 ORFS x 1-5/16" - 12 ORB
4	814-10090		2	PARAFUSO Hex, M10 x 1.5 x 90mm, Cl 8.8
5	84539366		1	VÁLVULA DE CONTROLO 2 Spools
6	87417721		3	CASQUILHO ROSCADO M10 x 1.5-6H x 29 L
7	9621483		4	CONECTOR HID. 1"-14 ORFS x 7/8"-14 ORB
8	84294693		1	MANGUEIRA CONJUNTO
9	84293154		1	TUBO
10	9846848		1	COTOVELO 90 1-3/16"-12 ORFS x 1-1/16"-12 ORB
11	84335369		1	MANGUEIRA CONJUNTO 16mm ID x 635mm L
12	84238739		1	CONECTOR 1-3/16-12 ORFS x 1-1/16-12 ORB
13	84241474		1	ACOPLADOR PARA DIAGN
14	H434163		1	TAMPA CONTRA POEIRAS
15	9824050		2	O-RING 0.07" Thk x 0.926" ID, -21, Cl 6, 90 Duro
16	167268		2	O-RING 0.116" Thk x 1.171" ID, -916, Cl 6, 90 Duro
17	167269		4	O-RING 0.097" Thk x 0.755" ID, -910, Cl 6, 90 Duro
18	9992069		4	O-RING 0.07" Thk x 0.614" ID, -16, Cl 6, 90 Duro
19	9991976		2	O-RING 0.07" Thk x 0.739" ID, -18, Cl 6, 90 Duro
20	167266		2	O-RING 0.116" Thk x 0.924" ID, -912, Cl 6, 90 Duro

580N-RETRO-CARREGADORA (BRASIL)

35.701.16	02	p1	1/2017

SISTEMA HIDRÁULICO - CARREGADEIRA, 2 CARRETÉIS (SEM COMANDOS PILOTADOS)

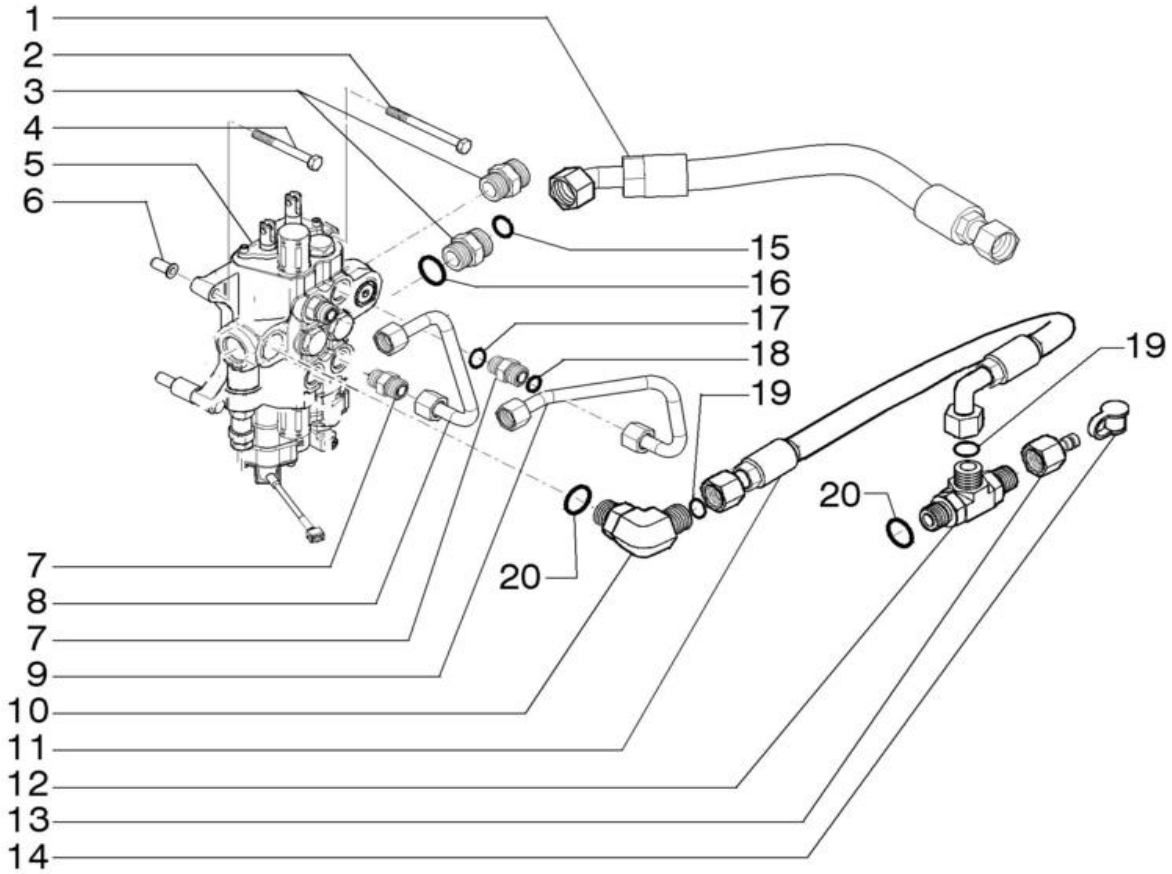

Motor Turbo

SISTEMA HIDRÁULICO - CARREGADEIRA, 2 CARRETÉIS (SEM COMANDOS PILOTADOS)

REF FN	PART NUMBER	YR/SN	QTY	DESCRIPTION
1	84278155		1	MANGUEIRA CONJUNTO 25mm ID x 640mm L
2	814-10110		1	PARAFUSO Hex, M10 x 1.5 x 110mm, Cl 8.8
3	9824055		2	CONECTOR HID. 1-7/16" - 12 ORFS x 1-5/16" - 12 ORB
4	814-10090		2	PARAFUSO Hex, M10 x 1.5 x 90mm, Cl 8.8
5	84233911		1	VÁLVULA 2 Spools
6	87417721		3	CASQUILHO ROSCADO M10 x 1.5-6H x 29 L
7	9621483		4	CONECTOR HID. 1"-14 ORFS x 7/8"-14 ORB
8	84294693		1	MANGUEIRA CONJUNTO
9	84293154		1	TUBO
10	9846848		1	COTOVELO 90 1-3/16"-12 ORFS x 1-1/16"-12 ORB
11	84335369		1	MANGUEIRA CONJUNTO 16mm ID x 635mm L
12	84238739		1	CONECTOR 1-3/16-12 ORFS x 1-1/16-12 ORB
13	84241474		1	ACOPLADOR PARA DIAGN
14	H434163		1	TAMPA CONTRA POEIRAS
15	9824050		2	O-RING 0.07" Thk x 0.926" ID, -21, Cl 6, 90 Duro
16	167268		2	O-RING 0.116" Thk x 1.171" ID, -916, Cl 6, 90 Duro
17	167269		4	O-RING 0.097" Thk x 0.755" ID, -910, Cl 6, 90 Duro
18	9992069		4	O-RING 0.07" Thk x 0.614" ID, -16, Cl 6, 90 Duro
19	9991976		2	O-RING 0.07" Thk x 0.739" ID, -18, Cl 6, 90 Duro
20	167266		2	O-RING 0.116" Thk x 0.924" ID, -912, Cl 6, 90 Duro

35.701.17	01	p1	1/2017

SISTEMA HIDRÁULICO, CONTROLE SUSPENSÃO

A partir do chassi

SISTEMA HIDRÁULICO, CONTROLE SUSPENSÃO

REF	FN	PART NUMBER	YR/SN	QTY	DESCRIPTION
1		448284A1		1	ACUMULADOR 275 Bar
2		A13240		2	BRAÇADEIRA 2-5/8" ID
3		47442464		1	SUPORTE
4		614-10040		2	PARAFUSO Hex, M10 x 1.5 x 40mm, Cl 8.8, Full Thd
5		87655046		2	ANILHA ESPECIAL 10.65mm ID x 23mm OD x 2.2mm Thk
6		238-5011		2	O-RING 0.07" Thk x 0.301" ID, -11, Cl 5, 75 Duro
7		87423067		2	ESPAÇADOR 11mm ID x 40mm OD x 8mm L
8		87417721		2	CASQUILHO ROSCADO M10 x 1.5-6H x 29 L
9		L18331		1	BRAÇADEIRA DE CABO 375.9mm L, Nylon

35.701.17	02	p1	1/2017

SISTEMA HIDRÁULICO, CONTROLE SUSPENSÃO

A partir do chassi

SISTEMA HIDRÁULICO, CONTROLE SUSPENSÃO

REF	FN	PART NUMBER	YR/SN	QTY	DESCRIPTION
1		47473494		1	MANGUEIRA HIDRÁULICA 12.5mm ID x 341.8mm L, SAE 100R16 Type S Ride Control P2 Port
2		84290490		1	TUBAGEM HIDRÁULICO
3		9992069		8	O-RING 0.07" Thk x 0.614" ID, -16, Cl 6, 90 Duro
4		201-115		1	CONECTOR HID. 1" - 14 Male ORFS x 3/4" - 16 Male ORB ASSY, Incl 5, 6 (Qty 1), 7 (Qty 1)
5		NSS		1	NO SE VENDE SEPARADO Conector, Incl in 4
6		237-6008		2	O-RING 0.087" Thk x 0.644" ID, -908, Cl 6, 90 Duro
7		238-6016		2	O-RING 0.07" Thk x 0.614" ID, -16, Cl 6, 90 Duro
8		NSS		1	NO SE VENDE SEPARADO Cotovelo, Incl in 9
9		201-343		1	COTOVELO 90 Degree Elbow, 1" - 14 Male ORFS x 3/4" - 16 Male ORB ASSY, Incl 6 (Qty 1), 7 (Qty 1), 8
10		87338053		2	LIGAÇÃO DE 4 VIAS ASSY, Incl 3, 11
11		NSS		2	NO SE VENDE SEPARADO Conector, Incl in 10

35.701.17	03	p1	1/2017

SISTEMA HIDRÁULICO, CONTROLE SUSPENSÃO

A partir do chassi

SISTEMA HIDRÁULICO, CONTROLE SUSPENSÃO

REF	FN	PART NUMBER	YR/SN	QTY	DESCRIPTION
1		84348784		1	VÁLVULA DE SOLENÓIDE ASSY, Ride Control, Incl 2 - 5
2		NSS		1	NO SE VENDE SEPARADO Corpo, Incl in 1
3		9970384		2	PORCA COM OLHAL
4		84478803		2	BOBINA
5		84519540		2	VÁLVULA DE SOLENÓIDE
6		814-10080		1	PARAFUSO Hex, M10 x 1.5 x 80mm, Cl 8.8
7		87655046		1	ANILHA ESPECIAL 10.65mm ID x 23mm OD x 2.2mm Thk

35.701.17	04	p1	1/2017

SISTEMA HIDRÁULICO, CONTROLE SUSPENSÃO

A partir do chassi

SISTEMA HIDRÁULICO, CONTROLE SUSPENSÃO

REF	FN	PART NUMBER	YR/SN	QTY	DESCRIPTION
1		84232491		1	TUBAGEM HIDRÁULICO Ride Control Valve to Accumulator
2		201-343		1	COTOVELO 90 Degree Elbow, 1" - 14 Male ORFS x 3/4" - 16 Male ORB ASSY, Incl 3, 4, 8
3		NSS		1	NO SE VENDE SEPARADO Cotovelo, Incl in 2
4		237-6008		1	O-RING 0.087" Thk x 0.644" ID, -908, Cl 6, 90 Duro
5		201-312		1	COTOVELO 90 Degree Elbow, 1" - 14 Male ORFS x 9/16" - 18 Male ORB ASSY, Incl 6 - 8
6		NSS		1	NO SE VENDE SEPARADO Cotovelo, Incl in 5
7		237-6006		1	O-RING 0.078" Thk x 0.468" ID, -906, Cl 6, 90 Duro
8		238-6016		2	O-RING 0.07" Thk x 0.614" ID, -16, Cl 6, 90 Duro

35.701.17	05	p1	1/2017

SISTEMA HIDRÁULICO, CONTROLE SUSPENSÃO

A partir do chassi

SISTEMA HIDRÁULICO, CONTROLE SUSPENSÃO

REF	FN	PART NUMBER	YR/SN	QTY	DESCRIPTION
1		84291884		1	TUBAGEM HIDRÁULICO ASSY, Ride Control to Tank, Incl 2, 3
2		NSS		1	NO SE VENDE SEPARADO Tubo, Incl in 1
3		9992069		1	O-RING 0.07" Thk x 0.614" ID, -16, Cl 6, 90 Duro
4		201-132		1	CONECTOR HID. 1"-14 ORFS x 7/16"-20 ORB ASSY, Incl 6, 10
5		120303A1		2	ESPAÇADOR 11mm ID x 15.82mm OD x 15mm Thk
6		NSS		1	NO SE VENDE SEPARADO Conector, Incl in 4
7		201-115		1	CONECTOR HID. 1" - 14 Male ORFS x 3/4" - 16 Male ORB ASSY, Incl 8 - 10
8		NSS		1	NO SE VENDE SEPARADO Conector, Incl in 7
9		237-6008		1	O-RING 0.087" Thk x 0.644" ID, -908, Cl 6, 90 Duro
10		238-6016		2	O-RING 0.07" Thk x 0.614" ID, -16, Cl 6, 90 Duro
11		814-10045		2	PARAFUSO Hex, M10 x 1.5 x 45mm, Cl 8.8
12		D138055		4	BRAÇADEIRA
13		829-1410		2	PORCA M10 x 1.5, Cl 10.9

35.724.03	01	p1	1/2017

COMANDOS DA CARREGADEIRA - LEVANTAMENTO E CAÇAMBA

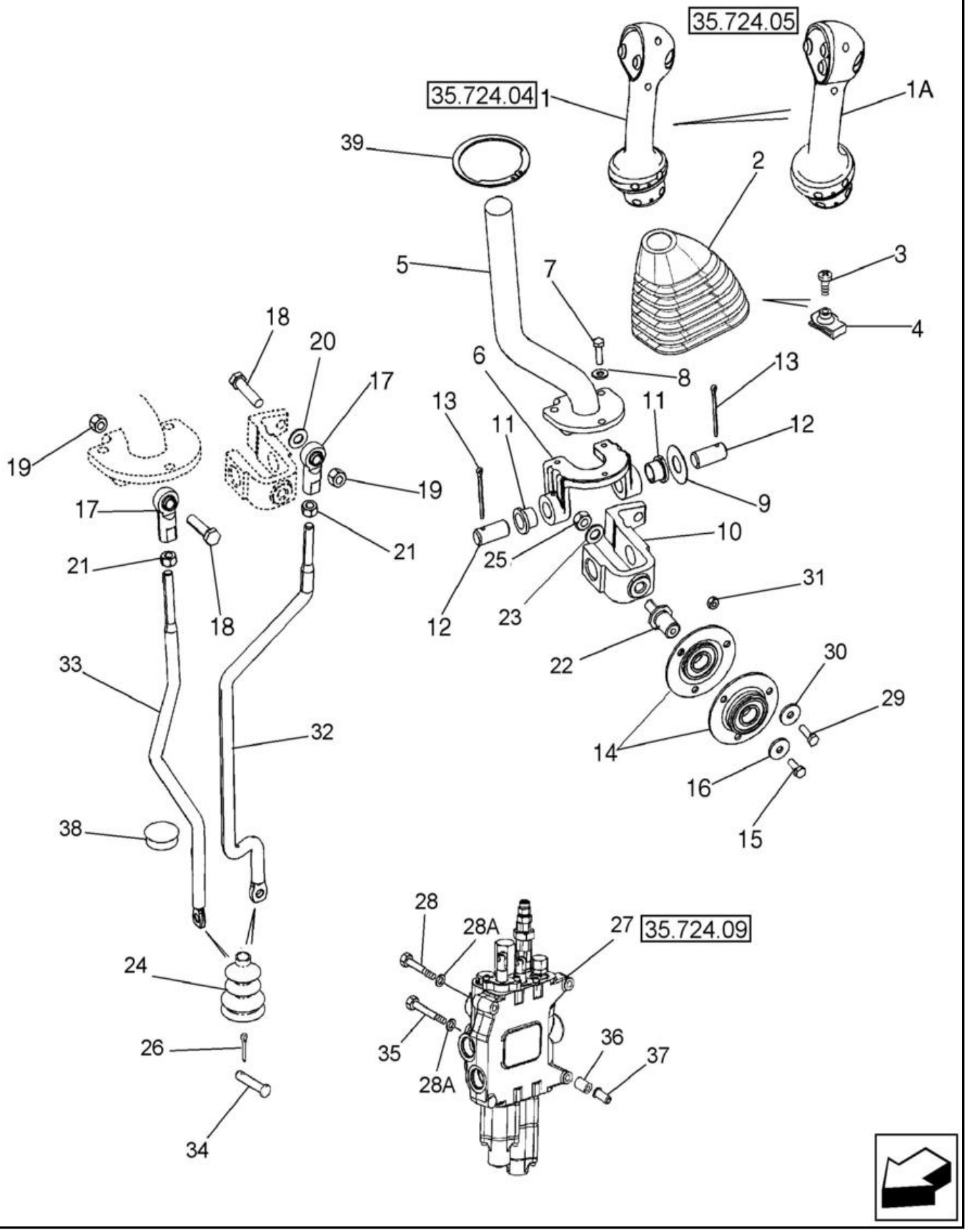

COMANDOS DA CARREGADEIRA - LEVANTAMENTO E CAÇAMBA

REF FN	PART NUMBER	YR/SN	QTY	DESCRIPTION
1	87638046		1	JOYSTICK Loader Control Lever, Two Button, DeClutch and Differential Lock Switches; 2 Spool With Standard Transmission
	256347A1		1	CONECTOR ELETRICO Male, 4 Cavities CONNECTOR
	258616A1		1	FECHADURA
	298176A1		1	TAMPÃO
1A	87638045		1	JOYSTICK Loader Control Lever,Three Button, DeClutch, Differential Lock, And Kick-Down Switches; 2 Spool With Power Shift Transmission
	256347A1		1	CONECTOR ELETRICO Male, 4 Cavities CONNECTOR
	258616A1		1	FECHADURA
	87301351		AR	ADESIVO Permabond, F246, 1 ml With No. 5 Initiator
2	87632920		1	COBERTURA DE PROTECÇ
3	140-107		1	PARAFUSO Pan HD, #10 - 24 x 3/4"
4	131-121		1	PORCA-MOLA Tinn, U, #10-24
5	87708015		1	PEGA
6	87681261		1	SUPORTE
7	614-6020		3	PARAFUSO Hex, M6 x 1 x 20mm, Cl 8.8, Full Thd
8	495-11028		3	ANILHA 1/4", SAE
9	495-81184		1	ANILHA 21/32" x 1 1/2" x .030"
10	87586156		1	FORQUILHA
11	108088A1		2	CASQUILHO 15.96mm ID x 19.15mm OD x 15mm L
12	102761A1		2	PERNO 15.91mm OD x 35mm L
13	432-828		2	PINO ELÁSTICO 1/8" x 1 3/4"
14	112380A1		2	CHUMACEIRA Incl Ref 14A
14A	362804		1	ROLAMENTO DE ESFERAS 17mm ID x 40mm OD x 12mm W Not Illustrated
15	614-6016		1	PARAFUSO Hex, M6 x 1 x 16mm, Cl 8.8, Full Thd
16	396-41028		1	ANILHA .281" x 7/8" x .098", HDN
17	87382812		2	RÓTULA 3/8" - 24 3/8 NF

35.724.03	01	p2	1/2017

COMANDOS DA CARREGADEIRA - LEVANTAMENTO E CAÇAMBA

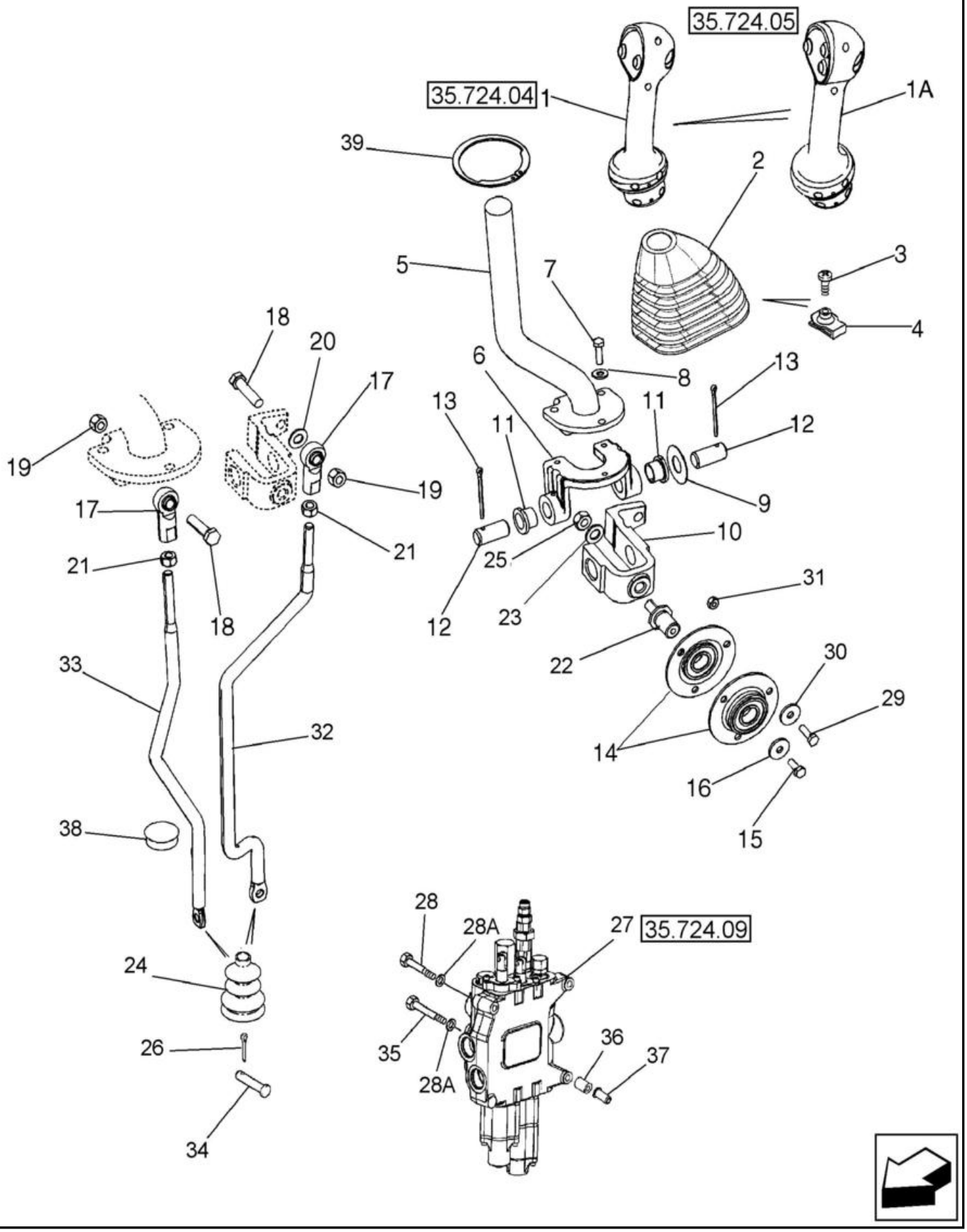

COMANDOS DA CARREGADEIRA - LEVANTAMENTO E CAÇAMBA

REF FN	PART NUMBER	YR/SN	QTY	DESCRIPTION
18	413-624		1	PARAFUSO Hex, 3/8" - 16 x 1-1/2", Gr 5
19	425-106		2	PORCA 3/8"-16, Cl 5
20	496-11041		1	ANILHA 13/32" x 13/16" x .065", HDN
21	425-116		2	PORCA 3/8" - 24, Gr 5
22	176309A1		1	VEIO M10 x 1.5, 48.74mm L
23	895-11010		1	ANILHA 11mm ID x 20mm OD x 2mm Thk
24	132931A1		2	COBERTURA DE PROTECÇ
	189109A1		2	MOLA Compression, 42mm OD
25	829-1410		1	PORCA M10 x 1.5, Cl 10.9
26	432-612		2	PINO ELÁSTICO 3/32" x 3/4"
27	REF		1	INSTRUÇÃO Loader Control Valve, Two Spool
28	814-10090		2	PARAFUSO Hex, M10 x 1.5 x 90mm, Cl 8.8
28A	896-11010		3	ANILHA 11mm ID x 21mm OD x 2.5mm Thk
29	614-6020		3	PARAFUSO Hex, M6 x 1 x 20mm, Cl 8.8, Full Thd
30	396-41028		3	ANILHA .281" x 7/8" x .098", HDN
31	829-1406		3	PORCA Hex, M6 x 1, Cl 10.9
32	87664425		1	HASTE Bucket Control
33	87664422		1	HASTE Lift Control
34	D149287		2	PERNO 7.9mm OD x 26.72mm L
35	814-10110		1	PARAFUSO Hex, M10 x 1.5 x 110mm, Cl 8.8
36	87417599		3	ESPAÇADOR 11mm ID x 22mm OD x 30mm Thk
37	87417721		3	CASQUILHO ROSCADO M10 x 1.5-6H x 29 L M10
38	353-422		1	TAMPÃO Dome, 1.250" hole, Nylon
39	84146318		1	ANEL

35.724.04	01	p1	1/2017

COMANDOS DA CARREGADEIRA - TRANSMISSÃO 4X2 E 4X4

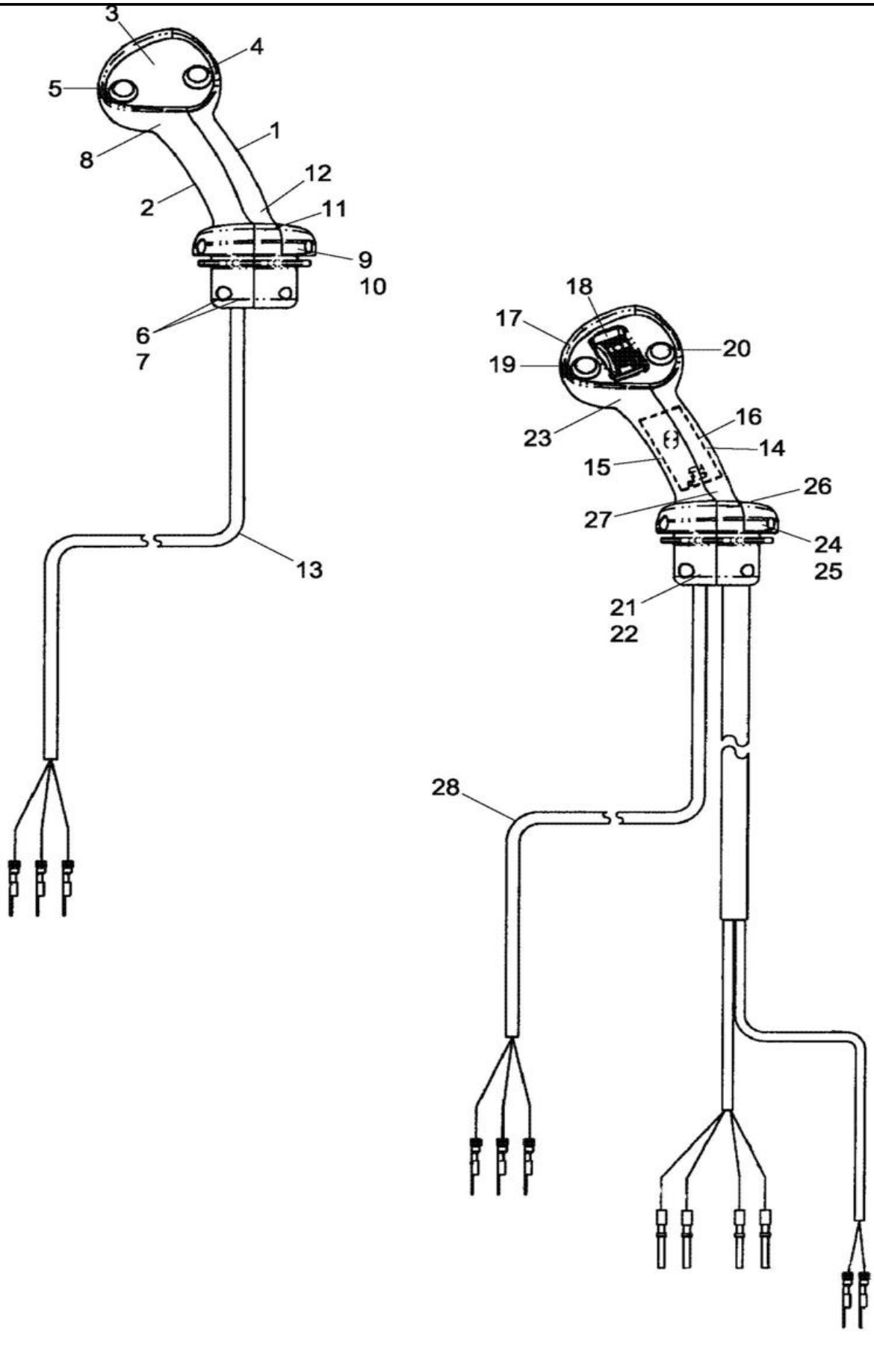

COMANDOS DA CARREGADEIRA - TRANSMISSÃO 4X2 E 4X4

REF FN	PART NUMBER	YR/SN	QTY	DESCRIPTION
	87638046		1	JOYSTICK Loader Control Lever, Two Button, DeClutch and Differential Lock Switches; 2 Spool With Standard Transmission; Incl. 1 - 13
1	NSS		1	NO SE VENDE SEPARADO GRIP Handle, Loader Control, RH Half, Incl in 87638046
2	NSS		1	NO SE VENDE SEPARADO GRIP Handle, Loader Control, LH Half, Incl in 87638046
3	NSS		1	NO SE VENDE SEPARADO BEZEL Switch Mounting, Incl in 87638046
4	NSS		1	NO SE VENDE SEPARADO SWITCH Push Button, Differential Lock, Incl in 87638046
5	NSS		1	NO SE VENDE SEPARADO SWITCH Push Button, De-Clutch, Incl in 87638046
6	825-1404		4	PORCA M4, Cl 8
7	86639294		4	PARAFUSO ALLENA FLAN M4 x 0.7 x 20mm, Cl 8.8
8	260-16312		2	PARAFUSO Pan HD, M6 x 20mm
9	87019103		2	PARAFUSO DE FIXAÇÃO M6 x 10mm
10	87638350		2	PORCA NUT
11	87689189		1	BRAÇADEIRA DE CABO 110mm L CABLE STRAP
12	87689338		1	PARAFUSO #4 - 24 x 3/8"
13	NSS		1	NO SE VENDE SEPARADO HARNESS Differential Lock and De-Clutch, Incl in 87638046
	87638047		1	JOYSTICK Loader Control Lever, Two Button, DeClutch and Differential Lock, Prop Roller With Detent; 3 Spool With Standard Transmission; Incl. 14 - 28
14	NSS		1	NO SE VENDE SEPARADO GRIP Handle, Loader Control, RH Half, Incl in 87638047

35.724.04	01	p2	1/2017

COMANDOS DA CARREGADEIRA - TRANSMISSÃO 4X2 E 4X4

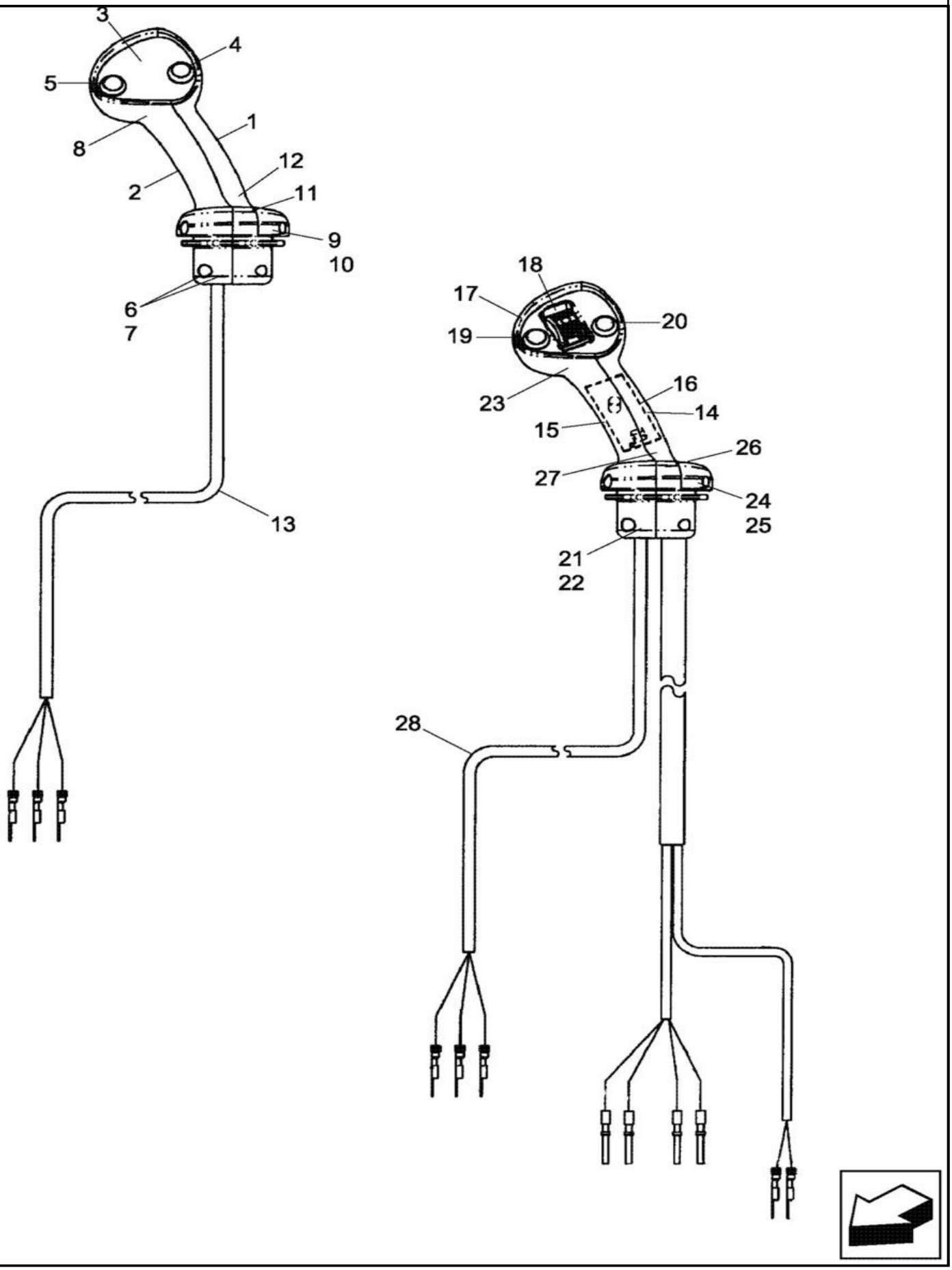

COMANDOS DA CARREGADEIRA - TRANSMISSÃO 4X2 E 4X4

REF FN	PART NUMBER	YR/SN	QTY	DESCRIPTION
15	NSS		1	NO SE VENDE SEPARADO GRIP Handle, Loader Control, LH Half, Incl in 87638047
16	NSS		1	NO SE VENDE SEPARADO BOARD Circuit With Harness; Bi-Directional PWM Driver, Incl in 87638047
17	NSS		1	NO SE VENDE SEPARADO BEZEL Switch Mounting, Incl in 87638047
18	NSS		1	NO SE VENDE SEPARADO SWITCH Prop Roller With Detent, Incl in 87638047
19	NSS		1	NO SE VENDE SEPARADO SWITCH Push Button, De-Clutch, Incl in 87638047
20	NSS		1	NO SE VENDE SEPARADO SWITCH Push Button, Differential Lock, Incl in 87638047
21	825-1404		4	PORCA M4, Cl 8
22	86639294		4	PARAFUSO ALLENA FLAN M4 x 0.7 x 20mm, Cl 8.8
23	260-16312		2	PARAFUSO Pan HD, M6 x 20mm
24	87019103		2	PARAFUSO DE FIXAÇÃO M6 x 10mm
25	87638350		2	PORCA NUT
26	87689189		1	BRAÇADEIRA DE CABO 110mm L CABLE STRAP
27	87689338		1	PARAFUSO #4 - 24 x 3/8"
28	NSS		1	NO SE VENDE SEPARADO HARNESS Differential Lock and De-Clutch, Incl in 87638047

35.724.05	01	p1	1/2017

COMANDOS DA CARREGADEIRA - TRANSMISSÃO POWER SHIFT

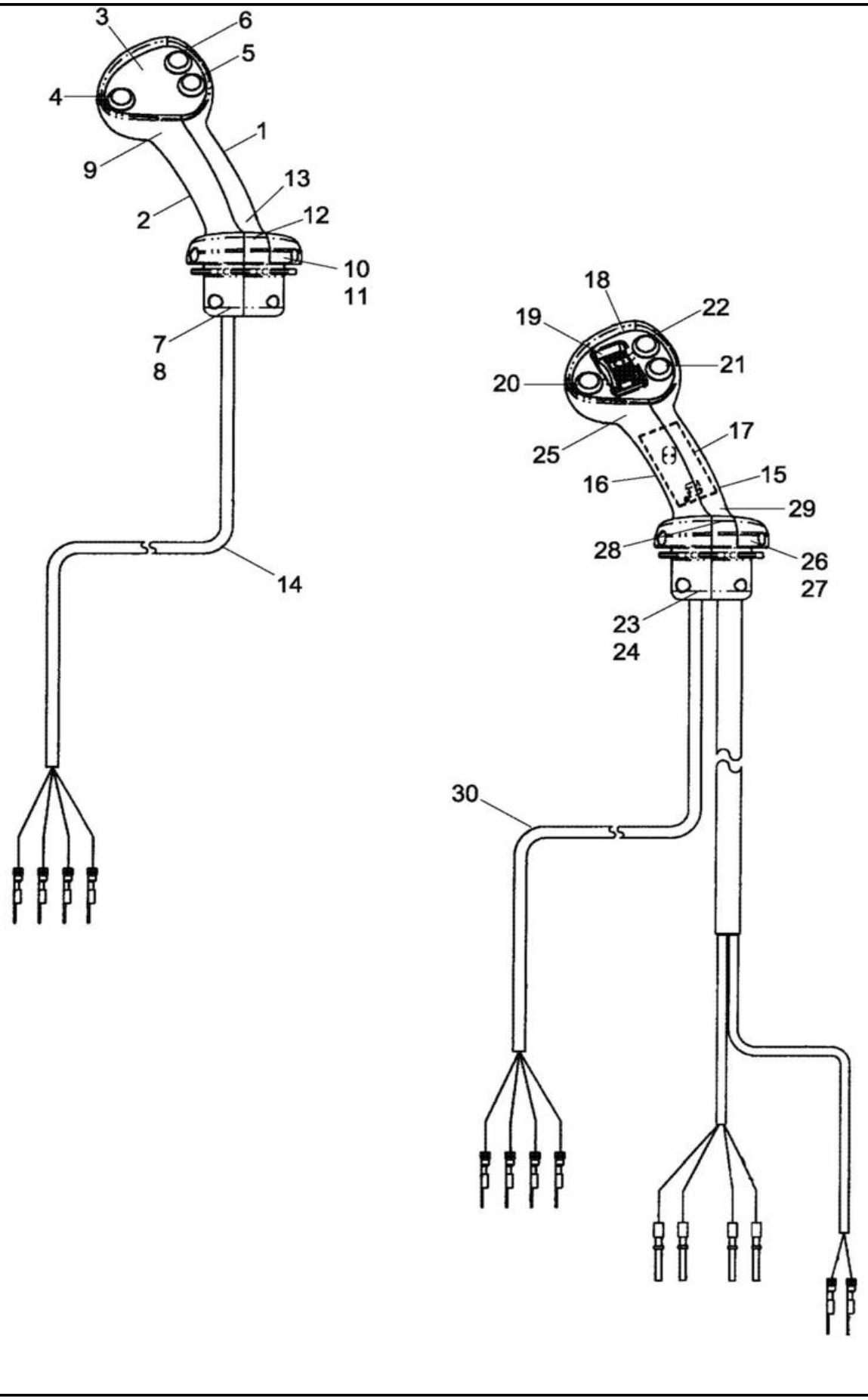

COMANDOS DA CARREGADEIRA - TRANSMISSÃO POWER SHIFT

REF FN	PART NUMBER	YR/SN	QTY	DESCRIPTION
	87638045		1	JOYSTICK Loader Control Lever,Three Button, DeClutch, Differential Lock, And Kick-Down Switches; 2 Spool With Power Shift Transmission; Incl. 1 - 14
1	NSS		1	NO SE VENDE SEPARADO GRIP Handle, Loader Control, RH Half, Incl in 87638045
2	NSS		1	NO SE VENDE SEPARADO GRIP Handle, Loader Control, LH Half, Incl in 87638045
3	NSS		1	NO SE VENDE SEPARADO BEZEL Switch Mounting, Incl in 87638045
4	NSS		1	NO SE VENDE SEPARADO SWITCH Push Button, De-Clutch Differential Lock, Incl in 87638045
5	NSS		1	NO SE VENDE SEPARADO SWITCH Push Button, Differential Lock, Incl in 87638045
6	NSS		1	NO SE VENDE SEPARADO SWITCH Push Button, Kick-Down, Incl in 87638045
7	825-1404		4	PORCA M4, Cl 8
8	86639294		4	PARAFUSO ALLENA FLAN M4 x 0.7 x 20mm, Cl 8.8
9	260-16312		2	PARAFUSO Pan HD, M6 x 20mm
10	87019103		2	PARAFUSO DE FIXAÇÃO M6 x 10mm
11	87638350		2	PORCA NUT
12	87689189		1	BRAÇADEIRA DE CABO 110mm L CABLE STRAP
13	87689338		1	PARAFUSO #4 - 24 x 3/8"
14	NSS		1	NO SE VENDE SEPARADO HARNESS Differential Lock, De-Clutch, Kick -Down, Incl in 87638045
	87638044		1	JOYSTICK Loader Control Lever, Three Button, DeClutch, Differential Lock, And Kick-Down Switches, Prop Roller With Detent; 3 Spool With Power Shift Transmission; Incl. 15 - 30

35.724.05	01	p2	1/2017

COMANDOS DA CARREGADEIRA - TRANSMISSÃO POWER SHIFT

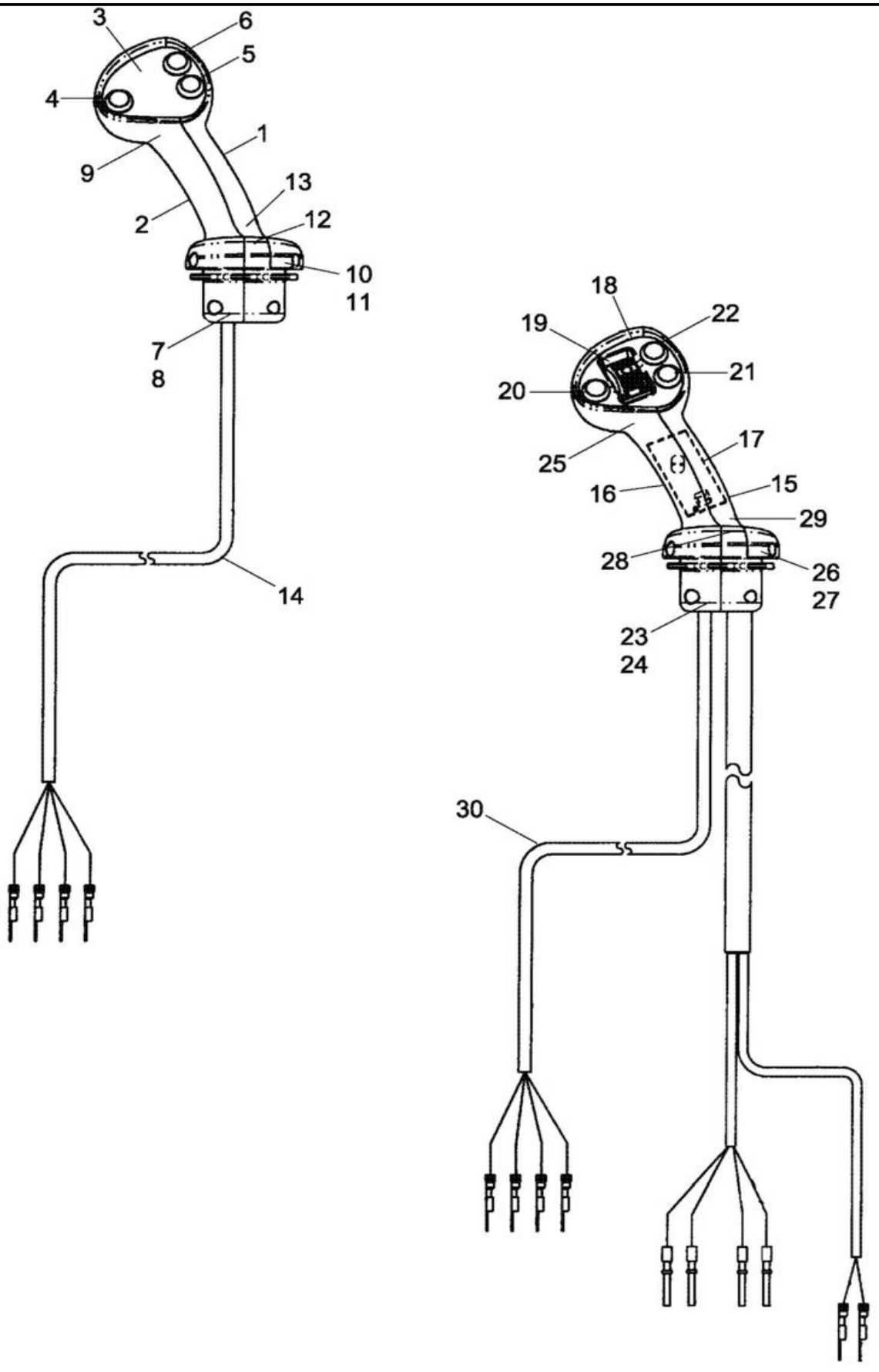

COMANDOS DA CARREGADEIRA - TRANSMISSÃO POWER SHIFT

REF	FN	PART NUMBER	YR/SN	QTY	DESCRIPTION
15		NSS		1	NO SE VENDE SEPARADO GRIP Handle, Loader Control, RH Half
16		NSS		1	NO SE VENDE SEPARADO GRIP Handle, Loader Control, LH Half, Incl in 87638044
17		NSS		1	NO SE VENDE SEPARADO BOARD Circuit With Harness; Bi-Directional PWM Driver, Incl in 87638044
18		NSS		1	NO SE VENDE SEPARADO BEZEL Switch Mounting, Incl in 87638044
19		NSS		1	NO SE VENDE SEPARADO SWITCH Prop Roller With Detent, Incl in 87638044
20		NSS		1	NO SE VENDE SEPARADO SWITCH Push Button, De-Clutch, Incl in 87638044
21		NSS		1	NO SE VENDE SEPARADO SWITCH Push Button, Differential Lock, Incl in 87638044
22		NSS			NO SE VENDE SEPARADO SWITCH Push Button, Kick-Down, Incl in 87638044
23		825-1404		4	PORCA M4, Cl 8
24		86639294		4	PARAFUSO ALLENA FLAN M4 x 0.7 x 20mm, Cl 8.8
25		260-16312		2	PARAFUSO Pan HD, M6 x 20mm
26		87019103		2	PARAFUSO DE FIXAÇÃO M6 x 10mm
27		87638350		2	PORCA NUT
28		87689189		1	BRAÇADEIRA DE CABO 110mm L CABLE STRAP
29		87689338		1	PARAFUSO #4 - 24 x 3/8"
30		NSS		1	NO SE VENDE SEPARADO HARNESS Differential Lock, De-Clutch, Kick-Down, Incl in 87638044

35.724.06	01	p1	1/2017

COMANDOS - LEVANTAMENTO E CAÇAMBA DA CARREGADEIRA

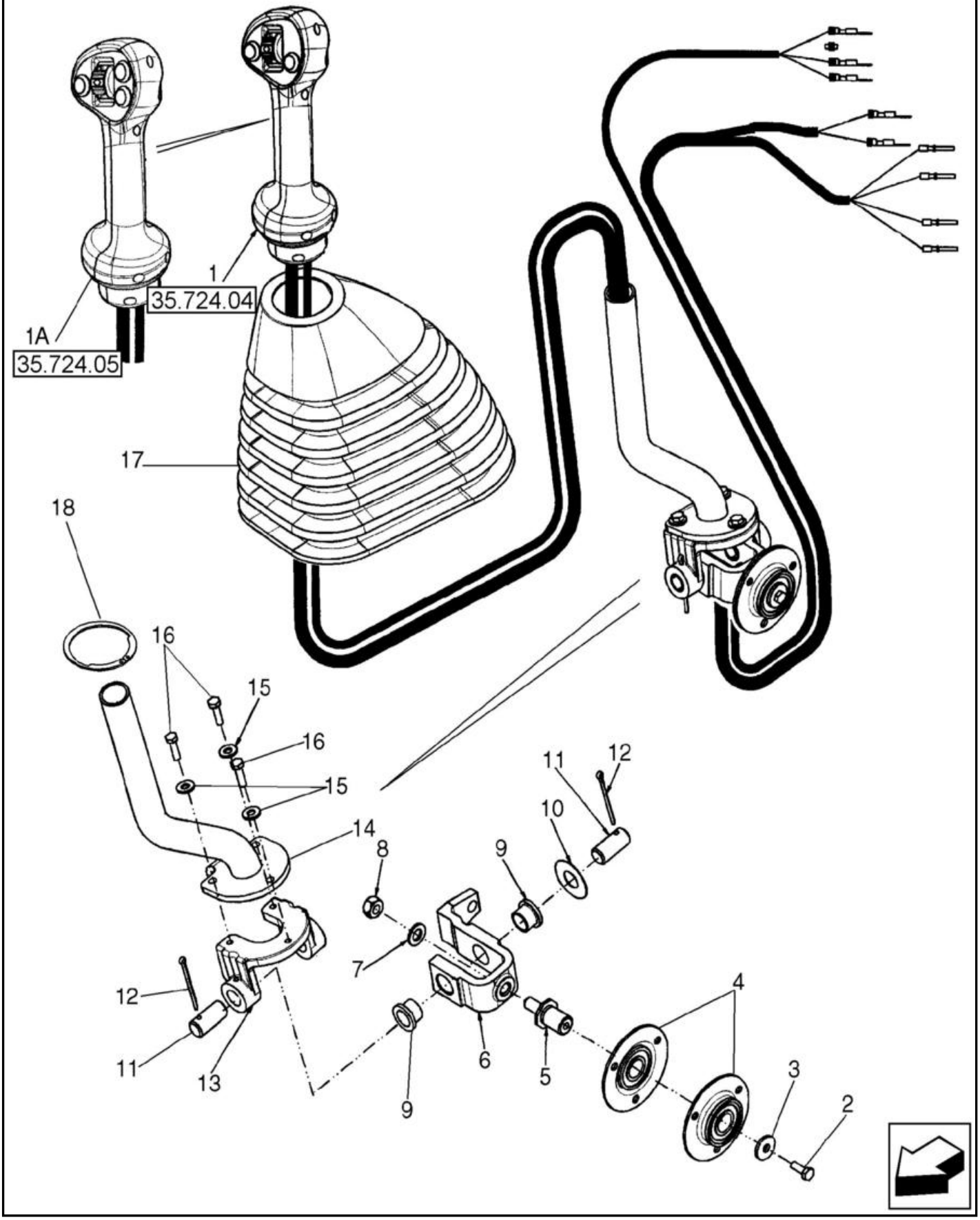

COMANDOS - LEVANTAMENTO E CAÇAMBA DA CARREGADEIRA

REF FN	PART NUMBER	YR/SN	QTY	DESCRIPTION
1	87638047		1	JOYSTICK Loader Control Lever, Two Button, DeClutch and Differential Lock, Prop Roller With Detent; 3 Spool, MECH
1A	87638044		1	JOYSTICK Loader Control Lever, Three Button, DeClutch, Differential Lock and Kick Down, Prop Roller With Detent; 3 Spool, POWERSHUTTLE
2	614-6016		1	PARAFUSO Hex, M6 x 1 x 16mm, Cl 8.8, Full Thd
3	396-41028		1	ANILHA .281" x 7/8" x .098", HDN
4	112380A1		2	CHUMACEIRA
5	176309A1		1	VEIO M10 x 1.5, 48.74mm L
6	87586156		1	FORQUILHA
7	895-11010		1	ANILHA 11mm ID x 20mm OD x 2mm Thk
8	829-1410		1	PORCA M10 x 1.5, Cl 10.9
9	108088A1		2	CASQUILHO 15.96mm ID x 19.15mm OD x 15mm L
10	86625246		1	ANILHA 0.66" ID x 1.5" OD x 0.03" Thk
11	102761A1		2	PERNO 15.91mm OD x 35mm L
12	432-828		2	PINO ELÁSTICO 1/8" x 1 3/4"
13	87681261		1	SUPORTE
14	87708015		1	PEGA
15	495-11028		3	ANILHA 1/4", SAE
16	614-6020		3	PARAFUSO Hex, M6 x 1 x 20mm, Cl 8.8, Full Thd
17	87632920		1	COBERTURA DE PROTECÇ
18	84146318		1	ANEL

35.724.06	02	p1	1/2017

CONTROLE, BALDE DE CARREGAMENTO 4X1, INSTALAÇÃO, MECÂNICA

CONTROLE, BALDE DE CARREGAMENTO 4X1, INSTALAÇÃO, MECÂNICA

REF FN	PART NUMBER	YR/SN	QTY	DESCRIPTION
1	87680378		1	CONTROLO Assy, Incl 2 - 9
2	87638047		1	JOYSTICK
3	298176A1		1	TAMPÃO
4	256347A1		1	CONECTOR ELETRICO Male, 4 Cavities
5	258616A1		1	FECHADURA
6	256341A1		1	CONECTOR ELÉC. Male, 2 Pin
7	258613A1		1	FECHADURA
8	239451A1		1	CONECTOR MULTIPOLAR Female, 4 Pin
9	225327C1		1	CORTE DE TECIDO Lock, Black

35.724.06	03	p1	1/2017

CONTROLE, BALDE DE CARREGAMENTO 4X1, INSTALAÇÃO, POWERSHUTTLE

CONTROLE, BALDE DE CARREGAMENTO 4X1, INSTALAÇÃO, POWERSHUTTLE

REF FN	PART NUMBER	YR/SN	QTY	DESCRIPTION
1	87638044		1	JOYSTICK ASSY, Loader Control 4 Button
2	256347A1		1	CONECTOR ELETRICO Male, 4 Cavities
3	258616A1		1	FECHADURA
4	256341A1		1	CONECTOR ELÉC. Male, 2 Pin
5	258613A1		1	FECHADURA
6	239451A1		1	CONECTOR MULTIPOLAR Female, 4 Pin
7	225327C1		1	CORTE DE TECIDO Lock, Black

35.724.07	01	p1	1/2017

COMANDOS - LEVANTAMENTO E CAÇAMBA DA CARREGADEIRA

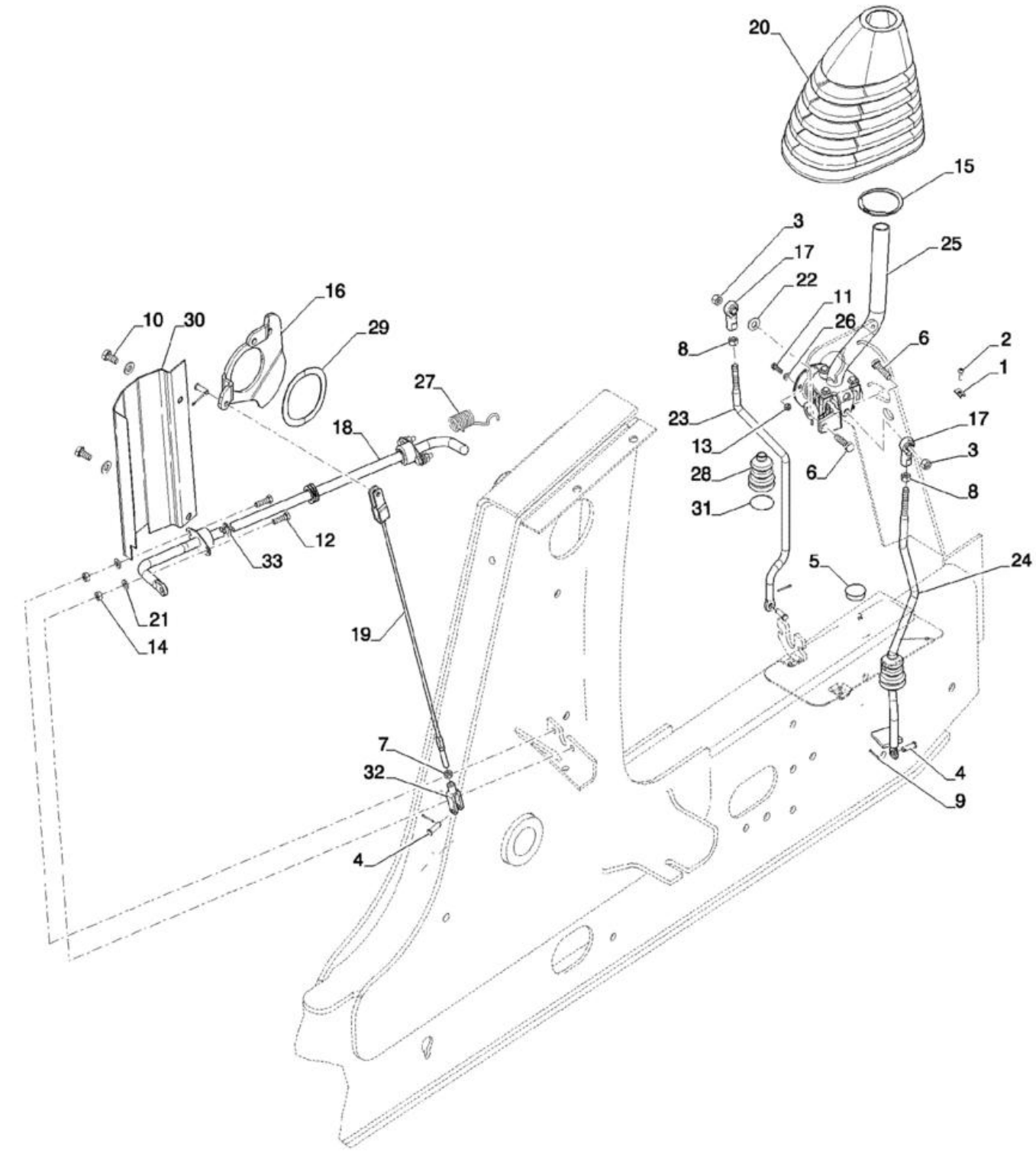

COMANDOS - LEVANTAMENTO E CAÇAMBA DA CARREGADEIRA

REF FN	PART NUMBER	YR/SN	QTY	DESCRIPTION
1	131-121		1	PORCA-MOLA Tinn, U, #10-24
2	140-107		1	PARAFUSO Pan HD, #10 - 24 x 3/4"
3	425-106		2	PORCA 3/8"-16, Cl 5
4	D149287		4	PERNO 7.9mm OD x 26.72mm L
5	353-422		1	TAMPÃO Dome, 1.250" hole, Nylon
6	413-624		2	PARAFUSO Hex, 3/8" - 16 x 1-1/2", Gr 5
7	425-115		1	PORCA 5/16"-24, G5
8	425-116		2	PORCA 3/8" - 24, Gr 5
9	432-612		4	PINO ELÁSTICO 3/32" x 3/4"
10	614-10020		2	PARAFUSO Hex, M10 x 1.5 x 20mm, Cl 8.8, Full Thd
11	614-6020		3	PARAFUSO Hex, M6 x 1 x 20mm, Cl 8.8, Full Thd
12	43127		4	PARAFUSO Hex, M8 x 1.25 x 25mm, Cl 8.8
13	829-1406		3	PORCA Hex, M6 x 1, Cl 10.9
14	829-1408		4	PORCA Hex, M8 x 1.25, Cl 10.9
15	84169264		1	ANEL
16	84292801		1	EXCÊNTRICO
17	87382812		2	RÓTULA 3/8" - 24
18	87417601		1	ROD ASSY.
19	87428645		1	CABO 682mm L
20	84498309		1	COBERTURA DE PROTECÇ
21	87655042		4	ANILHA ESPECIAL 8.8mm ID x 17.5mm OD x 2.2mm Thk
22	87655046		3	ANILHA ESPECIAL 10.65mm ID x 23mm OD x 2.2mm Thk
23	87664422		1	HASTE
24	87664425		1	HASTE
25	{87712604}		1	See PAGE 02
26	87713130		3	ANILHA 6.85mm ID x 12.75mm OD x 1.8mm Thk
27	124721A1		1	MOLA Extension, 19mm ID x 61mm L
28	132931A1		2	COBERTURA DE PROTECÇ
29	137283A1		1	ANILHA APOIO DE MOLA 85.6mm ID x 109.22mm OD x 1.14mm Thk
30	139865A1		1	PROTECÇÃO
31	189109A1		2	MOLA Compression, 42mm OD

35.724.07	01	p2	1/2017

COMANDOS - LEVANTAMENTO E CAÇAMBA DA CARREGADEIRA

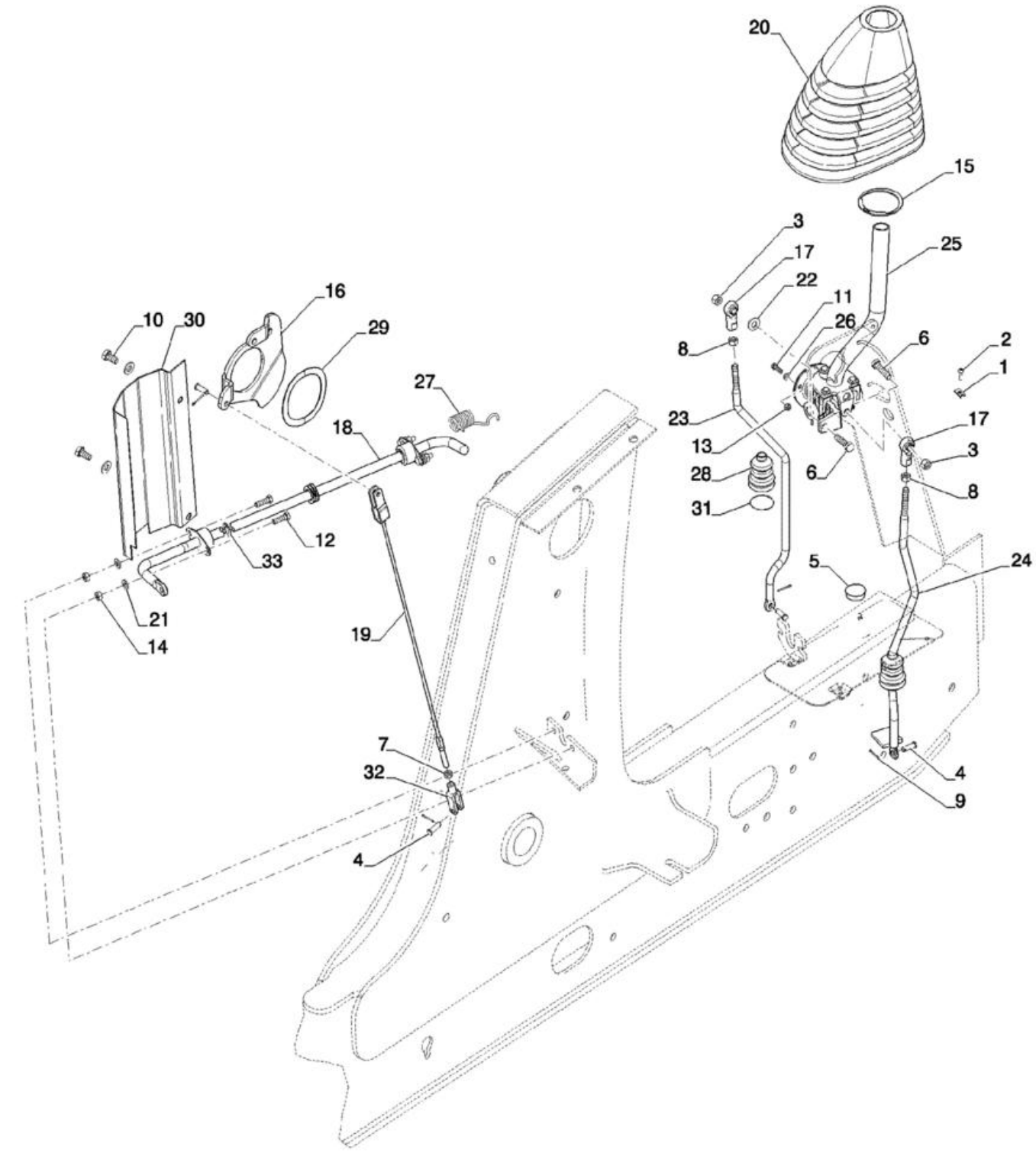

COMANDOS - LEVANTAMENTO E CAÇAMBA DA CARREGADEIRA

REF FN	PART NUMBER	YR/SN	QTY	DESCRIPTION
32	239406A1		1	FORQUILHA 5/16-24"
33	D143591		2	ANEL 12.7mm ID, Ext RING SNAP

35.724.07	02	p1	1/2017

COMANDOS - LEVANTAMENTO E CAÇAMBA DA CARREGADEIRA

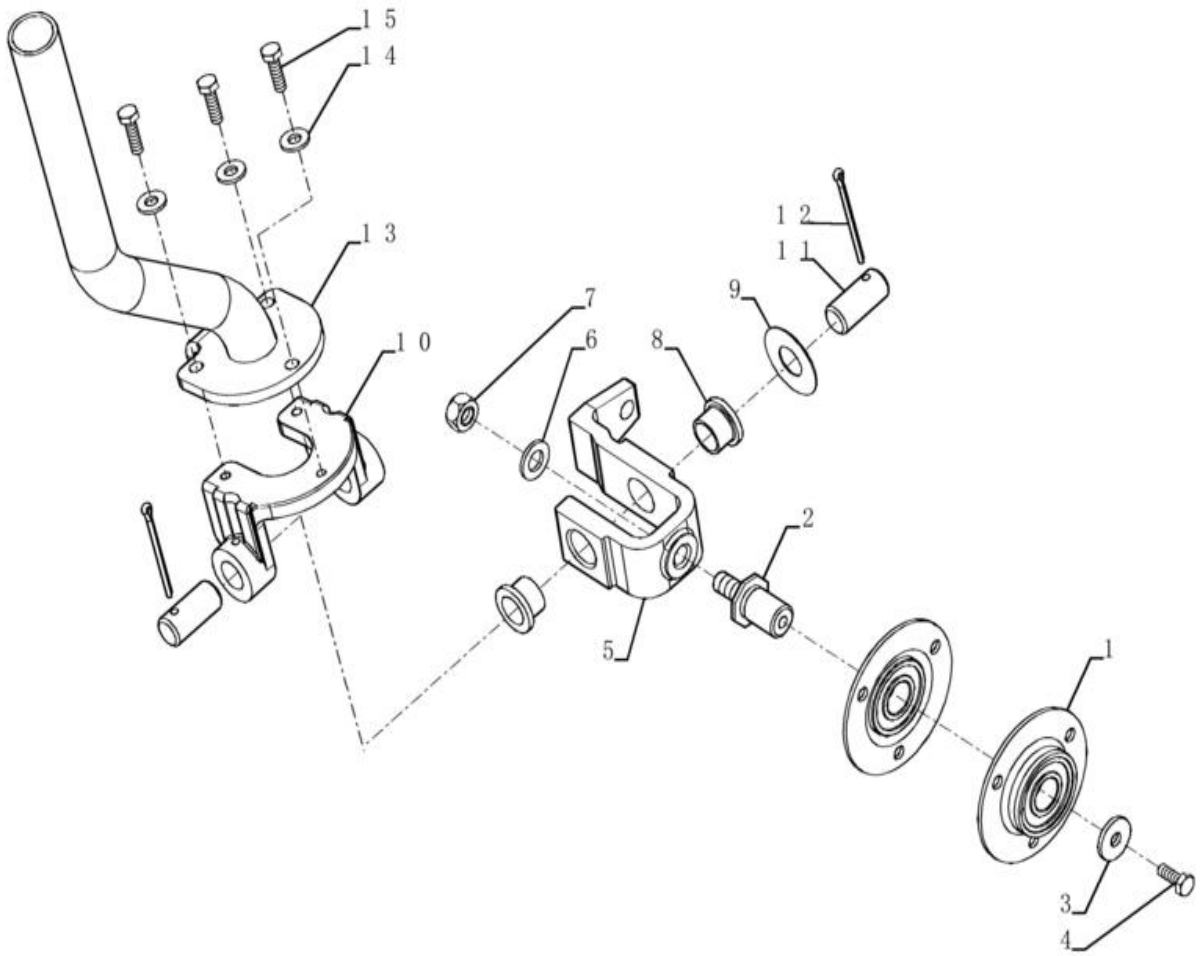

COMANDOS - LEVANTAMENTO E CAÇAMBA DA CARREGADEIRA

REF FN	PART NUMBER	YR/SN	QTY	DESCRIPTION
1	112380A1		2	CHUMACEIRA
2	176309A1		1	VEIO M10 x 1.5, 48.74mm L
3	396-41028		1	ANILHA .281" x 7/8" x .098", HDN
4	614-6016		1	PARAFUSO Hex, M6 x 1 x 16mm, Cl 8.8, Full Thd
5	87586156		1	FORQUILHA
6	895-11010		1	ANILHA 11mm ID x 20mm OD x 2mm Thk
7	829-1410		1	PORCA M10 x 1.5, Cl 10.9
8	108088A1		1	CASQUILHO 15.96mm ID x 19.15mm OD x 15mm L
9	86625246		1	ANILHA 0.66" ID x 1.5" OD x 0.03" Thk
10	87681261		1	SUPORTE
11	102761A1		2	PERNO 15.91mm OD x 35mm L
12	432-828		2	PINO ELÁSTICO 1/8" x 1 3/4"
13	87708015		1	PEGA
14	495-11028		3	ANILHA 1/4", SAE
15	614-6020		3	PARAFUSO Hex, M6 x 1 x 20mm, Cl 8.8, Full Thd

35.724.08	01	p1	1/2017

VÁLVULA - COMANDOS CARREGADEIRA, PROTEÇÃO

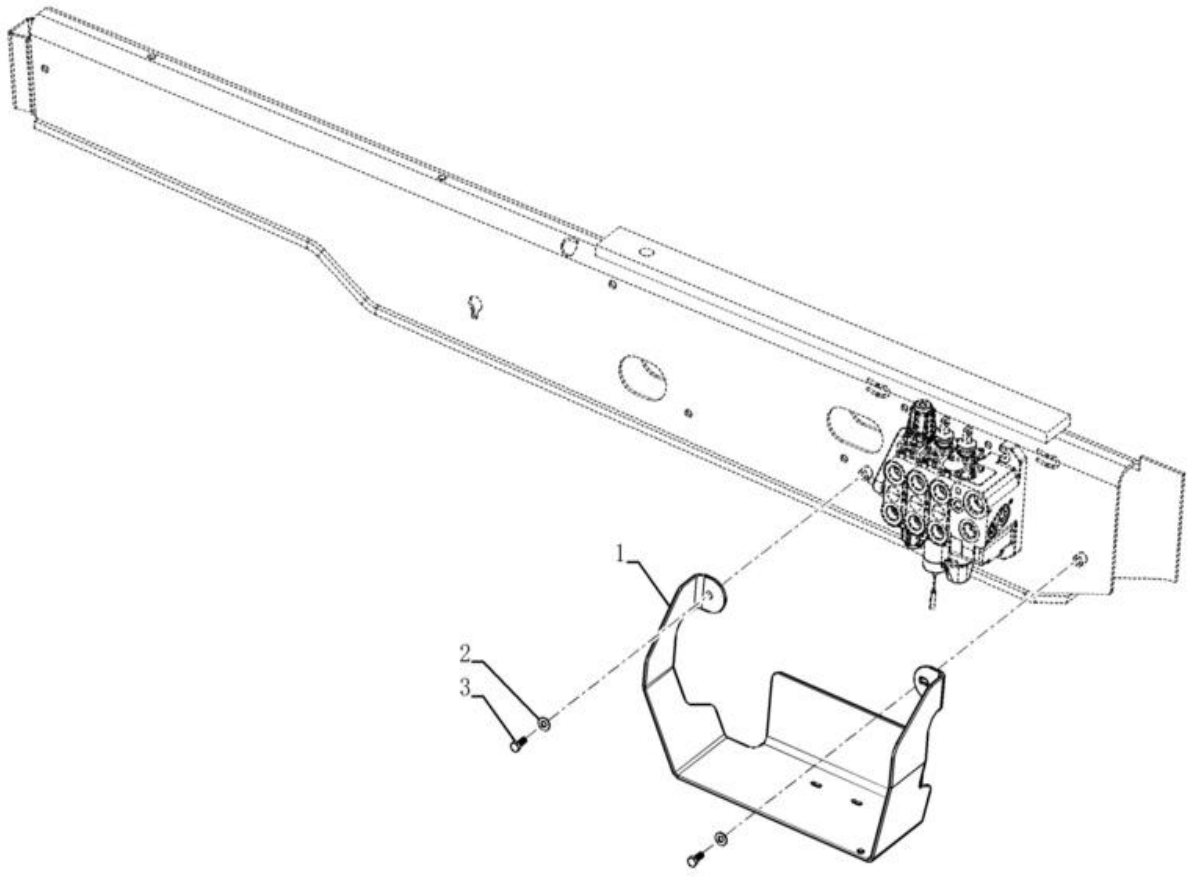

VÁLVULA - COMANDOS CARREGADEIRA, PROTEÇÃO

REF	FN	PART NUMBER	YR/SN	QTY	DESCRIPTION
1		84144410		1	PROTECÇÃO
2		87655046		2	ANILHA ESPECIAL 10.65mm ID x 23mm OD x 2.2mm Thk
3		614-10025		2	PARAFUSO Hex, M10 x 1.5 x 25mm, Cl 8.8

580N-RETRO-CARREGADORA (BRASIL)

35.724.09	01	p1	1/2017

VÁLVULA - COMANDOS DA CARREGADEIRA, 2 CARRETÉIS

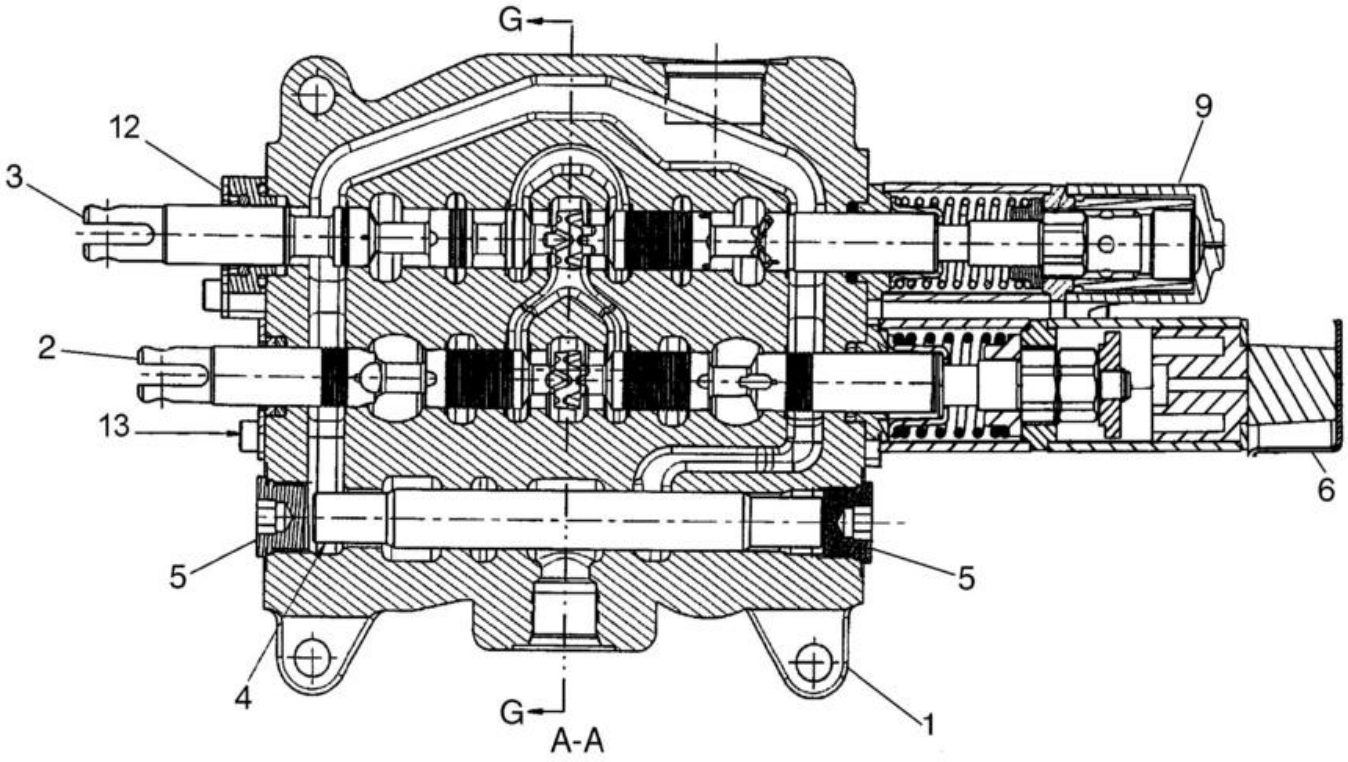

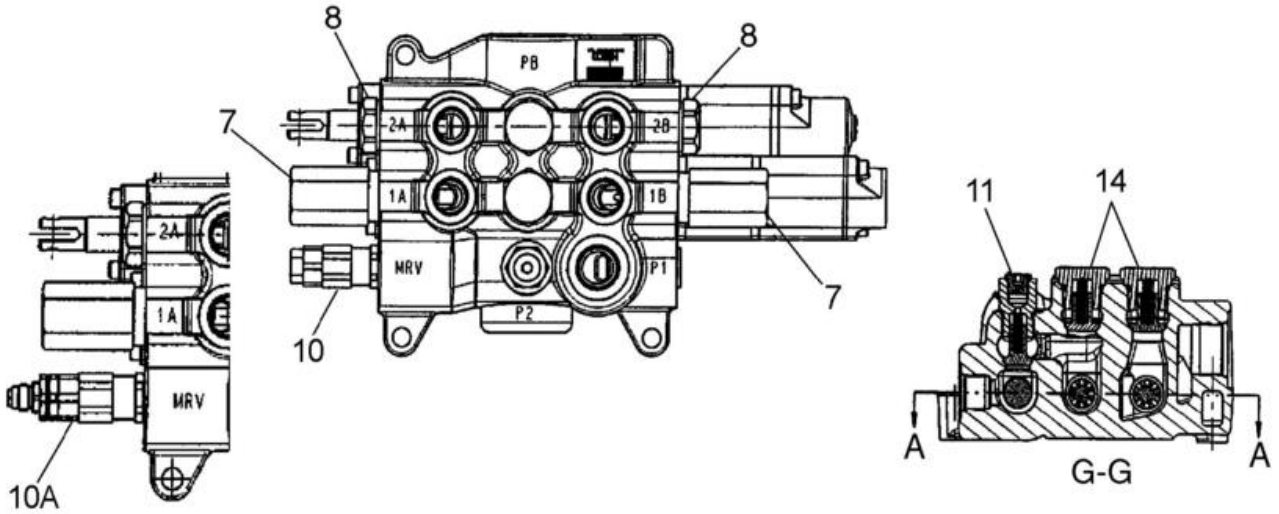

VÁLVULA - COMANDOS DA CARREGADEIRA, 2 CARRETÉIS

REF FN	PART NUMBER	YR/SN	QTY	DESCRIPTION
	84217762		1	VÁLVULA HIDRÁULICA Two Spool Loader, Used On Models Without Pilot Controls; Inc 1 - 10, 12 - 14
	84219975		1	VÁLVULA Two Spool Loader, Used On Models With Pilot Controls; Inc 1 - 5, 6 - 9, 10A - 14
1	NSS		1	NO SE VENDE SEPARADO HOUSING, Incl in 84217762 and 84219975
2	NSS		1	NO SE VENDE SEPARADO SPOOL, Bucket, Incl in 84217762 and 84219975
3	NSS		1	NO SE VENDE SEPARADO SPOOL, Lift, Incl in 84217762 and 84219975
4	NSS		1	NO SE VENDE SEPARADO SPOOL, Incl in 84217762 and 84219975
5	87426233		2	TAMPÃO 7/8" Male 7/8 - 14 NF, Serviceable Includes (1) 87455974 O-Ring
6	84296814		1	CONJUNTO Magnetic Detent
7	87450978		2	VALVULA DE ALIVIO Some Component Parts Not Serviced Separately; Includes Serviceable 87455549 Seal Kit
8	81868381		2	VÁLVULA DE RETENÇÃO 1-1/16" - 12 Load, Anti-Void; Component Parts Not Serviced Separately; Includes Serviceable 87455580 Seal Kit
9	87426227		1	LINGUETA Manual, Lift; Some Component Parts Not Serviced Separately; Serviceable Includes (1) 87454547 O-Ring, (2) 87310275 Scew, (4) 87310276 Ball Bearing
10	87426717		1	VALVULA DE ALIVIO Main, Single Stage; 87351494 Loader Valve, Models Without Pilot Controls; Component Parts Not Serviced Separately; Includes Serviceable 87455551 Seal Kit
10A	87426235		1	VALVULA DE ALIVIO Main, Two Stage; 87351498 Loader Valve, Models With Pilot Controls; Component Parts Not Serviced Separately; Includes Serviceable 87455550 Seal Kit

35.724.09	01	p2	1/2017

VÁLVULA - COMANDOS DA CARREGADEIRA, 2 CARRETÉIS

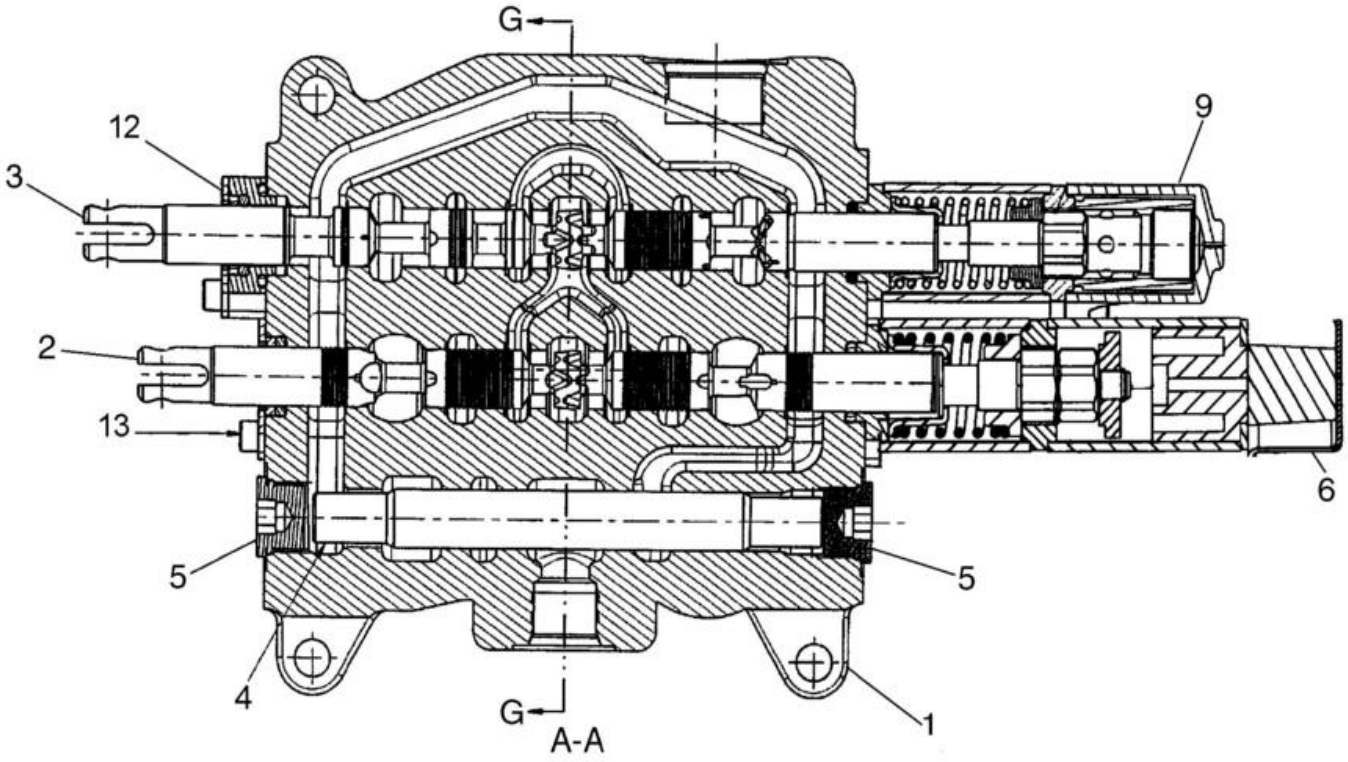

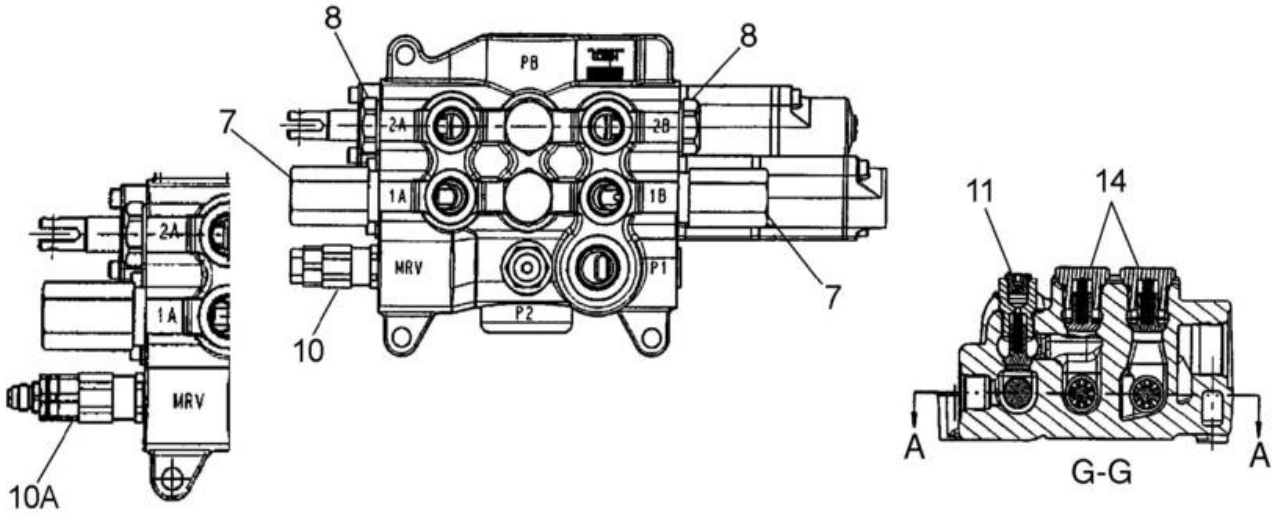

VÁLVULA - COMANDOS DA CARREGADEIRA, 2 CARRETÉIS

REF FN	PART NUMBER	YR/SN	QTY	DESCRIPTION
11	87426716		1	VALVE, CHECK Some Component Parts Not Serviced Separately; Includes Serviceable (1) 87455974 O-Ring, (1) 87309001 O-Ring, (1) 87446002 Poppet, (1) 87446003 Spring
12	87440815		1	CHAPA Lift Spool and Seal Assembly; Some Component Parts Not Serviced Separately; Serviceable Includes (1) 87454547 O-Ring, (1) 87454548 Seal, (1) 87455538 O-Ring, (2) 87455534 Screw
13	87440814		1	CONJUNTO Bucket Spool and Seal Assembly; Some Component Parts Not Serviced Separately; Serviceable Includes (1) 87454547 O-Ring, (1) 87454548 Seal, (2) 87455540 Screw
14	87426238		2	VALVE, CHECK Component Parts Not Serviced Separately; Includes Serviceable 87455975 O-Ring
15	84327674		1	CONJUNTO Seal Plate, Mech A Port (Not Shown)

35.724.10	01	p1	1/2017

VÁLVULA - COMANDOS DA CARREGADEIRA, 3 CARRETÉIS

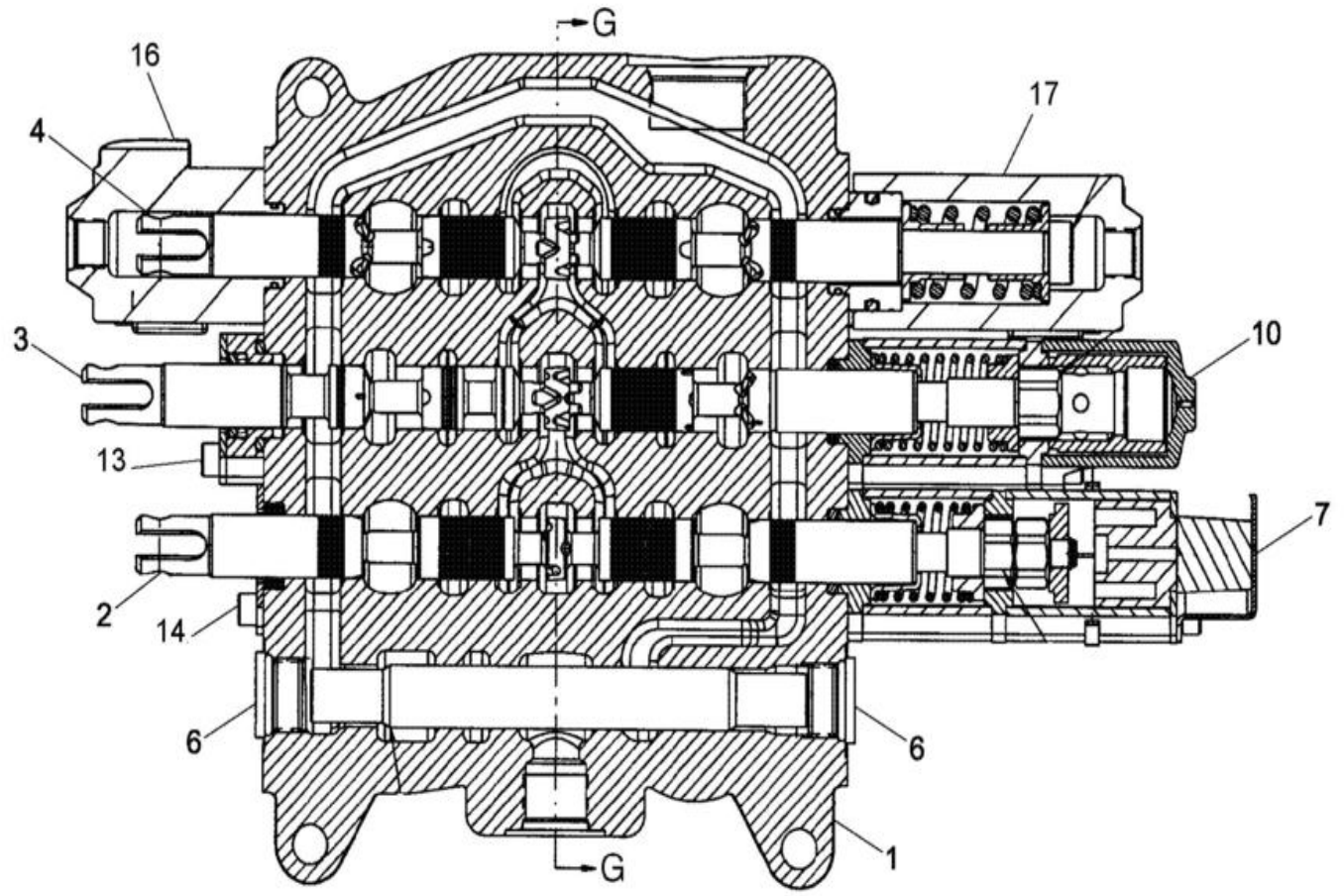

AA

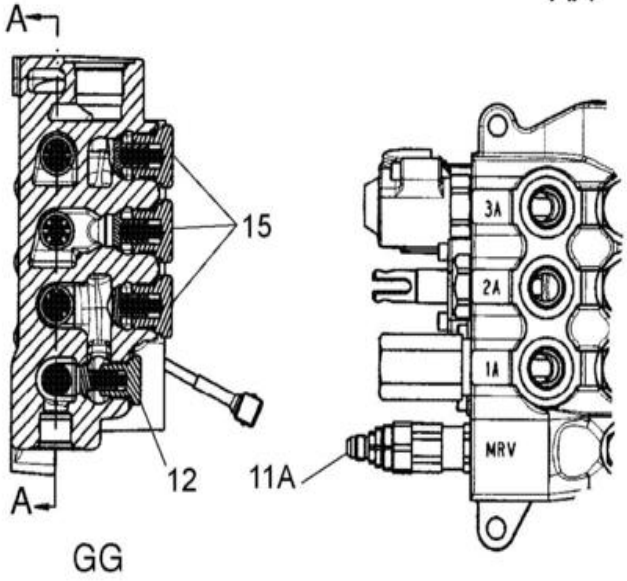

GG

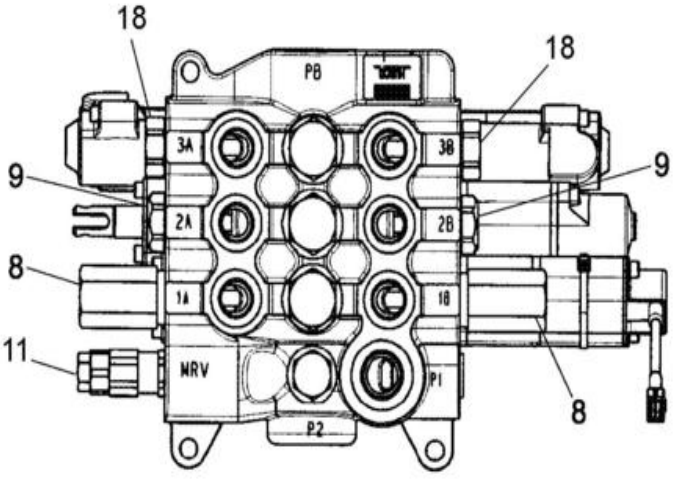

VÁLVULA - COMANDOS DA CARREGADEIRA, 3 CARRETÉIS

REF FN	PART NUMBER	YR/SN	QTY	DESCRIPTION
	84218282		1	VÁLVULA HIDRÁULICA Three Spool Loader, Used On Models Without Pilot Controls; Inc 1 - 11, 12 - 18
	84218281		1	VÁLVULA HIDRÁULICA Three Spool Loader, Used On Models With Pilot Controls; Inc 1 - 10, 11A, 12 - 18
1	NSS		1	NO SE VENDE SEPARADO HOUSING, Incl in 84218282 and 84218281
2	NSS		1	NO SE VENDE SEPARADO SPOOL Bucket, Incl in 84218282 and 84218281
3	NSS		1	NO SE VENDE SEPARADO SPOOL Lift, Incl in 84218282 and 84218281
4	NSS		1	NO SE VENDE SEPARADO SPOOL Clam, Incl in 84218282 and 84218281
5	NSS		1	NO SE VENDE SEPARADO SPOOL, Incl in 84218282 and 84218281
6	87426233		6	TAMPÃO 7/8" Male 7/8 - 14 NF, Serviceable Includes (1) 87455974 O-Ring
7	84124604		1	CONJUNTO (Return to Dig) Magnetic, Bucket; Included In 87351496 or 87351501 Valve, Some Component Parts Not Serviced Separately; Serviceable Includes (1) 87454547 O-Ring, (1) 87515957 Magnet, (2) 87310278 Screw; Replaces 87515955
8	87450978		2	VALVULA DE ALIVIO Some Component Parts Not Serviced Separately; Includes Serviceable 87455549 Seal Kit
9	81868381		2	VÁLVULA DE RETENÇÃO 1-1/16" - 12 Load, Anti-Void; Component Parts Not Serviced Separately; Includes Serviceable 87455580 Seal Kit
10	87426227		1	LINGUETA Manual, Lift; Some Component Parts Not Serviced Separately; Serviceable Includes (1) 87454547 O-Ring, (2) 87310275 Screw, (4) 87310276 Ball Bearing

VÁLVULA - COMANDOS DA CARREGADEIRA, 3 CARRETÉIS

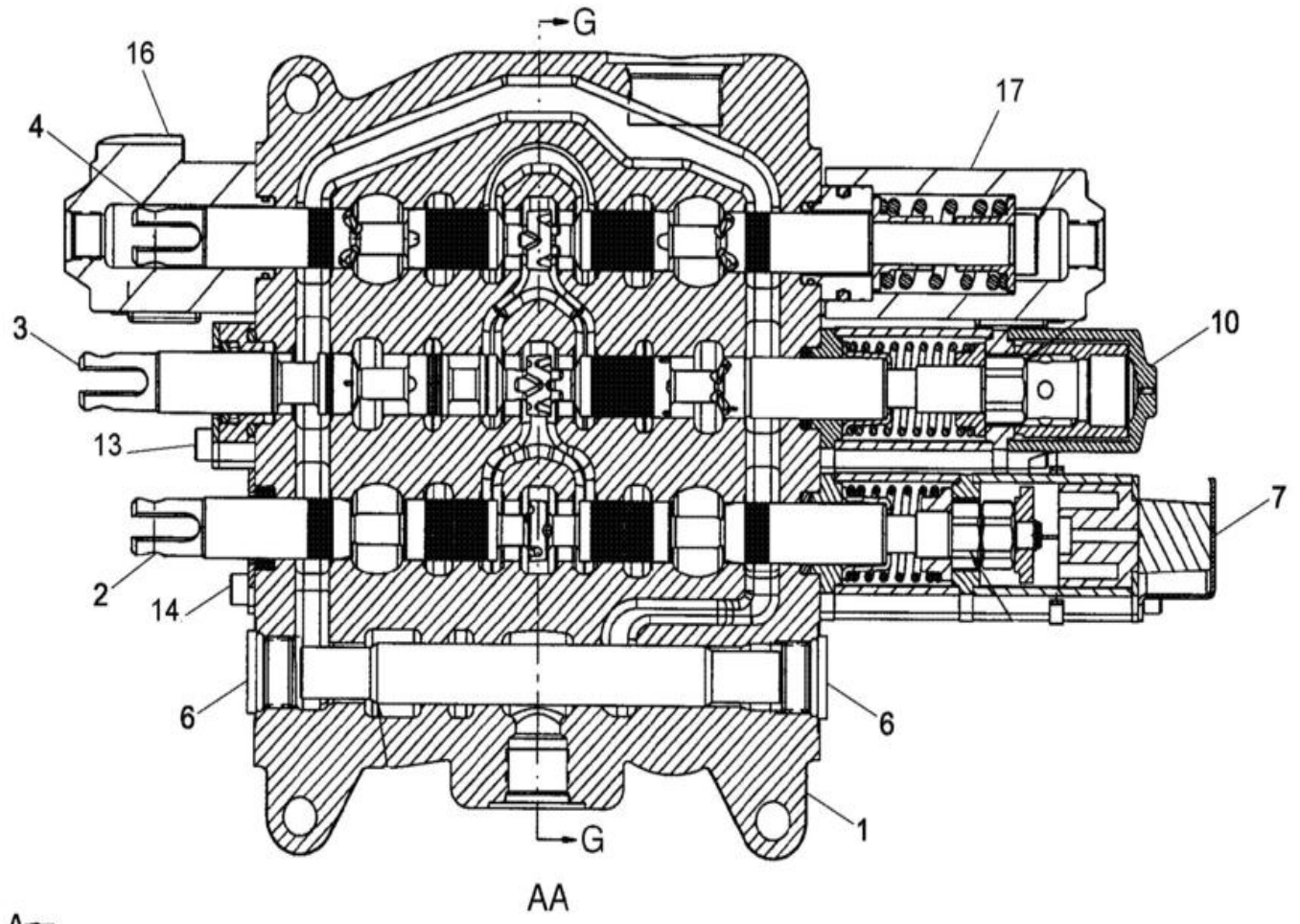

AA

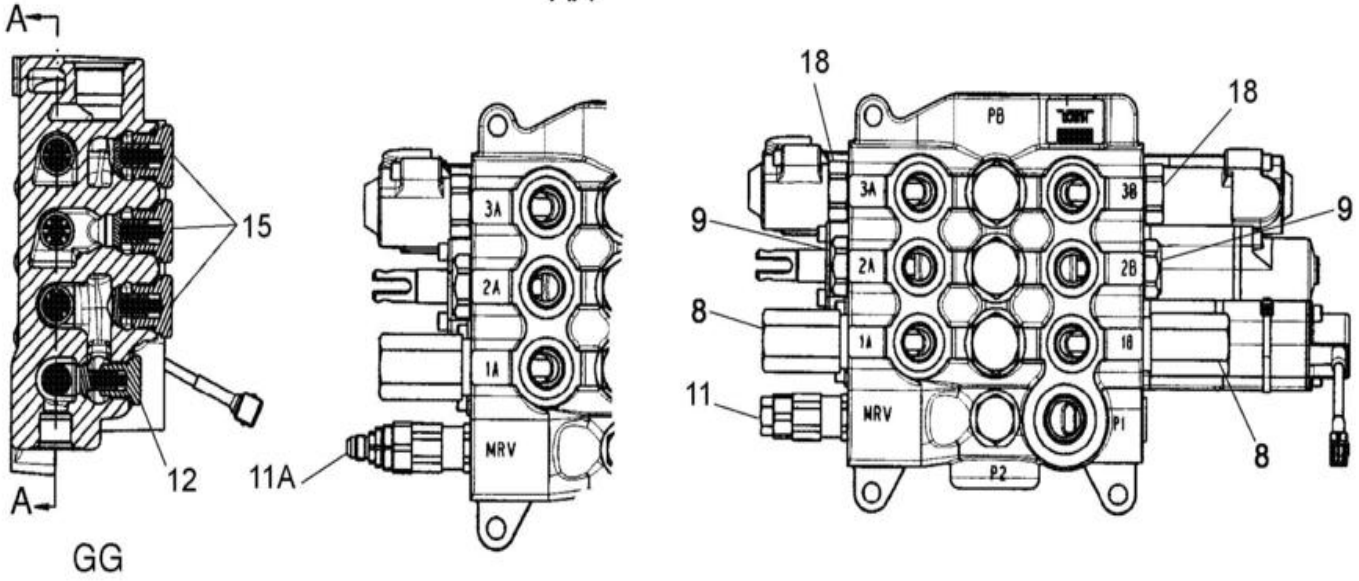

GG

VÁLVULA - COMANDOS DA CARREGADEIRA, 3 CARRETÉIS

REF FN	PART NUMBER	YR/SN	QTY	DESCRIPTION
11	87426717		1	VALVULA DE ALIVIO Main, Single Stage; 87434767 or 87351496Loader Valve, Models Without Pilot Controls; Component Parts Not Serviced Separately; Includes Serviceable 87455551 Seal Kit
11A	87426235		1	VALVULA DE ALIVIO Main, Two Stage; 87434769 or 87351501 Loader Valve, Models With Pilot Controls; Component Parts Not Serviced Separately; Includes Serviceable 87455550 Seal Kit
12	87426716		1	VALVE, CHECK Some Component Parts Not Serviced Separately; Serviceable Includes (1) 87455974 O-Ring, (1) 87309001 O-Ring, (1) 87446002 Poppet, (1) 87446003 Spring
13	87440815		1	CHAPA Lift Spool and Seal Assembly; Some Component Parts Not Serviced Separately; Serviceable Includes (1) 87454547 O-Ring, (1) 87454548 Seal, (1) 87455538 O-Ring, (2) 87455534 Screw
14	87440814		1	CONJUNTO Bucket and Clam Spool and Seal Assembly; Some Component Parts Not Serviced Separately; Serviceable Includes (1) 87454547 O-Ring, (1) 87454548 Seal, (2) 87455540 Screw
15	87426238		3	VALVE, CHECK Component Parts Not Serviced Separately; Includes Serviceable 87455975 O-Ring
16	87757931		1	EXTREMIDADE Cap; Clam Spool; Component Parts Not Available At Time Of Printing
17	87757932		1	EXTREMIDADE Cap; Clam Spool; Component Parts Not Available At Time Of Printing
18	83981068		2	CILINDROS DE FECHO Hex, 1/16 - 12 UN Shut-Off, Includes Seal; Component Parts Not Serviced Separately

35.726.02	01	p1	1/2017

VÁLVULA - COMANDOS PILOTADOS E JOYSTICK (6 CARRETÉIS, SEM BRAÇO EXTENSÍVEL DA CONCHA, COM AUXÍLIO HIDRÁULICO)

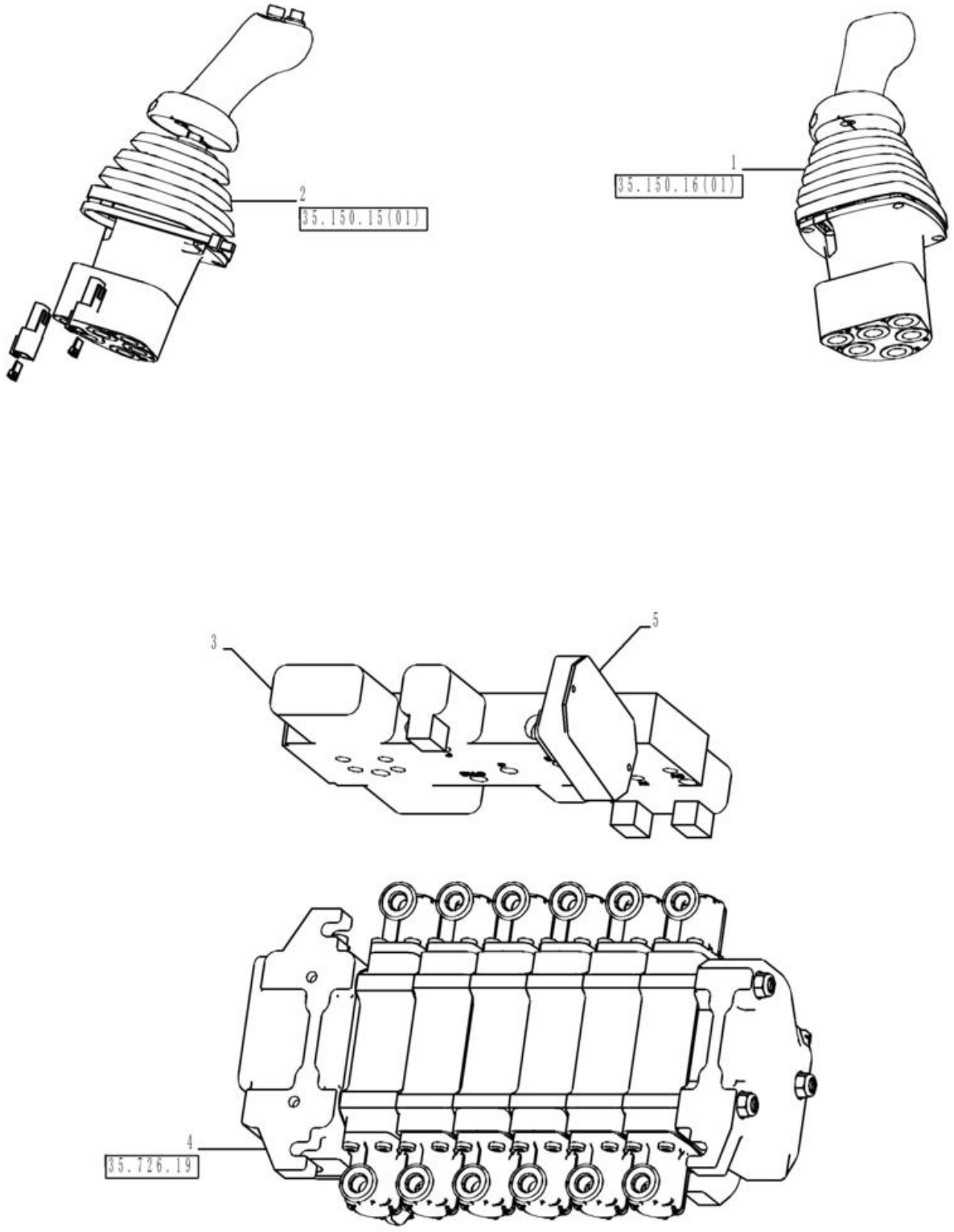

VÁLVULA - COMANDOS PILOTADOS E JOYSTICK (6 CARRETÉIS, SEM BRAÇO EXTENSÍVEL DA CONCHA, COM AUXÍLIO HIDRÁULICO)

REF FN	PART NUMBER	YR/SN	QTY	DESCRIPTION
1	87685954		1	JOYSTICK
2	87685953		1	JOYSTICK
3	85827472		1	VÁLVULA HIDRÁULICA
3	47765052		1	VÁLVULA HIDRÁULICA
4	84214054		1	VÁLVULA PILOTO
4	47672626		1	VÁLVULA
5	84203217		1	MÓDULO

580N-RETRO-CARREGADORA (BRASIL)

35.726.03	02	p1	1/2017

VÁLVULA - COMANDOS PILOTADOS E JOYSTICK (6 CARRETÉIS, SEM BRAÇO EXTENSÍVEL DA CONCHA, SEM AUXÍLIO HIDRÁULICO)

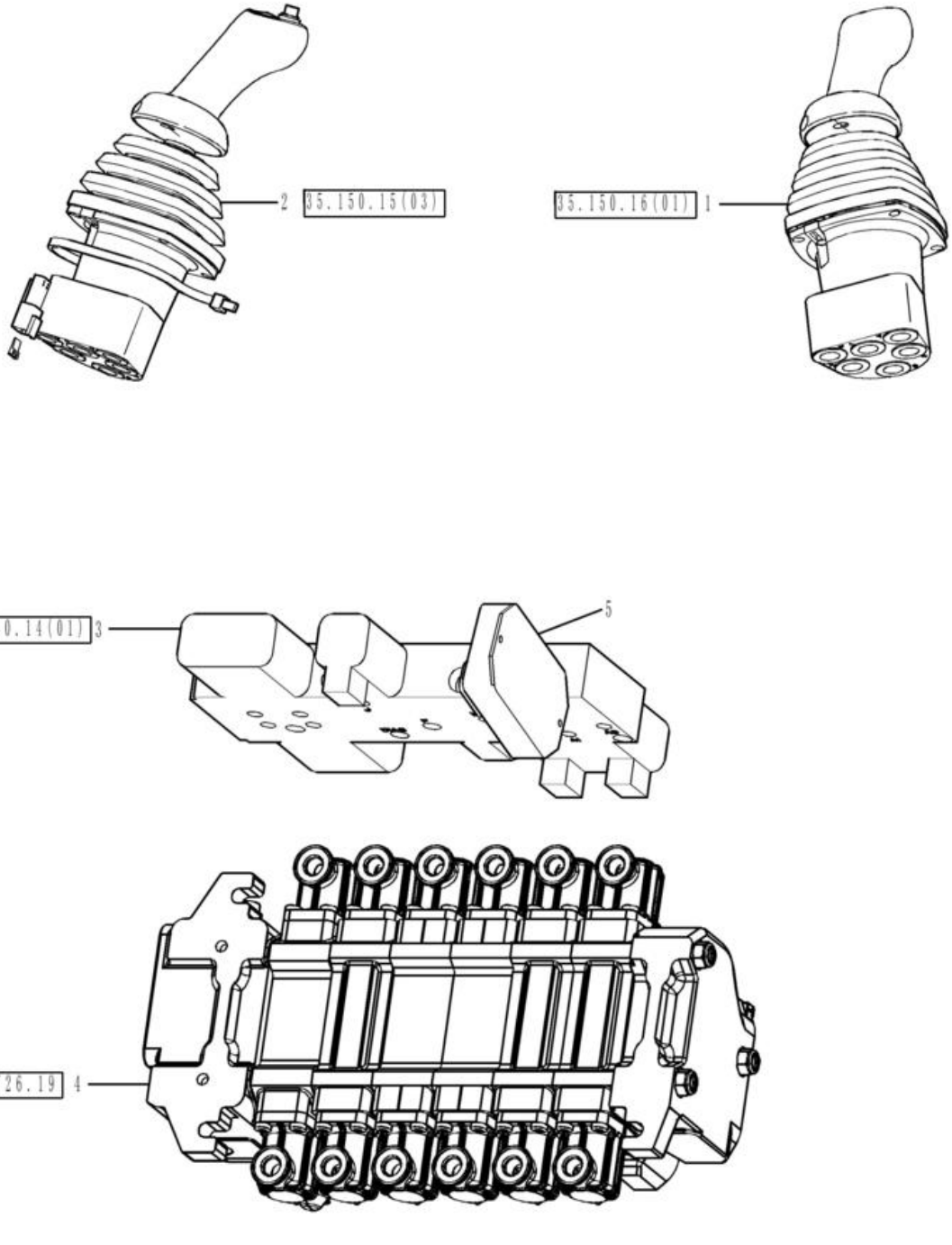

VÁLVULA - COMANDOS PILOTADOS E JOYSTICK (6 CARRETÉIS, SEM BRAÇO EXTENSÍVEL DA CONCHA, SEM AUXÍLIO HIDRÁULICO)

REF	FN	PART NUMBER	YR/SN	QTY	DESCRIPTION
1		87685954		1	JOYSTICK RH
2		87685948		1	JOYSTICK LH
3		85827472		1	VÁLVULA HIDRÁULICA
4		84214054		1	VÁLVULA PILOTO
4		47672626		1	VÁLVULA
5		84203217		1	MÓDULO

35.726.04	01	p1	1/2017

VÁLVULA - COMANDOS PILOTADOS E JOYSTICK (7 CARRETÉIS, COM BRAÇO EXTENSÍVEL DA CONCHA, COM AUXÍLIO HIDRÁULICO)

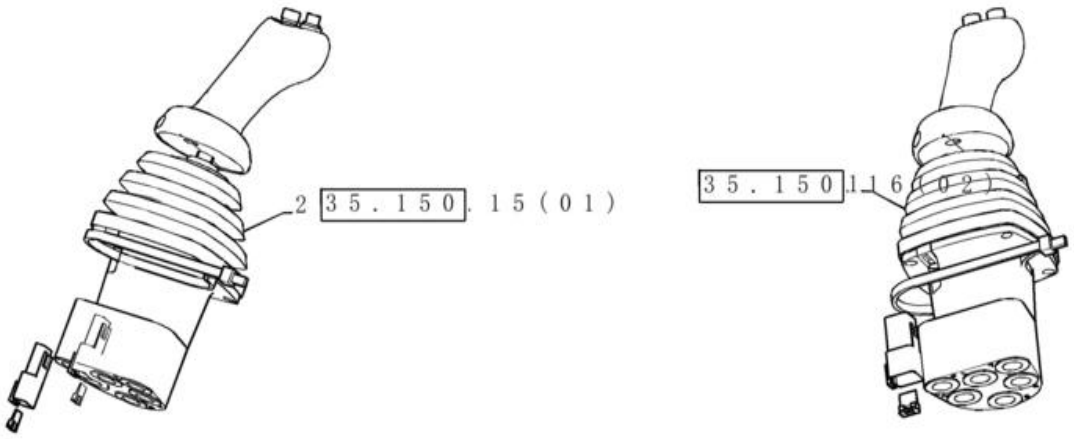

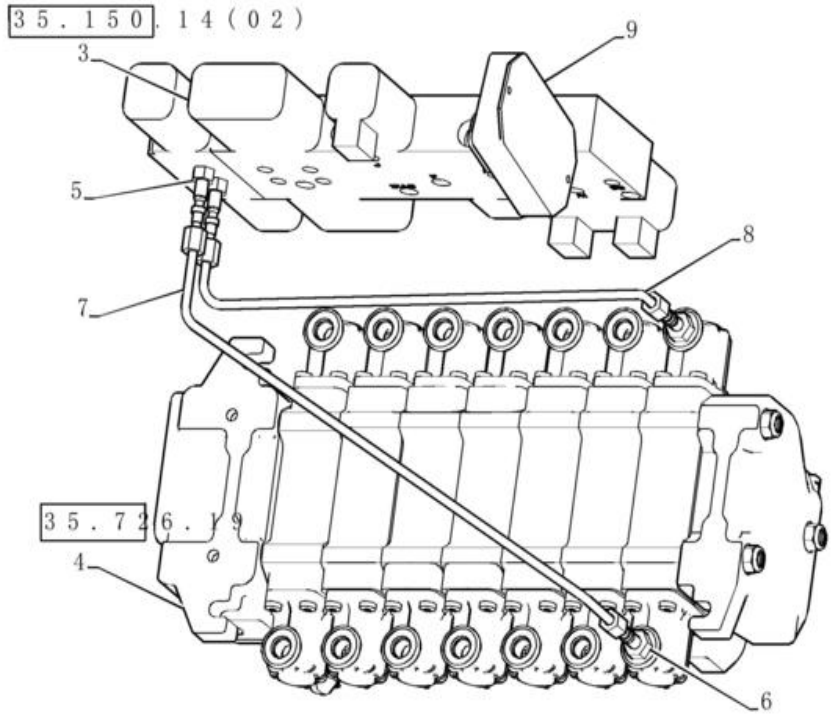

VÁLVULA - COMANDOS PILOTADOS E JOYSTICK (7 CARRETÉIS, COM BRAÇO EXTENSÍVEL DA CONCHA, COM AUXÍLIO HIDRÁULICO)

REF FN	PART NUMBER	YR/SN	QTY	DESCRIPTION
1	87685955		1	JOYSTICK
2	87685953		1	JOYSTICK
3	85827471		1	VÁLVULA HIDRÁULICA
4	84214059		1	VÁLVULA PILOTO
5	218-5053		2	CONECTOR HID. 7/16" - 20 JIC x 7/16" - 20 ORB
6	218-5089		2	CONECTOR HID. 7/16" - 20 Male JIC x 9/16" - 18 Male ORB
7	87437633		1	TUBAGEM HIDRÁULICO
8	87437635		1	TUBAGEM HIDRÁULICO
9	84203217		1	MÓDULO

VÁLVULA - COMANDOS PILOTADOS E JOYSTICK (7 CARRETÉIS, COM BRAÇO EXTENSÍVEL DA CONCHA, SEM AUXÍLIO HIDRÁULICO)

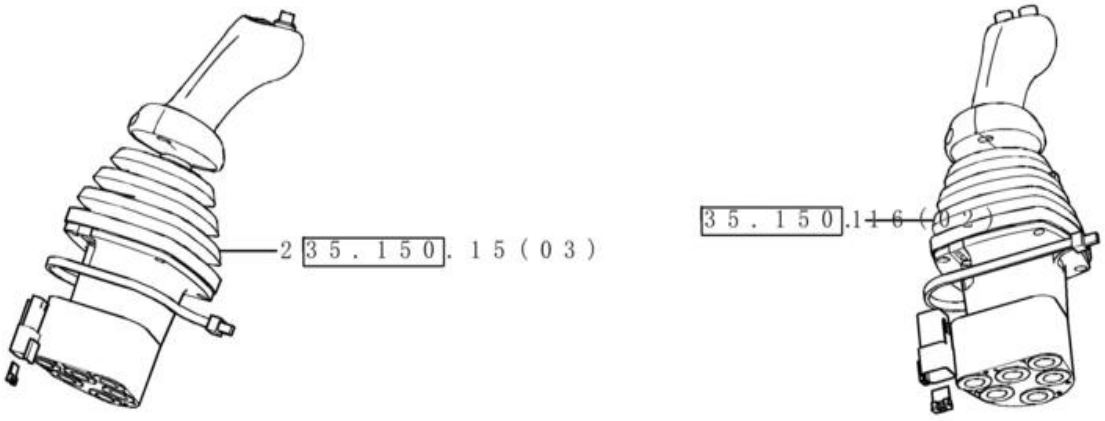

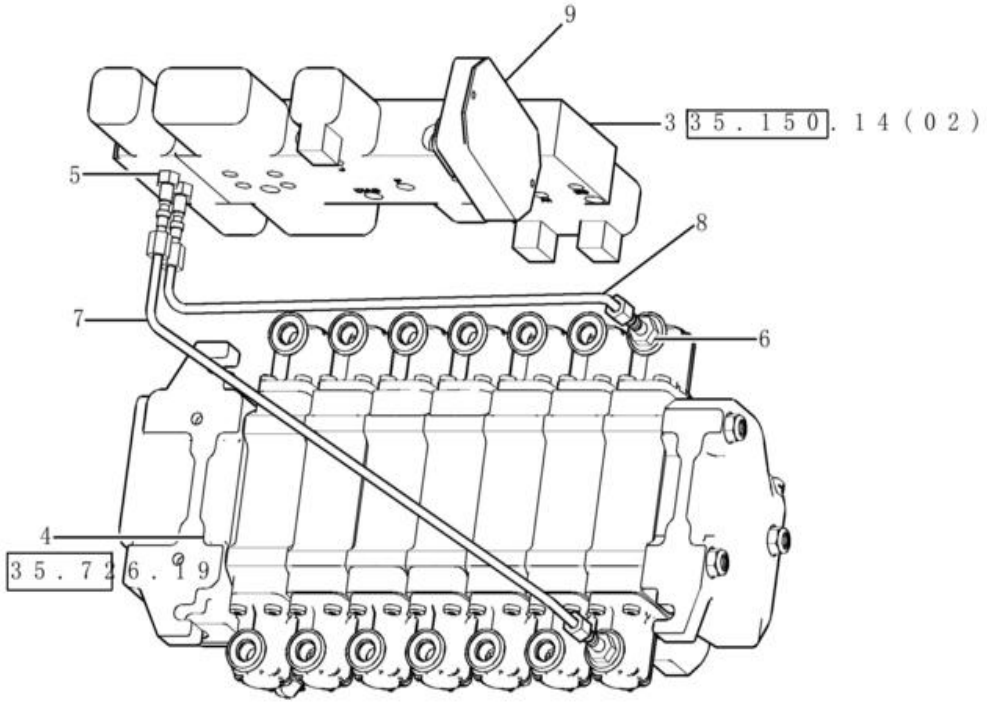

VÁLVULA - COMANDOS PILOTADOS E JOYSTICK (7 CARRETÉIS, COM BRAÇO EXTENSÍVEL DA CONCHA, SEM AUXÍLIO HIDRÁULICO)

REF	FN	PART NUMBER	YR/SN	QTY	DESCRIPTION
1		87685955		1	JOYSTICK
2		87685948		1	JOYSTICK
3		85827471		1	VÁLVULA HIDRÁULICA
4		84214059		1	VÁLVULA PILOTO
4		47672632		1	VÁLVULA
5		218-5053		2	CONECTOR HID. 7/16" - 20 JIC x 7/16" - 20 ORB
6		218-5089		2	CONECTOR HID. 7/16" - 20 Male JIC x 9/16" - 18 Male ORB
7		87437633		1	TUBAGEM HIDRÁULICO
8		87437635		1	TUBAGEM HIDRÁULICO
9		47765051		1	VÁLVULA PILOTO

VALVE - PILOT CONTROL AND JOYSTICKS (7 SPOOL, W/O EXT DIPPER W/ AUX HYDS)

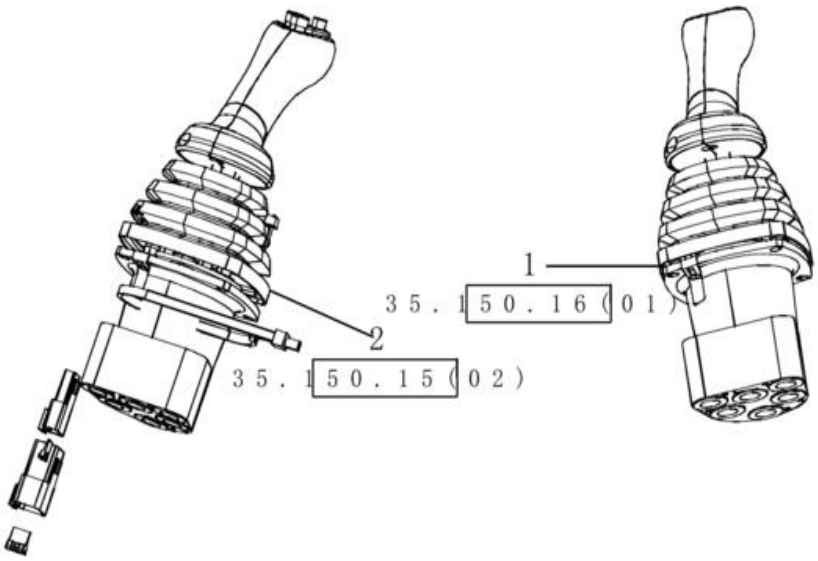

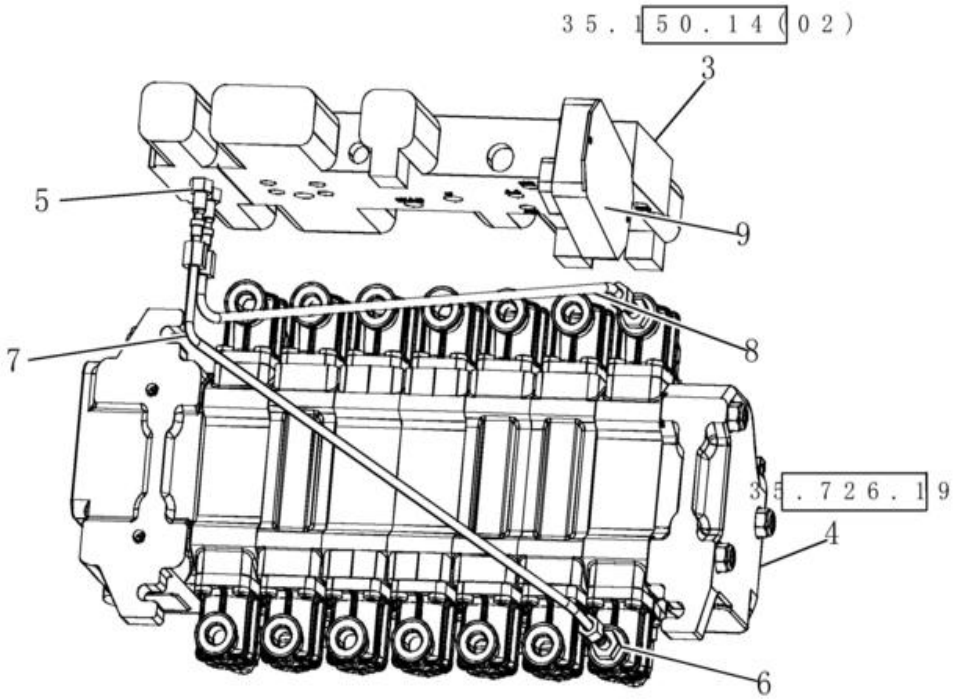

VALVE - PILOT CONTROL AND JOYSTICKS (7 SPOOL, W/O EXT DIPPER W/ AUX HYDS)

REF	FN	PART NUMBER	YR/SN	QTY	DESCRIPTION
1		87685954		1	JOYSTICK RH STD Dipper
2		87685952		1	JOYSTICK LH BI-DIR and Horn
3		85827471		1	VÁLVULA HIDRÁULICA 3 Spool
4		84214061		1	VÁLVULA PILOTO
5		218-5053		2	CONECTOR HID. 7/16" - 20 JIC x 7/16" - 20 ORB 1/4 37FL-ORB 1/4
6		218-5089		2	CONECTOR HID. 7/16" - 20 Male JIC x 9/16" - 18 Male ORB 1/4 37FL-ORB 3/8
7		87438012		1	TUBAGEM HIDRÁULICO Reducing Valve to Aux. B
8		87438015		1	TUBAGEM HIDRÁULICO Reducing Valve to Aux. A
9		84254545		1	MÓDULO Pilot

35.726.06	01	p1	1/2017

VÁLVULA - COMANDOS PILOTADOS E JOYSTICK (7 CARRETÉIS, SEM BRAÇO EXTENSÍVEL DA CONCHA, COM HIDR AUX)

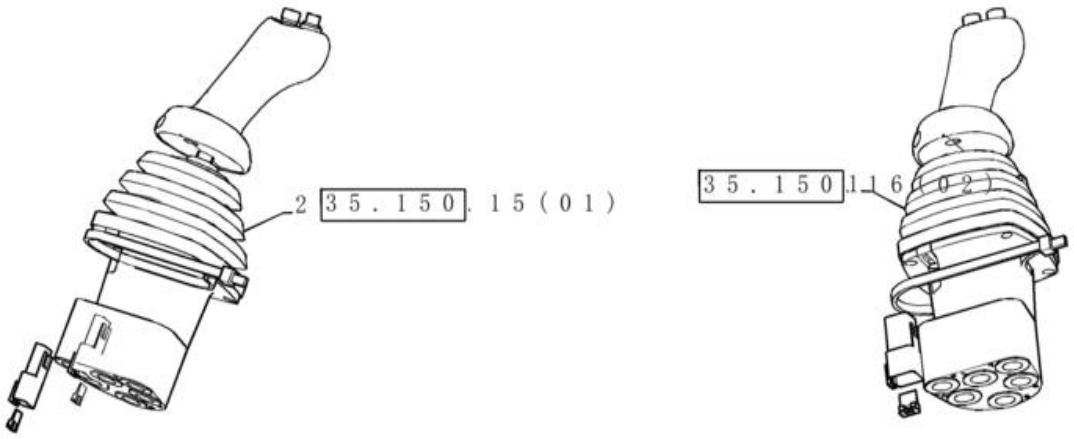

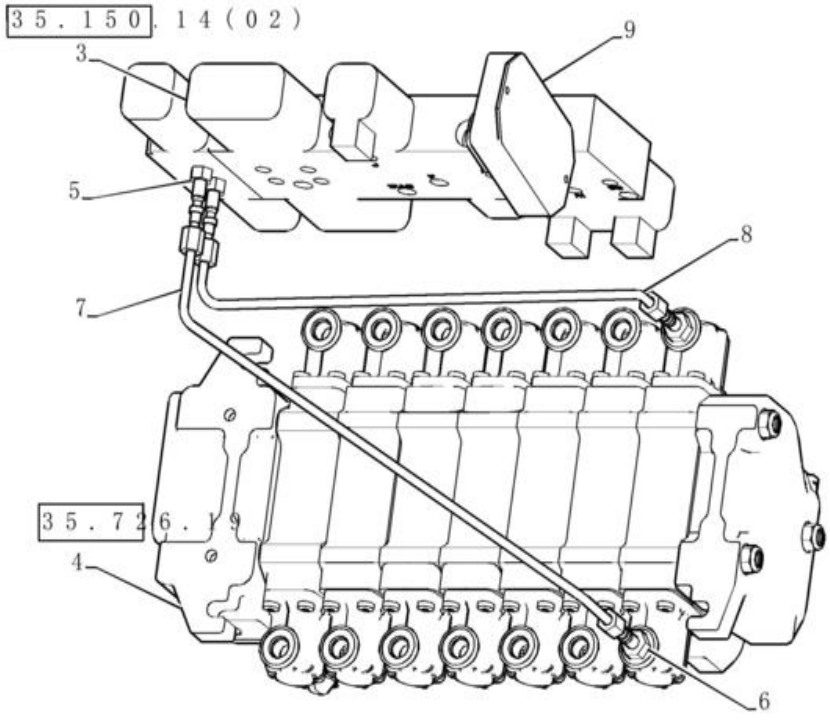

VÁLVULA - COMANDOS PILOTADOS E JOYSTICK (7 CARRETÉIS, SEM BRAÇO EXTENSÍVEL DA CONCHA, COM HIDR AUX)

REF FN	PART NUMBER	YR/SN	QTY	DESCRIPTION
1	87685956		1	JOYSTICK
2	87685952		1	JOYSTICK
3	85827471		2	VÁLVULA HIDRÁULICA
4	84269981		1	VÁLVULA PILOTO
4	47672632		1	VÁLVULA
5	218-5053		2	CONECTOR HID. 7/16" - 20 JIC x 7/16" - 20 ORB
6	218-5089		1	CONECTOR HID. 7/16" - 20 Male JIC x 9/16" - 18 Male ORB
7	87438012		1	TUBAGEM HIDRÁULICO
8	87438015		1	TUBAGEM HIDRÁULICO
9	47765051		1	VÁLVULA PILOTO

35.726.07	01	p1	1/2017

VALVE - PILOT CONTROL AND JOYSTICKS (8 SPOOL, W/ EHOE, W/ AUX HYDS) (Apr 5 2012 11:18:00.5093 AM)

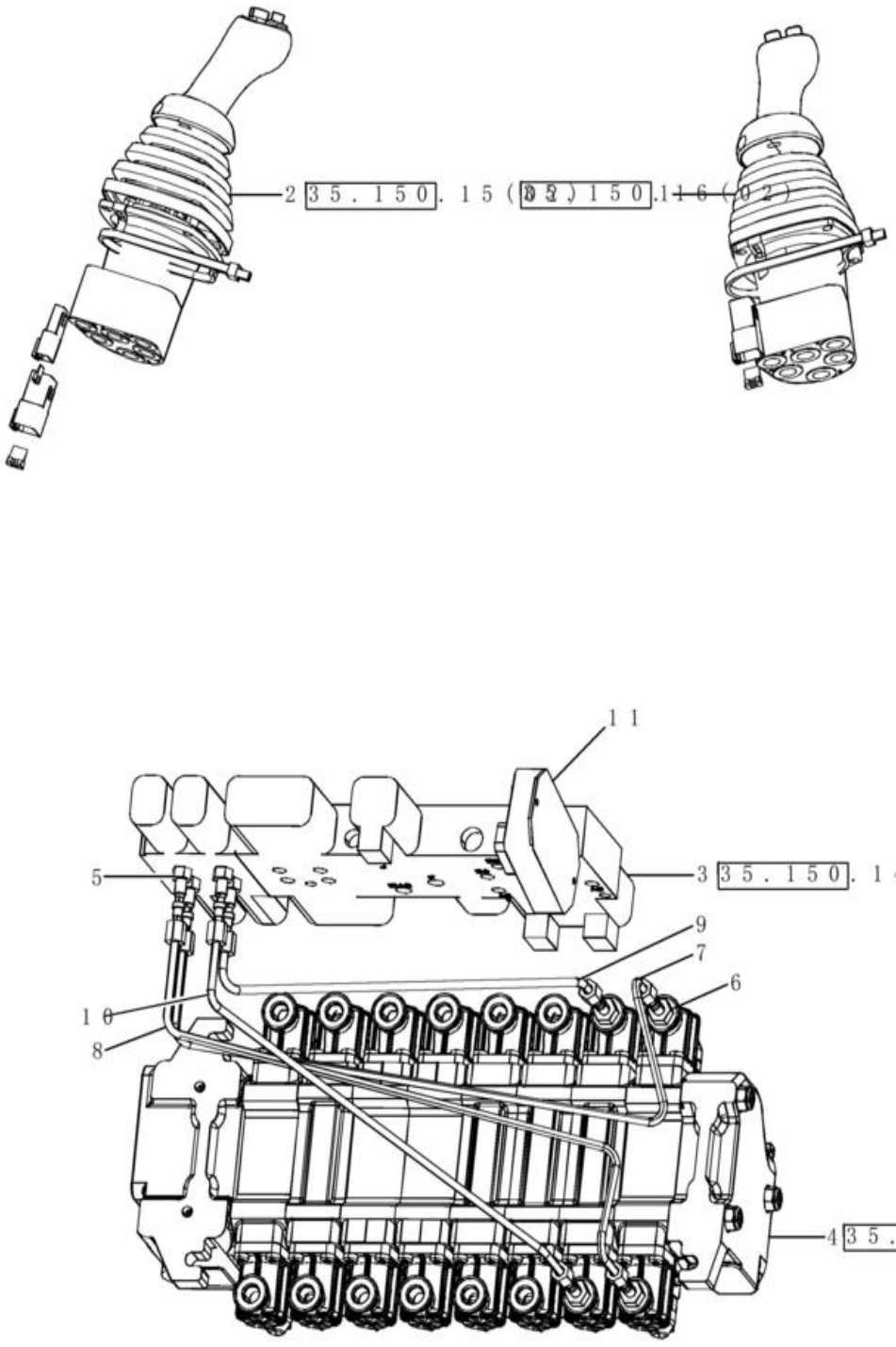

VALVE - PILOT CONTROL AND JOYSTICKS (8 SPOOL, W/ EHOE, W/ AUX HYDS) (Apr 5 2012 11:18:00.5093 AM)

REF	FN	PART NUMBER	YR/SN	QTY	DESCRIPTION
1		87685955		1	JOYSTICK
2		87685952		1	JOYSTICK
3		47765047		1	VÁLVULA PILOTO
4		84214062		1	VÁLVULA PILOTO
4		47672642		1	VÁLVULA
5		218-5053		4	CONECTOR HID. 7/16" - 20 JIC x 7/16" - 20 ORB
6		218-5089		4	CONECTOR HID. 7/16" - 20 Male JIC x 9/16" - 18 Male ORB
7		87440837		1	TUBAGEM HIDRÁULICO Reducing Valve to Aux. A
8		87440835		1	TUBAGEM HIDRÁULICO Reducing Valve to Ext. A
9		87437635		1	TUBAGEM HIDRÁULICO Reducing Valve to Aux. B
10		87437633		1	TUBAGEM HIDRÁULICO Reducing Valve to Ext. B
11		84254545		1	MÓDULO Pilot Controls

35.726.07	01	p1	1/2017

VALVE - PILOT CONTROL AND JOYSTICKS (8 SPOOL, W/ EHOE, W/ AUX HYDS) (Apr 5 2012 11:18:00.5112 AM)

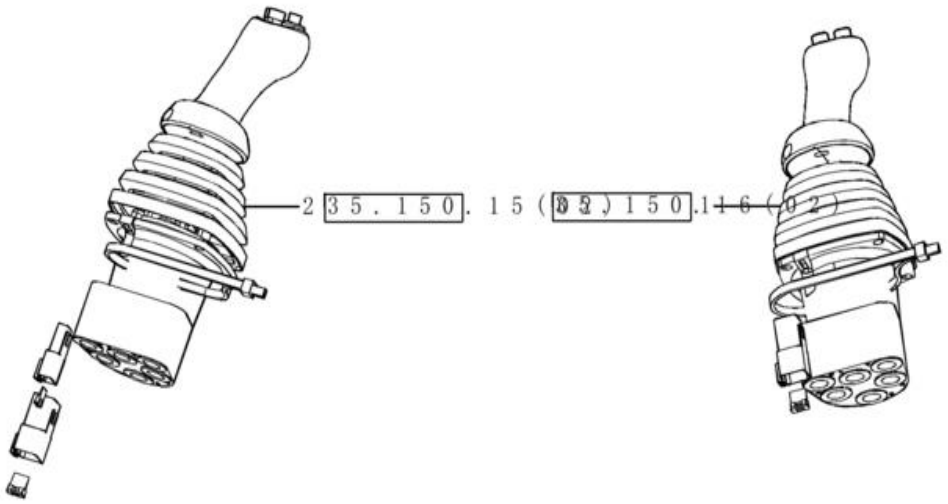

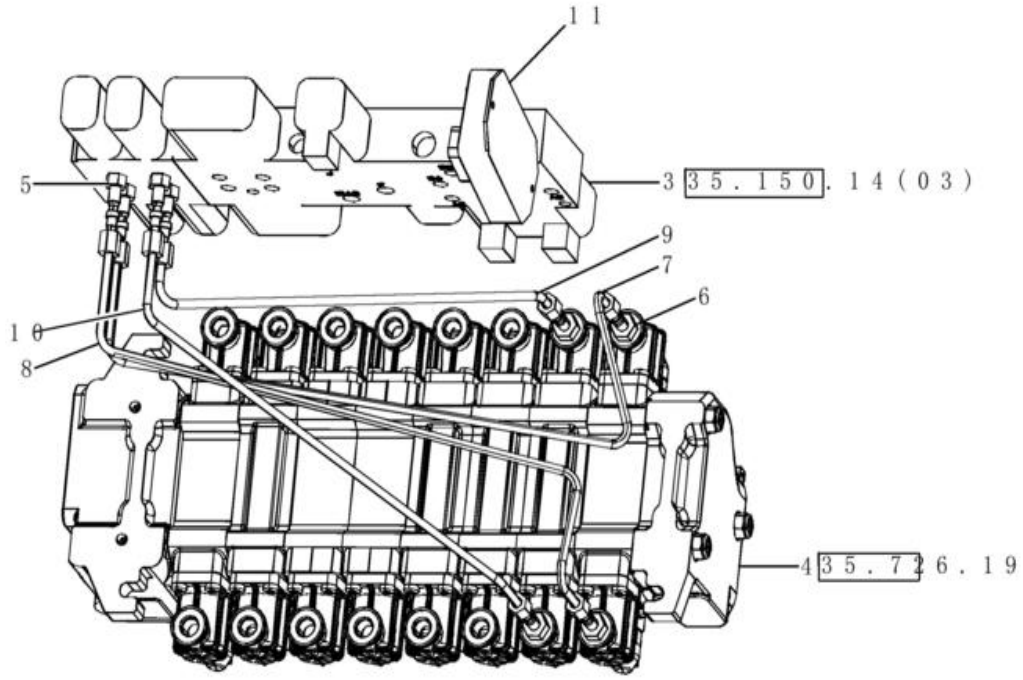

VALVE - PILOT CONTROL AND JOYSTICKS (8 SPOOL, W/ EHOE, W/ AUX HYDS) (Apr 5 2012 11:18:00.5112 AM)

REF	FN	PART NUMBER	YR/SN	QTY	DESCRIPTION
1		87685955		1	JOYSTICK
2		87685952		1	JOYSTICK
3		87434621		1	VÁLVULA DE CONTROLO
4		84214062		1	VÁLVULA PILOTO
5		218-5053		4	CONECTOR HID. 7/16" - 20 JIC x 7/16" - 20 ORB
6		218-5089		4	CONECTOR HID. 7/16" - 20 Male JIC x 9/16" - 18 Male ORB
7		87440837		1	TUBAGEM HIDRÁULICO Reducing Valve to Aux. A
8		87440835		1	TUBAGEM HIDRÁULICO Reducing Valve to Ext. A
9		87437635		1	TUBAGEM HIDRÁULICO Reducing Valve to Aux. B
10		87437633		1	TUBAGEM HIDRÁULICO Reducing Valve to Ext. B
11		84254545		1	MÓDULO Pilot Controls

35.726.08	01	p1	1/2017

SISTEMA HIDRÁULICO - COMANDOS PILOTADOS

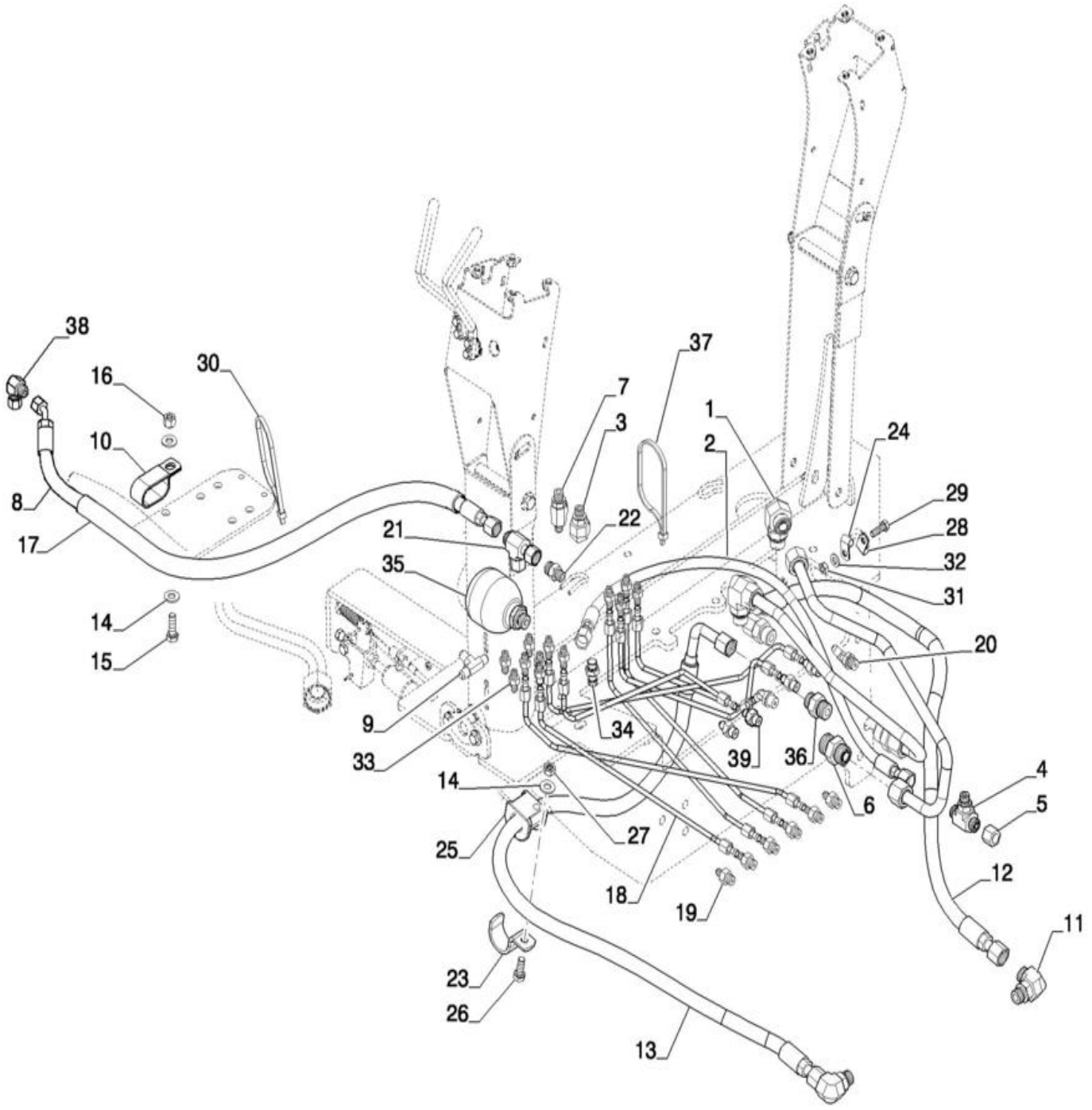

SISTEMA HIDRÁULICO - COMANDOS PILOTADOS

REF FN	PART NUMBER	YR/SN	QTY	DESCRIPTION
1	87675522		2	COTOVELO 90 90 Degree 1"-14 x 7/8"-14 Adj ORFS
2	84405440		1	MANGUEIRA HIDRÁULICA 6.3mm ID x 742mm L
3	9840543		1	COTOVELO 90 90 Degree, 11/16"-16 x 9/16"-18 Adj, ORFS
4	201-401		1	TÊ 11/16"-16 x 9/16"-18 Br, ORFS
5	87331950		3	CAP ASSY. Hex, 11/16"-16
6	83962539		2	CONECTOR HID. 1" - 14 ORFS x 1-1/16 - 12 ORB
7	218-5243		1	TÊ 9/16" - 18 Male JIC x 9/16" - 18 Male JIC x 9/16" - 18 Male ORB
8	84514724		1	MANGUEIRA CONJUNTO 10mm ID x 870mm L
9	218-593		1	TÊ 9/16"-18, 37 Degree
10	D39696		1	BRAÇADEIRA 25.40mm - 13.49mm Bolt, CTD
11	9992307		2	COTOVELO 90 90 Degree, 13/16"-16 x 3/4"-16 Adj, ORFS
12	84328810		1	MANGUEIRA CONJUNTO 12.5mm ID x 899mm L
13	84399174		1	MANGUEIRA CONJUNTO 10mm ID x 1285mm L
14	87655046		3	ANILHA ESPECIAL 10.65mm ID x 23mm OD x 2.2mm Thk
15	614-10030		1	PARAFUSO Hex, M10 x 1.5 x 30mm, Cl 8.8, Full Thd
16	832-10410		1	PORCA M10 x 1.5, Cl 8
17	84249061		1	PROTETOR DE MANGUEIR 19mm ID x 820mm L
18	NSS		1	NO SE VENDE SEPARADO See PAGE 02
19	218-5089		9	CONECTOR HID. 7/16" - 20 Male JIC x 9/16" - 18 Male ORB
20	218-5365		2	COTOVELO 45 Degree, 7/16"-20, 37 Degree x 9/16"-18, O-Ring
21	84989848		1	TÊ 11/16" - 16 ORFS x 11/16" - 16 ORFS x 11/16" - 16 JIC
22	9993143		1	CONECTOR HID. 11/16" - 16 ORFS x 9/16" - 18 ORB
23	515-2295		1	BRAÇADEIRA 3/8", Insul, 5/16" Bolt

35.726.08	01	p2	1/2017

SISTEMA HIDRÁULICO - COMANDOS PILOTADOS

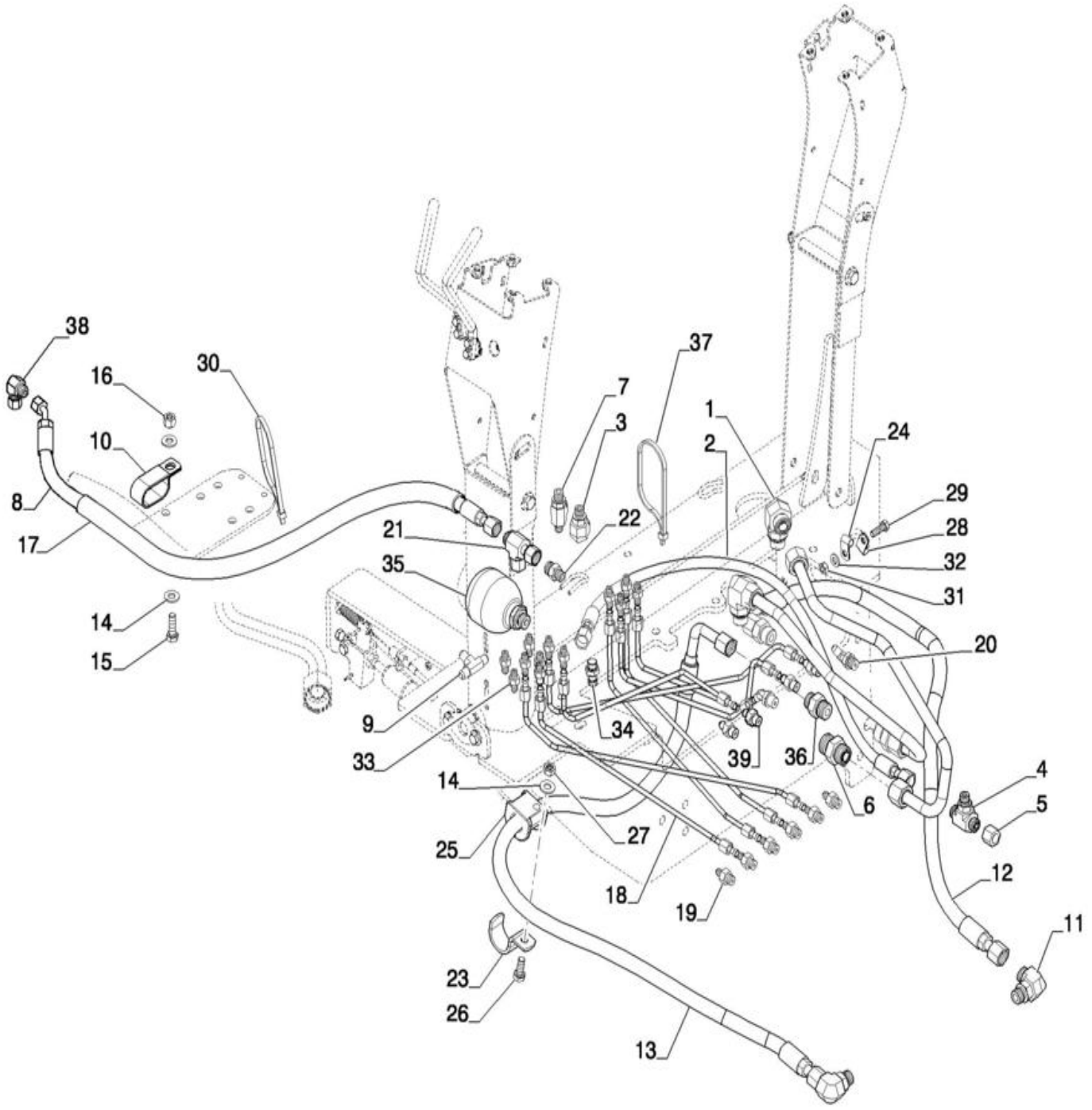

SISTEMA HIDRÁULICO - COMANDOS PILOTADOS

REF FN	PART NUMBER	YR/SN	QTY	DESCRIPTION
24	D143411		1	BRAÇADEIRA 28.96mm ID, 10.31mm Bolt Hole, J Type
25	D74182		1	PASSA-FIOS 3/4" ID x 1.46" L
26	614-10025		1	PARAFUSO Hex, M10 x 1.5 x 25mm, Cl 8.8
27	829-1410		1	PORCA M10 x 1.5, Cl 10.9
28	515-22127		1	BRAÇADEIRA 1/2", Insul, 5/16" Bolt
29	43127		1	PARAFUSO Hex, M8 x 1.25 x 25mm, Cl 8.8
30	L18331		2	BRAÇADEIRA DE CABO 375.9mm L, Nylon CABLE STRAP
31	829-1408		1	PORCA Hex, M8 x 1.25, Cl 10.9
32	87655042		1	ANILHA ESPECIAL 8.8mm ID x 17.5mm OD x 2.2mm Thk
33	218-5053		12	CONECTOR HID. 7/16" - 20 JIC x 7/16" - 20 ORB
34	86596853		1	ENGATE RAPIDO 9/16"-18
35	87425225		1	ACUMULADOR 0.16L
36	87610720		2	CONECTOR HID. 7/8" - 14 ORB x 13/16" - 16 ORFS
37	L11541		2	BRAÇADEIRA DE CABO 203.2mm L, Nylon CABLE STRAP
38	84989392		3	COTOVELO 90 Degree, 11/16"-16 ORFS x 11/16"-16 Fem Sw
39	87423401		1	CONECTOR 1/4" JIC x 3/8" ORB Orifice

35.726.08	02	p1	1/2017

SISTEMA HIDRÁULICO - COMANDOS PILOTADOS

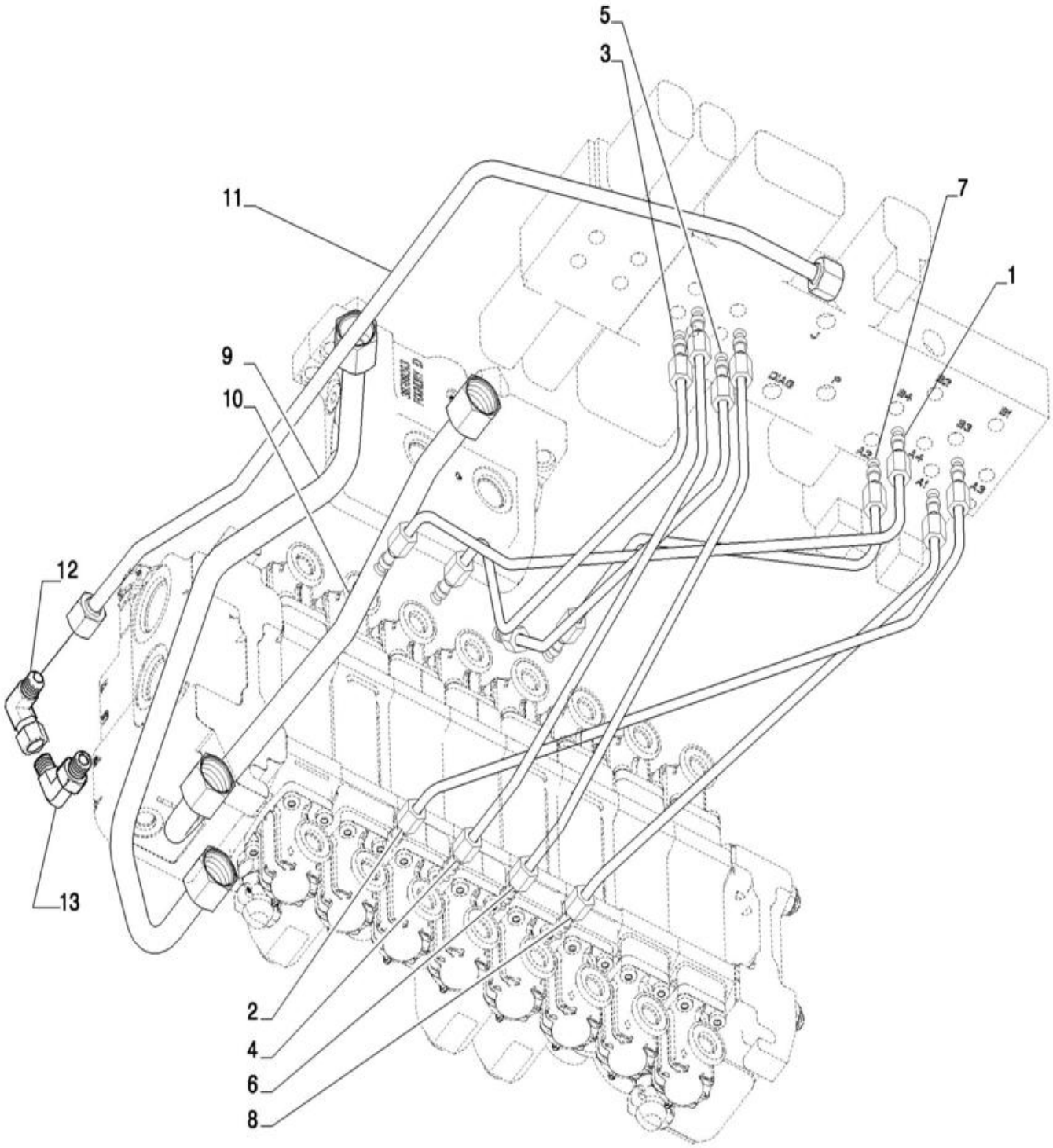

SISTEMA HIDRÁULICO - COMANDOS PILOTADOS

REF	FN	PART NUMBER	YR/SN	QTY	DESCRIPTION
1		87439215		1	TUBAGEM HIDRÁULICO Selector A4 to Boom A
2		87439213		1	TUBAGEM HIDRÁULICO Selector A3 to Boom B
3		87437627		1	TUBAGEM HIDRÁULICO Reducing Valve to Left Hand Stabilizer A
4		87437625		1	TUBAGEM HIDRÁULICO Reducing Valve to Left Hand Stabilizer B
5		87445557		1	TUBAGEM HIDRÁULICO Reducing Valve to Right Hand Stabilizer A
6		87437629		1	TUBAGEM HIDRÁULICO Reducing Valve to Right Hand Stabilizer B
7		87437623		1	TUBO .25" OD Selector A2 to Dipper A
8		87437621		1	TUBO .25" OD Selector A1 to Dipper B
9		84332787		1	TUBAGEM HIDRÁULICO Swing Dampening to Bottom Port
10		84332788		1	TUBAGEM HIDRÁULICO Swing Dampening to Top Port
11		84252987		1	TUBAGEM HIDRÁULICO Reducing Valve Tank to Bachkhoe Valve
12		84989392		1	COTOVELO 90 Degree, 11/16"-16 ORFS x 11/16"-16 Fem Sw
13		84253173		1	COTOVELO 90 11/16"-16 ORFS x 3/8" ORB W/ Orifice

SISTEMA HIDRÁULICO - COMANDOS PILOTADOS, AUXILIAR DUPLO (8 CARRETÉIS)

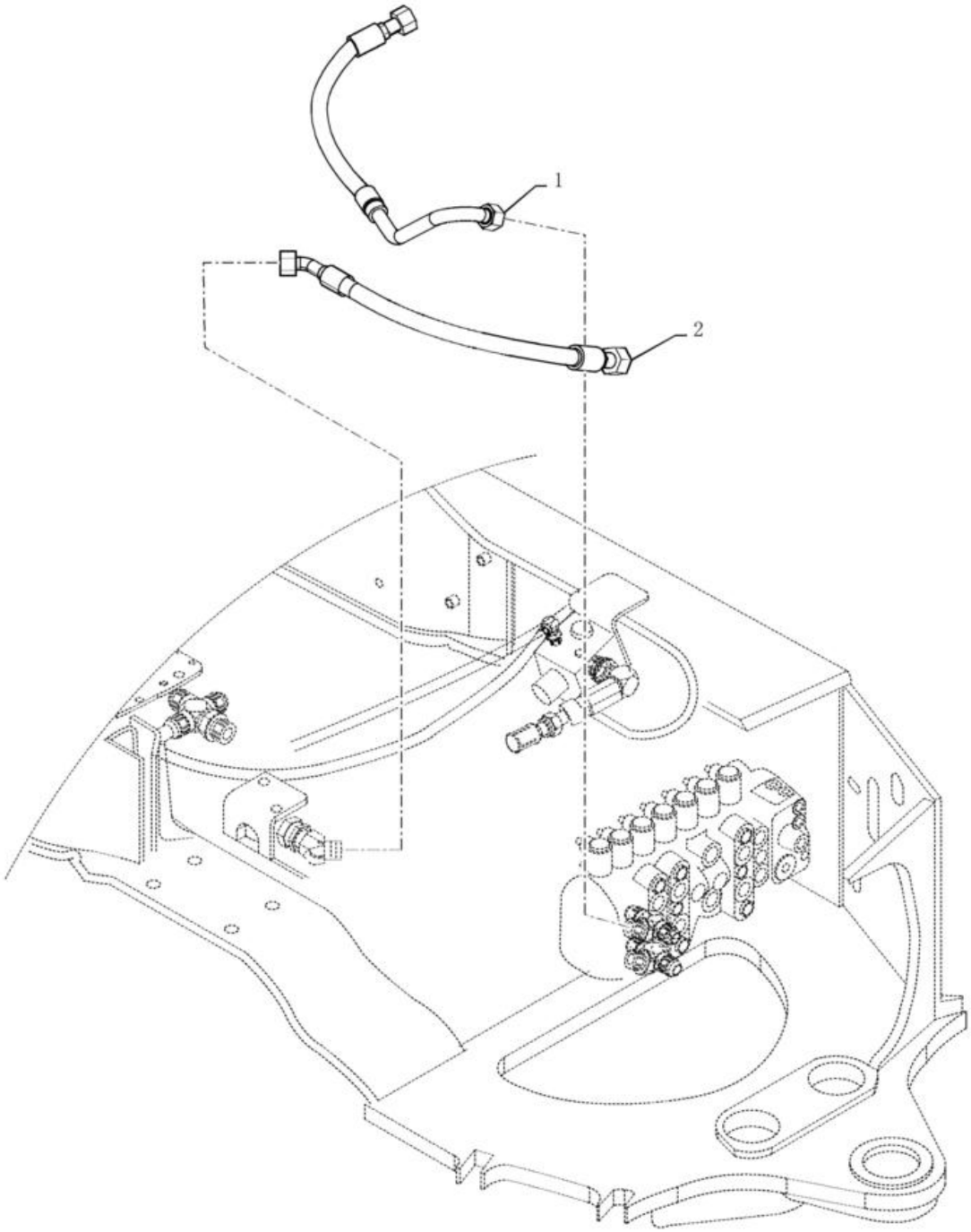

SISTEMA HIDRÁULICO - COMANDOS PILOTADOS, AUXILIAR DUPLO (8 CARRETÉIS)

REF	FN	PART NUMBER	YR/SN	QTY	DESCRIPTION
1		84292027		1	TUBAGEM HIDRÁULICO
2		84292795		1	MANGUEIRA CONJUNTO 19mm ID x 698mm L

35.726.09	01	p1	1/2017

COMANDOS, ESTRUTURA DA TORRE

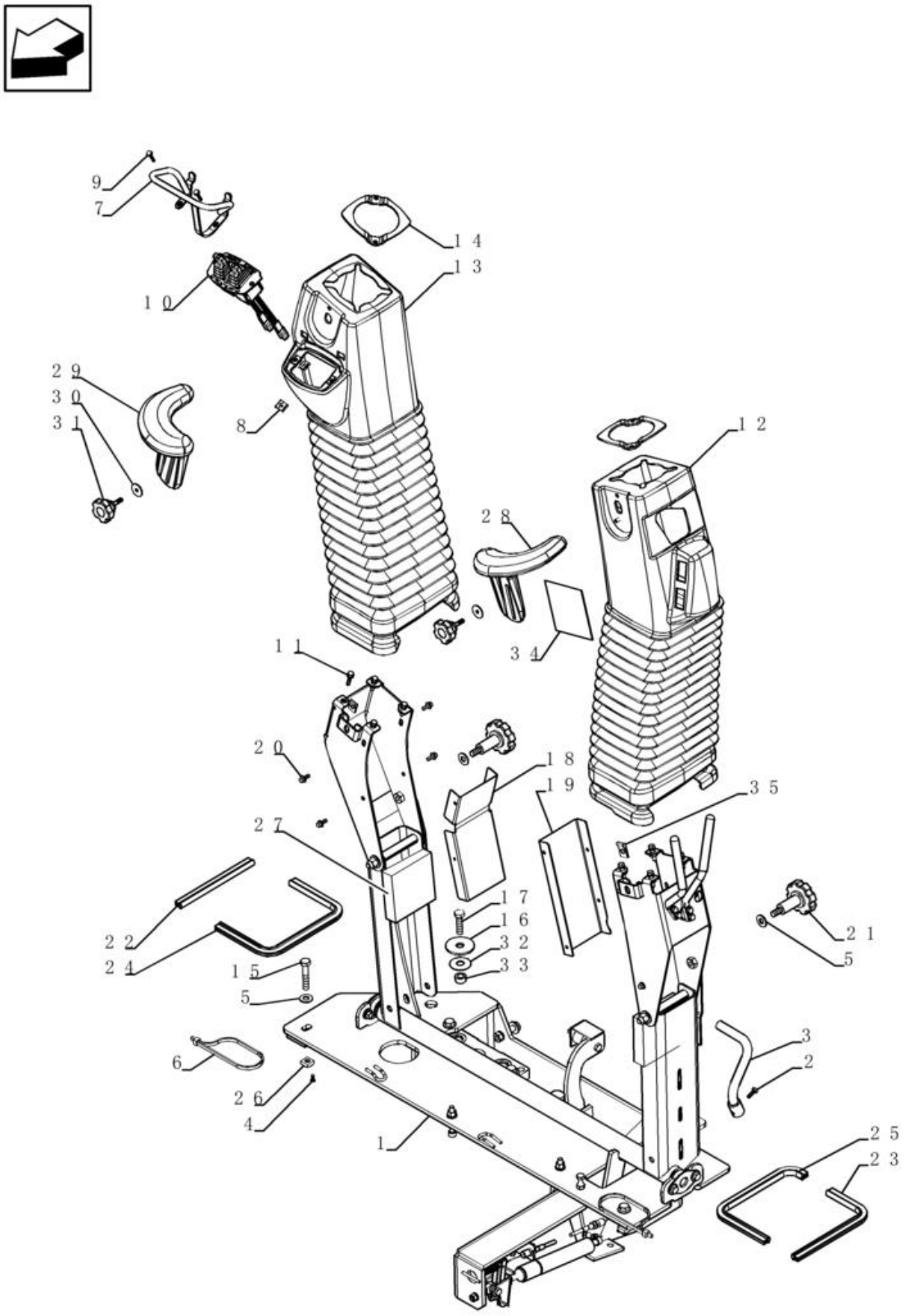

COMANDOS, ESTRUTURA DA TORRE

REF FN	PART NUMBER	YR/SN	QTY	DESCRIPTION
1	NS		1	PEÇA NÃO FORNECIDA See PAGE 03
2	87041331		1	PARAFUSO Hex, M6 x 16mm, Cl 8.8
3	87427775		1	HASTE
4	336371A1		2	PERNO 4.88mm OD x 14.23mm L
5	87655046		12	ANILHA ESPECIAL 10.65mm ID x 23mm OD x 2.2mm Thk
6	L18331		2	BRAÇADEIRA DE CABO 375.9mm L, Nylon CABLE STRAP
7	87310085		2	PARAFUSO HWH, M10 x 25.4mm
8	87565604		2	PORCA 0.250" ID
9	87307656		1	PROTECÇÃO
10	87303182		1	INTERRUPTOR
11	87608777		4	PARAFUSO Hex, M6 x 30, Cl. 10.9
12	87309924		1	COBERTURA DE PROTECÇ
13	87309923		1	COBERTURA DE PROTECÇ
14	87435372		2	PLACA DE FIXAÇÃO 83mm ID, 103mm L
15	814-10055		2	PARAFUSO Hex, M10 x 1.5 x 55mm, Cl 8.8
16	496-81018		1	ANILHA 0.521" ID x 2" OD x 0.108 Thk, ZND
17	87450914		2	PARAFUSO Hex, M10 x 40, Cl. 8.8
18	87431301		1	PROTECÇÃO
19	87431300		1	PROTECÇÃO
20	781-24613		8	PARAFUSO Hex Flg, M6 x 1 x 13mm
21	87437688		2	BOTÃO
22	87433008		1	JUNTAS 183mm L
23	87433007		1	JUNTAS 275mm L
24	87433006		1	JUNTAS 428mm L
25	87433005		1	JUNTAS 335mm L
26	309096A1		2	PORCA QUADRADA Square, M10 x 1.5, LH Thd, Cl 5A
27	87425696		2	ESPUMA Pad
28	87437366		1	APOIO DE BRAÇOS
29	87437369		1	APOIO DE BRAÇOS
30	87310186		2	ANILHA 6.6mm ID x 25mm OD x 1.6mm Thk
31	87437689		2	BOTÃO
32	D148962		1	WASHER 12.7mm ID x 38.1mm OD x 1.19mm Thk

580N-RETRO-CARREGADORA (BRASIL)

35.726.09	01	p2	1/2017

COMANDOS, ESTRUTURA DA TORRE

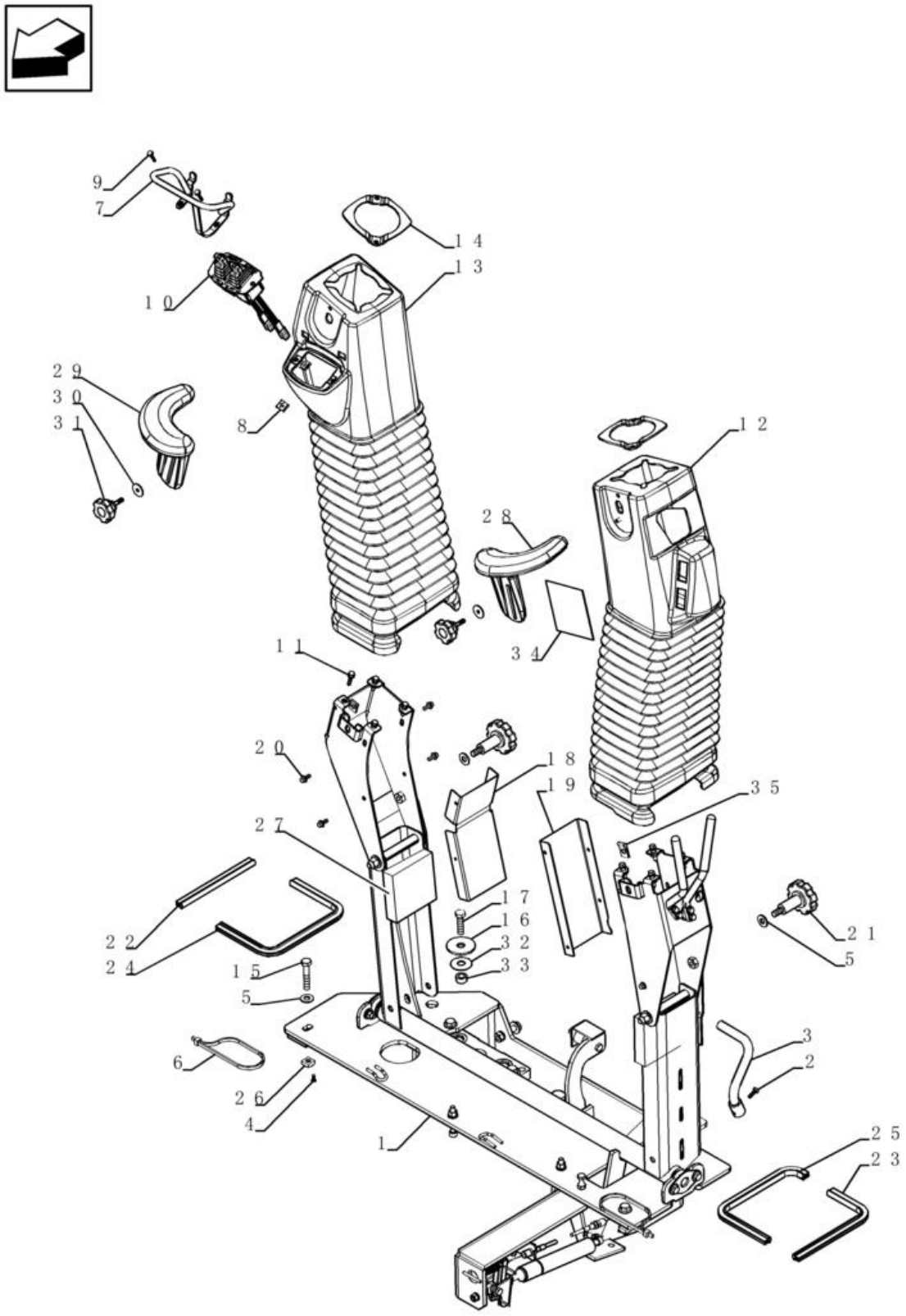

COMANDOS, ESTRUTURA DA TORRE

REF FN	PART NUMBER	YR/SN	QTY	DESCRIPTION
33	87440381		1	ESPAÇADOR 11.1mm ID x 19.05mm OD x 9.5mm Thk
34	87305413		1	DÍSTICO DE AVISO
35	833-40406		2	PORCA M6, U

35.726.09	02	p1	1/2017

COMANDOS, ESTRUTURA DA TORRE

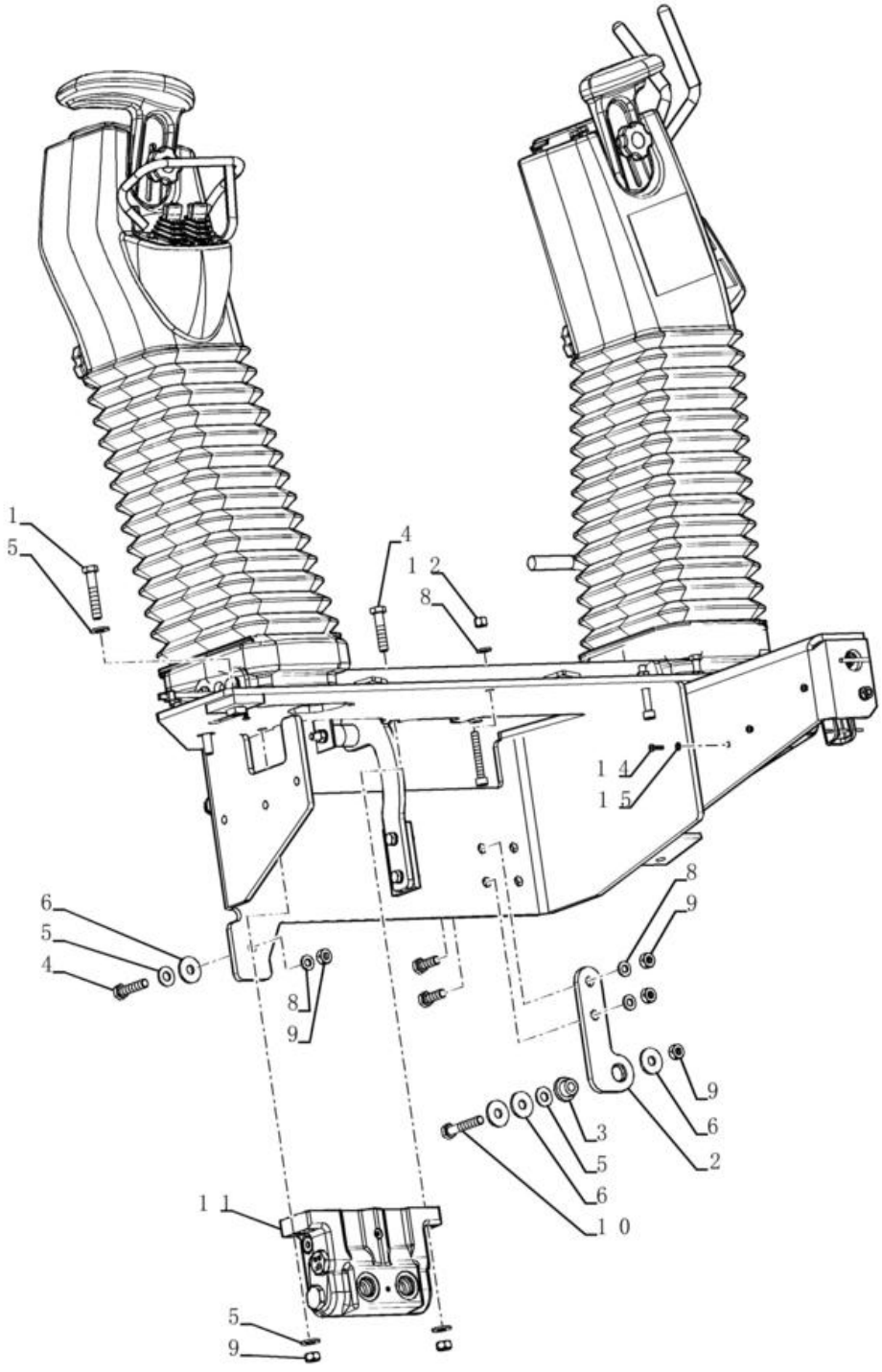

COMANDOS, ESTRUTURA DA TORRE

REF FN	PART NUMBER	YR/SN	QTY	DESCRIPTION
1	87450914		2	PARAFUSO Hex, M10 x 40, Cl. 8.8
2	87440712		1	SUPORTE
3	D52276		1	ISOLADOR 10.16mm ID x 28.07mm OD x mm L
4	814-10045		4	PARAFUSO Hex, M10 x 1.5 x 45mm, Cl 8.8
5	87655046		12	ANILHA ESPECIAL 10.65mm ID x 23mm OD x 2.2mm Thk
6	87687101		5	ANILHA 10.65mm ID x 31mm OD x 3.3mm Thk
7	614-10030		2	PARAFUSO Hex, M10 x 1.5 x 30mm, Cl 8.8, Full Thd
8	87655042		6	ANILHA ESPECIAL 8.8mm ID x 17.5mm OD x 2.2mm Thk
9	829-1410		7	PORCA M10 x 1.5, Cl 10.9
10	814-10060		1	PARAFUSO Hex, M10 x 1.5 x 60mm, Cl 8.8
11	87480653		1	VÁLVULA DE DESCARGA
12	832-10408		2	PORCA M8 x 1.25, Cl 8.8
13	864-8055		2	PARAFUSO ALLENA FLAN M8 x 55mm, Cl 8.8
14	840-1416		3	PARAFUSO Pan, M4 x 16mm, Cl 4.8
15	893-11004		1	ANILHA DE RETENÇÃO Ext Tooth, M4

35.726.09	03	p1	1/2017

COMANDOS, ESTRUTURA DA TORRE

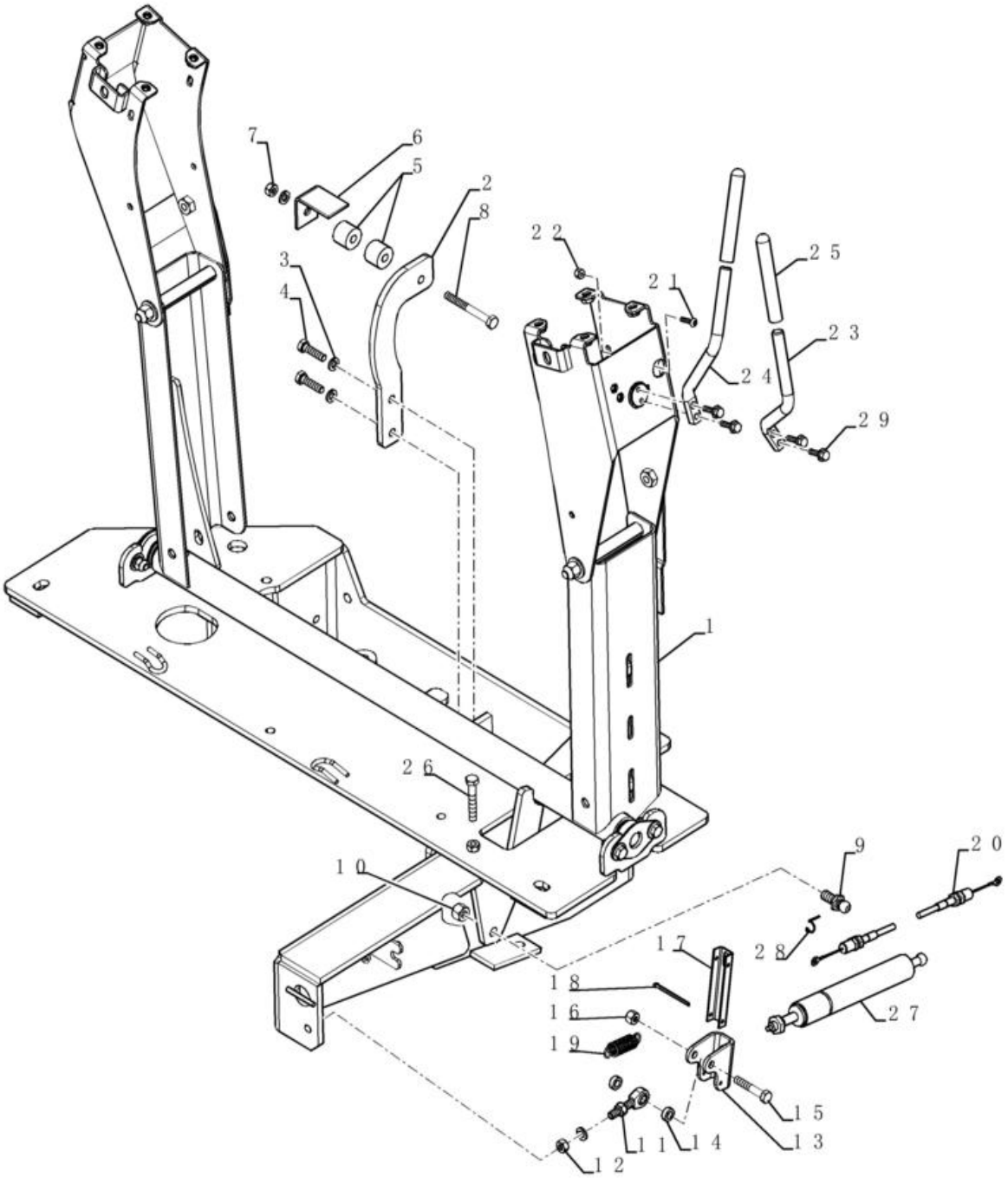

COMANDOS, ESTRUTURA DA TORRE

REF FN	PART NUMBER	YR/SN	QTY	DESCRIPTION
1	87440711		1	TORRE
2	86984544		1	SUPORTE
3	892-11008		4	ANILHA DE RETENÇÃO 8mm ID
4	614-8030		2	PARAFUSO Hex, M8 x 1.25 x 30mm, Cl 8.8, Full Thd
5	86984547		2	GUIA
6	86984545		1	SUPORTE
7	829-1408		2	PORCA Hex, M8 x 1.25, Cl 10.9
8	814-8070		1	PARAFUSO Hex, M8 x 1.25 x 70mm, Cl 8.8
9	85824067		1	CAVILHA DE RÓTULA M10 x 1.5mm x 39mm L BALL PIN
10	832-10410		1	PORCA M10 x 1.5, Cl 8
11	85824081		1	RÓTULA 7.94mm ID x 47.6mm L
12	425-115		2	PORCA 5/16"-24, G5
13	85824080		1	FRISO
14	85821520		2	ESPAÇADOR 8.3mm ID x 14.3mm OD x 5.3mm L
15	413-528		1	PARAFUSO Hex, 5/16" - 18 x 1-3/4", Gr 5
16	231-1445		1	PORCA 5/16"-18, GB
17	86984549		1	CANAL
18	432-828		2	PINO ELÁSTICO 1/8" x 1 3/4"
19	87443692		1	MOLA Extension, 16.5mm OD x 54.8mm L
20	87437806		1	CABO FLEXÍVEL 1036mm L
21	140-108		1	PARAFUSO Cross Pan Hd, #10 - 24 x 3/4"
22	231-14409		1	PORCA #10-24, GB
23	87418368		1	HASTE 12.7mm OD
24	87418369		1	HASTE 12.7mm OD
25	87442409		2	MAÇANETA
26	614-8050		1	PARAFUSO Hex, M8 x 1.25 x 50mm, Cl 8.8, Full Thd
27	86989616		1	CILINDRO DE GÁS
28	3233348R1		1	FIXADOR
29	87310098		4	PARAFUSO M6 x 20 Full SST BLO

580N-RETRO-CARREGADORA (BRASIL)

35.726.10		p1	1/2017

SISTEMA HIDRÁULICO - COMANDOS NÃO-PILOTADOS (3 CARRETÉIS)

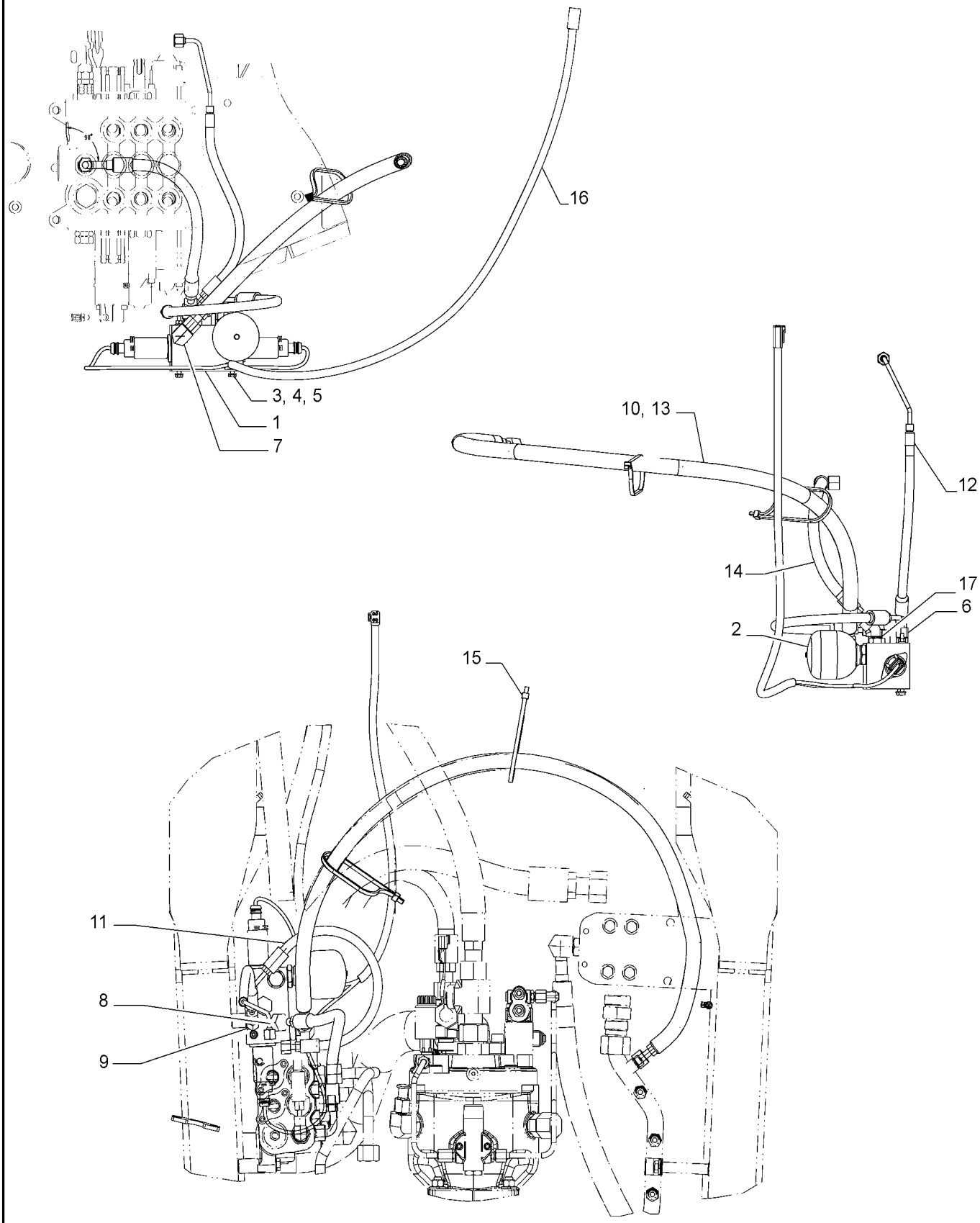

SISTEMA HIDRÁULICO - COMANDOS NÃO-PILOTADOS (3 CARRETÉIS)

REF FN	PART NUMBER	YR/SN	QTY	DESCRIPTION
1	47765053		1	VÁLVULA DE CONTROLO
2	87425225		1	ACUMULADOR 0.16L
3	814-6090		2	PARAFUSO Hex, M6 x 1 x 90mm, Cl 8.8
4	87655041		4	ANILHA ESPECIAL 6.85mm ID x 13.5mm OD x 2mm Thk
5	829-1406		2	PORCA Hex, M6 x 1, Cl 10.9
6	87681202		1	CONECTOR HID. 9/16" - 18 ORFS x 7/16" - 20 ORB
7	9840543		1	COTOVELO 90 90 Degree, 11/16"-16 x 9/16"-18 Adj, ORFS
8	201-315		1	COTOVELO 45 Degree Elbow, 11/16" - 16 Male ORFS x 9/16" - 18 Male ORB
9	201-331		1	COTOVELO 45 Degree, 9/16"-18 x 7/16"-20. Adj, ORFS
10	84284222		1	PROTECÇÃO 19mm ID x 1140mm L
11	84256410		1	MANGUEIRA CONJUNTO 6.3mm ID x 488mm L
12	84260774		1	TUBO
13	84255991		1	MANGUEIRA CONJUNTO 10mm ID x 1283mm L
14	84391231		1	MANGUEIRA HIDRÁULICA 10mm ID x 387mm L
15	L18331		2	BRAÇADEIRA DE CABO 375.9mm L, Nylon
16	87651975		1	CABLAGEM
17	218-5156		1	TAMPÃO Hex Hd, 3/4"-16 ORB

35.726.16	02	p1	1/2017

VÁLVULA - COMANDOS RETROESCAVADEIRA, 6 CARRETÉIS (SEM BRAÇO EXTENSÍVEL DA CONCHA, SEM AUXÍLIO HIDRÁULICO, COM COMANDOS PILOTADOS)

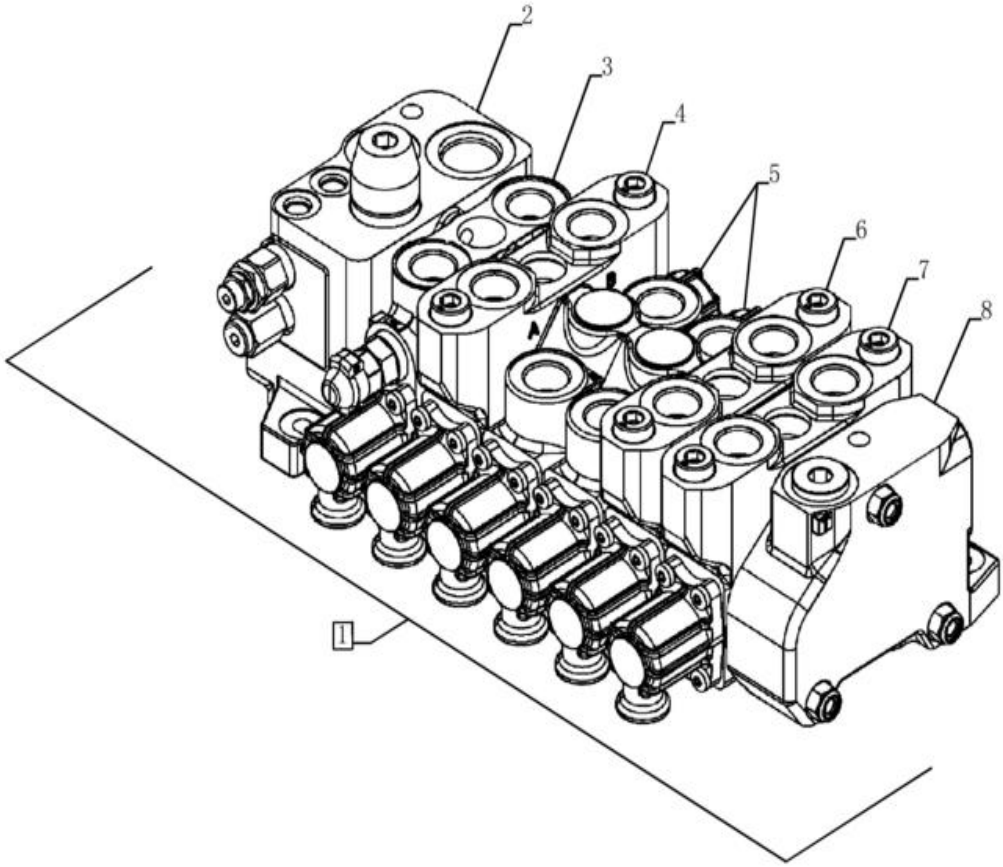

VÁLVULA - COMANDOS RETROESCAVADEIRA, 6 CARRETÉIS (SEM BRAÇO EXTENSÍVEL DA CONCHA, SEM AUXÍLIO HIDRÁULICO, COM COMANDOS PILOTADOS)

REF	FN	PART NUMBER	YR/SN	QTY	DESCRIPTION
1		84214054		1	VÁLVULA PILOTO SEAL KIT; See Fig. 35.726.26
1		47672626		1	VÁLVULA
2		84355708		1	VALVULA HYDR CONTROL Inlet
3		87751023		1	VALVULA HYDR CONTROL Swing
4		84278714		1	VALVULA HYDR CONTROL Boom
4		84278714R		1	VALVULA HIDRAULICA R Reman valve -- Boom
4		84278714C		1	VALVULA HIDRAULICA A Core Return Number
5		84157939		5	VALVULA HYDR CONTROL Stabilizer
6		84278710		1	VALVULA HYDR CONTROL Dipper
7		84278702		1	VALVULA HYDR CONTROL Bucket
8		85811915		1	VALVULA HYDR CONTROL Outlet
9		85811958		1	CONJUNTO

35.726.16	03	p1	1/2017

VÁLVULA - COMANDOS RETROESCAVADEIRA, 6 CARRETÉIS (SEM BRAÇO EXTENSÍVEL DA CAÇAMBA, SEM 2 ALAVANCAS)

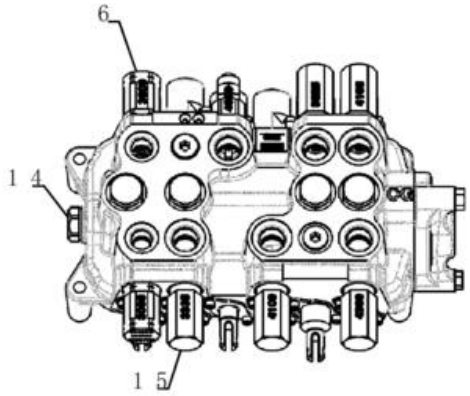

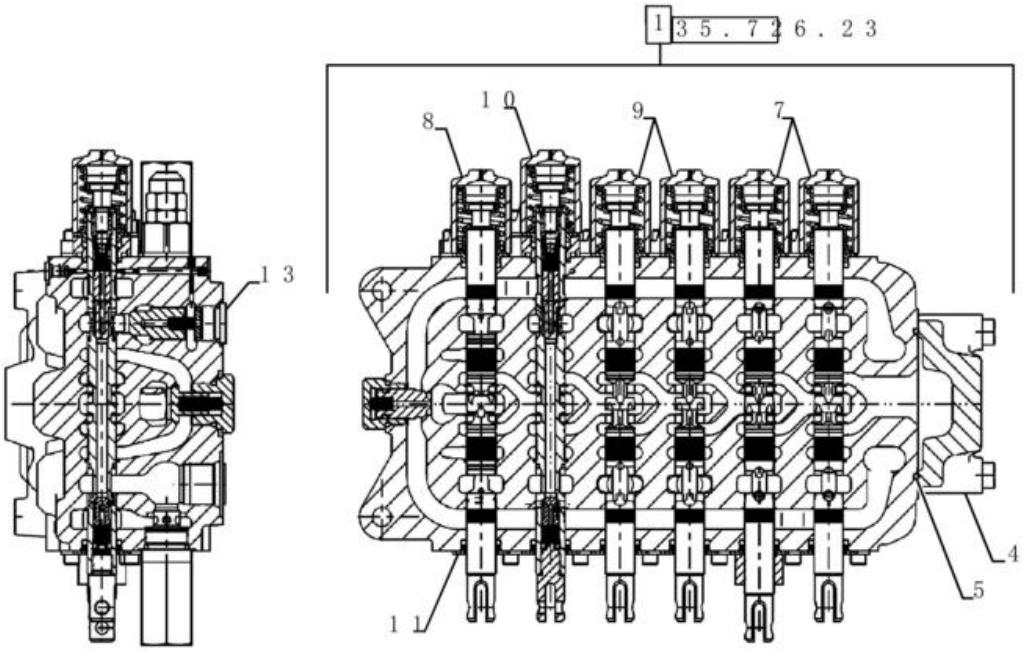

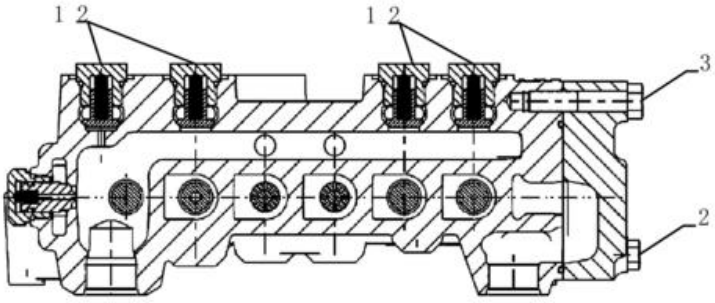

VÁLVULA - COMANDOS RETROESCAVADEIRA, 6 CARRETÉIS (SEM BRAÇO EXTENSÍVEL DA CAÇAMBA, SEM 2 ALAVANCAS)

REF FN	PART NUMBER	YR/SN	QTY	DESCRIPTION
1	84233913		1	VÁLVULA Foot Swing, Incl 2-15
1	84233914		1	VÁLVULA Hand Swing, Incl 2-7, 9-15
2	87428491		2	PARAFUSO Hex
3	87428492		1	PARAFUSO Hex
4	87433030		1	ESCAPE
5	87428495		1	O-RING 3.50" ID x 3.76" OD x .139" thk
6	84296800		2	VALVULA DE ALIVIO
7	84296859		2	CONJUNTO
8	84296861		1	KIT DE SERVIÇO
9	84296826		2	KIT DE SERVIÇO
10	84296862		1	CONJUNTO
11	87541939		6	KIT DE JUNTAS
12	87426238		4	VALVE, CHECK
13	87428486		1	VALVE, CHECK
14	81868381		1	VÁLVULA DE RETENÇÃO 1-1/16" - 12
15	84296804		6	VALVULA DE ALIVIO 230 Bar, Adjustable

35.726.17	01	p1	1/2017

VÁLVULA - COMANDOS RETROESCAVADEIRA, 7 CARRETÉIS (SEM BRAÇO EXTENSÍVEL DA CONCHA, COM AUXÍLIO HIDRÁULICO, SEM COMANDOS PILOTADOS)



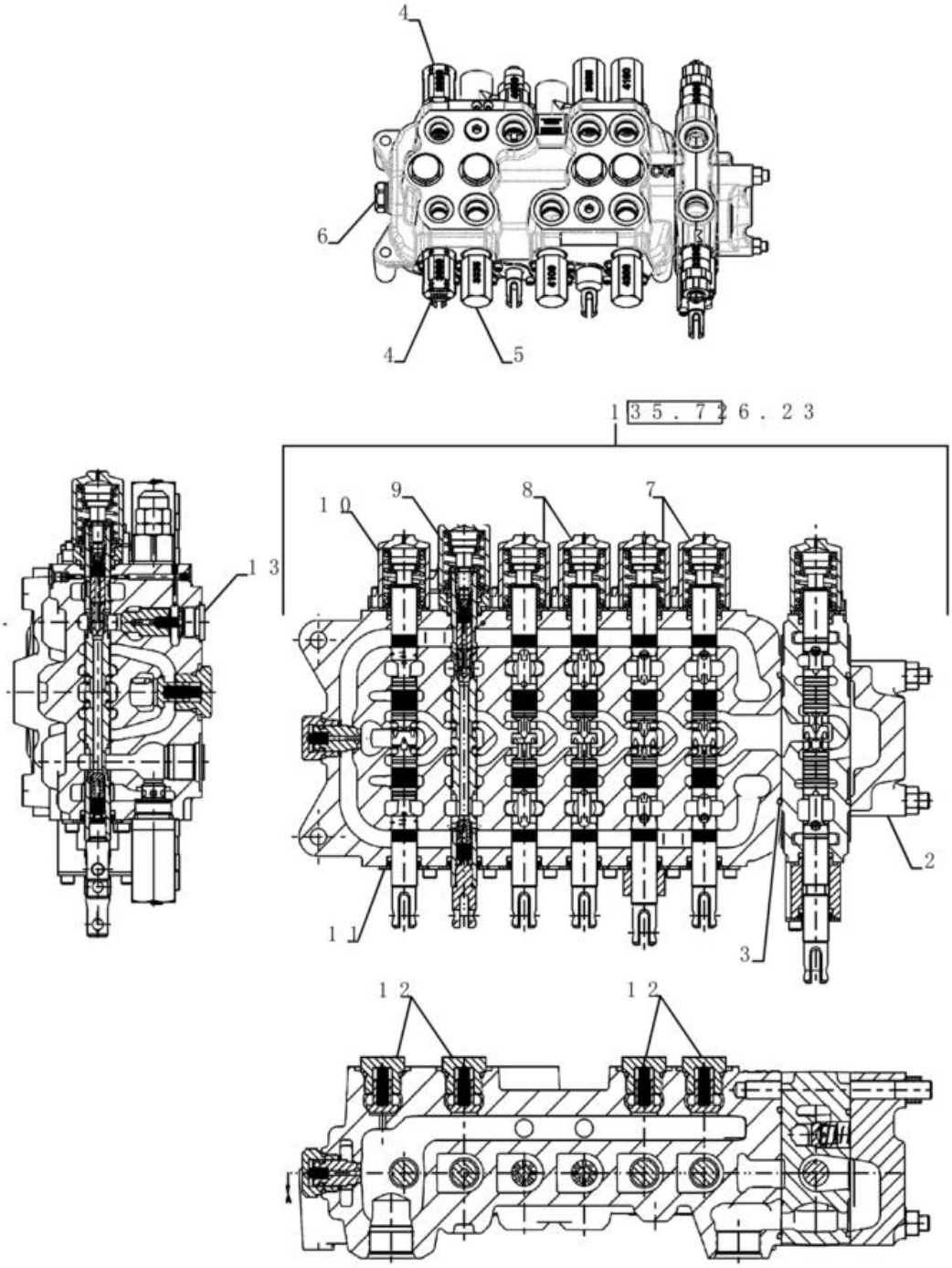

VÁLVULA - COMANDOS RETROESCAVADEIRA, 7 CARRETÉIS (SEM BRAÇO EXTENSÍVEL DA CONCHA, COM AUXÍLIO HIDRÁULICO, SEM COMANDOS PILOTADOS)

REF	FN	PART NUMBER	YR/SN	QTY	DESCRIPTION
1	1	84273245		1	VÁLVULA
1	2	84273247		1	VÁLVULA Incl 1-9, 11-15
		84296786	REP.DE COMANDO TRAZEIRO		KIT DE VEDANTE SEAL KIT; See Fig. 35.726.26
2		87433030		1	ESCAPE
3		87428495		2	O-RING 3.50" ID x 3.76" OD x .139" thk
4		84296800		2	VALVULA DE ALIVIO
5		84296804		6	VALVULA DE ALIVIO 230 Bar, Adjustable
6		81868381		1	VÁLVULA DE RETENÇÃO 1-1/16" - 12
7		84296859		2	CONJUNTO
8		84296826		2	KIT DE SERVIÇO
9		84296862		1	CONJUNTO
10		84296861		1	KIT DE SERVIÇO
11		84315193		6	VEDANTE
12		87426238		4	VALVE, CHECK
13		87428486		1	VALVE, CHECK
14		83981068		2	CILINDROS DE FECHO Hex, 1/16 - 12 UN (Not Shown)
15		84276556		1	KIT DE SERVIÇO (Not Shown)

(1) Auxiliar para Giro de Pé

(2) Auxiliar para Giro de Mão

35.726.17	03	p1	1/2017

VÁLVULA - RETROESCAVADEIRA, 7 CARRETÉIS (SEM BRAÇO EXTENSÍVEL, COM AUXÍLIO, PILOTADO)

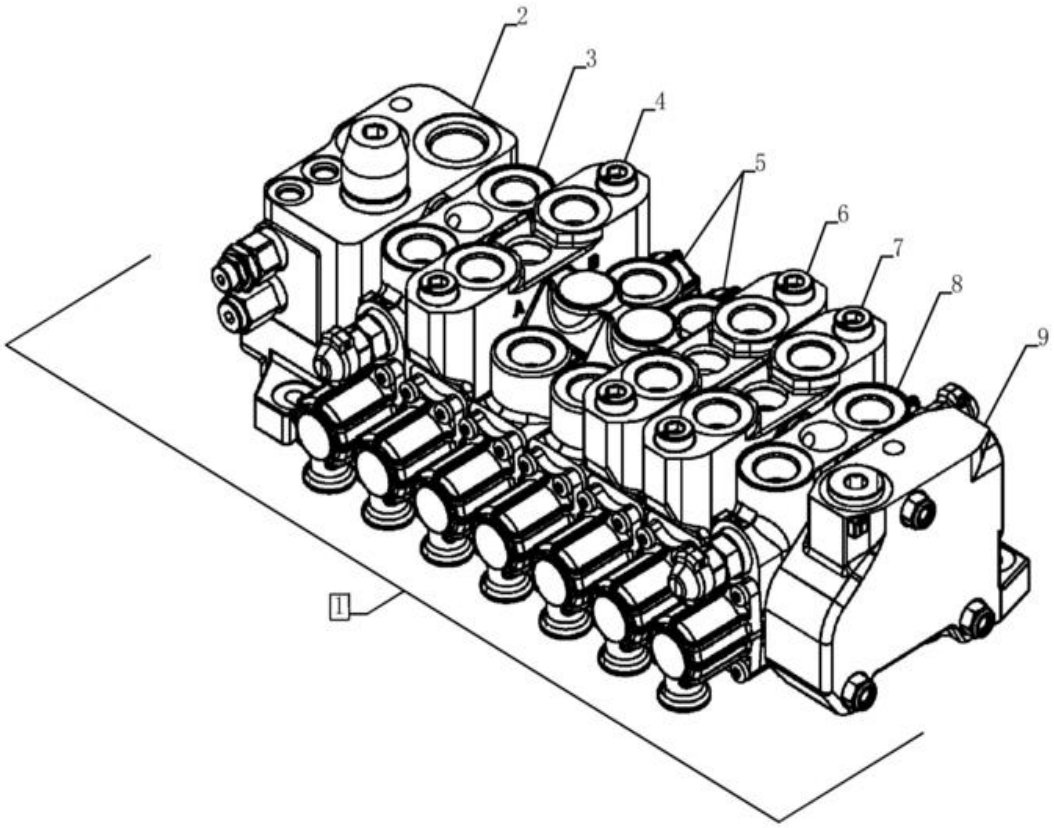

VÁLVULA - RETROESCAVADEIRA, 7 CARRETÉIS (SEM BRAÇO EXTENSÍVEL, COM AUXÍLIO, PILOTADO)

REF FN	PART NUMBER	YR/SN	QTY	DESCRIPTION
1	84214061		1	VÁLVULA PILOTO
.	{}			SEAL KIT;
2	85811915		1	VALVULA HYDR CONTROL Outlet
	84492790		1	KIT DE SERVIÇO Dual Aux Pilot Std.; Incl 3,10
3	84278691		1	VALVULA HYDR CONTROL Bi-Dir Pilot
4	84278702		1	VALVULA HYDR CONTROL Bucket
5	84278710		2	VALVULA HYDR CONTROL Dipper
6	84157939		1	VALVULA HYDR CONTROL Stabilizer
7	84278714		1	VALVULA HYDR CONTROL Boom
7	84278714R		1	VALVULA HIDRAULICA R Reman Valve - Boom
7	84278714C		1	VALVULA HIDRAULICA A Core Return Number
8	87751023		1	VALVULA HYDR CONTROL Swing
9	84355708		1	VALVULA HYDR CONTROL Inlet
10	87751102		1	PARAFUSO

35.726.17	04	p1	1/2017

VÁLVULA - RETROESCAVADEIRA, 7 CARRETÉIS (COM BRAÇO EXTENSÍVEL, SEM AUXÍLIO, PILOTADO)

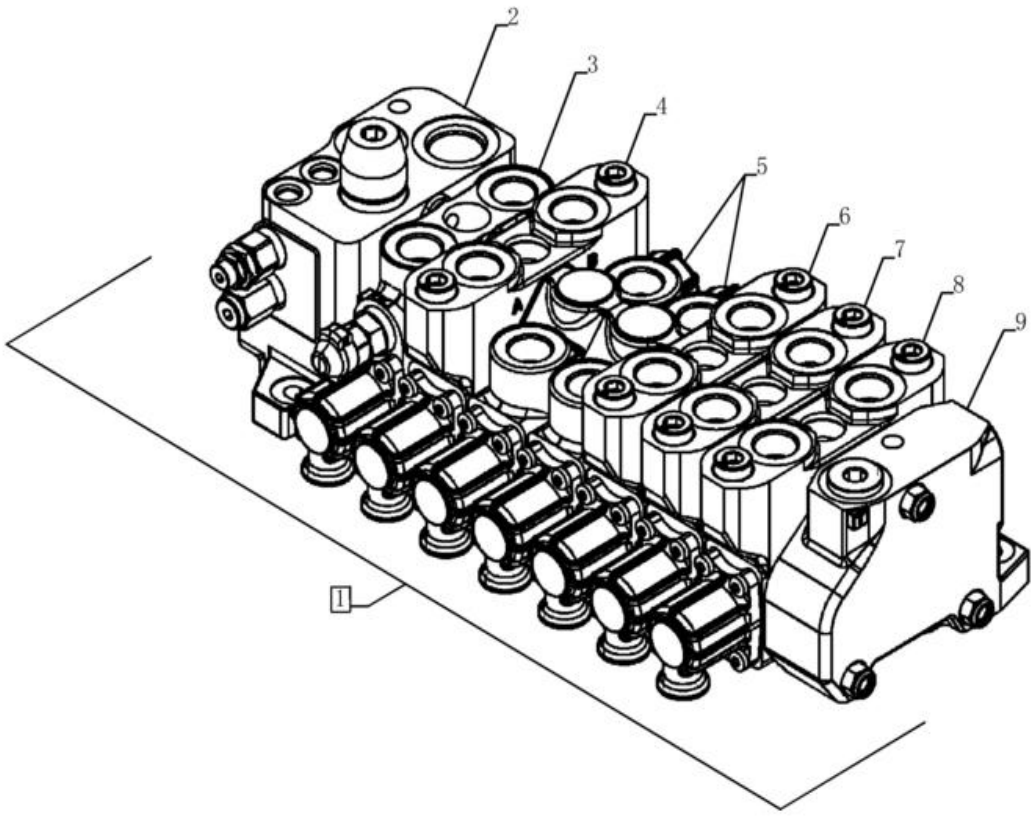

VÁLVULA - RETROESCAVADEIRA, 7 CARRETÉIS (COM BRAÇO EXTENSÍVEL, SEM AUXÍLIO, PILOTADO)

REF	FN	PART NUMBER	YR/SN	QTY	DESCRIPTION
1		84214059		1	VÁLVULA PILOTO
.		{}			SEAL KIT
2		84355708		1	VALVULA HYDR CONTROL Inlet
3		87751023		1	VALVULA HYDR CONTROL Swing
4		84278714		1	VALVULA HYDR CONTROL Boom
4		84278714R		1	VALVULA HIDRAULICA R Reman Valve - Boom
4		84278714C		1	VALVULA HIDRAULICA A Core Return Number
5		84157939		2	VALVULA HYDR CONTROL Stabilizer
6		84278710		1	VALVULA HYDR CONTROL Dipper
7		84278702		1	VALVULA HYDR CONTROL Bucket
8		84278692		1	VALVULA HYDR CONTROL EHoe
9		85811915		1	VALVULA HYDR CONTROL Outlet
10		87751102		1	PARAFUSO

580N-RETRO-CARREGADORA (BRASIL)

35.726.17	05	p1	1/2017

VÁLVULA - RETROESCAVADEIRA, 7 CARRETÉIS (COM BRAÇO EXTENSÍVEL)



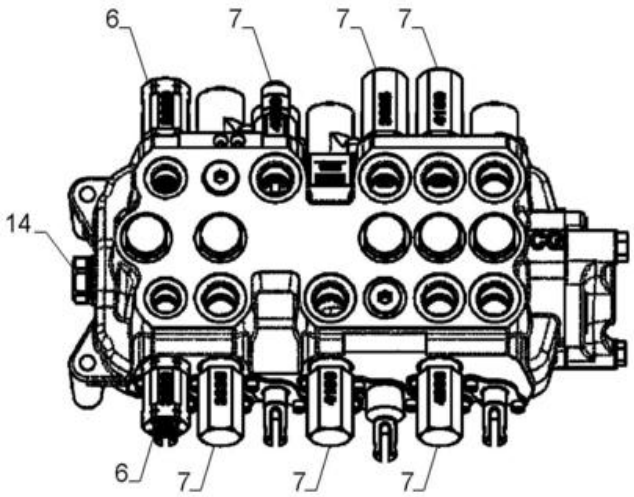

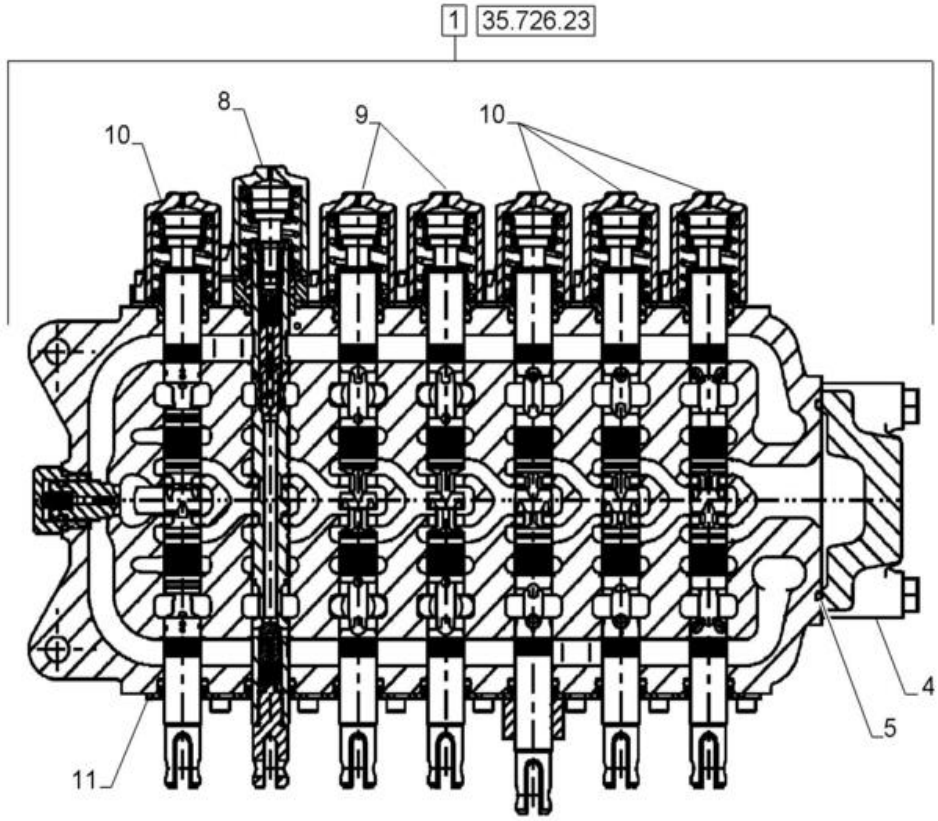

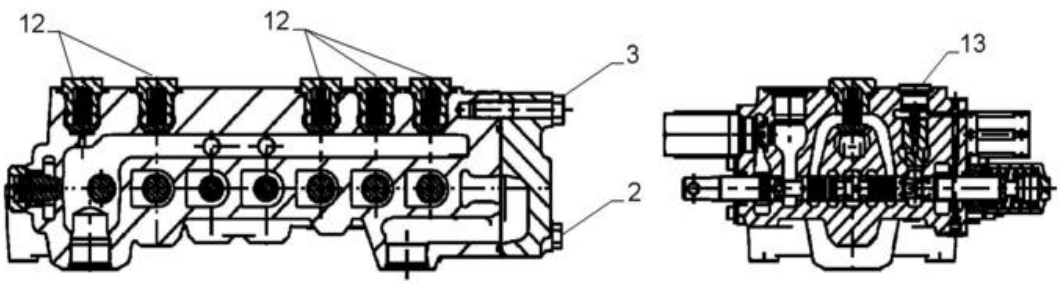

VÁLVULA - RETROESCAVADEIRA, 7 CARRETÉIS (COM BRAÇO EXTENSÍVEL)

REF FN	PART NUMBER	YR/SN	QTY	DESCRIPTION
1	84233916		1	VÁLVULA HIDRÁULICA Hand Swing, Inc 2-14
1	84233915		1	VÁLVULA Foot Swing, Inc 2-15
2	87428491		2	PARAFUSO Hex
3	87428492		1	PARAFUSO Hex
4	87433030		1	ESCAPE
5	87428495		1	O-RING 3.50" ID x 3.76" OD x .139" thk
6	84296800		2	VALVULA DE ALIVIO
7	84296804		6	VALVULA DE ALIVIO 230 Bar, Adjustable
8	84296862		1	CONJUNTO
9	87541939		2	KIT DE JUNTAS
10	84296859		4	CONJUNTO
11	84315193		7	VEDANTE
12	87426238		5	VALVE, CHECK
13	87428486		1	VALVE, CHECK
14	81868381		1	VÁLVULA DE RETENÇÃO 1-1/16" - 12
15	84296861		1	KIT DE SERVIÇO (Not Shown)

580N-RETRO-CARREGADORA (BRASIL)

35.726.18	01	p1	1/2017

VÁLVULA - RETROESCAVADEIRA, 8 CARRETÉIS (SEM BRAÇO EXTENSÍVEL, COM AUXÍLIO, PILOTADO)



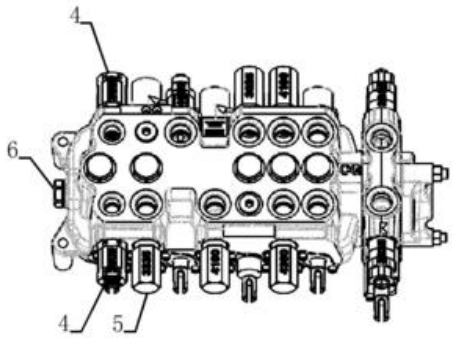

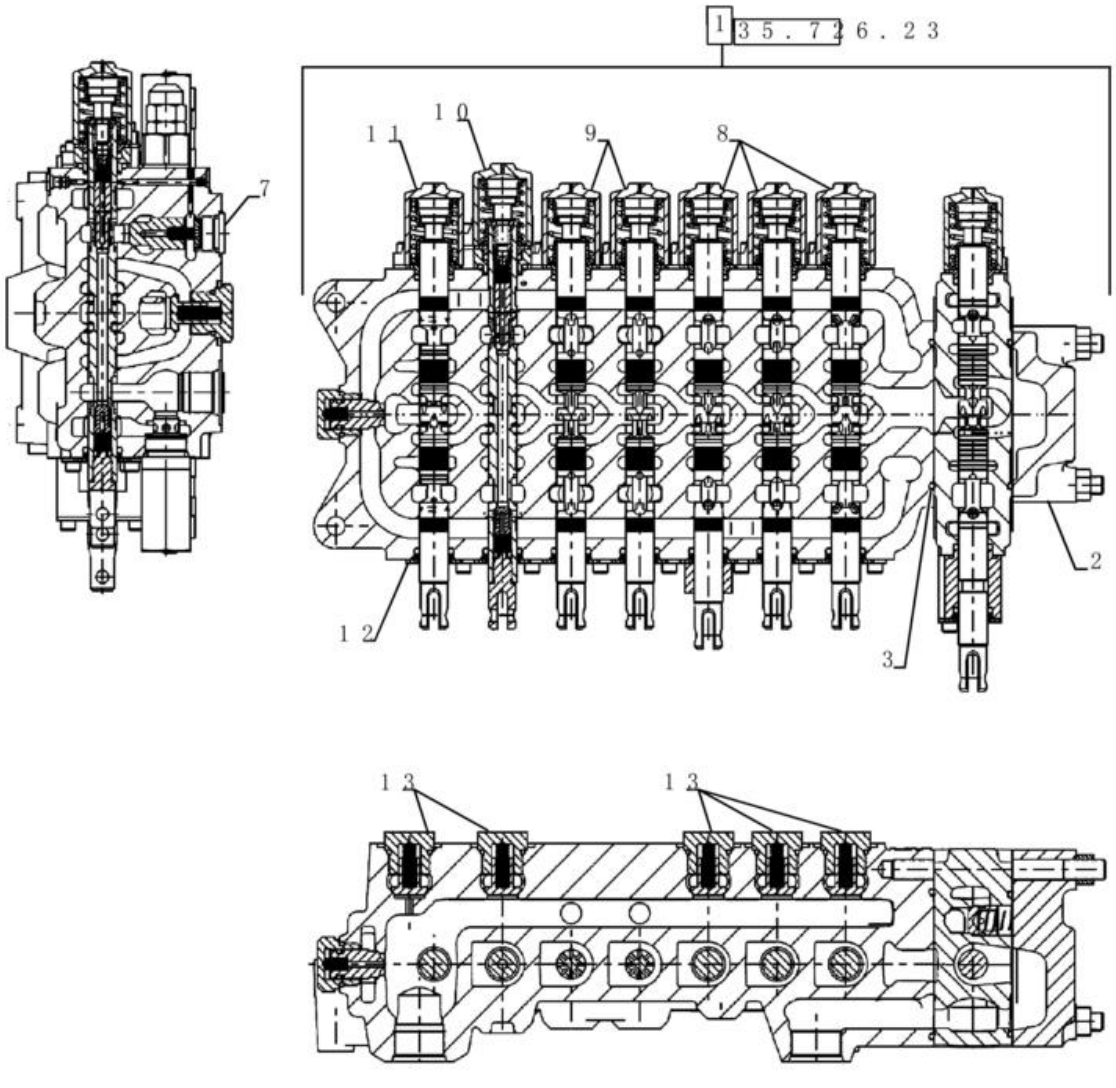

VÁLVULA - RETROESCAVADEIRA, 8 CARRETÉIS (SEM BRAÇO EXTENSÍVEL, COM AUXÍLIO, PILOTADO)

REF	FN	PART NUMBER	YR/SN	QTY	DESCRIPTION
1		84273249		1	VÁLVULA Foot Swing
1		84218297		1	VÁLVULA Hand Swing
		{}			SEAL KIT; See Fig. 35.726.26
2		87433030		1	ESCAPE
3		87428495		2	O-RING 3.50" ID x 3.76" OD x .139" thk
4		84296800		2	VALVULA DE ALIVIO
5		84296804		6	VALVULA DE ALIVIO 230 Bar, Adjustable
6		81868381		1	VÁLVULA DE RETENÇÃO 1-1/16" - 12
7		87428486		1	VALVE, CHECK
8		84296859		3	CONJUNTO
9		84296826		2	KIT DE SERVIÇO
10		84296862		1	CONJUNTO
11		84296861		1	KIT DE SERVIÇO
12		84315193		7	VEDANTE
13		87426238		5	VALVE, CHECK
14		83981068		2	CILINDROS DE FECHO Hex, 1/16 - 12 UN (Not Shown)
15		84276556		1	KIT DE SERVIÇO (Not Shown)

35.726.18	02	p1	1/2017

VÁLVULA - RETROESCAVADEIRA, 8 CARRETÉIS (SEM BRAÇO EXTENSÍVEL, SEM AUXÍLIO, PILOTADO)

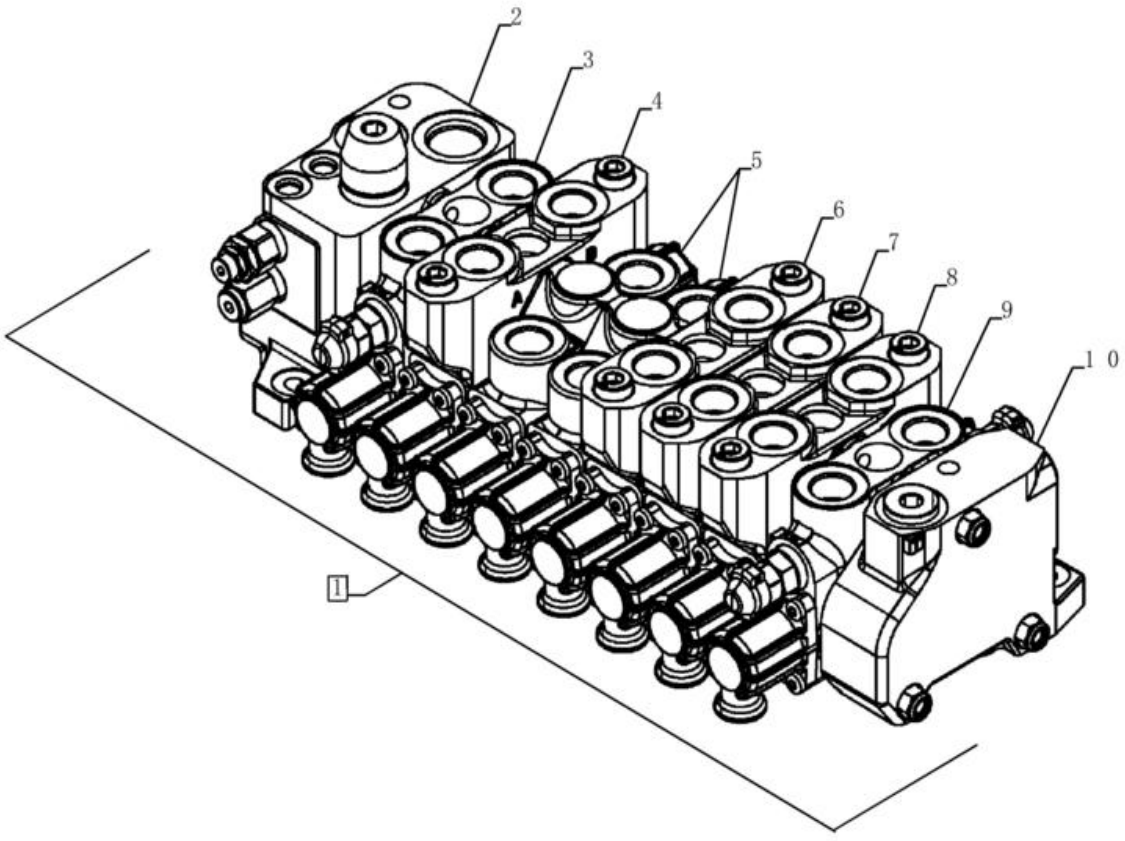

VÁLVULA - RETROESCAVADEIRA, 8 CARRETÉIS (SEM BRAÇO EXTENSÍVEL, SEM AUXÍLIO, PILOTADO)

REF FN	PART NUMBER	YR/SN	QTY	DESCRIPTION
1	84214062		1	VÁLVULA PILOTO 580N
1	47672642		1	VÁLVULA
2	84355708		1	VALVULA HYDR CONTROL Inlet
3	87751023		1	VALVULA HYDR CONTROL Swing
4	84278714		1	VALVULA HYDR CONTROL Boom
4	84278714R		1	VALVULA HIDRAULICA R Reman Valve - Boom
4	84278714C		1	VALVULA HIDRAULICA A Core Return Number
5	84157939		2	VALVULA HYDR CONTROL Stabilizer
6	84278710		1	VALVULA HYDR CONTROL Dipper
7	84278702		1	VALVULA HYDR CONTROL Bucket
8	84278692		1	VALVULA HYDR CONTROL EHoe
9	84278691		1	VALVULA HYDR CONTROL Bi-Dir Pilot
10	85811915		1	VALVULA HYDR CONTROL Outlet
11	87447477		1	CONJUNTO DE PEÇAS Tie Bolt

580N-RETRO-CARREGADORA (BRASIL)

35.726.19	01	p1	1/2017

INSTALAÇÃO DA VÁLVULA - COMANDOS RETROESCAVADEIRA, 8 CARRETÉIS (OSCILAÇÃO NO PÉ)

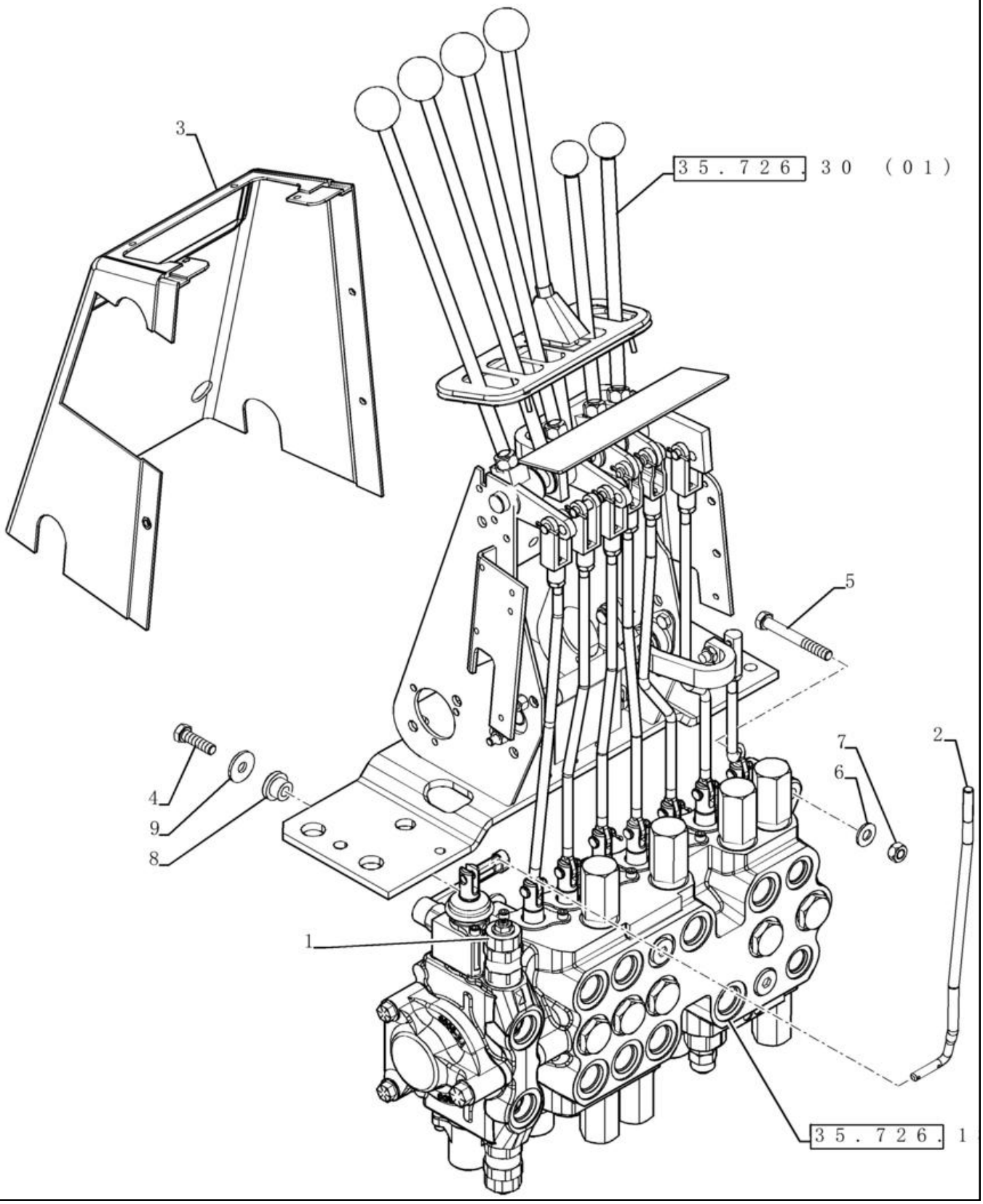

INSTALAÇÃO DA VÁLVULA - COMANDOS RETROESCAVADEIRA, 8 CARRETÉIS (OSCILAÇÃO NO PÉ)

REF FN	PART NUMBER	YR/SN	QTY	DESCRIPTION
1	84128131		1	SOLENÓIDE
2	84398269		1	TIRANTE DE AFINAÇÃO 9.525mm D x 315.2mm L
3	87411084		1	COBERTURA
4	614-10035		1	PARAFUSO Hex, M10 x 1.5 x 35mm, Cl 8.8, Full Thd
5	814-10080		2	PARAFUSO Hex, M10 x 1.5 x 80mm, Cl 8.8
6	87655046		2	ANILHA ESPECIAL 10.65mm ID x 23mm OD x 2.2mm Thk
7	829-1410		2	PORCA M10 x 1.5, Cl 10.9
8	D52276		1	ISOLADOR 10.16mm ID x 28.07mm OD x mm L
9	87687101		2	ANILHA 10.65mm ID x 31mm OD x 3.3mm Thk

35.726.19	02	p1	1/2017

INSTALAÇÃO DA VÁLVULA - COMANDOS RETROESCAVADEIRA, 8 CARRETÉIS

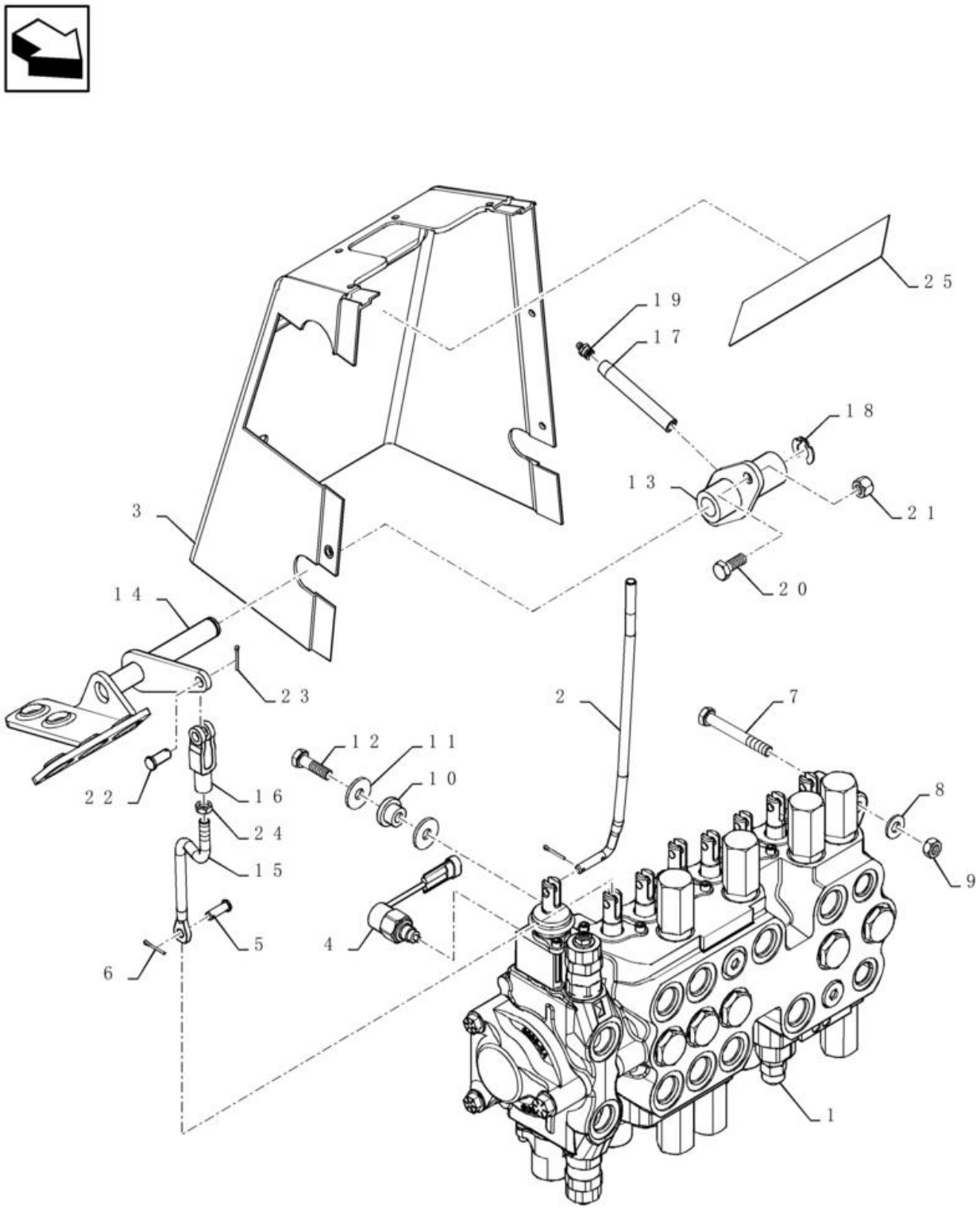

INSTALAÇÃO DA VÁLVULA - COMANDOS RETROESCAVADEIRA, 8 CARRETÉIS

REF	FN	PART NUMBER	YR/SN	QTY	DESCRIPTION
1	1	84273250		1	VÁLVULA Backhoe; 8 Spool;
1	2	84273249		1	VÁLVULA Backhoe; 8 Spool;
2		84398269		1	TIRANTE DE AFINAÇÃO 9.525mm D x 315.2mm L Auxiliary Hydraulic; 8 Spool
3	1	87411084		1	COBERTURA Console Dianteiro, 2 Alavancas, Até chassi
3	2	87411083		1	COBERTURA Console Dianteiro, 3 Alavancas, Até chassi
3	3	47945899		1	TAPEÇARIA Console Dianteiro, 2 Alavancas, A partir do chassi
3	4	87411083		1	COBERTURA Console Dianteiro, 3 Alavancas, A partir do chassi
4		84128131		1	SOLENÓIDE Spool Lock With Diode
5		D149287		7	PERNO 7.9mm OD x 26.72mm L
6		432-612		7	PINO ELÁSTICO 3/32" x 3/4"
7		814-10080		2	PARAFUSO Hex, M10 x 1.5 x 80mm, Cl 8.8
8		87655046		2	ANILHA ESPECIAL 10.65mm ID x 23mm OD x 2.2mm Thk
9		829-1410		2	PORCA M10 x 1.5, Cl 10.9
10		D52276		1	ISOLADOR 10.16mm ID x 28.07mm OD x mm L
11		87687101		2	ANILHA 10.65mm ID x 31mm OD x 3.3mm Thk
12		614-10035		1	PARAFUSO Hex, M10 x 1.5 x 35mm, Cl 8.8, Full Thd
13		126918A1		1	SUPORTE
14		179029A1		1	PEDAL
15		87440058		1	HASTE ROSCADA 9.53mm D x 148mm L
16		D134900		1	FORQUILHA 3/8-24"
17		D150032		1	TUBO
18		D143416		1	ANEL DE RETENÇÃO 15.09mm ID x 27.81mm OD x 1.57mm Thk
19		219-1		1	COPO DE LUBRIFICAÇÃO 1/8" - 27 NPTF

(1) Corntrole de Mão

(2) Controle de Pé

(3) Hand Swing

(4) Foot Swing

580N-RETRO-CARREGADORA (BRASIL)

35.726.19	02	p2	1/2017

INSTALAÇÃO DA VÁLVULA - COMANDOS RETROESCAVADEIRA, 8 CARRETÉIS

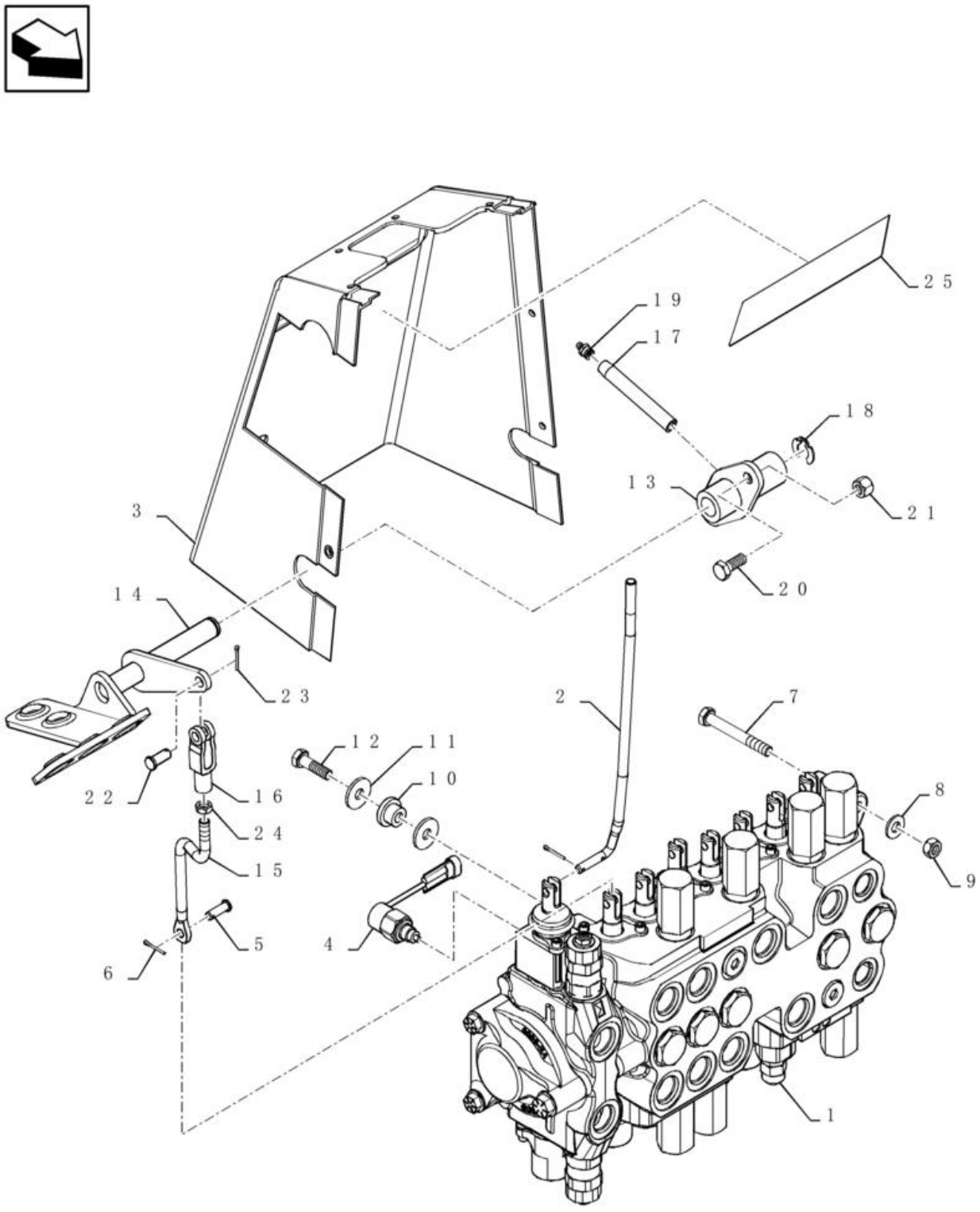

INSTALAÇÃO DA VÁLVULA - COMANDOS RETROESCAVADEIRA, 8 CARRETÉIS

REF FN	PART NUMBER	YR/SN	QTY	DESCRIPTION
20	614-10025		2	PARAFUSO Hex, M10 x 1.5 x 25mm, Cl 8.8
21	832-10410		2	PORCA M10 x 1.5, Cl 8
22	427-6088		1	PINO DE FORQUILHA 3/8" x 3/4"
23	432-612		1	PINO ELÁSTICO 3/32" x 3/4"
24	425-156		1	CONTRAPORCA Jam, 3/8"-24, G5
25	D149827		1	DECALQUE IMPORTANTE Caution: Operate Backhoe From Seat Position Only

35.726.19	03	p1	1/2017

INSTALAÇÃO DA VÁLVULA - COMANDOS RETROESCAVADEIRA, 7 CARRETÉIS (OSCILAÇÃO NO PÉ)

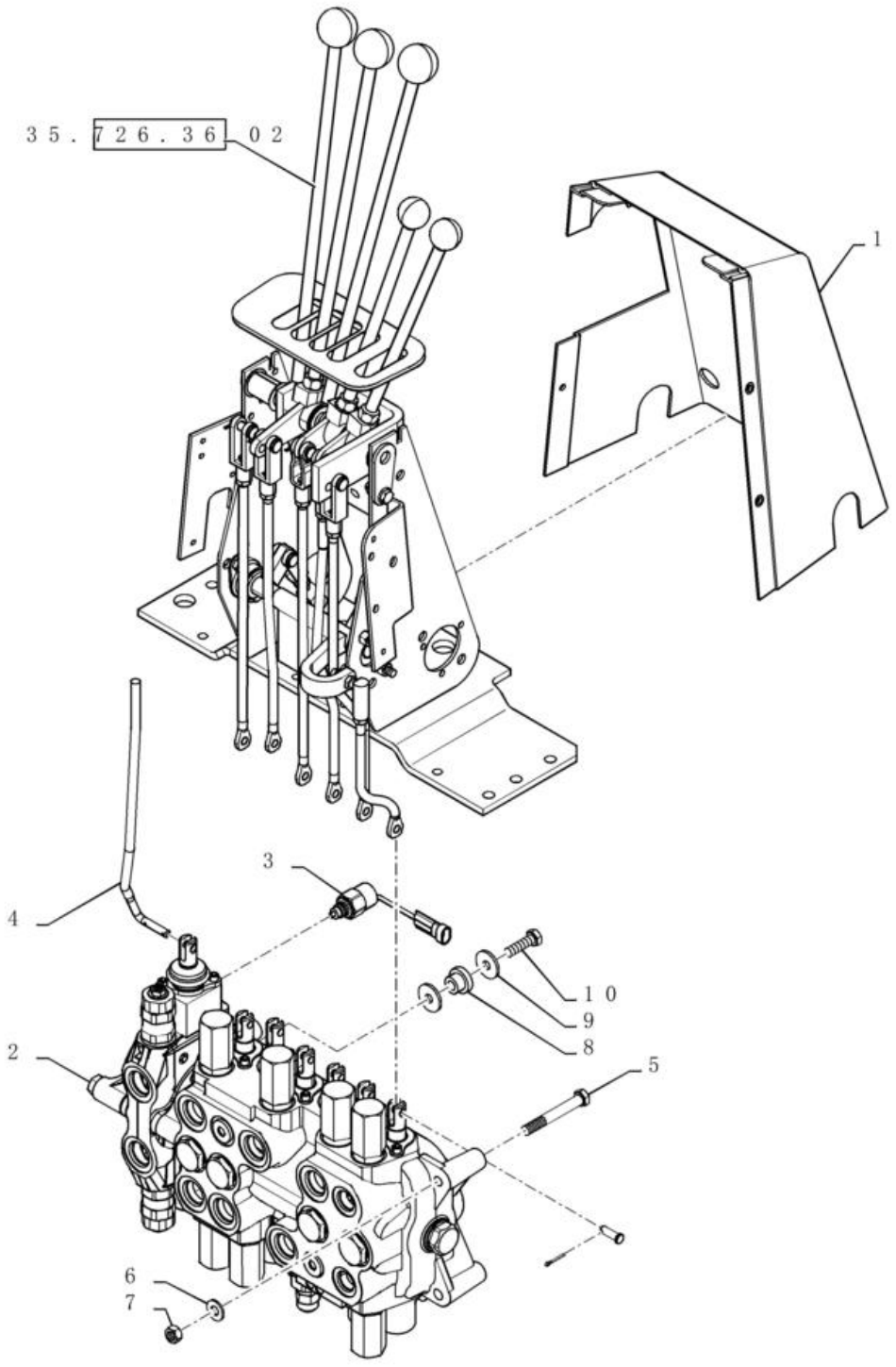

INSTALAÇÃO DA VÁLVULA - COMANDOS RETROESCAVADEIRA, 7 CARRETÉIS (OSCILAÇÃO NO PÉ)

REF	FN	PART NUMBER	YR/SN	QTY	DESCRIPTION
1		87411083		1	COBERTURA Console Dinateiro, 3 Alavancas, Com Hidráulicos Auxiliares, Até chassi
1		{47945931}		1	Console Dianrteiro, 3 Alavancas, Com Hidráulicos Auxiliares, A partir do chassi
2		84273245		1	VÁLVULA 7 Spool; Auxiliary; Foot Swing
3		84128131		1	SOLENÓIDE Spool Lock With Diode
4		84398267		1	TIRANTE DE AFINAÇÃO 9.525mm D x 315.2mm L Auxiliary Hydraulic; 7 Spool
5		814-10080		2	PARAFUSO Hex, M10 x 1.5 x 80mm, Cl 8.8
6		87655046		2	ANILHA ESPECIAL 10.65mm ID x 23mm OD x 2.2mm Thk
7		829-1410		2	PORCA M10 x 1.5, Cl 10.9
8		D52276		1	ISOLADOR 10.16mm ID x 28.07mm OD x mm L
9		87687101		2	ANILHA 10.65mm ID x 31mm OD x 3.3mm Thk
10		614-10035		1	PARAFUSO Hex, M10 x 1.5 x 35mm, Cl 8.8, Full Thd

35.726.19	04	p1	1/2017

INSTALAÇÃO DA VÁLVULA - COMANDOS RETROESCAVADEIRA, 7 CARRETÉIS (OSCILAÇÃO NA MÃO)

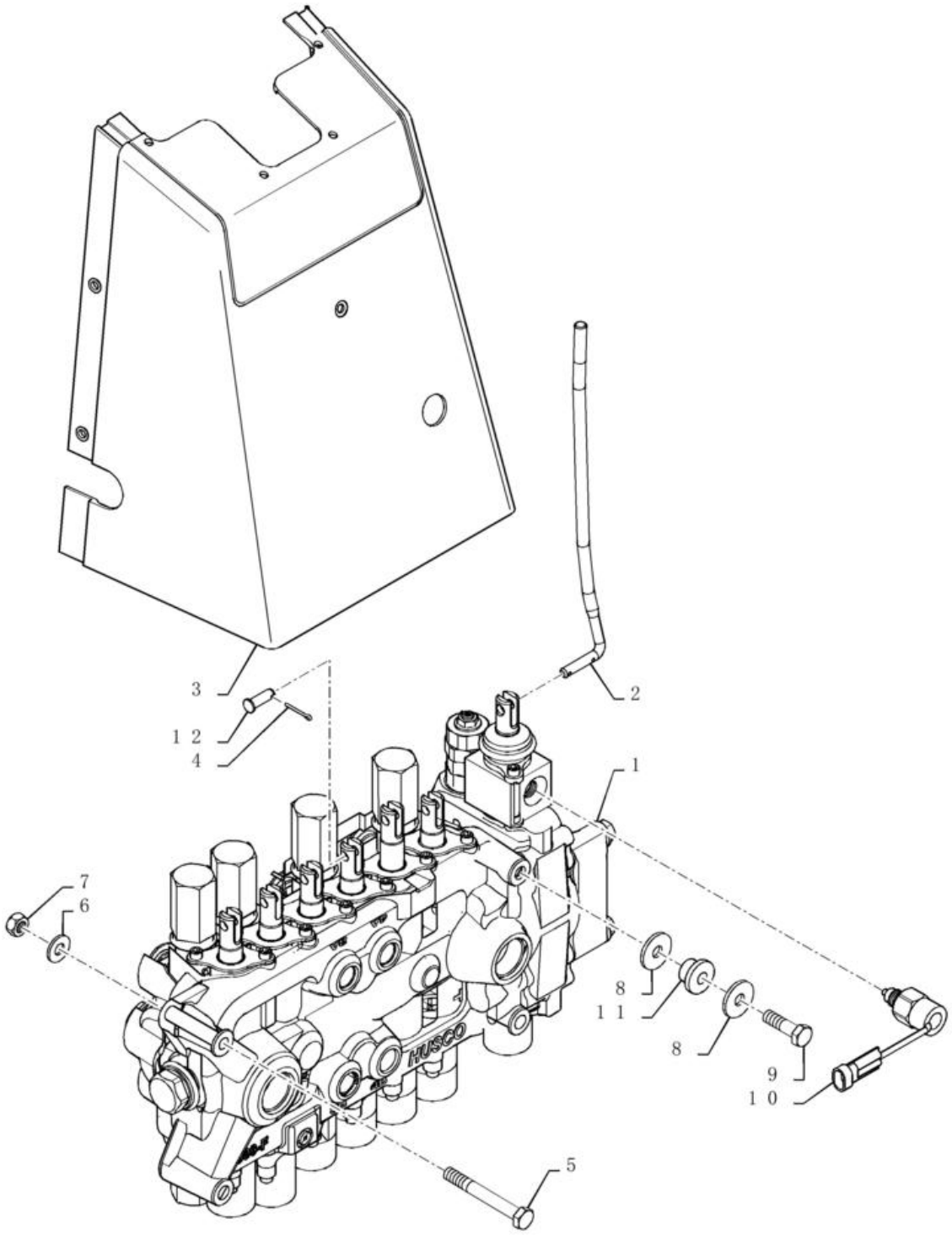

INSTALAÇÃO DA VÁLVULA - COMANDOS RETROESCAVADEIRA, 7 CARRETÉIS (OSCILAÇÃO NA MÃO)

REF FN	PART NUMBER	YR/SN	QTY	DESCRIPTION
1	84273247		1	VÁLVULA Backhoe; 7 Spool; Hand Swing
2	84398267		1	TIRANTE DE AFINAÇÃO 9.525mm D x 315.2mm L Auxiliary Hydraulic; 7 Spool
3	87411084		1	COBERTURA Front Backhoe Console; 2 Lever
4	432-612		6	PINO ELÁSTICO 3/32" x 3/4"
5	814-10080		2	PARAFUSO Hex, M10 x 1.5 x 80mm, Cl 8.8
6	87655046		2	ANILHA ESPECIAL 10.65mm ID x 23mm OD x 2.2mm Thk
7	829-1410		2	PORCA M10 x 1.5, Cl 10.9
8	87687101		2	ANILHA 10.65mm ID x 31mm OD x 3.3mm Thk
9	614-10035		1	PARAFUSO Hex, M10 x 1.5 x 35mm, Cl 8.8, Full Thd
10	84128131		1	SOLENÓIDE Spool Lock With Diode
11	D52276		1	ISOLADOR 10.16mm ID x 28.07mm OD x mm L
12	D149287		6	PERNO 7.9mm OD x 26.72mm L

35.726.19	05	p1	1/2017

VÁLVULA - RETROESCAVADEIRA, 6 CARRETÉIS COM BRAÇO EXTENSÍVEL (SEM 2 ALAVANCAS)

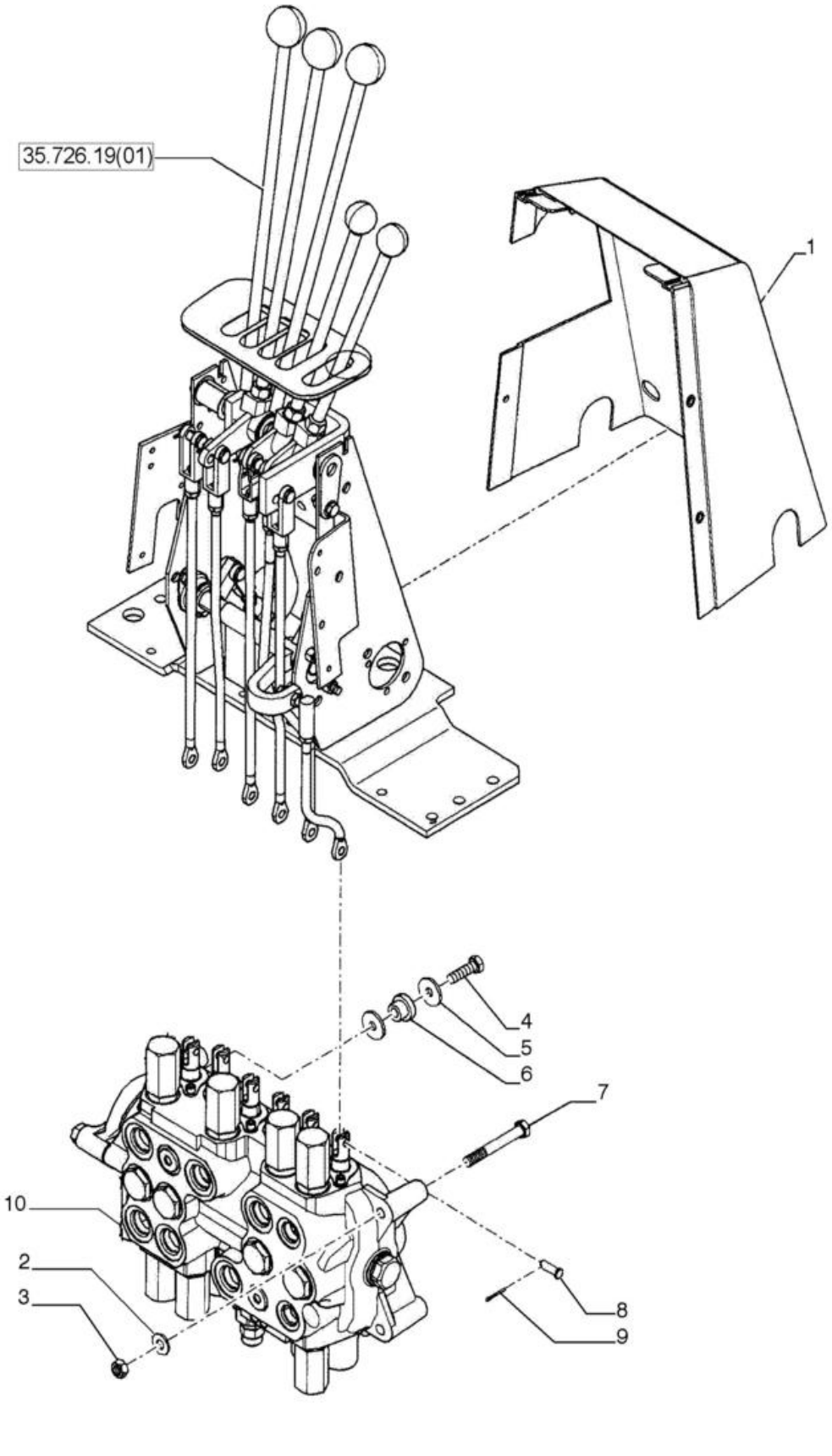

VÁLVULA - RETROESCAVADEIRA, 6 CARRETÉIS COM BRAÇO EXTENSÍVEL (SEM 2 ALAVANCAS)

REF FN	PART NUMBER	YR/SN	QTY	DESCRIPTION
1	390760A1		1	COBERTURA 6 Carretéis, Oscilação Manual, Até chassi
1	47945922		1	COBERTURA Console Dianteiro, 4 Carretéis, Oscilação Manual, A partir do chassi
1	47946531		1	COBERTURA Console Dianteiro, 2 Carretéis, Oscilação Manual, A partir do chassi
2	87655046		2	ANILHA ESPECIAL 10.65mm ID x 23mm OD x 2.2mm Thk Auxiliary Hydraulic; 7 Spool
3	829-1410		2	PORCA M10 x 1.5, Cl 10.9 Front Backhoe Console; 2 Lever
4	614-10035		1	PARAFUSO Hex, M10 x 1.5 x 35mm, Cl 8.8, Full Thd
5	87687101		2	ANILHA 10.65mm ID x 31mm OD x 3.3mm Thk
6	D52276		1	ISOLADOR 10.16mm ID x 28.07mm OD x mm L
7	814-10080		2	PARAFUSO Hex, M10 x 1.5 x 80mm, Cl 8.8
8	D149287		6	PERNO 7.9mm OD x 26.72mm L
9	432-612		6	PINO ELÁSTICO 3/32" x 3/4"
10	84233913		1	VÁLVULA Spool Lock With Diode

35.726.19	06	p1	1/2017

VÁLVULA - RETROESCAVADEIRA, 7 CARRETÉIS COM BRAÇO EXTENSÍVEL (SEM 2 ALAVANCAS)

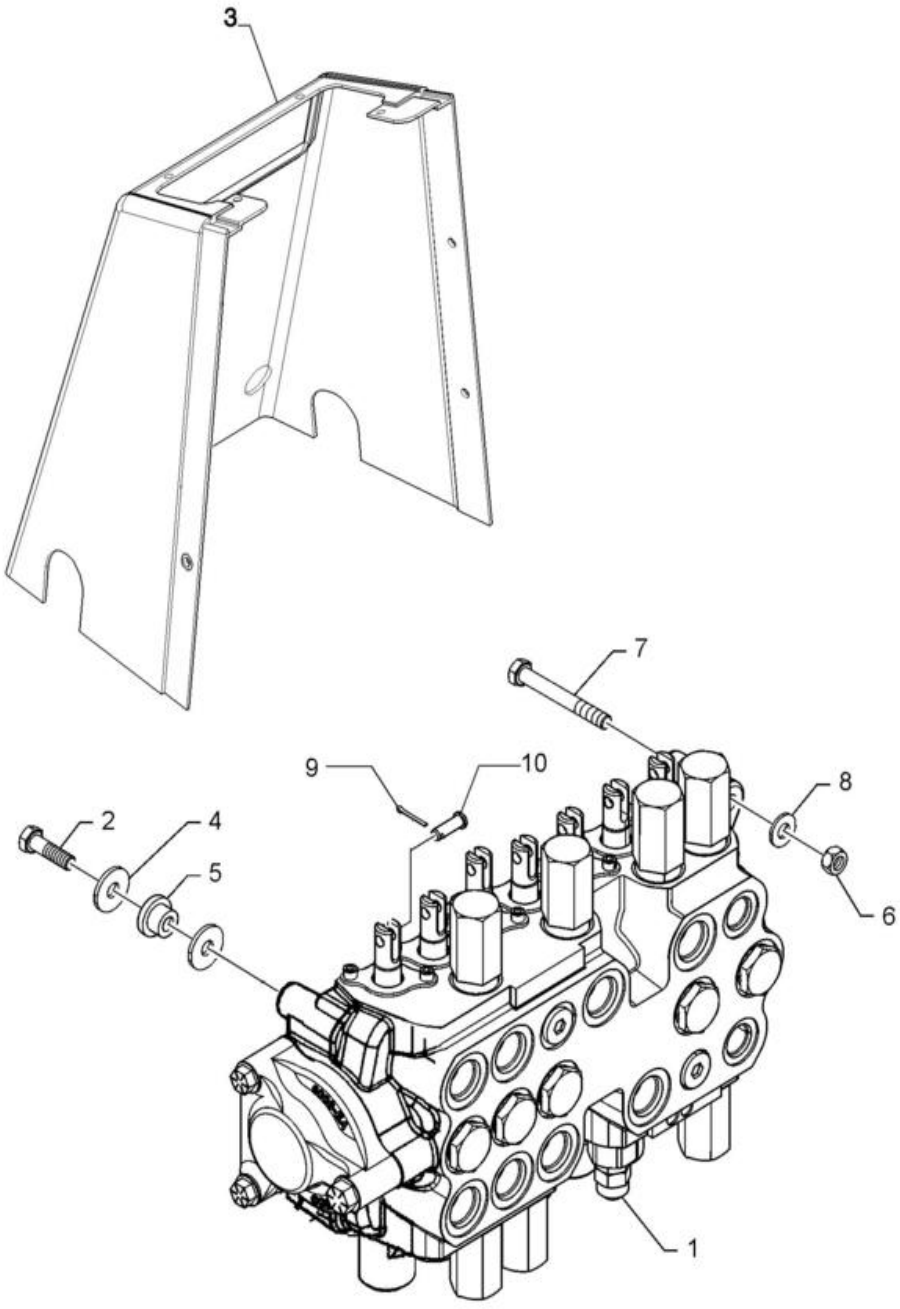

VÁLVULA - RETROESCAVADEIRA, 7 CARRETÉIS COM BRAÇO EXTENSÍVEL (SEM 2 ALAVANCAS)

REF FN	PART NUMBER	YR/SN	QTY	DESCRIPTION
1	84233915		1	VÁLVULA
2	614-10035		1	PARAFUSO Hex, M10 x 1.5 x 35mm, Cl 8.8, Full Thd
3	390760A1		1	COBERTURA Console Dianteiro, 4 Alavancas, Até chassi
3	47945922		1	COBERTURA Console Dianteiro, 4 Alavancas, A partir do chassi
4	87687101		1	ANILHA 10.65mm ID x 31mm OD x 3.3mm Thk
5	D52276		1	ISOLADOR 10.16mm ID x 28.07mm OD x mm L
6	829-1410		1	PORCA M10 x 1.5, Cl 10.9
7	814-10080		1	PARAFUSO Hex, M10 x 1.5 x 80mm, Cl 8.8
8	87655046		1	ANILHA ESPECIAL 10.65mm ID x 23mm OD x 2.2mm Thk
9	432-612		2	PINO ELÁSTICO 3/32" x 3/4"
10	D149287		1	PERNO 7.9mm OD x 26.72mm L

35.726.19	07	p1	1/2017

VÁLVULA - RETROESCAVADEIRA, 7 CARRETÉIS COM BRAÇO EXTENSÍVEL (COM 2 ALAVANCAS)

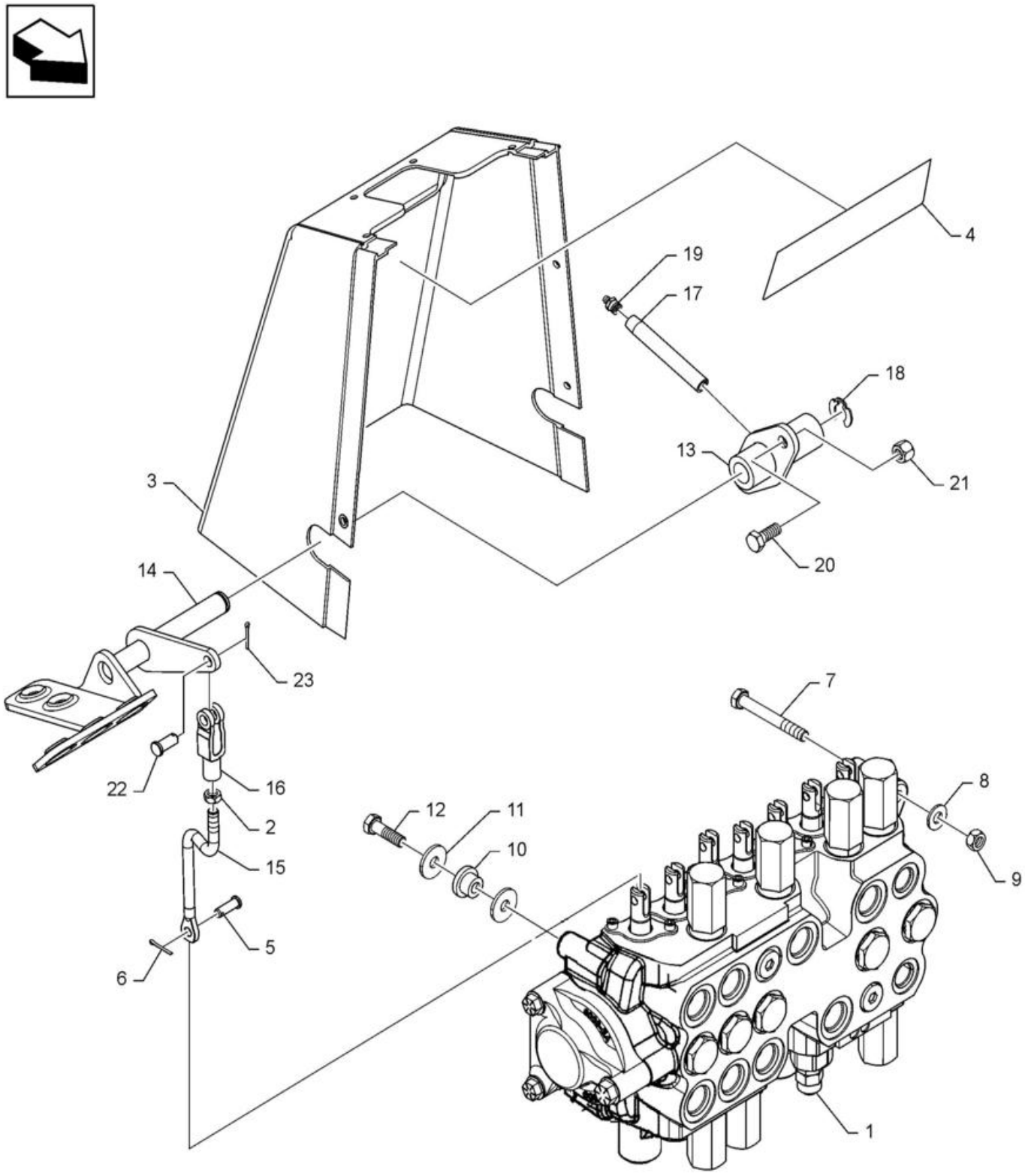

VÁLVULA - RETROESCAVADEIRA, 7 CARRETÉIS COM BRAÇO EXTENSÍVEL (COM 2 ALAVANCAS)

REF FN	PART NUMBER	YR/SN	QTY	DESCRIPTION
1	84233916		1	VÁLVULA HIDRÁULICA Backhoe; 7 Spool; Hand Swing
2	425-156		1	CONTRAPORCA Jam, 3/8"-24, G5 Auxiliary Hydraulic; 7 Spool
3	390690A1		1	COBERTURA Console Dianteiro, 2 Alavancas, Até chassi
3	47946531		1	COBERTURA Console Dianteiro, 2 Alavancas, A partir do chassi
4	D149827		1	DECALQUE IMPORTANTE
5	D149287		7	PERNO 7.9mm OD x 26.72mm L
6	432-612		7	PINO ELÁSTICO 3/32" x 3/4"
7	814-10080		2	PARAFUSO Hex, M10 x 1.5 x 80mm, Cl 8.8
8	87655046		2	ANILHA ESPECIAL 10.65mm ID x 23mm OD x 2.2mm Thk
9	829-1410		2	PORCA M10 x 1.5, Cl 10.9
10	D52276		1	ISOLADOR 10.16mm ID x 28.07mm OD x mm L Spool Lock With Diode
11	87687101		2	ANILHA 10.65mm ID x 31mm OD x 3.3mm Thk
12	614-10035		1	PARAFUSO Hex, M10 x 1.5 x 35mm, Cl 8.8, Full Thd
13	126918A1		1	SUPORTE
14	179029A1		1	PEDAL
15	87440058		1	HASTE ROSCADA 9.53mm D x 148mm L
16	D134900		1	FORQUILHA 3/8-24"
17	D150032		1	TUBO
18	D143416		1	ANEL DE RETENÇÃO 15.09mm ID x 27.81mm OD x 1.57mm Thk
19	219-1		1	COPO DE LUBRIFICAÇÃO 1/8" - 27 NPTF
20	614-10025		2	PARAFUSO Hex, M10 x 1.5 x 25mm, Cl 8.8
21	832-10410		2	PORCA M10 x 1.5, Cl 8
22	427-6088		1	PINO DE FORQUILHA 3/8" x 3/4"
23	432-612		1	PINO ELÁSTICO 3/32" x 3/4"

580N-RETRO-CARREGADORA (BRASIL)

35.726.20	01	p1	1/2017

INSTALAÇÃO DA VÁLVULA - COMANDOS RETROESCAVADEIRA, UNI AUX PILOTADO, SOMENTE BOMBA DE ENGRENAGENS

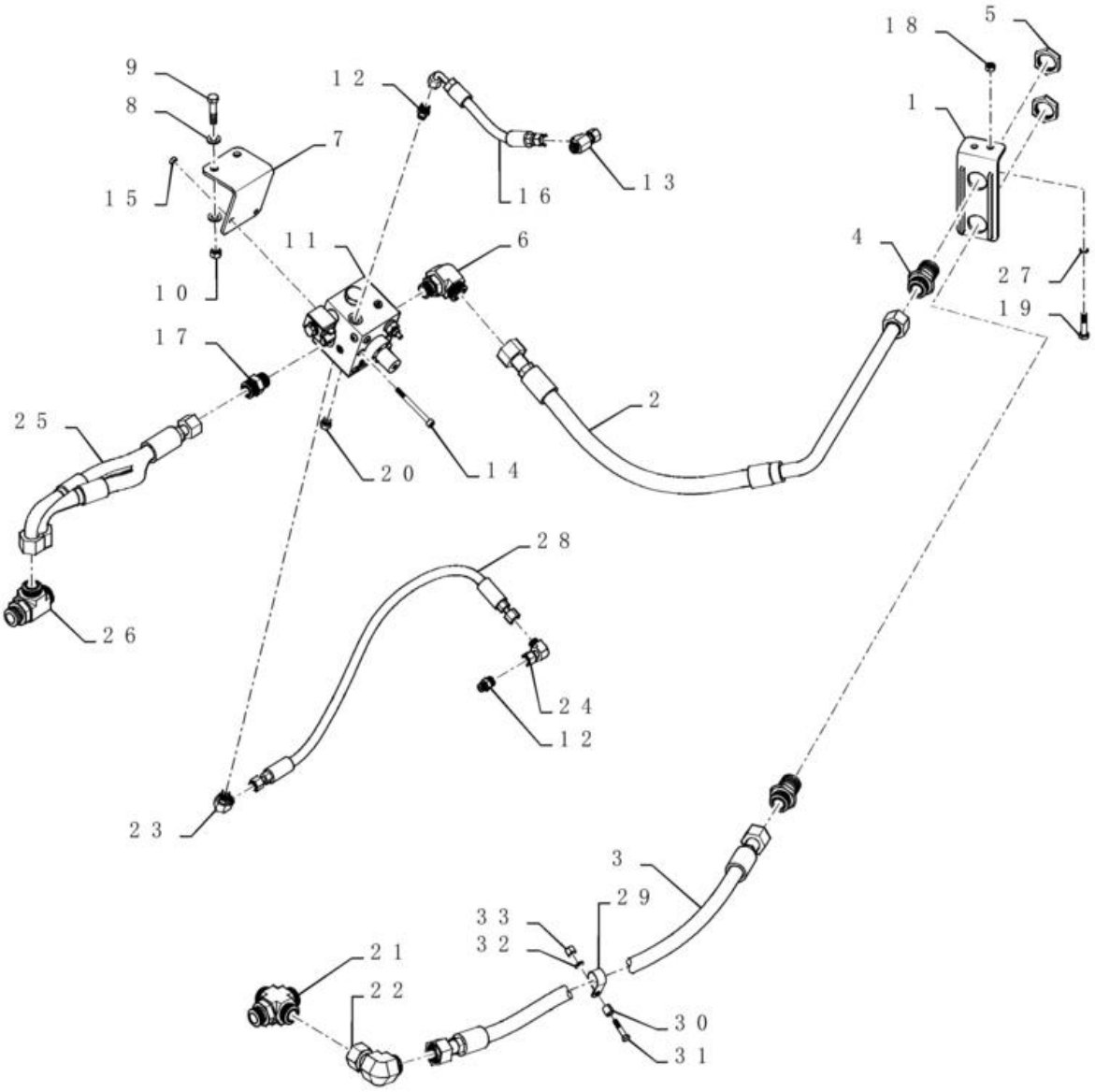

INSTALAÇÃO DA VÁLVULA - COMANDOS RETROESCAVADEIRA, UNI AUX PILOTADO, SOMENTE BOMBA DE ENGRENAGENS

REF	FN	PART NUMBER	YR/SN	QTY	DESCRIPTION
1		84407250		1	BRACKET, SUPPORTING
2		84407248		1	TUBAGEM HIDRÁULICO
3		84407245		1	MANGUEIRA HIDRÁULICA 19mm ID x 953mm L
4		86639060		2	UNIÃO 1-7/16"-12 ORFS, Bulkhead
5		86639084		2	PORCA DE COBERTURA 1-7/16"-12, ORFS, Bulkhead
6		9846956		1	COTOVELO 90 90 Degree, 1-7/16"-12 x 1-1/16"-12, Adj, ORFS
7		84257782		1	SUPORTE
8		87655043		4	ANILHA M12, 13.65mm ID x 24.90mm OD x 3.20mm, HT Boron, ZNM
9		9706702		2	PARAFUSO Hex, M12 x 1.75 x 50mm, Cl 8.8
10		337475		2	PORCA M12, Cl 10
11		84247110		1	VÁLVULA
12		9993143		2	CONECTOR HID. 11/16" - 16 ORFS x 9/16" - 18 ORB
13		84989848		1	TÊ 11/16" - 16 ORFS x 11/16" - 16 ORFS x 11/16" - 16 JIC
14		1960667		2	PARAFUSO ALLENA FLAN M8 x 90mm, Cl 8.8
15		43362		2	PORCA M8 x 1.25, Cl 10
16		84259315		1	MANGUEIRA CONJUNTO 10mm ID x 288mm L
17		9840535		1	CONECTOR HID. 1-3/16" - 12 ORFS x 1-1/16" - 12 ORB
18		86500689		2	PORCA M10 x 1.5, Cl 10
19		86508618		2	PARAFUSO Hex, M10 x 1.5 x 45mm, Cl 10.9
20		76349		1	TAMPÃO 9/16" - 18 ORB
21		84259313		1	CONECTOR 1"7/16 - 12 ORFS x 1"5/16 - 12 ORB
22		84989413		1	COTOVELO 90 Degree, 1 7/16"-12 ORFS x 1 7/16"-12 Fem Sw
23		9840543		1	COTOVELO 90 90 Degree, 11/16"-16 x 9/16"-18 Adj, ORFS
24		84989392		1	COTOVELO 90 Degree, 11/16"-16 ORFS x 11/16"-16 Fem Sw
25		84389775		1	MANGUEIRA CONJUNTO 19mm ID x 461mm L

35.726.20	01	p2	1/2017

INSTALAÇÃO DA VÁLVULA - COMANDOS RETROESCAVADEIRA, UNI AUX PILOTADO, SOMENTE BOMBA DE ENGRENAGENS

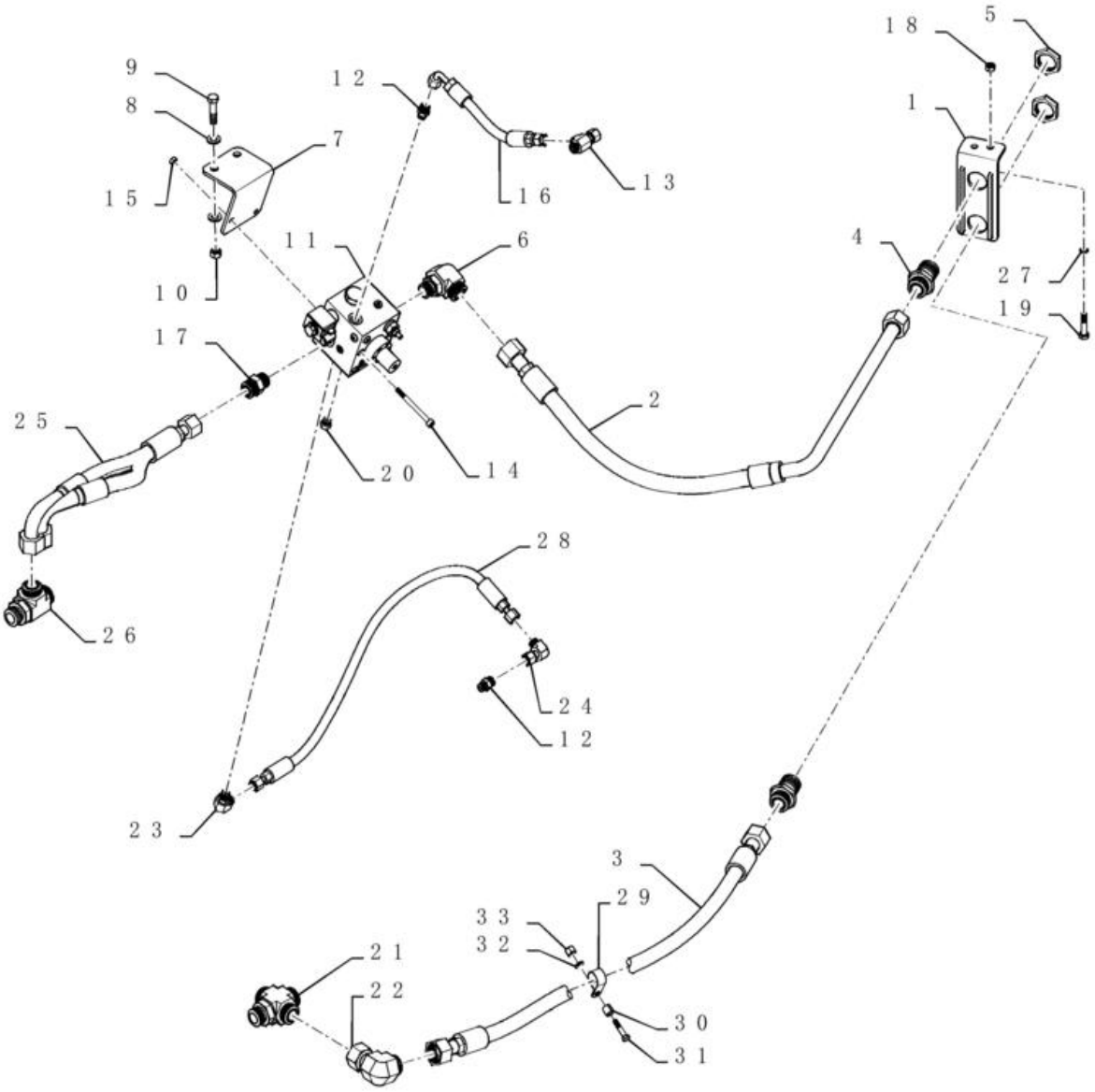

INSTALAÇÃO DA VÁLVULA - COMANDOS RETROESCAVADEIRA, UNI AUX PILOTADO, SOMENTE BOMBA DE ENGRENAGENS

REF	FN	PART NUMBER	YR/SN	QTY	DESCRIPTION
26		201-407		1	TÊ 1 7/16"-12 x 1 5/16"-12 Run, ORFS
27		3416158		2	O-RING 0.07" Thk x 0.301" ID, -11, Cl 5, 75 Duro
28		84419702		1	MANGUEIRA CONJUNTO 10mm ID x 774mm L
29		86637996		1	BRAÇADEIRA 28.6mm, Coat, 10.3mm Bolt Hole, P Type
30		120303A1		1	ESPAÇADOR 11mm ID x 15.82mm OD x 15mm Thk
31		814-8040		1	PARAFUSO Hex, M8 x 1.25 x 40mm, Cl 8.8
32		87655042		1	ANILHA ESPECIAL 8.8mm ID x 17.5mm OD x 2.2mm Thk
33		832-10410		1	PORCA M10 x 1.5, Cl 8

35.726.22	01	p1	1/2017

INSTALAÇÃO DA VÁLVULA - COMANDOS RETROESCAVADEIRA, BI AUX (COMANDOS MECÂNICOS)

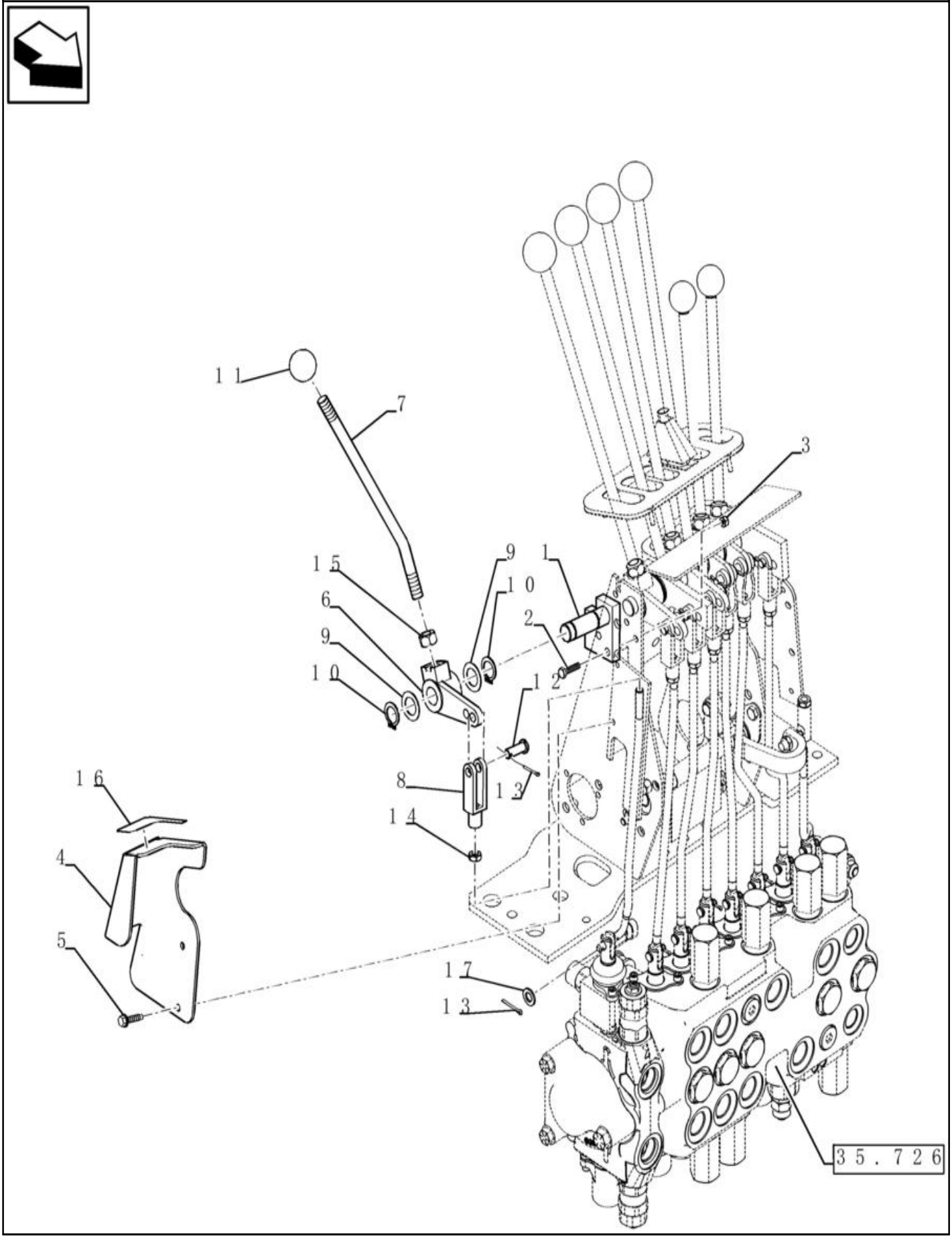

INSTALAÇÃO DA VÁLVULA - COMANDOS RETROESCAVADEIRA, BI AUX (COMANDOS MECÂNICOS)

REF FN	PART NUMBER	YR/SN	QTY	DESCRIPTION
1	87425117		1	ARTICULAÇÃO
2	614-6025		2	PARAFUSO Hex, M6 x 1 x 25mm, Cl 8.8, Full Thd
3	829-1406		2	PORCA Hex, M6 x 1, Cl 10.9
4	87425122		1	SUPORTE
5	281-14716		2	PARAFUSO Hex Wash Hd, 1/4" x 1"
6	182006A1		1	LEVER
7	221477A1		1	HASTE ROSCADA 1/2"-20 UNF x 250mm L
8	213-126		1	FORQUILHA AJUSTÁVEL 3/8"-24 x 2 1/2"
9	A30881		2	ANILHA DE VEDAÇÃO 19.45mm ID x 31.35mm OD
10	103-1475		2	ANEL #75, Ext
11	D59912		1	BOTÃO
12	D149288		1	PERNO 8.33mm OD x 30.66mm L
13	432-612		3	PINO ELÁSTICO 3/32" x 3/4"
14	425-156		1	CONTRAPORCA Jam, 3/8"-24, G5
15	425-118		1	PORCA 1/2"-20, G5
16	87430677		1	DÍSTICO
17	895-11008		2	ANILHA 9mm ID x 16mm OD x 1.6mm Thk

35.726.23	01	p1	1/2017

INSTALAÇÃO DA VÁLVULA - COMANDOS RETROESCAVADEIRA, AUXILIAR DUPLO (COMANDOS PILOTADOS) BOMBA VÁLVULA VARIÁVEL



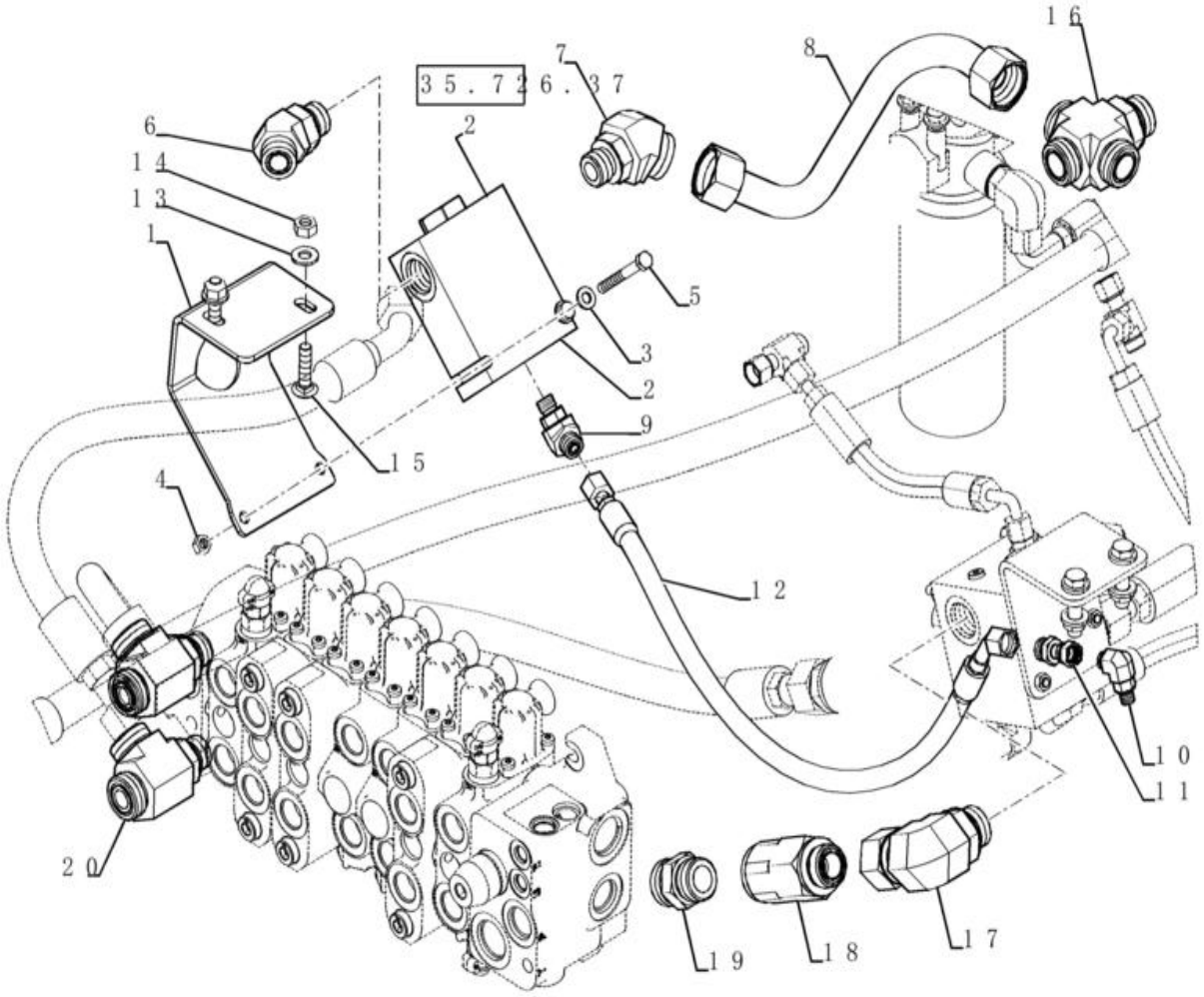

INSTALAÇÃO DA VÁLVULA - COMANDOS RETROESCAVADEIRA, AUXILIAR DUPLO (COMANDOS PILOTADOS) BOMBA VÁLVULA VARIÁVEL

REF FN	PART NUMBER	YR/SN	QTY	DESCRIPTION
1	84259186		1	SUPORTE
2	84422084		1	VÁLVULA DE RETENÇÃO
3	87655042		2	ANILHA ESPECIAL 8.8mm ID x 17.5mm OD x 2.2mm Thk
4	9706690		2	PORCA M8 x 1.25, Cl 8
5	120062		2	PARAFUSO Hex, M8 x 70mm, Cl 8.8
6	201-317		1	COTOVELO 45 Degree, 1 3/16"-12 x 1 1/16"-12. Adj, ORFS
7	87302733		1	CONECTOR HID.
8	84524281		1	TUBAGEM HIDRÁULICO
9	201-315		1	COTOVELO 45 Degree Elbow, 11/16" - 16 Male ORFS x 9/16" - 18 Male ORB
10	84394685		1	COTOVELO 9/16"-18 UNF-2A x 1/8"-28 GAS
11	84395081		1	ADAPTADOR
12	84258749		1	MANGUEIRA CONJUNTO 10mm ID x 645mm L
13	87655046		2	ANILHA ESPECIAL 10.65mm ID x 23mm OD x 2.2mm Thk
14	100016		2	PORCA M10 x 1.5, Cl 8
15	374892		2	PARAFUSO M10 x 1.5 x 40mm, Cl 8.8
16	84259313		1	CONECTOR 1"7/16 - 12 ORFS x 1"5/16 - 12 ORB
17	84262694		1	COTOVELO 90 1-7/16"-12 ORFS x 1-1/16"-12 ORB
18	84256601		1	VÁLVULA DE RETENÇÃO
19	9824055		1	CONECTOR HID. 1-7/16" - 12 ORFS x 1-5/16" - 12 ORB
20	87493307		2	CONECTOR T MACHO-FEM

35.726.24	01	p1	1/2017

INSTALAÇÃO DA VÁLVULA - COMANDOS RETROESCAVADEIRA, AUXILIAR DUPLO (COMANDOS PILOTADOS) BOMBA VÁLVULA VARIÁVEL



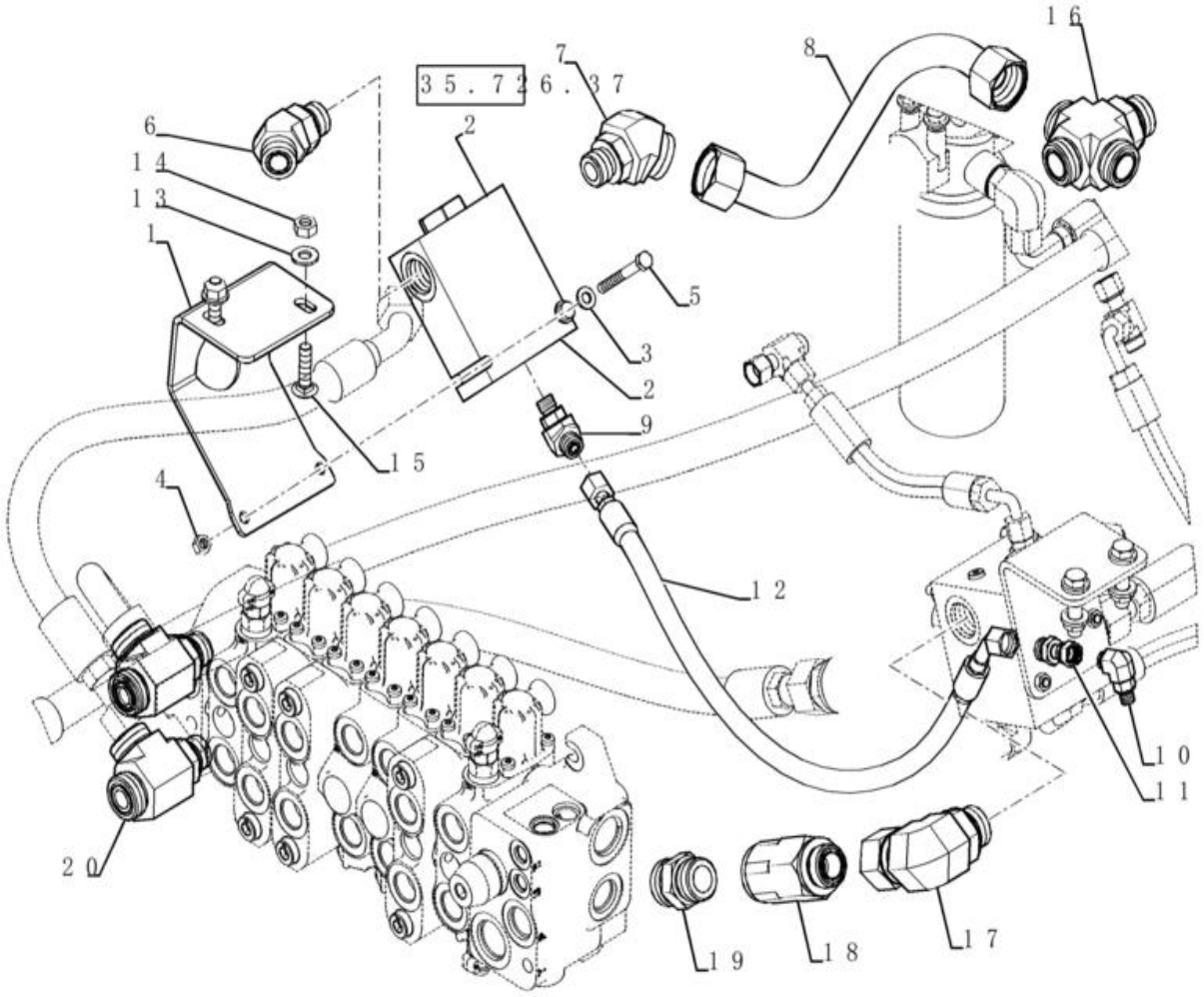

INSTALAÇÃO DA VÁLVULA - COMANDOS RETROESCAVADEIRA, AUXILIAR DUPLO (COMANDOS PILOTADOS) BOMBA VÁLVULA VARIÁVEL

REF	FN	PART NUMBER	YR/SN	QTY	DESCRIPTION
1		84259186		1	SUPORTE
2		84422084		1	VÁLVULA DE RETENÇÃO
3		87655042		2	ANILHA ESPECIAL 8.8mm ID x 17.5mm OD x 2.2mm Thk
4		9706690		2	PORCA M8 x 1.25, Cl 8
5		120062		2	PARAFUSO Hex, M8 x 70mm, Cl 8.8
6		201-317		1	COTOVELO 45 Degree, 1 3/16"-12 x 1 1/16"-12. Adj, ORFS
7		87302733		1	CONECTOR HID.
8		84354910		1	TUBAGEM HIDRÁULICO 580SN Prior To P.I.N. NBC543163, 580SN WT Prior To P.I.N. NBC545276, 590SN Prior To P.I.N. NBC546294
8		84524281		1	TUBAGEM HIDRÁULICO HYD. TUBE; 580SN P.I.N. NBC543163 And After, 580SN WT P.I.N. NBC545276 And After, 590SN P.I.N. NBC546294 And After
9		201-315		1	COTOVELO 45 Degree Elbow, 11/16" - 16 Male ORFS x 9/16" - 18 Male ORB
10		84394685		1	COTOVELO 9/16"-18 UNF-2A x 1/8"-28 GAS
11		84395081		1	ADAPTADOR
12		84258749		1	MANGUEIRA CONJUNTO 10mm ID x 645mm L
13		87655046		2	ANILHA ESPECIAL 10.65mm ID x 23mm OD x 2.2mm Thk
14		100016		2	PORCA M10 x 1.5, Cl 8
15		374892		2	PARAFUSO M10 x 1.5 x 40mm, Cl 8.8
16		84259313		1	CONECTOR 1"7/16 - 12 ORFS x 1"5/16 - 12 ORB
17		84262694		1	COTOVELO 90 1-7/16"-12 ORFS x 1-1/16"-12 ORB
18		84256601		1	VÁLVULA DE RETENÇÃO
19		9824055		1	CONECTOR HID. 1-7/16" - 12 ORFS x 1-5/16" - 12 ORB
20		87493307		2	CONECTOR T MACHO-FEM

35.726.25	01	p1	1/2017

SISTEMA HIDRÁULICO

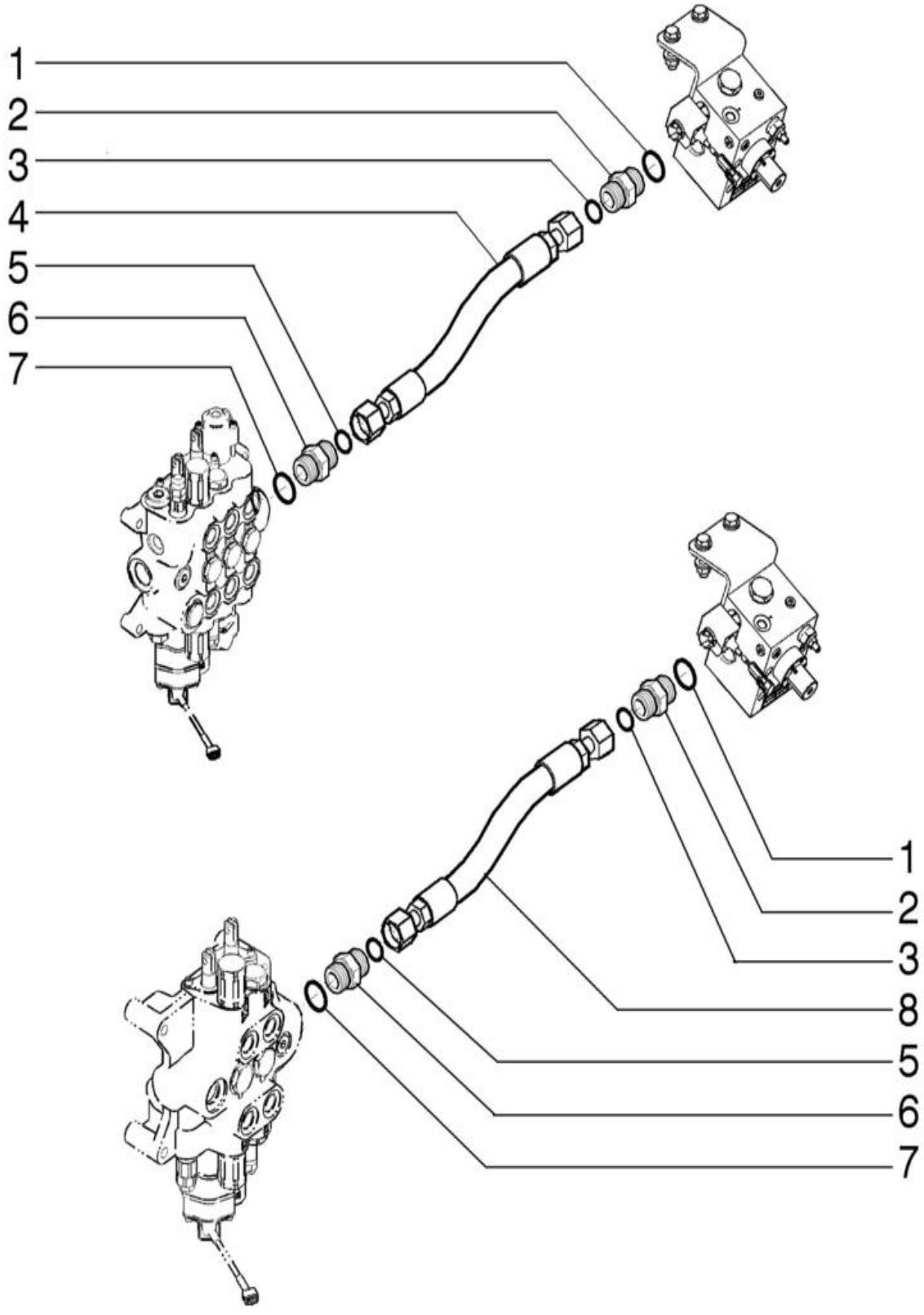

SISTEMA HIDRÁULICO

REF	FN	PART NUMBER	YR/SN	QTY	DESCRIPTION
1		167266		2	O-RING 0.116" Thk x 0.924" ID, -912, Cl 6, 90 Duro
2		9840535		2	CONECTOR HID. 1-3/16" - 12 ORFS x 1-1/16" - 12 ORB
3		9991976		2	O-RING 0.07" Thk x 0.739" ID, -18, Cl 6, 90 Duro
4	1	84283268		1	MANGUEIRA CONJUNTO 19mm ID x 440mm L, SAE 100R16 Type S
5		9824050		2	O-RING 0.07" Thk x 0.926" ID, -21, Cl 6, 90 Duro
6		9824055		2	CONECTOR HID. 1-7/16" - 12 ORFS x 1-5/16" - 12 ORB
7		167268		2	O-RING 0.116" Thk x 1.171" ID, -916, Cl 6, 90 Duro
8		84283269		1	MANGUEIRA CONJUNTO 19mm ID x 461mm L

(1) Carregadeira para Válvula Auxiliar

35.726.25	02	p1	1/2017

INSTALAÇÃO DA VÁLVULA - COMANDOS RETROESCAVADEIRA, AUX DUPLO PILOTADO, SOMENTE BOMBA DE ENGRENAGENS



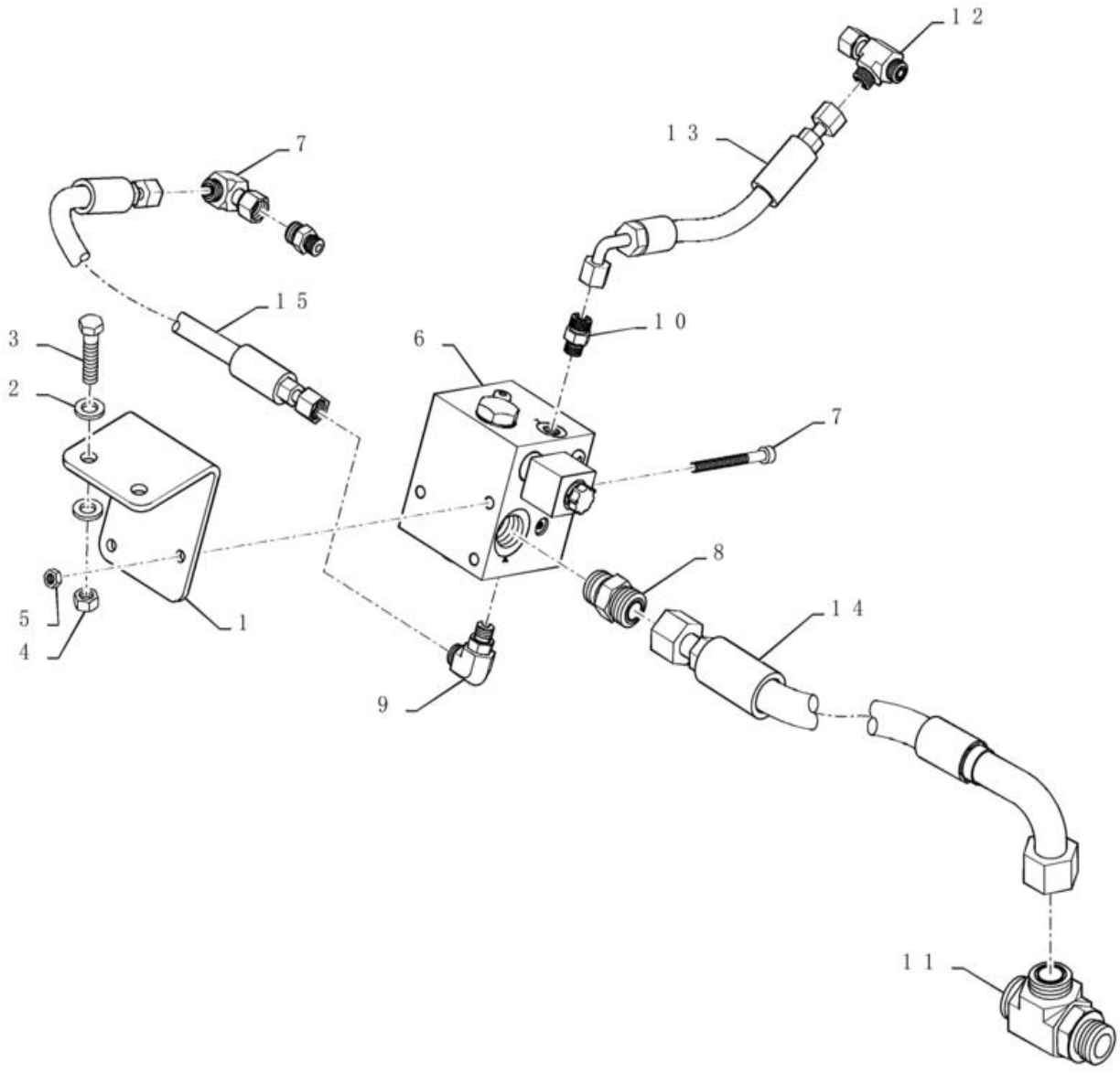

INSTALAÇÃO DA VÁLVULA - COMANDOS RETROESCAVADEIRA, AUX DUPLO PILOTADO, SOMENTE BOMBA DE ENGRENAGENS

REF	FN	PART NUMBER	YR/SN	QTY	DESCRIPTION
1		84257782		1	SUPORTE
2		87655043		4	ANILHA M12, 13.65mm ID x 24.90mm OD x 3.20mm, HT Boron, ZNM
3		9706702		2	PARAFUSO Hex, M12 x 1.75 x 50mm, Cl 8.8
4		337475		2	PORCA M12, Cl 10
5		43362		2	PORCA M8 x 1.25, Cl 10
6		84247110		1	VÁLVULA
7		{}			
8		9840535		1	CONECTOR HID. 1-3/16" - 12 ORFS x 1-1/16" - 12 ORB
9		9840543		1	COTOVELO 90 90 Degree, 11/16"-16 x 9/16"-18 Adj, ORFS
10		9993143		2	CONECTOR HID. 11/16" - 16 ORFS x 9/16" - 18 ORB
11		201-407		1	TÊ 1 7/16"-12 x 1 5/16"-12 Run, ORFS
12		84989848		1	TÊ 11/16" - 16 ORFS x 11/16" - 16 ORFS x 11/16" - 16 JIC
13		84259315		1	MANGUEIRA CONJUNTO 10mm ID x 288mm L
14		84389775		1	MANGUEIRA CONJUNTO 19mm ID x 461mm L
15		84419702		1	MANGUEIRA CONJUNTO 10mm ID x 774mm L
16		84989392		1	COTOVELO 90 Degree, 11/16"-16 ORFS x 11/16"-16 Fem Sw

580N-RETRO-CARREGADORA (BRASIL)

35.726.26	01	p1	1/2017

SISTEMA HIDRÁULICO

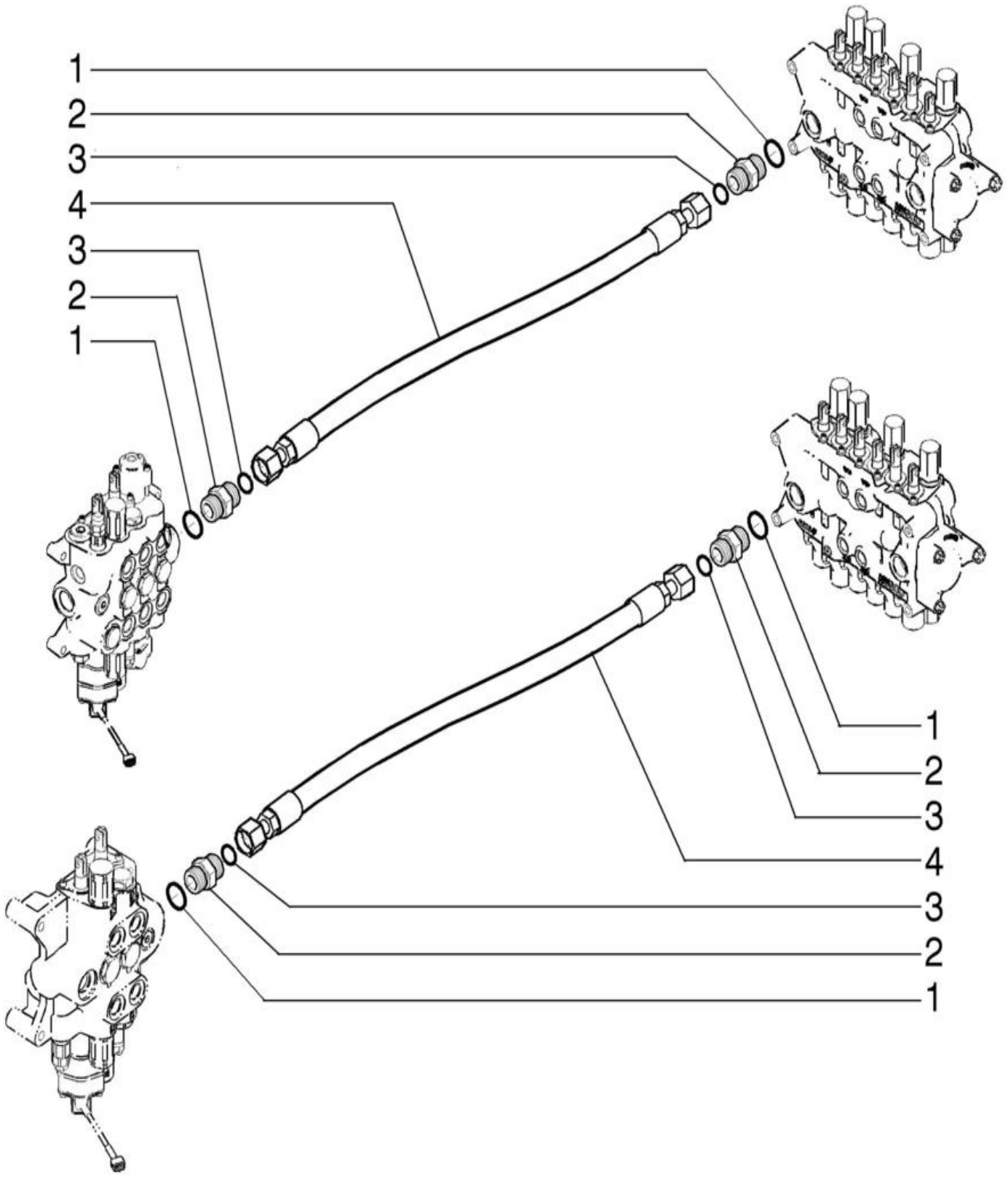

SISTEMA HIDRÁULICO

REF FN	PART NUMBER	YR/SN	QTY	DESCRIPTION
1	167268		2	O-RING 0.116" Thk x 1.171" ID, -916, Cl 6, 90 Duro
2	9824055		2	CONECTOR HID. 1-7/16" - 12 ORFS x 1-5/16" - 12 ORB
3	9824050		2	O-RING 0.07" Thk x 0.926" ID, -21, Cl 6, 90 Duro
4	84468322		1	MANGUEIRA HIDRÁULICA 19mm ID x 954mm L
5	84468306		1	MANGUEIRA HIDRÁULICA 19mm ID x 974mm L

35.726.30	01	p1	1/2017

COMANDO - RETROESCAVADEIRA, COM OSCILAÇÃO NO PÉ (COM BRAÇO EXTENSÍVEL DA CONCHA)

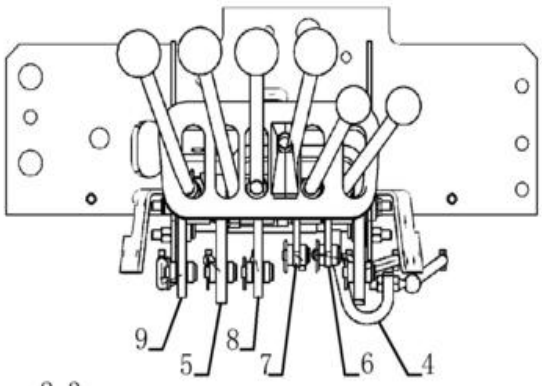

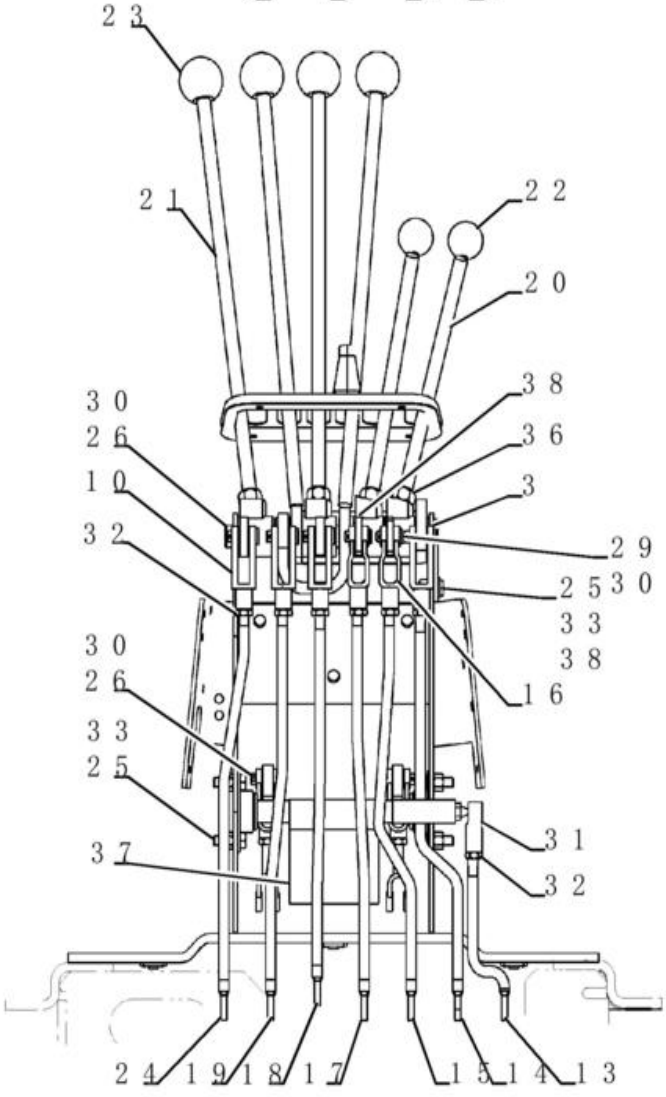

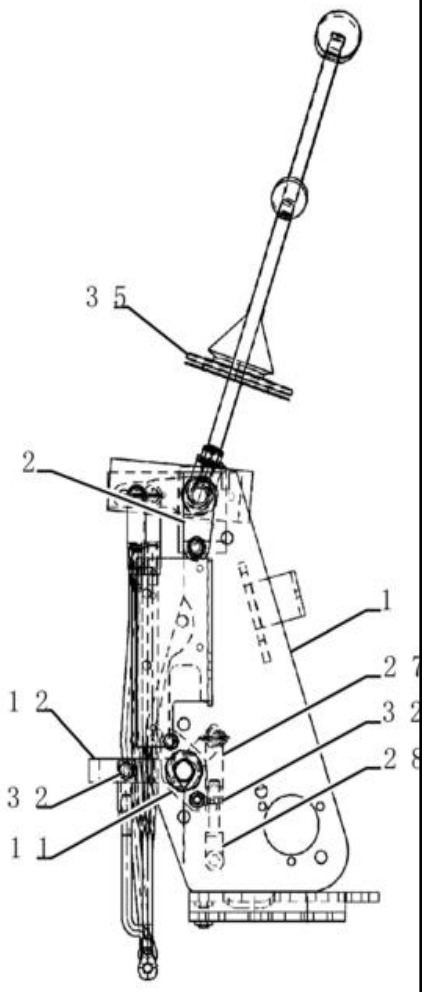

COMANDO - RETROESCAVADEIRA, COM OSCILAÇÃO NO PÉ (COM BRAÇO EXTENSÍVEL DA CONCHA)

REF FN	PART NUMBER	YR/SN	QTY	DESCRIPTION
1	87418516		1	SUPORTE
2	87401203		1	VEIO 198mm L
3	A30881		13	ANILHA DE VEDAÇÃO 19.45mm ID x 31.35mm OD
4	136267A1		1	LEVER
5	136269A1		1	LEVER
6	D150434		1	ALAVANCA
7	D150435		1	ALAVANCA
8	D150397		1	ALAVANCA
9	182006A1		1	LEVER
10	213-126		4	FORQUILHA AJUSTÁVEL 3/8"-24 x 2 1/2"
11	D139039		2	CHUMACEIRA 19mm ID
12	D148994		1	VEIO 182.10mm L
13	87422239		1	HASTE ROSCADA 9.53mm D x 151mm L
14	87422241		1	HASTE ROSCADA 9.53mm D x 363mm L
15	87422243		1	HASTE ROSCADA 9.53mm D x 368mm L
16	D150493		2	EXTREMIDADE
17	87422245		1	HASTE ROSCADA 9.53mm D x 368mm L
18	87422247		1	HASTE ROSCADA 9.53mm D x 352mm L
19	87422249		1	HASTE ROSCADA 9.53mm D x 368mm L
20	136261A1		2	HASTE ROSCADA 1/2"-20 UNF x 260mm L
21	136263A1		2	HASTE 12.7mm OD x 407mm L
22	D59912		2	BOTÃO
23	L54563		4	BOTÃO
24	87446113		1	HASTE ROSCADA
25	614-8025		5	PARAFUSO Hex, M8 x 1.25 x 25mm, Cl 8.8, Full Thd
26	D149288		6	PERNO 8.33mm OD x 30.66mm L
27	D149262		2	FORQUILHA 3/8-24"
28	D150503		2	EXTREMIDADE
29	427-6088		2	PINO DE FORQUILHA 3/8" x 3/4"
30	432-612		8	PINO ELÁSTICO 3/32" x 3/4"
31	D149295		1	RÓTULA 3/8"
32	425-156		10	CONTRAPORCA Jam, 3/8"-24, G5

580N-RETRO-CARREGADORA (BRASIL)

COMANDO - RETROESCAVADEIRA, COM OSCILAÇÃO NO PÉ (COM BRAÇO EXTENSÍVEL DA CONCHA)

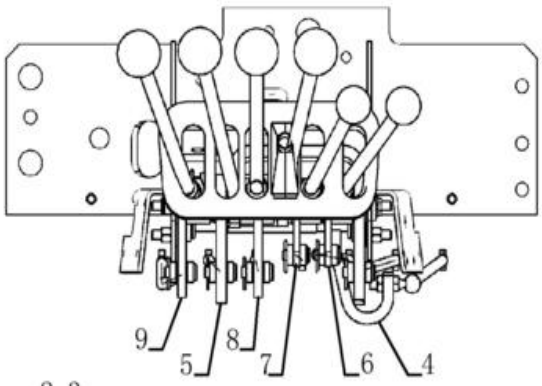

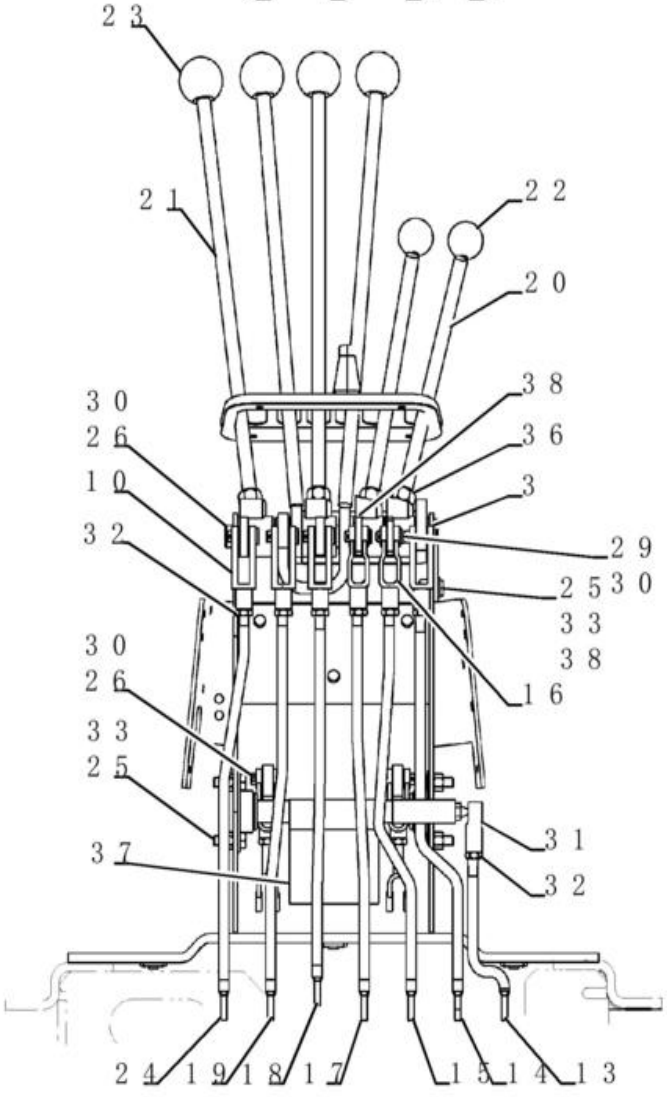

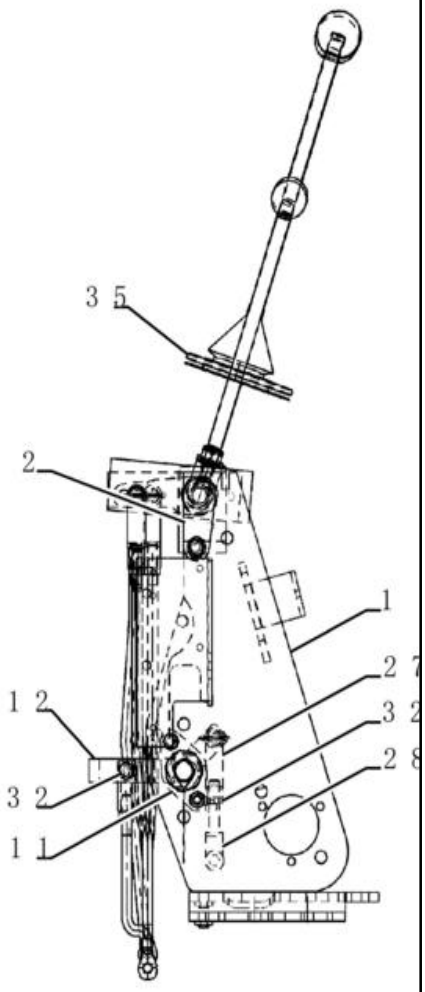

COMANDO - RETROESCAVADEIRA, COM OSCILAÇÃO NO PÉ (COM BRAÇO EXTENSÍVEL DA CONCHA)

REF FN	PART NUMBER	YR/SN	QTY	DESCRIPTION
33	832-10408		5	PORCA M8 x 1.25, Cl 8.8
34	D34666		1	ANILHA 33.34mm ID x 63.5mm OD x 2.38mm Thk
35	D149867		1	COBERTURA DE PROTECÇ
36	425-118		4	PORCA 1/2"-20, G5
37	87444776		1	DÍSTICO DE AVISO
38	87655042		1	ANILHA ESPECIAL 8.8mm ID x 17.5mm OD x 2.2mm Thk

35.726.30	02	p1	1/2017

COMANDO - RETROESCAVADEIRA, COM OSCILAÇÃO NO PÉ (COM BRAÇO EXTENSÍVEL DA CONCHA)

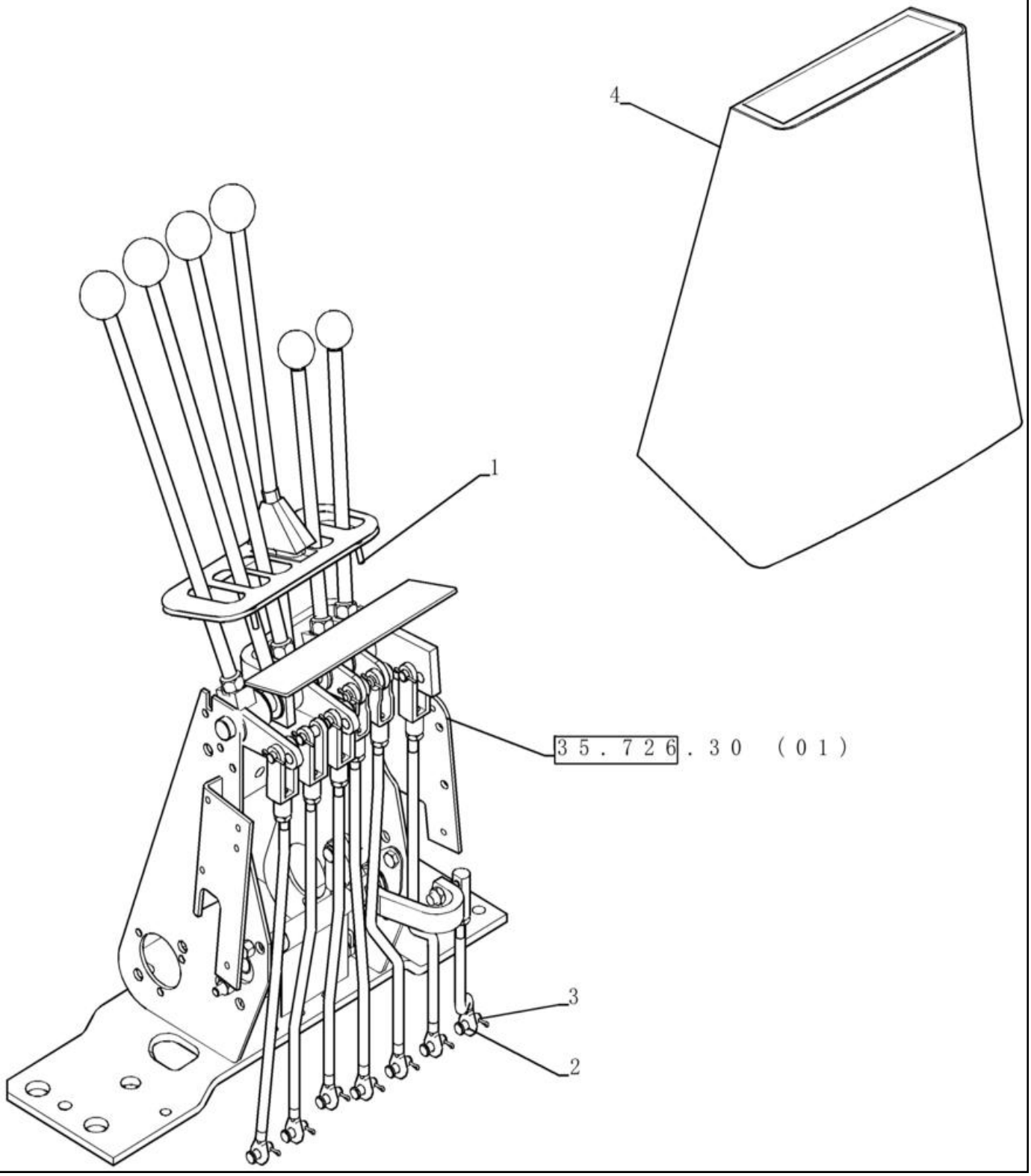

COMANDO - RETROESCAVADEIRA, COM OSCILAÇÃO NO PÉ (COM BRAÇO EXTENSÍVEL DA CONCHA)

REF FN	PART NUMBER	YR/SN	QTY	DESCRIPTION
1	87310124		4	PARAFUSO Phillips Drive, Pan HD, #10 - 24 x 1/2", SST
2	D149287		7	PERNO 7.9mm OD x 26.72mm L
3	432-612		7	PINO ELÁSTICO 3/32" x 3/4"
4	D149825		1	DECAL

35.726.31	01	p1	1/2017

COMANDO - RETROESCAVADEIRA, 2 ALAVANCAS

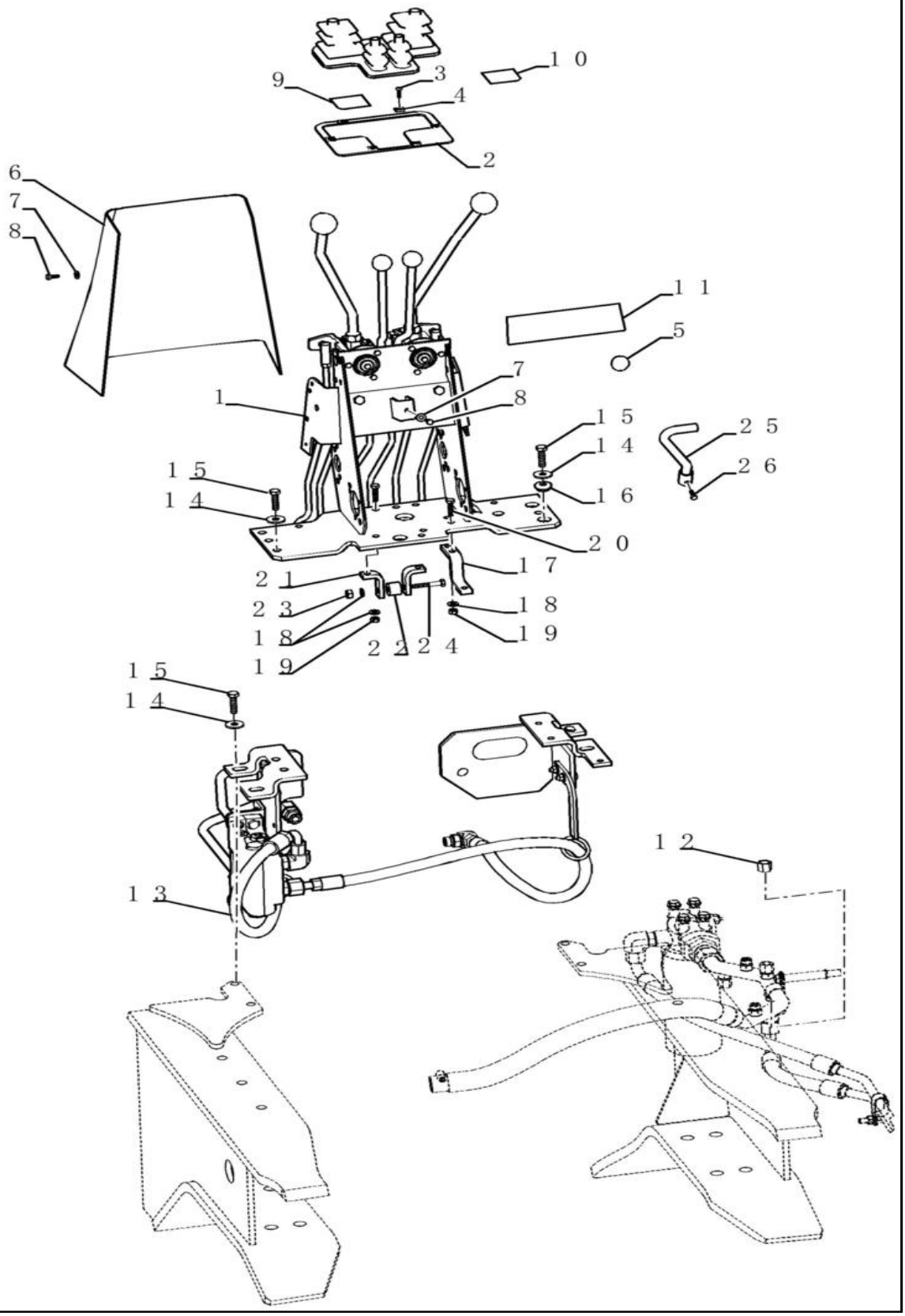

COMANDO - RETROESCAVADEIRA, 2 ALAVANCAS

REF	FN	PART NUMBER	YR/SN	QTY	DESCRIPTION
1		87309482		1	ALAVANCA
2		136824A1		1	PLACA ESPESSA
3		87310126		6	PARAFUSO Phillips Drive, Pan HD, #10 - 24 x 3/4", SST
4		131-861		6	PORCA-MOLA Tinn, U, #10-24
5		353-411		1	TAMPÃO Dome, 1.000" hole, Nylon
6		390758A1		1	COBERTURA Console Traseiro, Até chassi
6		47945943		1	COBERTURA Console Traseiro, A partir do chassi
7		87310139		5	ANILHA 7.14mm ID x 15.88mm OD x 1.65mm Thk
8		87310156		5	PARAFUSO M6.3 x 1.8 x 16mm, Stainless
9		D149828		1	DECAL
10		D149829		1	DECAL
11		D149826		1	DECALQUE IMPORTANTE
12		87331950		2	CAP ASSY. Hex, 11/16"-16 Non- Pilot Units
13		REF		1	INSTRUÇÃO See Page 35.726.319 (02)
14		87687101		8	ANILHA 10.65mm ID x 31mm OD x 3.3mm Thk
15		614-10035		8	PARAFUSO Hex, M10 x 1.5 x 35mm, Cl 8.8, Full Thd
16		179956A1		2	ISOLADOR 10.16mm ID x 27.7mm OD x 11.2mm L
17		87449995		1	SUPORTE
18		87655042		5	ANILHA ESPECIAL 8.8mm ID x 17.5mm OD x 2.2mm Thk
19		829-1408		4	PORCA Hex, M8 x 1.25, Cl 10.9
20		614-8030		4	PARAFUSO Hex, M8 x 1.25 x 30mm, Cl 8.8, Full Thd
21		87449996		2	SUPORTE
22		86984547		1	GUIA
23		829-1408		1	PORCA Hex, M8 x 1.25, Cl 10.9
24		814-8050		1	PARAFUSO Hex, M8 x 1.25 x 50mm, Cl 8.8
25		87444149		1	HASTE
26		87041331		1	PARAFUSO Hex, M6 x 16mm, Cl 8.8

35.726.31	01	p2	1/2017

COMANDO - RETROESCAVADEIRA, 2 ALAVANCAS

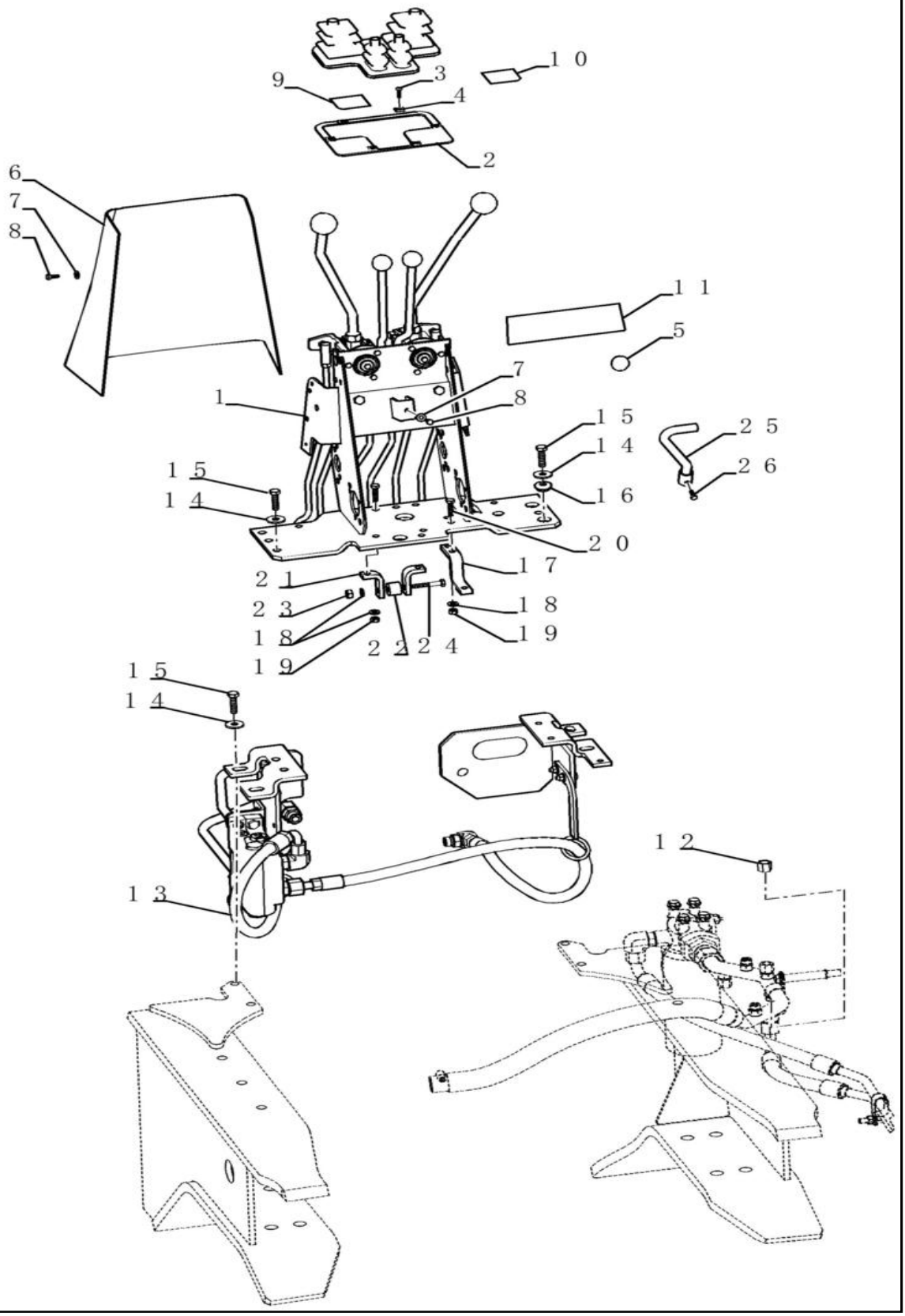

COMANDO - RETROESCAVADEIRA, 2 ALAVANCAS

REF	FN	PART NUMBER	YR/SN	QTY	DESCRIPTION
27		D149868		1	COBERTURA DE PROTECÇ Used with Ref 2 (Not Shown)

35.726.31	02	p1	1/2017

INSTALAÇÃO DA VÁLVULA - AMORTECEDOR DE OSCILAÇÃO (AMORTECIMENTO)

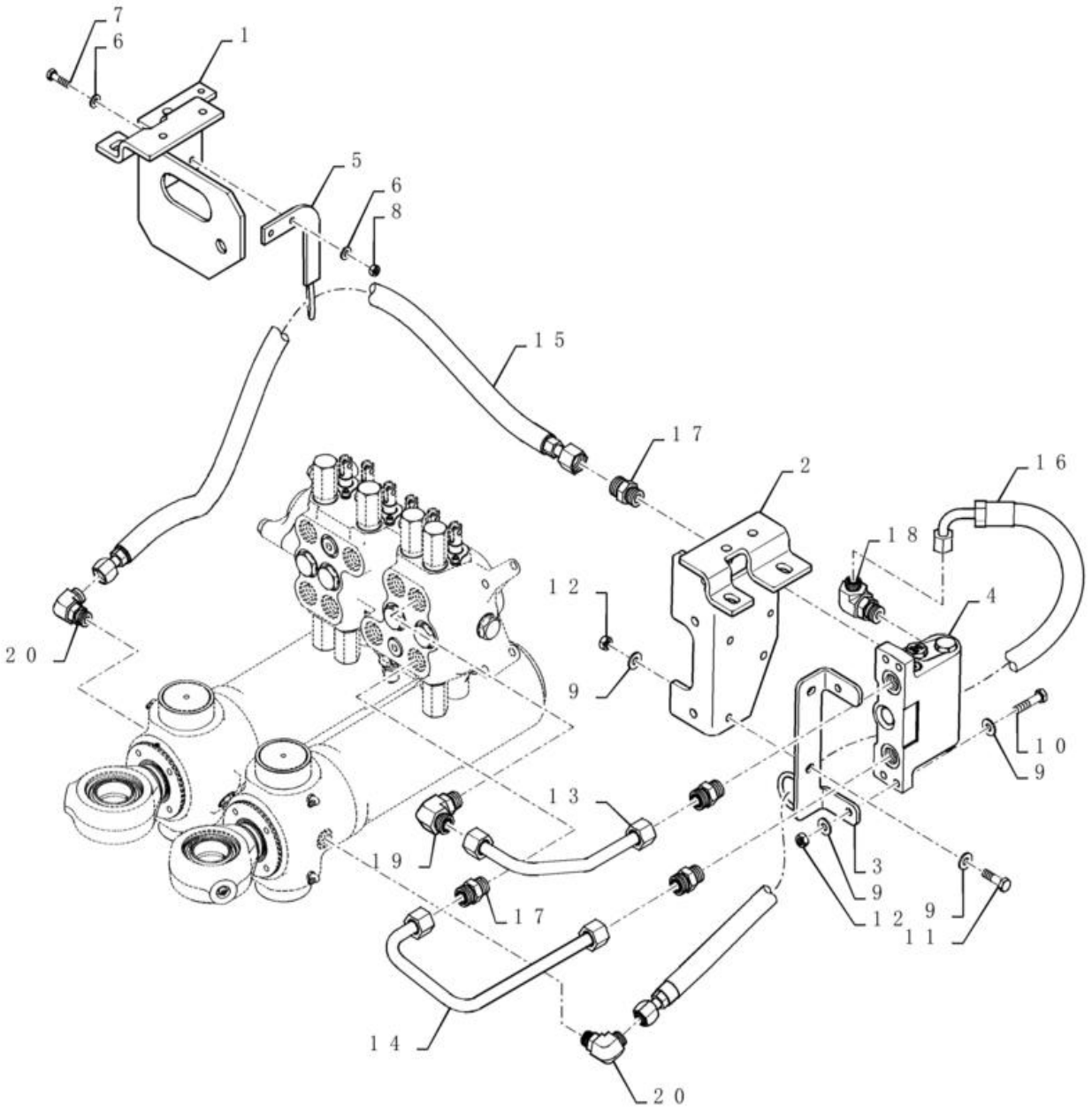

INSTALAÇÃO DA VÁLVULA - AMORTECEDOR DE OSCILAÇÃO (AMORTECIMENTO)

REF	FN	PART NUMBER	YR/SN	QTY	DESCRIPTION
1		84270125		1	SUPORTE Valve Mounting; LH
2		87703557		1	SUPORTE Valve Mounting; RH
3		87648711		1	SUPORTE Valve Mounting
4		87480653		1	VÁLVULA DE DESCARGA Swing Cushion; Dampening
5		87633538		1	SUPORTE Hose Support
6		87655042		4	ANILHA ESPECIAL 8.8mm ID x 17.5mm OD x 2.2mm Thk
7		614-8030		2	PARAFUSO Hex, M8 x 1.25 x 30mm, Cl 8.8, Full Thd
8		829-1408		2	PORCA Hex, M8 x 1.25, Cl 10.9
9		87655046		8	ANILHA ESPECIAL 10.65mm ID x 23mm OD x 2.2mm Thk
10		86980404		2	PARAFUSO Hex, M10 x 1.5 x 45mm, Cl 8.8
11		614-10035		2	PARAFUSO Hex, M10 x 1.5 x 35mm, Cl 8.8, Full Thd
12		829-1410		4	PORCA M10 x 1.5, Cl 10.9
13		84254943		1	TUBAGEM HIDRÁULICO Dampening Valve Top Port
14		84254944		1	TUBAGEM HIDRÁULICO Dampening Valve Bottom Port
15		84285086		1	MANGUEIRA 12.5mm ID x 1100mm L Dampening Valve Lower Port To Swing Cylinder
16		84254941		1	MANGUEIRA HIDRÁULICA 12.5mm ID x 935mm L Dampening Valve Upper Port To Swing Cylinder
17		9621483		4	CONECTOR HID. 1"-14 ORFS x 7/8"-14 ORB
18		85802961		1	COTOVELO 13/16"-16 UN-2A x 7/8"-14 UNF-2A
19		87675522		1	COTOVELO 90 90 Degree 1"-14 x 7/8"-14 Adj ORFS
20		9992307		2	COTOVELO 90 90 Degree, 13/16"-16 x 3/4"-16 Adj, ORFS

35.726.31	03	p1	1/2017

SISTEMA HIDRÁULICO - CILINDRO RETROESCAVADEIRA OSCILAÇÃO / ESTABILIZADOR

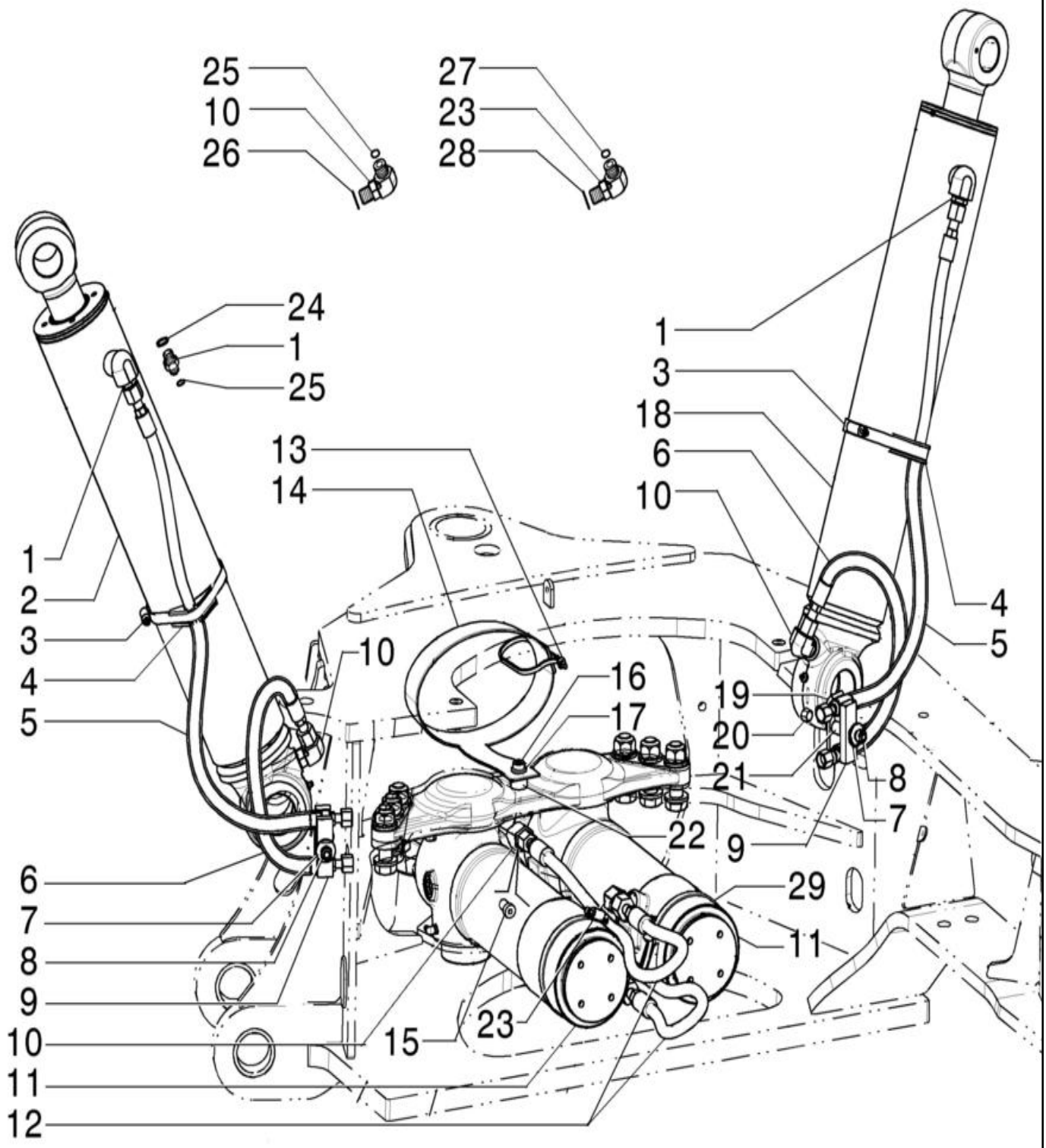

SISTEMA HIDRÁULICO - CILINDRO RETROESCAVADEIRA OSCILAÇÃO / ESTABILIZADOR

REF FN	PART NUMBER	YR/SN	QTY	DESCRIPTION
1	9992305		2	CONECTOR HID. 13/16" - 16 ORFS x 3/4" - 16 ORB
2	84421604		1	CILINDRO HIDRÁULICO Double Acting, 57.2mm Rod, 108mm Bore, 542.9mm Stroke
2	84421604R		1	REVISION CILINDRO HD Reman For New P/N 84421604
2	84421604C		1	CILINDRO HIDRAULICO Return Part Number
3	214-3196		2	BRACADEIRA MANGUEIRA 5-1/4" - 6-1/8", HD Worm
4	D142787		4	ESPAÇADOR
5	84257155		2	MANGUEIRA HIDRÁULICA 9.53mm ID x 813mm L, SAE 100R16
6	84280780		2	MANGUEIRA CONJUNTO 9.53mm ID x 507mm L, SAE 100R16
7	87687101		2	ANILHA 10.65mm ID x 31mm OD x 3.3mm Thk
8	814-10070		2	PARAFUSO Hex, M10 x 1.5 x 70mm, Cl 8.8
9	87420672		2	ESPAÇADOR 25mm W x 80mm L x 12mm Thk
10	9992307		4	COTOVELO 90 90 Degree, 13/16"-16 x 3/4"-16 Adj, ORFS
11	84426789		2	CILINDRO HIDRÁULICO Double Acting, 50.8mm Rod, 95.3mm Bore, 292mm Stroke
12	84318337		2	MANGUEIRA HIDRÁULICA 9.53mm ID x 802mm L, SAE 100R16
13	L18331		1	BRAÇADEIRA DE CABO 375.9mm L, Nylon CABLE STRAP
14	84348263		1	BANDA 571.5mm L x 50.8mm W
15	192971A1		2	ORIFÍCIO 9.52mm OD x 7.14mm ID, 3.18mm x 6 ID, 3.61mm ID
16	84348245		1	PARAFUSO Hex Soc, M10 x 12 x 25mm, Cl 12.9
17	896-11012		1	ANILHA 13.5mm ID x 24mm OD x 3mm Thk
18	84421603		1	CILINDRO HIDRÁULICO Double Acting, 57.2mm Rod, 108mm Bore, 542.9mm Stroke

35.726.31	03	p2	1/2017

SISTEMA HIDRÁULICO - CILINDRO RETROESCAVADEIRA OSCILAÇÃO / ESTABILIZADOR

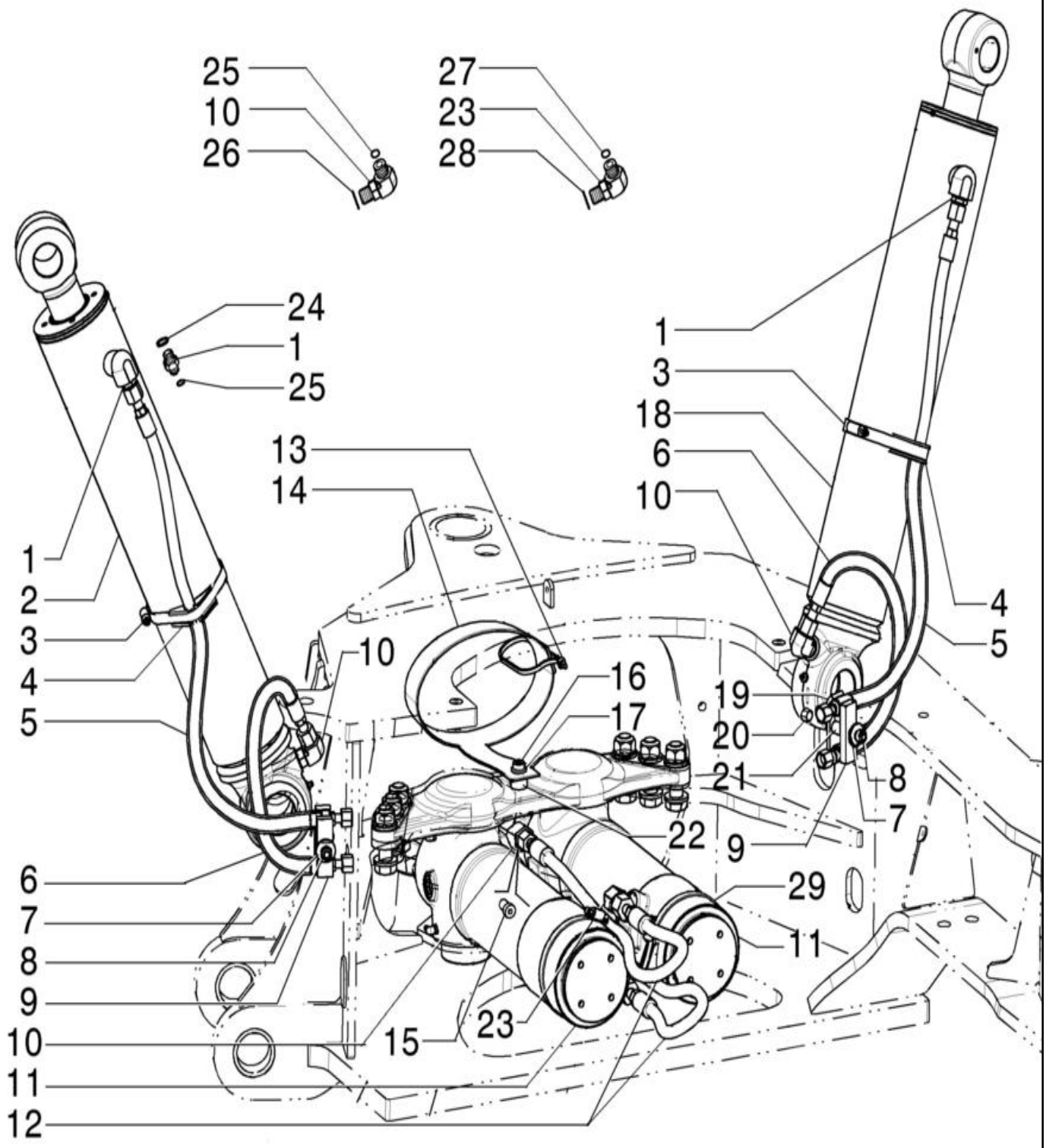

SISTEMA HIDRÁULICO - CILINDRO RETROESCAVADEIRA OSCILAÇÃO / ESTABILIZADOR

REF FN	PART NUMBER	YR/SN	QTY	DESCRIPTION
18	84421603R		1	REVISION CILINDRO HD Reman Cyl
18	84421603C		1	CILINDRO HIDRAULICO Core Return Number
19	87420673		2	BRACADEIRA MANGUEIRA
20	829-1410		2	PORCA M10 x 1.5, Cl 10.9
21	87439665		2	ESPAÇADOR 11.30mm ID x 15.88mm OD x 19.50mm L
22	84348221		1	ESPAÇADOR 12.5mm ID x 26mm OD x 16mm L
23	9991973		2	COTOVELO 1-14" ORFS x 1-1/16"-12 ORB
24	80128825		2	O-RING 0.087" Thk x 0.644" ID, -908, Cl 6, 90 Duro
25	9992298		4	O-RING 0.07" Thk x 0.489" ID, -14, Cl 6, 90 Duro
26	237-6008		2	O-RING 0.087" Thk x 0.644" ID, -908, Cl 6, 90 Duro
27	9992069		2	O-RING 0.07" Thk x 0.614" ID, -16, Cl 6, 90 Duro
28	237-6012		2	O-RING 0.116" Thk x 0.924" ID, -912, Cl 6, 90 Duro
29	214-1492		2	BRACADEIRA MANGUEIRA #92, 5.38" - 6.25", Type F Worm

35.726.32	01	p1	1/2017

RETROESCAVADEIRA - SISTEMA HIDRÁULICO - AMORTECEDOR DE OSCILAÇÃO (AMORTECIMENTO)

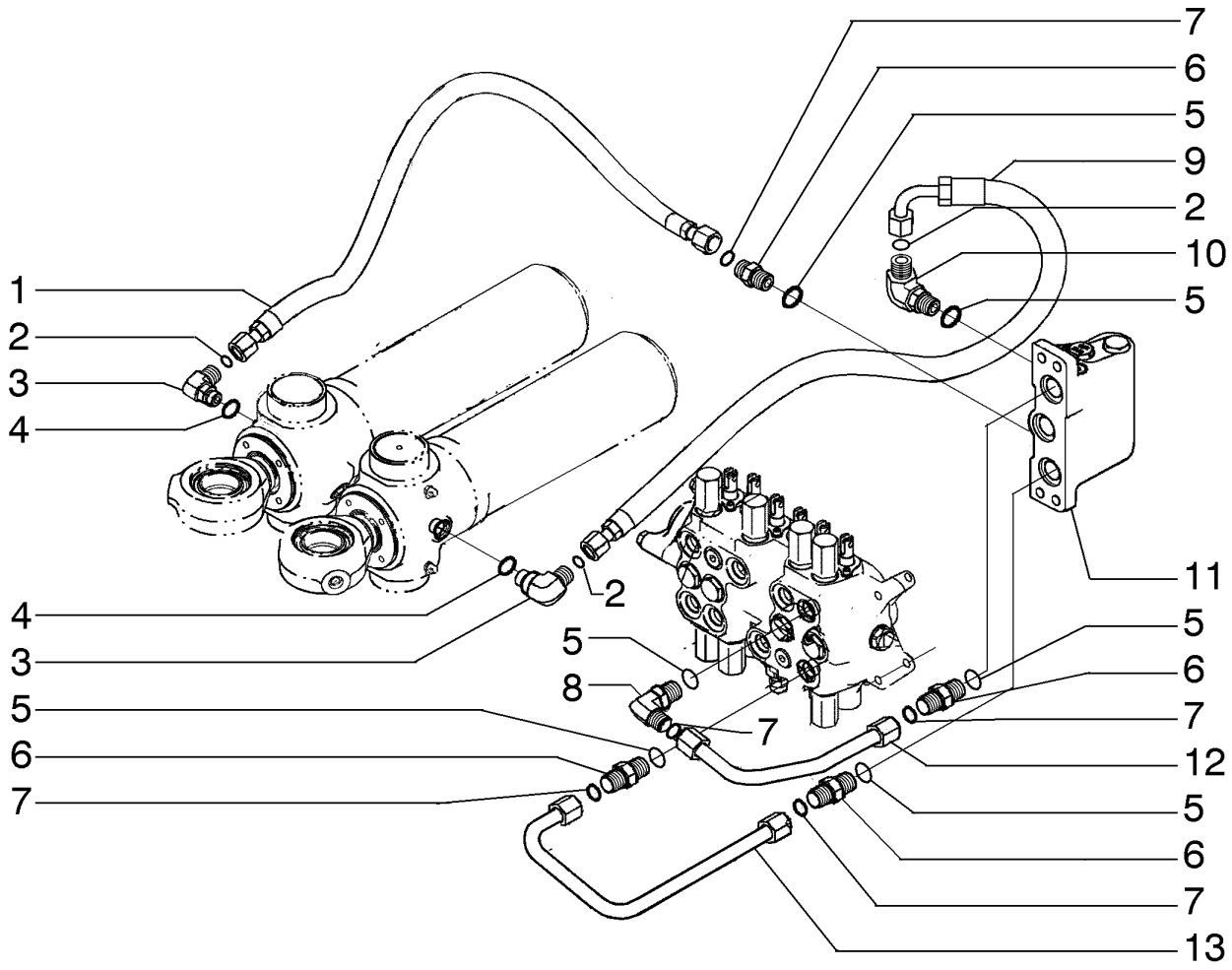

RETROESCAVADEIRA - SISTEMA HIDRÁULICO - AMORTECEDOR DE OSCILAÇÃO (AMORTECIMENTO)

REF FN	PART NUMBER	YR/SN	QTY	DESCRIPTION
1	84285086		1	MANGUEIRA 12.5mm ID x 1100mm L
2	9992298		3	O-RING 0.07" Thk x 0.489" ID, -14, Cl 6, 90 Duro
3	9992307		2	COTOVELO 90 90 Degree, 13/16"-16 x 3/4"-16 Adj, ORFS
4	128825		2	O-RING 0.087" Thk x 0.644" ID, -908, Cl 6, 90 Duro
5	167269		6	O-RING 0.097" Thk x 0.755" ID, -910, Cl 6, 90 Duro
6	9621483		4	CONECTOR HID. 1"-14 ORFS x 7/8"-14 ORB
7	128359		4	O-RING 0.07" Thk x 0.614" ID, -16, Cl 5, 75 Duro
8	87675522		1	COTOVELO 90 90 Degree 1"-14 x 7/8"-14 Adj ORFS
9	84254941		1	MANGUEIRA HIDRÁULICA 12.5mm ID x 935mm L
10	85802961		1	COTOVELO 13/16"-16 UN-2A x 7/8"-14 UNF-2A
11	87480653		1	VÁLVULA DE DESCARGA
12	84254943		1	TUBAGEM HIDRÁULICO
13	84254944		1	TUBAGEM HIDRÁULICO

35.726.32	02	p1	1/2017

VÁLVULA - AMORTECIMENTO DA OSCILAÇÃO

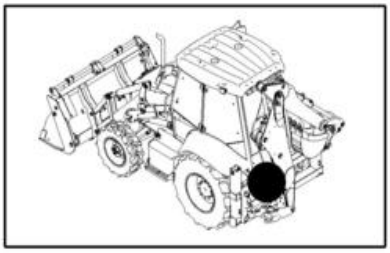

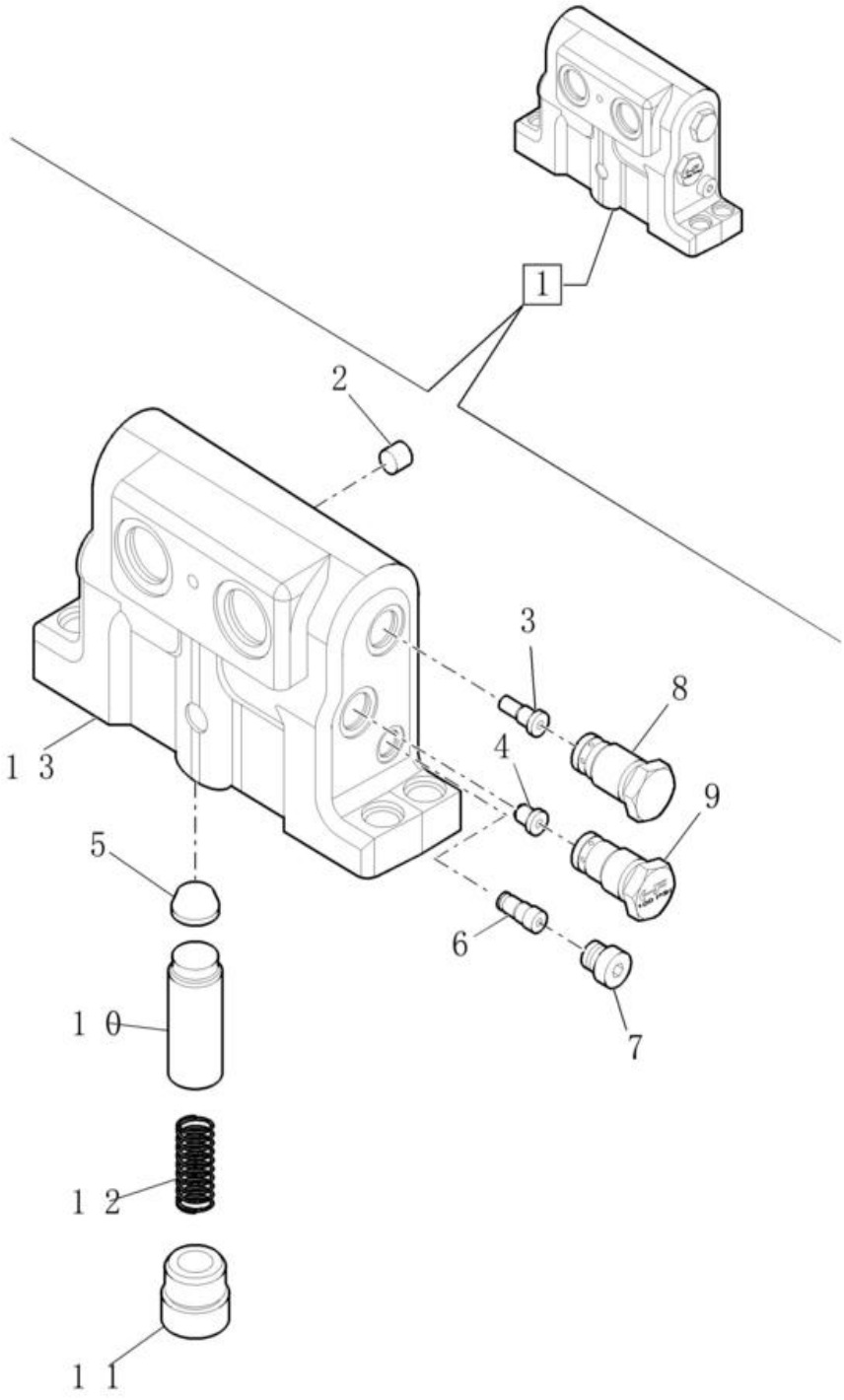

VÁLVULA - AMORTECIMENTO DA OSCILAÇÃO

REF FN	PART NUMBER	YR/SN	QTY	DESCRIPTION
1	87480653		1	VÁLVULA DE DESCARGA ASSY
2	369372A1		1	TAMPÃO 6.5mm OD x 5mm L
3	400296A2		1	VALVE, CHECK
4	400657A1		1	TAMPÃO 1.85mm Hole
5	1976955C1		1	FILTRO TELA
6	388712A2		1	VÁLVULA
7	218-5209		1	TAMPÃO Hex, 9/16"-18 ORB
8	87753055		1	VÁLVULA DE RETENÇÃO
9	396422A2		1	VALVE, CHECK
10	87449374		1	CARRETO
11	409025A1		1	TAMPÃO Hex, 3/4" - 16 ORB
12	388881A1		1	MOLA HELICOIDAL Compression, 12.20mm OD x 59.21mm L
13	87416976		1	CORPO DA VÁLVULA

580N-RETRO-CARREGADORA (BRASIL)

35.726.33	01	p1	1/2017

RETROESCAVADEIRA - SISTEMA HIDRÁULICO - OSCILAÇÃO

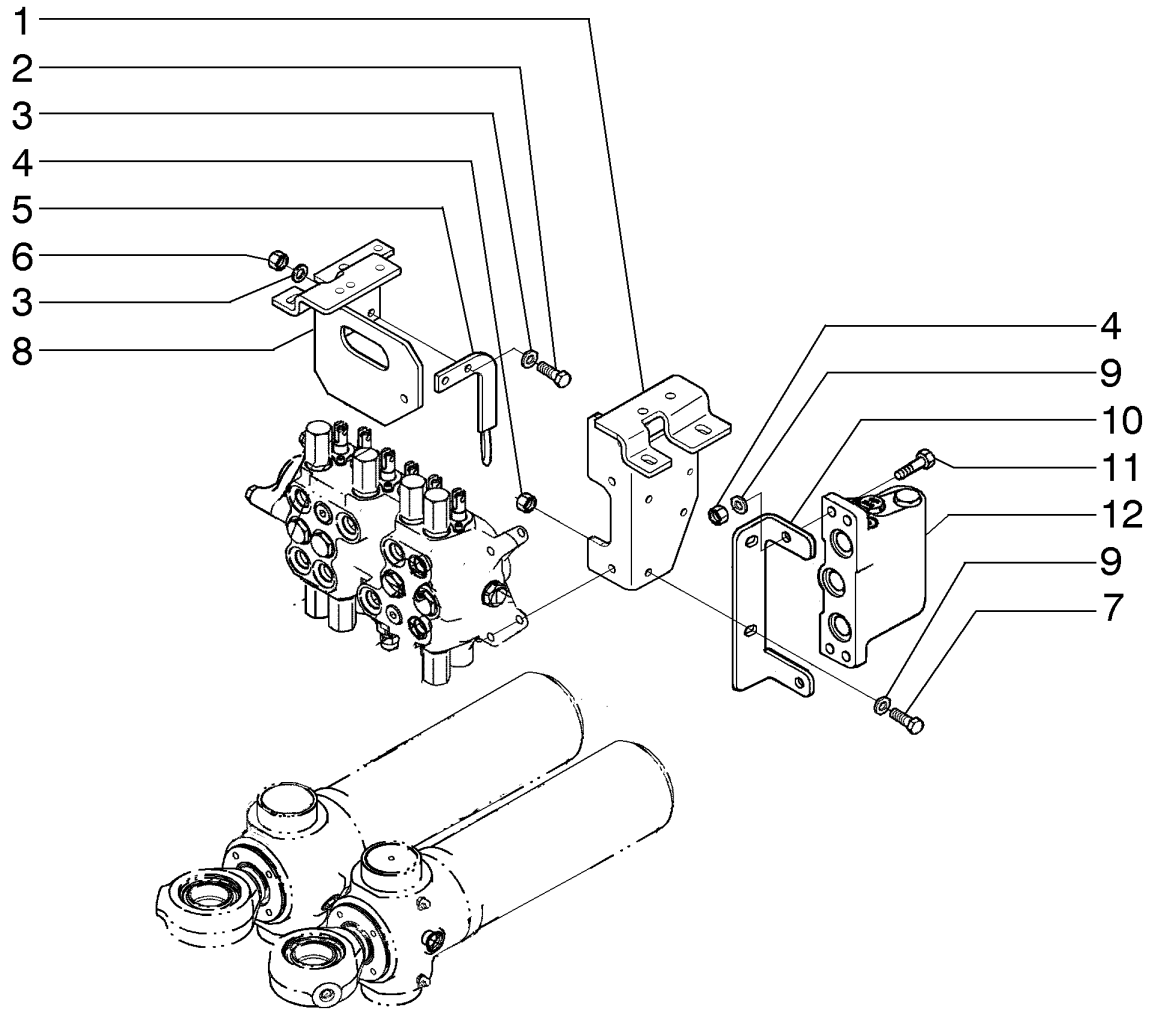

RETROESCAVADEIRA - SISTEMA HIDRÁULICO - OSCILAÇÃO

REF FN	PART NUMBER	YR/SN	QTY	DESCRIPTION
1	87703557		1	SUPORTE
2	614-8030		2	PARAFUSO Hex, M8 x 1.25 x 30mm, Cl 8.8, Full Thd
3	87655042		4	ANILHA ESPECIAL 8.8mm ID x 17.5mm OD x 2.2mm Thk
4	829-1410		4	PORCA M10 x 1.5, Cl 10.9
5	87633538		1	SUPORTE
6	829-1408		2	PORCA Hex, M8 x 1.25, Cl 10.9
7	614-10035		2	PARAFUSO Hex, M10 x 1.5 x 35mm, Cl 8.8, Full Thd
8	84270125		1	SUPORTE
9	87655046		8	ANILHA ESPECIAL 10.65mm ID x 23mm OD x 2.2mm Thk
10	87648711		1	SUPORTE
11	86980404		2	PARAFUSO Hex, M10 x 1.5 x 45mm, Cl 8.8
12	87480653		1	VÁLVULA DE DESCARGA

35.726.34	01	p1	1/2017

COMANDO - RETROESCAVADEIRA, BRAÇO STD DA OSCILAÇÃO

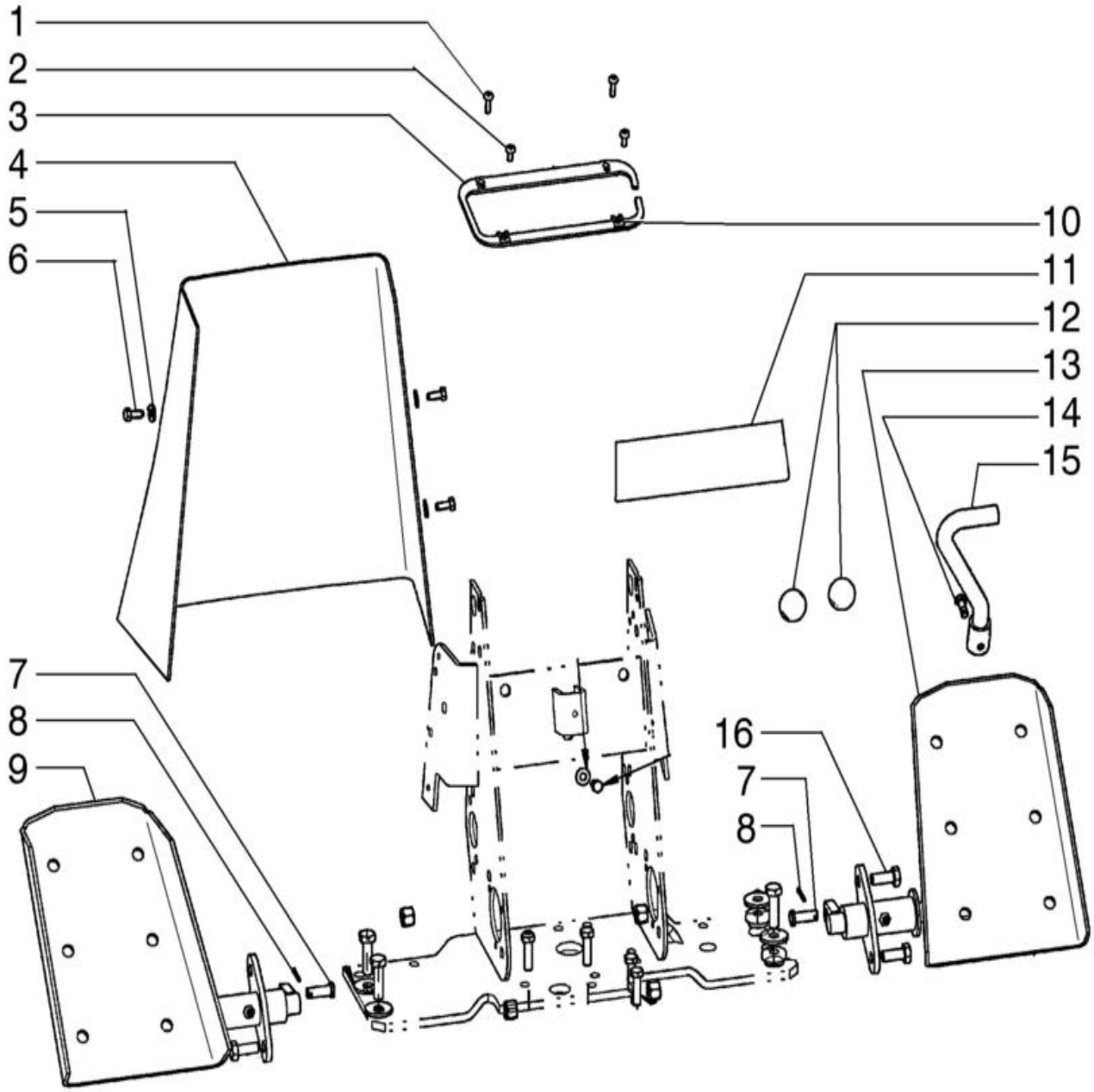

COMANDO - RETROESCAVADEIRA, BRAÇO STD DA OSCILAÇÃO

REF FN	PART NUMBER	YR/SN	QTY	DESCRIPTION
1	87310126		2	PARAFUSO Phillips Drive, Pan HD, #10 - 24 x 3/4", SST
2	87310124		2	PARAFUSO Phillips Drive, Pan HD, #10 - 24 x 1/2", SST
3	136822A1		1	RETENTOR
4	390759A1		1	COBERTURA 2 Alavancas, Até chassi
4	47946578		1	COBERTURA 2 Alavancas, A partir do chassi
5	87310139		5	ANILHA 7.14mm ID x 15.88mm OD x 1.65mm Thk
6	87310156		5	PARAFUSO M6.3 x 1.8 x 16mm, Stainless
7	D149288		2	PERNO 8.33mm OD x 30.66mm L
8	432-612		2	PINO ELÁSTICO 3/32" x 3/4"
9	136271A2		1	PEDAL
10	131-861		4	PORCA-MOLA Tinn, U, #10-24
11	D149829		1	DECAL
12	353-411		2	TAMPÃO Dome, 1.000" hole, Nylon
13	136270A2		1	PEDAL
14	87041331		1	PARAFUSO Hex, M6 x 16mm, Cl 8.8
15	87444149		1	HASTE
16	614-10025		4	PARAFUSO Hex, M10 x 1.5 x 25mm, Cl 8.8

35.726.35	01	p1	1/2017

COMANDO - RETROESCAVADEIRA, INTERRUPTOR DE PÉ PARA AUXILIARES

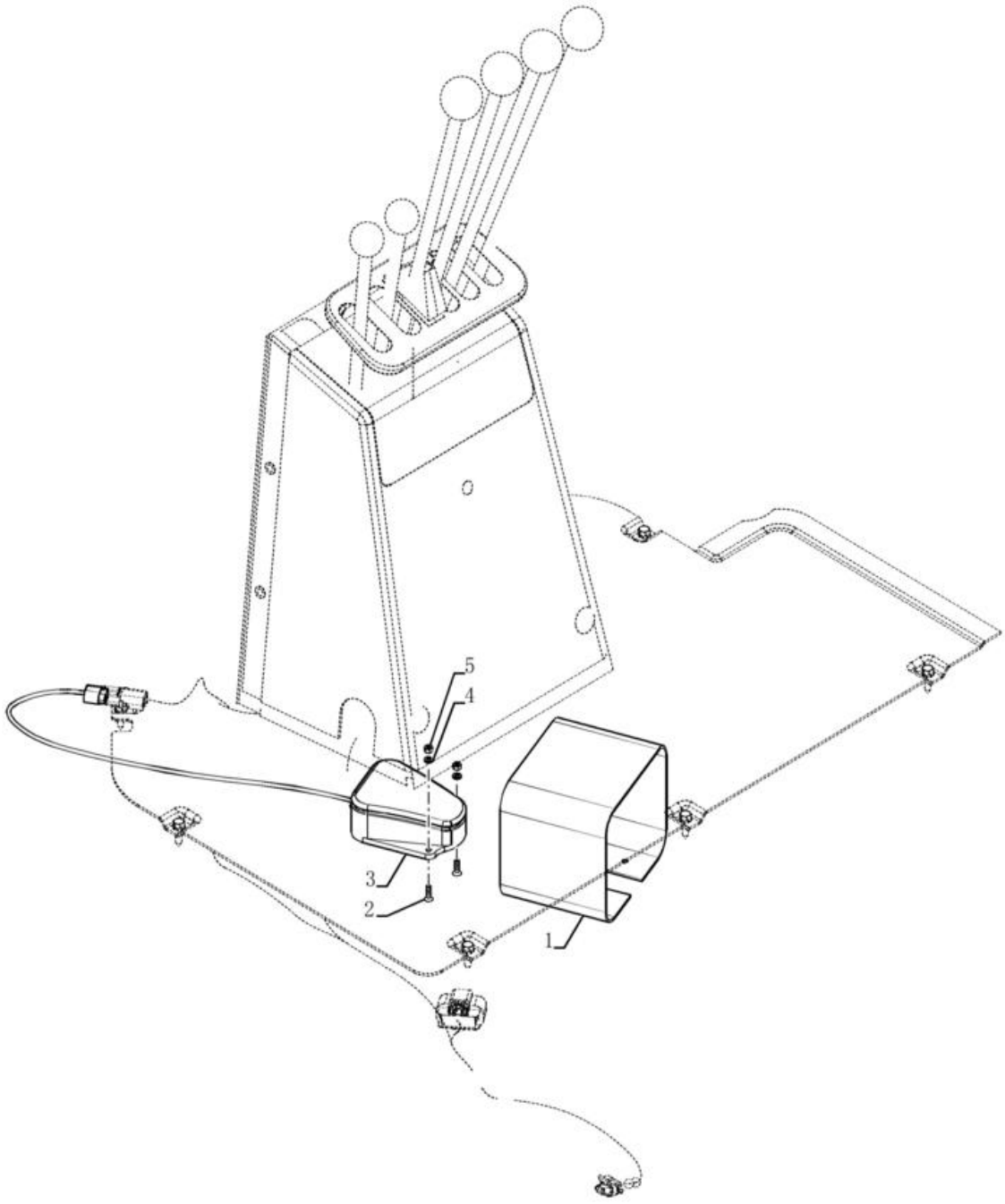

COMANDO - RETROESCAVADEIRA, INTERRUPTOR DE PÉ PARA AUXILIARES

REF FN	PART NUMBER	YR/SN	QTY	DESCRIPTION
1	300030A1		1	COBERTURA
2	843-1516		2	PARAFUSO Flat , M5 x 16mm, Cl 4.8
3	137219A1		1	INTERRUPTOR
4	892-11005		2	ANILHA DE RETENÇÃO M5
5	824-1405		2	PORCA M5, Cl 5

35.726.36	01	p1	1/2017

CONTROL - BACKHOE, WITH FOOT SWING (WITHOUT EXTENDABLE DIPPER)

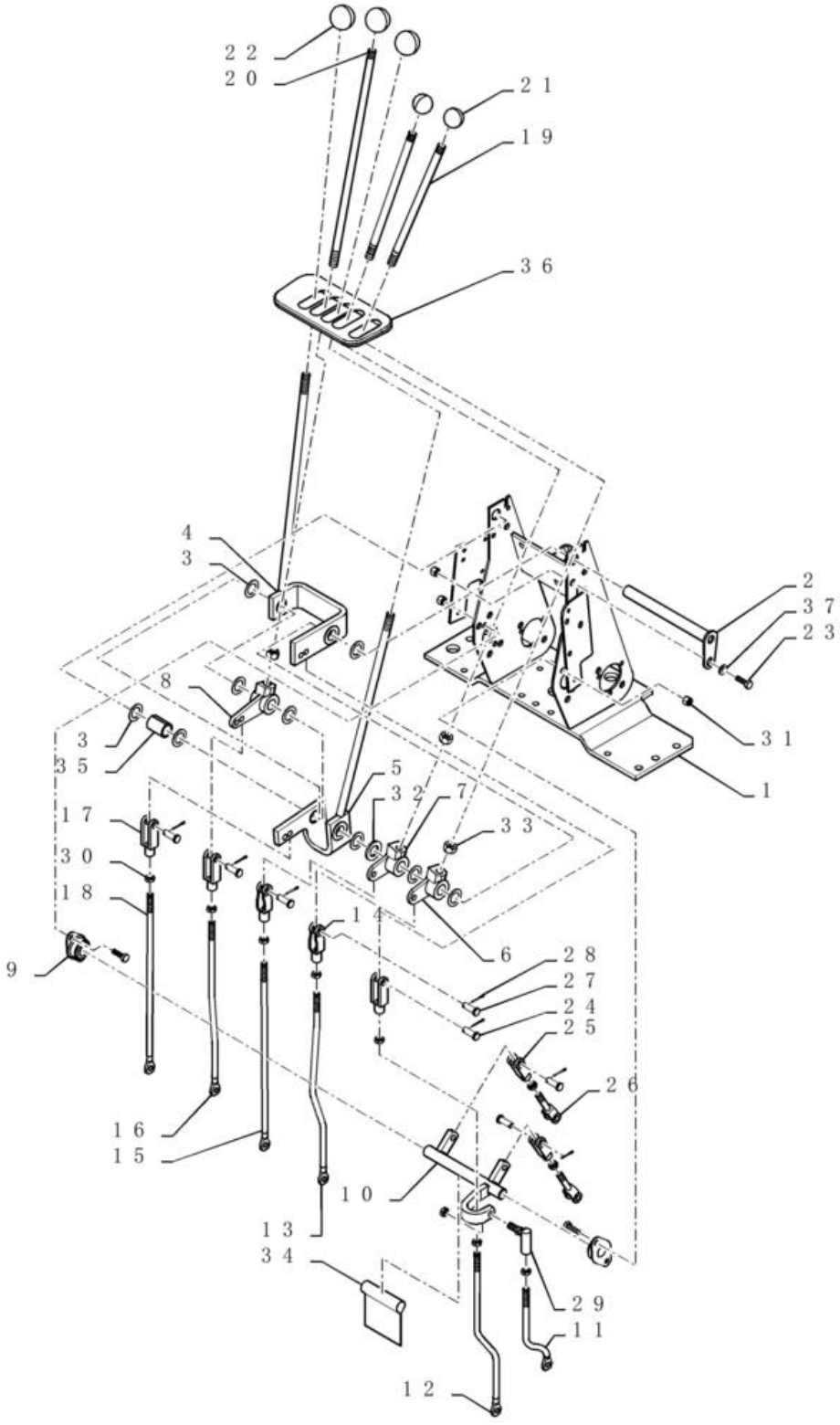

CONTROL - BACKHOE, WITH FOOT SWING (WITHOUT EXTENDABLE DIPPER)

REF FN	PART NUMBER	YR/SN	QTY	DESCRIPTION
1	87418516		1	SUPORTE
2	87401203		1	VEIO 198mm L
3	A30881		10	ANILHA DE VEDAÇÃO 19.45mm ID x 31.35mm OD
4	136267A1		1	LEVER
5	136269A1		1	LEVER
6	D150434		1	ALAVANCA Bellcrank Extendahoe
7	D150435		1	ALAVANCA Bellcrank Extendahoe
8	D150397		1	ALAVANCA Bellcrank Extendahoe
9	D139039		2	CHUMACEIRA 19mm ID
10	D148994		1	VEIO 182.10mm L
11	87422239		1	HASTE ROSCADA 9.53mm D x 151mm L Swing
12	87422241		1	HASTE ROSCADA 9.53mm D x 363mm L Boom
13	87422243		1	HASTE ROSCADA 9.53mm D x 368mm L LH Stabilizer
14	D150493		2	EXTREMIDADE
15	87422245		1	HASTE ROSCADA 9.53mm D x 368mm L RH Stabilizer
16	87422247		1	HASTE ROSCADA 9.53mm D x 352mm L Dipper
17	213-126		3	FORQUILHA AJUSTÁVEL 3/8"-24 x 2 1/2"
18	87422249		1	HASTE ROSCADA 9.53mm D x 368mm L Bucket
19	136261A1		2	HASTE ROSCADA 1/2"-20 UNF x 260mm L
20	136263A1		1	HASTE 12.7mm OD x 407mm L
21	D59912		2	BOTÃO
22	L54563		3	BOTÃO
23	614-8025		5	PARAFUSO Hex, M8 x 1.25 x 25mm, Cl 8.8, Full Thd
24	D149288		5	PERNO 8.33mm OD x 30.66mm L
25	D149262		2	FORQUILHA 3/8-24"
26	D150503		2	EXTREMIDADE
27	427-6088		2	PINO DE FORQUILHA 3/8" x 3/4"
28	432-612		7	PINO ELÁSTICO 3/32" x 3/4"
29	D149295		1	RÓTULA 3/8"
30	425-156		9	CONTRAPORCA Jam, 3/8"-24, G5
31	832-10408		5	PORCA M8 x 1.25, Cl 8.8

35.726.36	01	p2	1/2017

CONTROL - BACKHOE, WITH FOOT SWING (WITHOUT EXTENDABLE DIPPER)

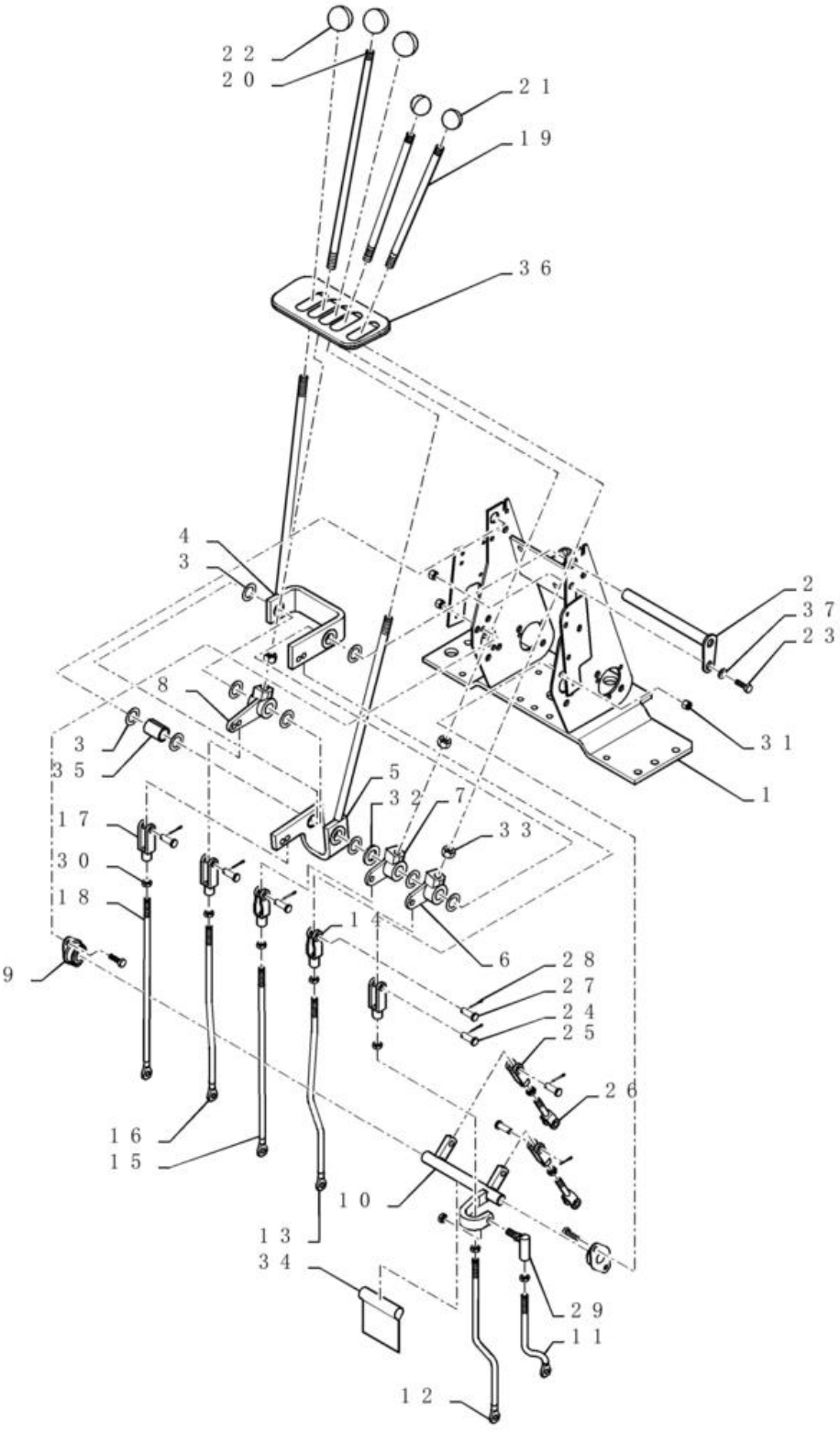

CONTROL - BACKHOE, WITH FOOT SWING (WITHOUT EXTENDABLE DIPPER)

REF	FN	PART NUMBER	YR/SN	QTY	DESCRIPTION
32		D34666		1	ANILHA 33.34mm ID x 63.5mm OD x 2.38mm Thk
33		425-118		3	PORCA 1/2"-20, G5
34		87444776		1	DÍSTICO DE AVISO Warning: Crush Hazard; Foot Swing
35		D150486		1	ESPAÇADOR 19.76mm ID x 25.4mm OD x 35mm L
36		D149866		1	COBERTURA DE PROTECÇ
37		87655042		1	ANILHA ESPECIAL 8.8mm ID x 17.5mm OD x 2.2mm Thk

35.726.36	02	p1	1/2017

COMANDO - RETROSCAVADEIRA, COM OSCILAÇÃO NO PÉ (SEM BRAÇO EXTENSÍVEL DA CONCHA)

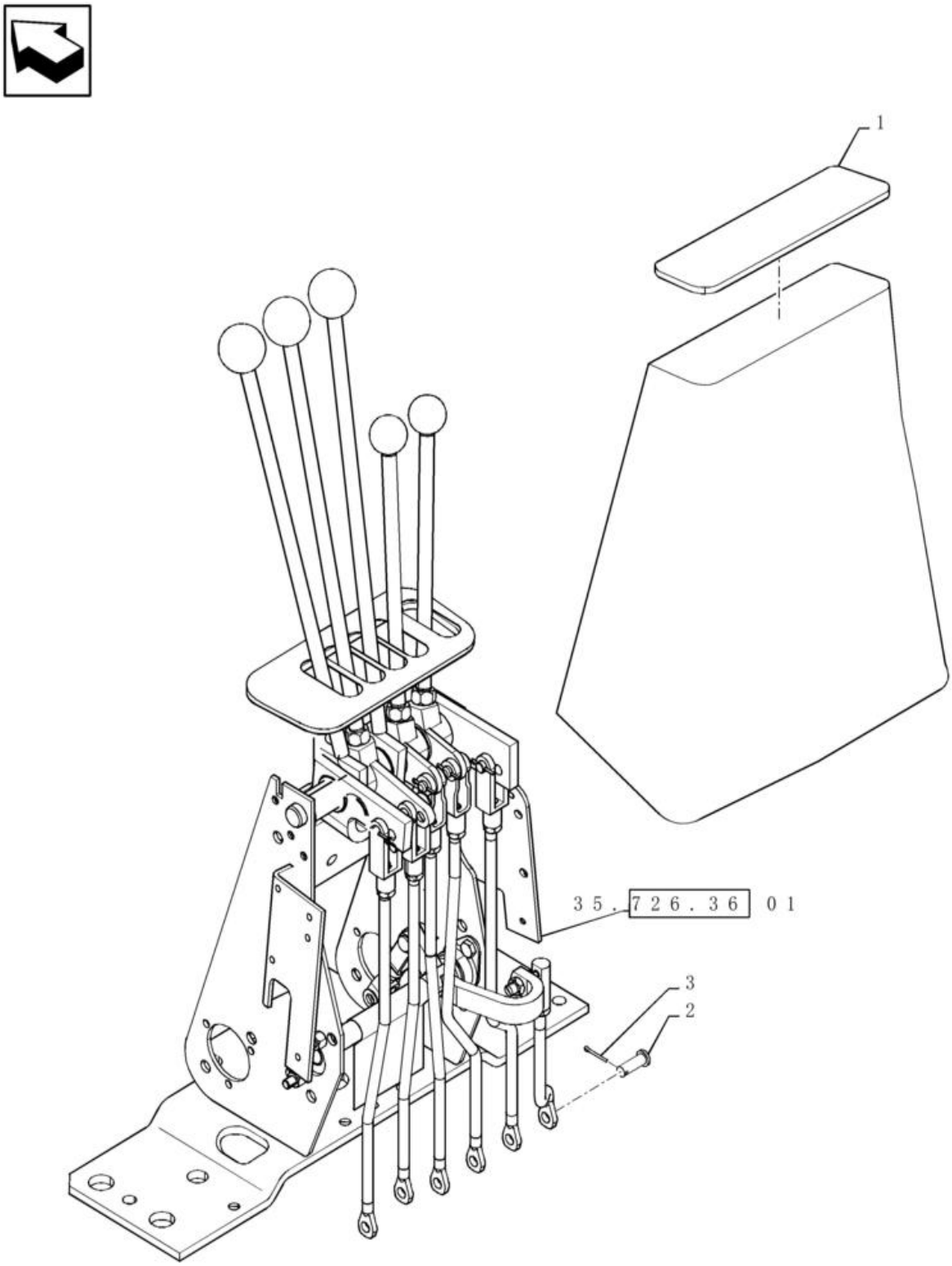

COMANDO - RETROSCAVADEIRA, COM OSCILAÇÃO NO PÉ (SEM BRAÇO EXTENSÍVEL DA CONCHA)

REF	FN	PART NUMBER	YR/SN	QTY	DESCRIPTION
1		D149824		1	DECAL Top Backhoe
2		D149287		6	PERNO 7.9mm OD x 26.72mm L
3		432-612		6	PINO ELÁSTICO 3/32" x 3/4"

35.726.36	03	p1	1/2017

SUPORTE E VEDADORES (TORRE DE CONTROLE)

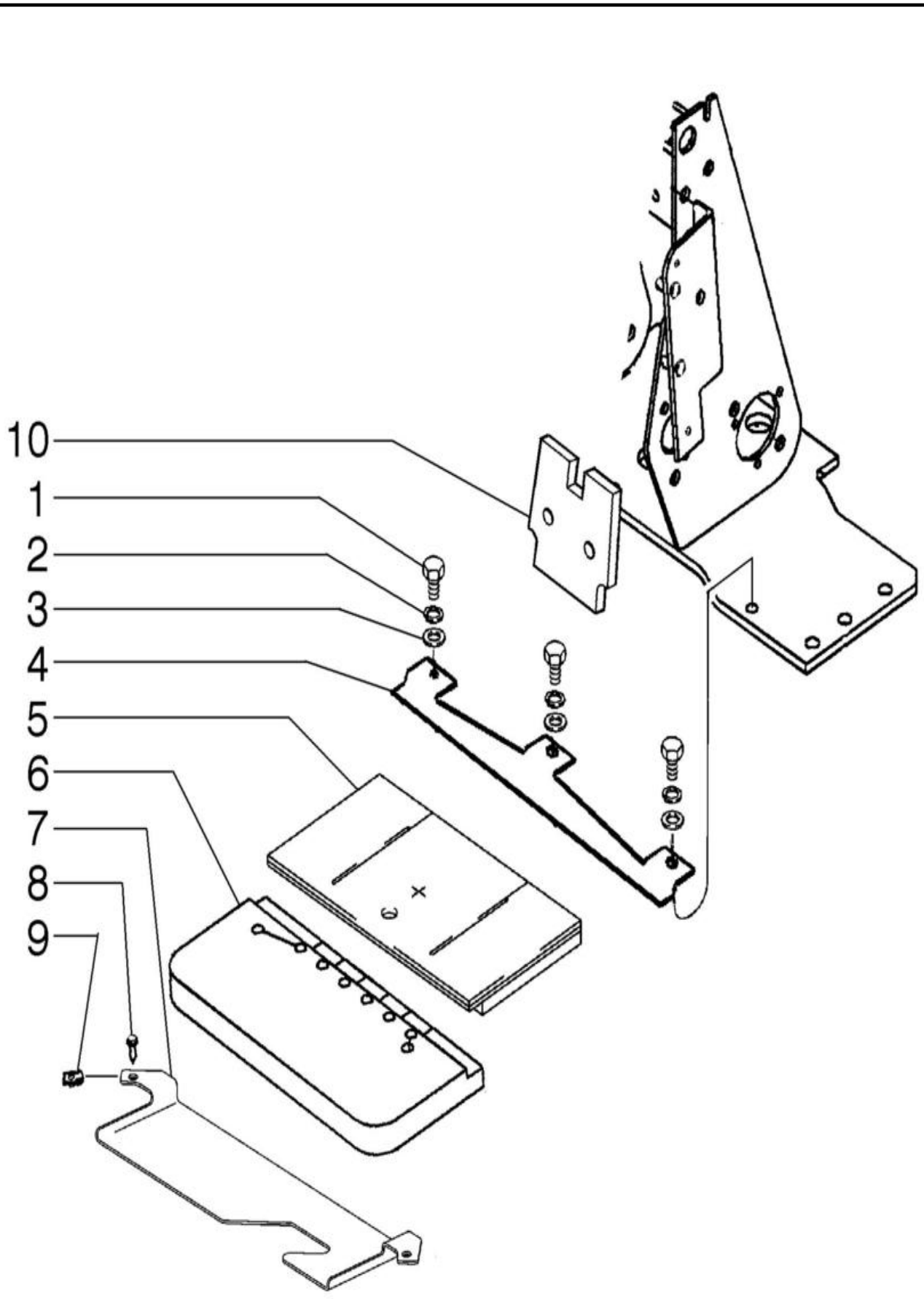

SUPORTE E VEDADORES (TORRE DE CONTROLE)

REF FN	PART NUMBER	YR/SN	QTY	DESCRIPTION
1	614-8020		3	PARAFUSO Hex, M8 x 1.25 x 20mm
2	892-11008		3	ANILHA DE RETENÇÃO 8mm ID
3	895-11008		3	ANILHA 9mm ID x 16mm OD x 1.6mm Thk
4	84399305		1	SUPORTE
5	400069A1		1	ESPUMA
6	87439210		1	ESPUMA
7	397911A1		1	SUPORTE
8	87310096		2	PARAFUSO Hex, M6 x 25, Cl. 8.8, W/ Washer
9	833-40406		2	PORCA M6, U
10	397870A3		1	ISOLAMENTO DE ESPUMA

35.726.37	01	p1	1/2017

COMANDO RETROESCAVADEIRA - VÁLVULA

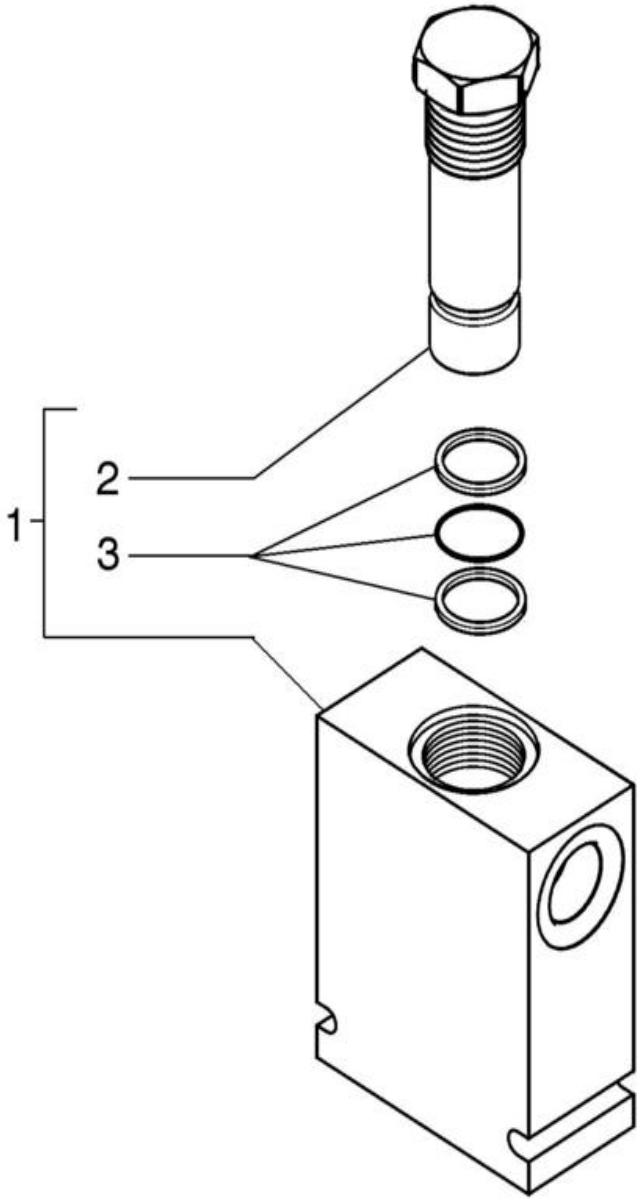

COMANDO RETROESCAVADEIRA - VÁLVULA

REF	FN	PART NUMBER	YR/SN	QTY	DESCRIPTION
1		84422084		1	VÁLVULA DE RETENÇÃO
2		84422094		1	VÁLVULA DE RETENÇÃO
3		84422097		1	KIT DE SERVIÇO

35.726.37	01	p1	1/2017

VÁLVULA - MARTELETE AUXILIAR (COM COMANDOS MECÂNICOS)

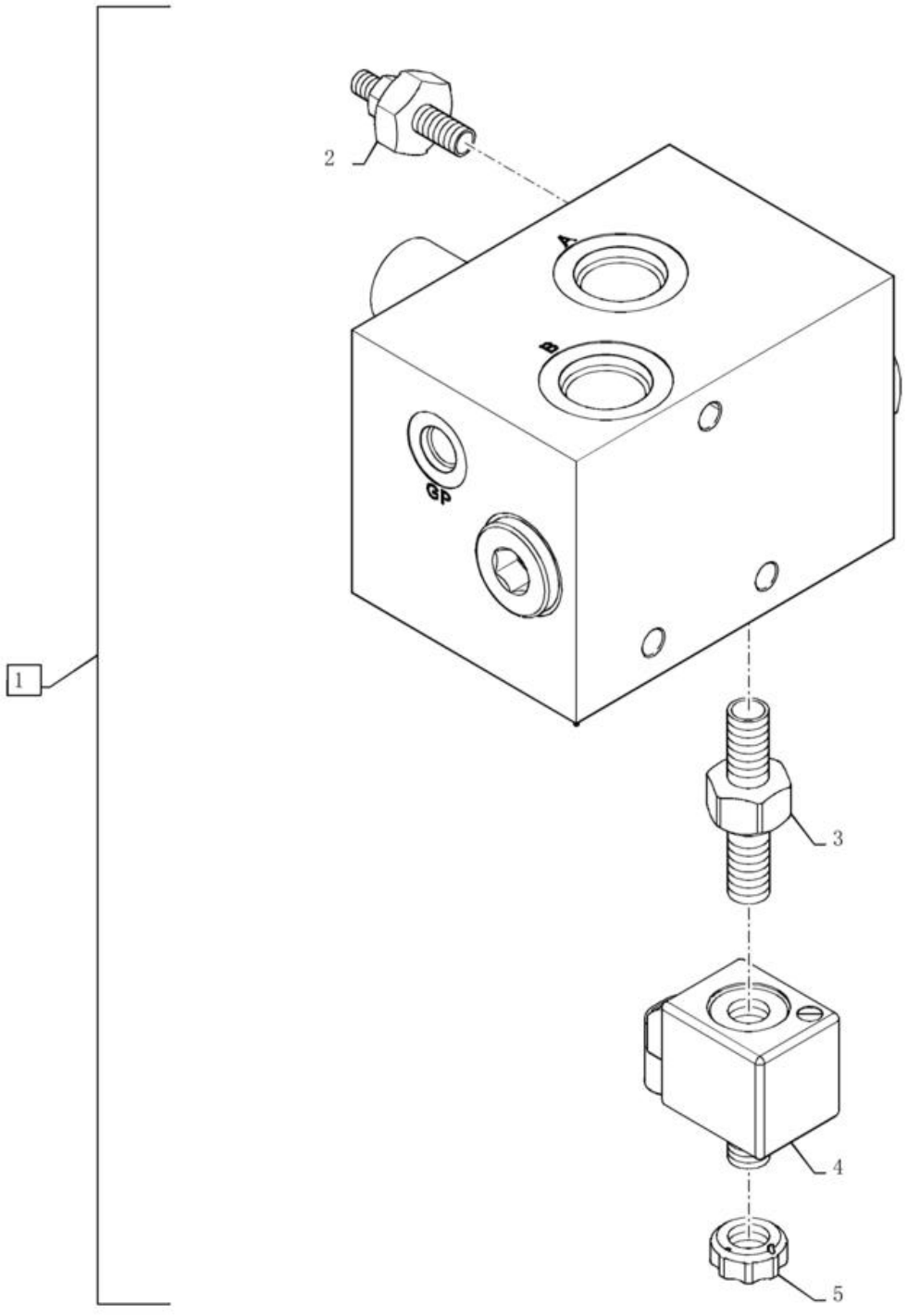

VÁLVULA - MARTELETE AUXILIAR (COM COMANDOS MECÂNICOS)

REF FN	PART NUMBER	YR/SN	QTY	DESCRIPTION
1	84247109		1	VÁLVULA Hammer; Open Center
2	9970178		1	VALVULA DE ALIVIO
3	9970180		1	VÁLVULA DE SOLENÓIDE
4	84478803		1	BOBINA
5	9970384		1	PORCA COM OLHAL

35.726.37	02	p1	1/2017

SISTEMA HIDRÁULICO - CONTROLE MARTELETE

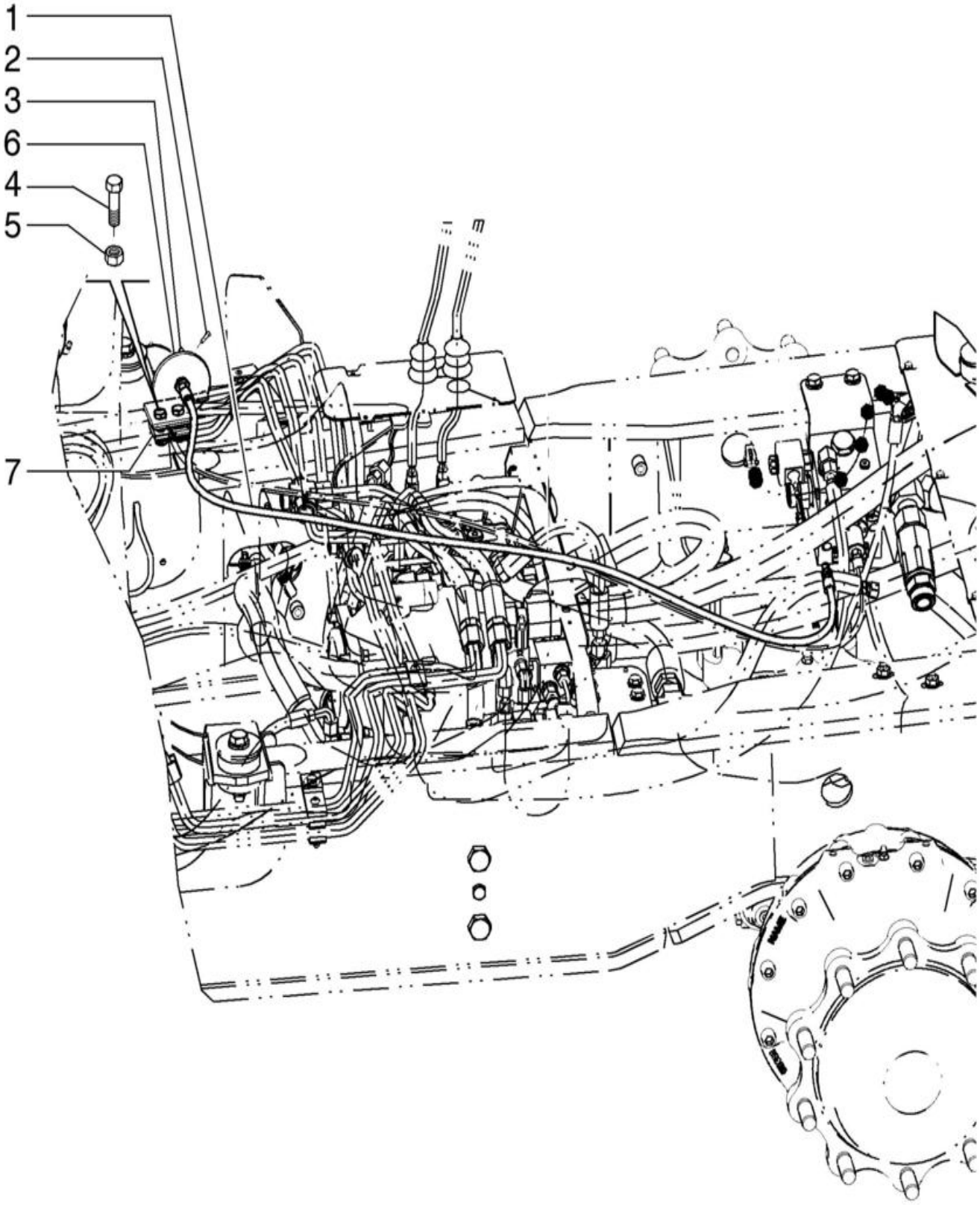

SISTEMA HIDRÁULICO - CONTROLE MARTELETE

REF	FN	PART NUMBER	YR/SN	QTY	DESCRIPTION
1		84377870		1	CABO 1630mm L
2		13804521		1	PARAFUSO DE FIXAÇÃO M8 x 20, Cl 8.8
3		84367646		1	BOTÃO
4		120112		2	PARAFUSO Hex, M10 x 1.5 x 40mm, Cl 8.8, Full Thd
5		412141		2	PORCA M10 x 1.5, Cl 8
6		84391738		1	SUPORTE
7		D138055		2	BRAÇADEIRA

35.726.38	01	p1	1/2017

SISTEMA HIDRÁULICO - MARTELETE

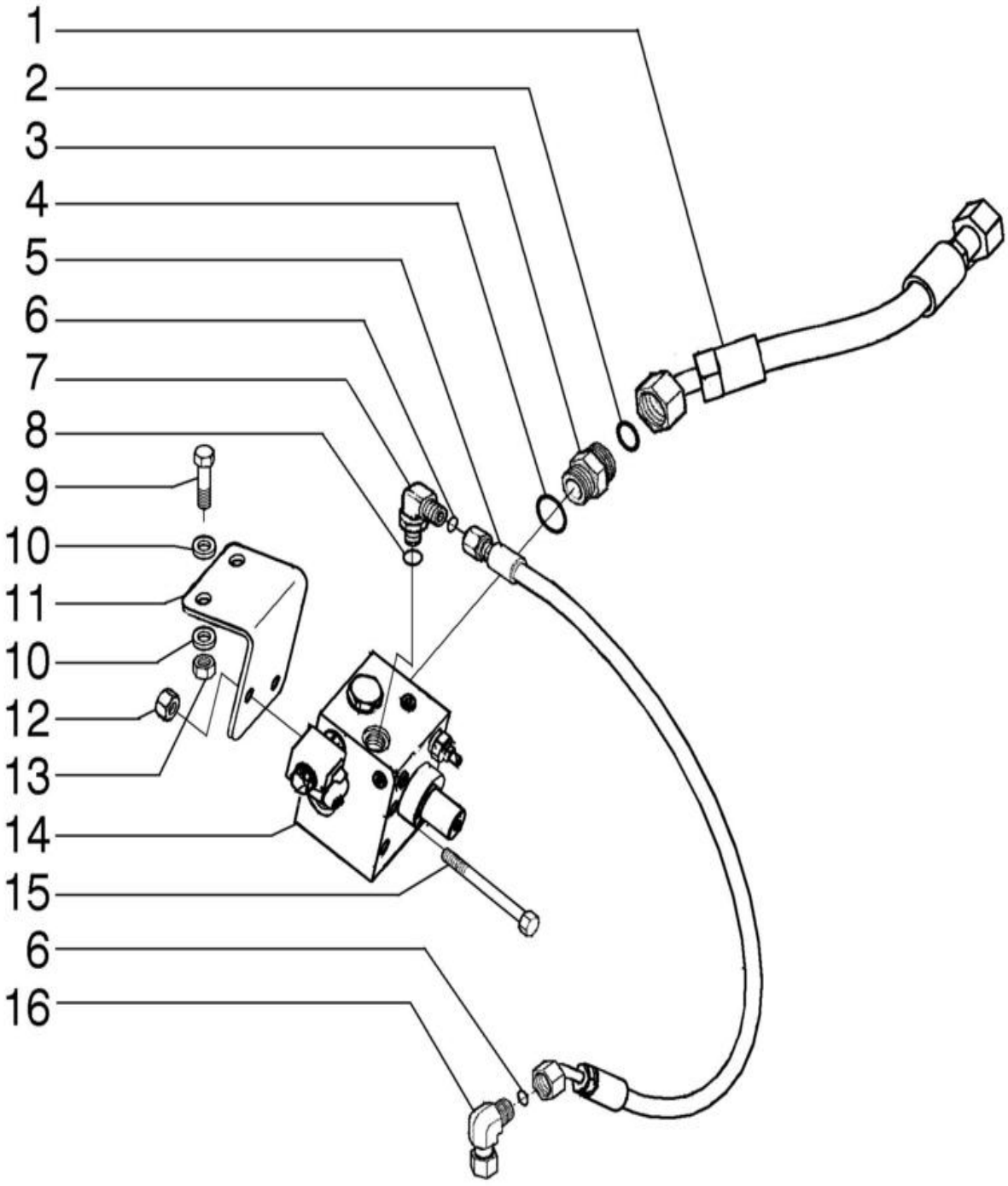

SISTEMA HIDRÁULICO - MARTELETE

REF FN	PART NUMBER	YR/SN	QTY	DESCRIPTION
1	84283270		1	MANGUEIRA CONJUNTO 19mm ID x 415mm L
2	167266		2	O-RING 0.116" Thk x 0.924" ID, -912, Cl 6, 90 Duro
3	87303844		2	CONECTOR HID. 1-7/16" - 12 ORFS x 1-1/16" - 12 ORB
4	9824050		2	O-RING 0.07" Thk x 0.926" ID, -21, Cl 6, 90 Duro
5	84514723		1	MANGUEIRA CONJUNTO 10mm ID x 1035mm L
6	9993141		2	O-RING 0.07" Thk x 0.364" ID, -12, Cl 6, 90 Duro
7	9840543		1	COTOVELO 90 90 Degree, 11/16"-16 x 9/16"-18 Adj, ORFS
8	9617873		1	O-RING 0.078" Thk x 0.468" ID, -906, Cl 6, 90 Duro
9	9706702		2	PARAFUSO Hex, M12 x 1.75 x 50mm, Cl 8.8
10	87655043		4	ANILHA M12, 13.65mm ID x 24.90mm OD x 3.20mm, HT Boron, ZNM
11	84257782		1	SUPORTE
12	43362		2	PORCA M8 x 1.25, Cl 10
13	337475		2	PORCA M12, Cl 10
14	84247109		1	VÁLVULA
15	1960667		2	PARAFUSO ALLENA FLAN M8 x 90mm, Cl 8.8
16	84989392		1	COTOVELO 90 Degree, 11/16"-16 ORFS x 11/16"-16 Fem Sw

35.730.02	01	p1	1/2017

CILINDRO - BRAÇO RETROESCAVADEIRA

CILINDRO - BRAÇO RETROESCAVADEIRA

REF	FN	PART NUMBER	YR/SN	QTY	DESCRIPTION
1		47458137		1	CILINDRO HIDRÁULICO 57.2mm Rod, 108mm Bore, 628.5mm Stroke Assy, Incl 2 - 19
2		219-1		2	COPO DE LUBRIFICAÇÃO 1/8" - 27 NPTF
3		84594312		1	HASTE 57.2mm OD x 851.27mm L Assy, Incl 18, 19
4		84297603		1	HASTE PISTÃO
5		G110530		1	ANEL 108mm OD, Ext
6		233104A1		1	ANEL 103.36mm ID, Ext
7		87715786		1	VEDANTE 108mm OD
8		86982443		1	PARAFUSO ESPECIAL 1" 3/8 x 3.50 L
9		353-780		2	TAMPÃO Sltd Hd, 7/8"-14, w/O-Ring
10		84290399		1	CORPO DE CILINDRO 107.8mm Bore Dia
11		87615483		1	VEDANTE 100.05mm ID x 108.33mm OD x 4.85mm Thk
12		84238804		1	JUNTA
13		G109395		1	PARAFUSO Hex, #8 - 32 x 3/8"
14		1346476C1		1	ANEL 57.15mm ID, Int
15		1542877C1		1	KIT DE VEDANTE 57.2mm Rod
16		D95145		1	JUNTA EASPADORRO 54.79mm ID x 70.09mm OD x 7.91mm W
17		84259221		1	KIT DE VEDANTE 57.2mm Rod x 108.0mm Bore
18		1346101C1		2	ANEL 60.19mm ID x 70mm OD x 39mm L
19		NSS		1	NO SE VENDE SEPARADO Rod, Incl in 3

35.730.03	01	p1	1/2017

CILINDRO - BOOM DA RETROESCAVADEIRA

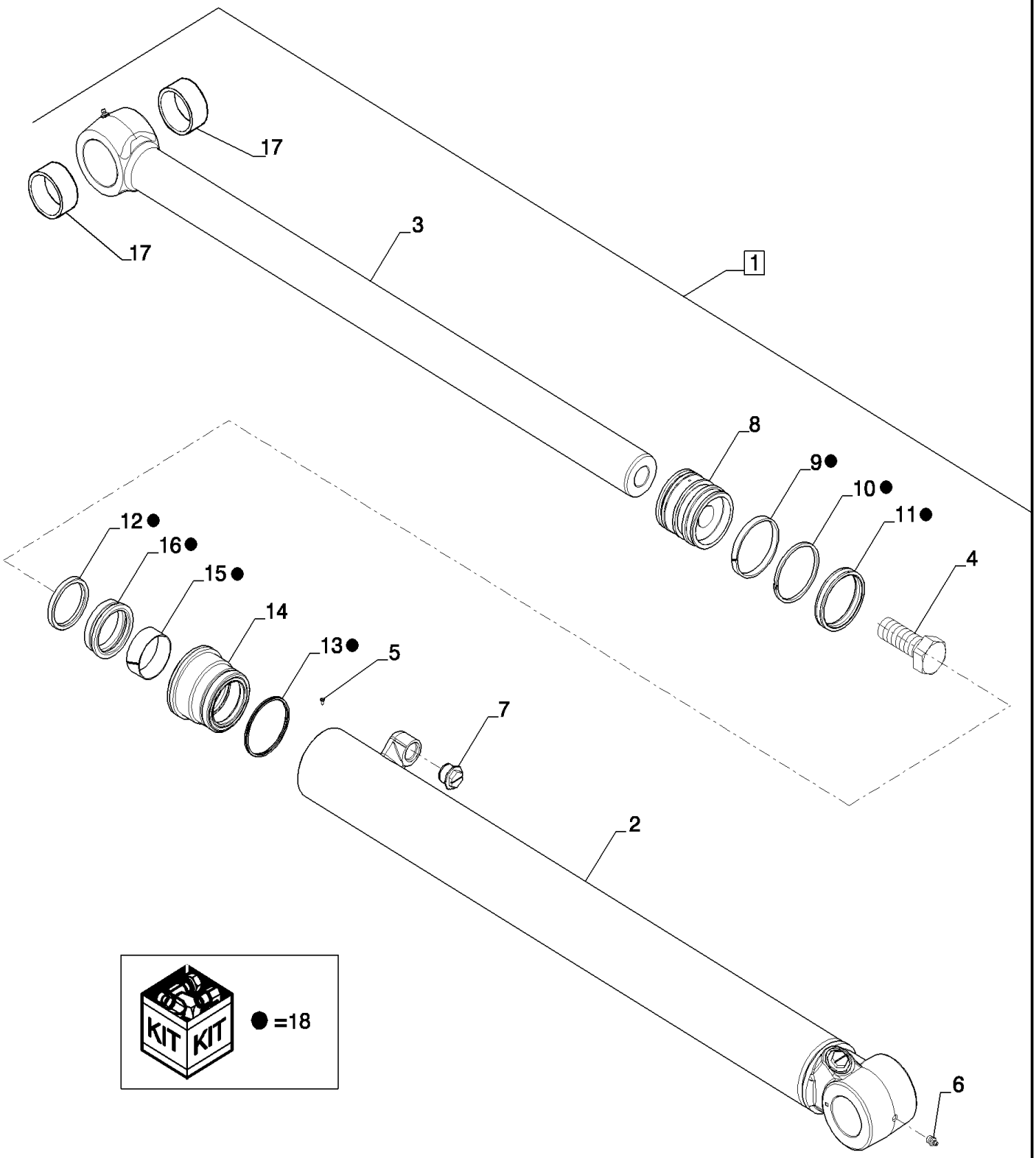

CILINDRO - BOOM DA RETROESCAVADEIRA

REF	FN	PART NUMBER	YR/SN	QTY	DESCRIPTION
1		84551146		1	CILINDRO HIDRÁULICO Double Acting, 57.2mm Rod, 114.3mm Bore, 971.55mm Stroke
2		84401820		1	CORPO DE CILINDRO
3		84321897		1	HASTE 57.2mm OD x 1251.2mm L
4		86982443		1	PARAFUSO ESPECIAL 1" 3/8 x 3.50 L
5		G109395		1	PARAFUSO Hex, #8 - 32 x 3/8"
6		219-1		2	COPO DE LUBRIFICAÇÃO 1/8" - 27 NPTF
7		353-780		2	TAMPÃO Sltd Hd, 7/8"-14, w/O-Ring
8		84238796		1	HASTE PISTÃO 113.64mm Bore, 57.52mm Rod, 96.5mm W
9		G101996		1	ANEL DE DESGASTE 4.5" OD x 0.75" Thk
10		182116A1		1	ANEL Locking, 108.64mm ID x 118.3mm OD x 6.33mm Thk
11		87715787		1	VEDANTE 114.3mm OD
12		D95145		1	JUNTA EASPADORRO 54.79mm ID x 70.09mm OD x 7.91mm W
13		87615484		1	VEDANTE 108.43mm ID x 113.93mm OD x 5.41mm Thk
14		84238794		1	JUNTA
15		1346476C1		1	ANEL 57.15mm ID, Int
16		1542877C1		1	KIT DE VEDANTE 57.2mm Rod Rod and Buffer
17		123407A1		2	CASQUILHO 60.19mm ID x 70mm OD x 28mm L
18		84259218		1	KIT DE VEDANTE 57.2mm Rod x 114.3mm Bore

35.730.04	01	p1	1/2017

RETROESCAVADEIRA - TORRE OSCILANTE E CILINDROS DA OSCILAÇÃO

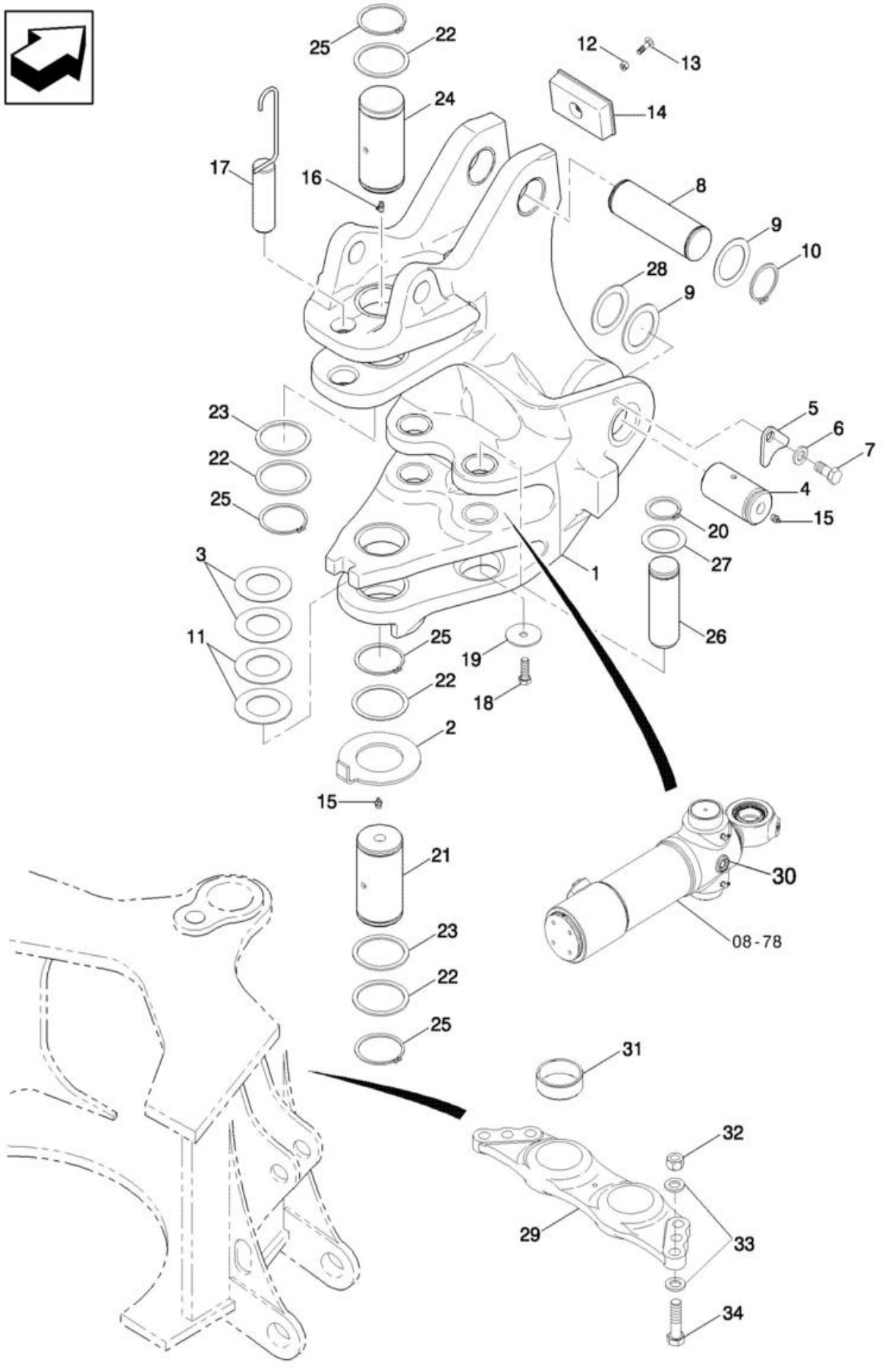

RETROESCAVADEIRA - TORRE OSCILANTE E CILINDROS DA OSCILAÇÃO

REF FN	PART NUMBER	YR/SN	QTY	DESCRIPTION
1	84304025		1	TORRE
2	84246814		1	ANILHA ESPECIAL 82mm ID x 144mm OD x 1.10mm Thk
3	84261890		2	CALÇO DE AFINAÇÃO 82mm ID x 140mm OD x 2mm Thk
4	84248744		2	PERNO 59.9mm OD x 102mm L
5	84246323		2	RETENTOR 18mm ID
6	87655044		2	ANILHA ESPECIAL 17.75mm ID x 31.50mm OD x 4.20mm, HTS Boron, ZNM
7	84246776		2	PARAFUSO TIPO PREV. Hex, M16 x 35mm, Cl 10.9
8	84217317		1	PERNO 59.9mm OD x 192.1mm L
9	123318A1		4	ANILHA 62mm ID x 86mm OD x 1.7mm Thk
10	84224886		2	ANEL 60mm ID, Ext
11	84261891		2	CALÇO DE AFINAÇÃO 82mm ID x 140mm OD x 3mm Thk
12	832-10410		1	PORCA M10 x 1.5, Cl 8
13	711-10040		1	PARAFUSO Short NK, M10 x 40, Cl8.8, Full Thd
14	84245639		1	PÁRA-CHOQUES
15	219-1		3	COPO DE LUBRIFICAÇÃO 1/8" - 27 NPTF
16	219-55		1	COPO DE LUBRIFICAÇÃO 90 Degree Elbow, 1/8" - 27 NPTF
17	84412541		1	PIN ASSY. 40mm OD x 136.8mm L
18	86566268		2	PARAFUSO DE BLOQUEIO Prev Torque, Hex, M12 x 1.75 x 35mm, Cl 8.8, Full Thd
19	84265979		2	ANILHA ESPECIAL 13mm ID x 60mm OD x 3mm Thk
20	103-16200		2	ANEL #200, Ext
21	84249274		1	PERNO 79.9mm OD x 152mm L
22	D144485		4	CALÇO DE AFINAÇÃO 82mm ID x 98mm OD x 3.05mm Thk
23	D144486		2	CALÇO DE AFINAÇÃO 82mm ID x 98mm OD x 1.57mm Thk
24	84249275		1	PERNO 79.9mm OD x 168mm L
25	800-40080		4	ANEL M80, Ext
26	84261887		2	PERNO 50.77mm OD x 146.7mm L

35.730.04	01	p2	1/2017

RETROESCAVADEIRA - TORRE OSCILANTE E CILINDROS DA OSCILAÇÃO

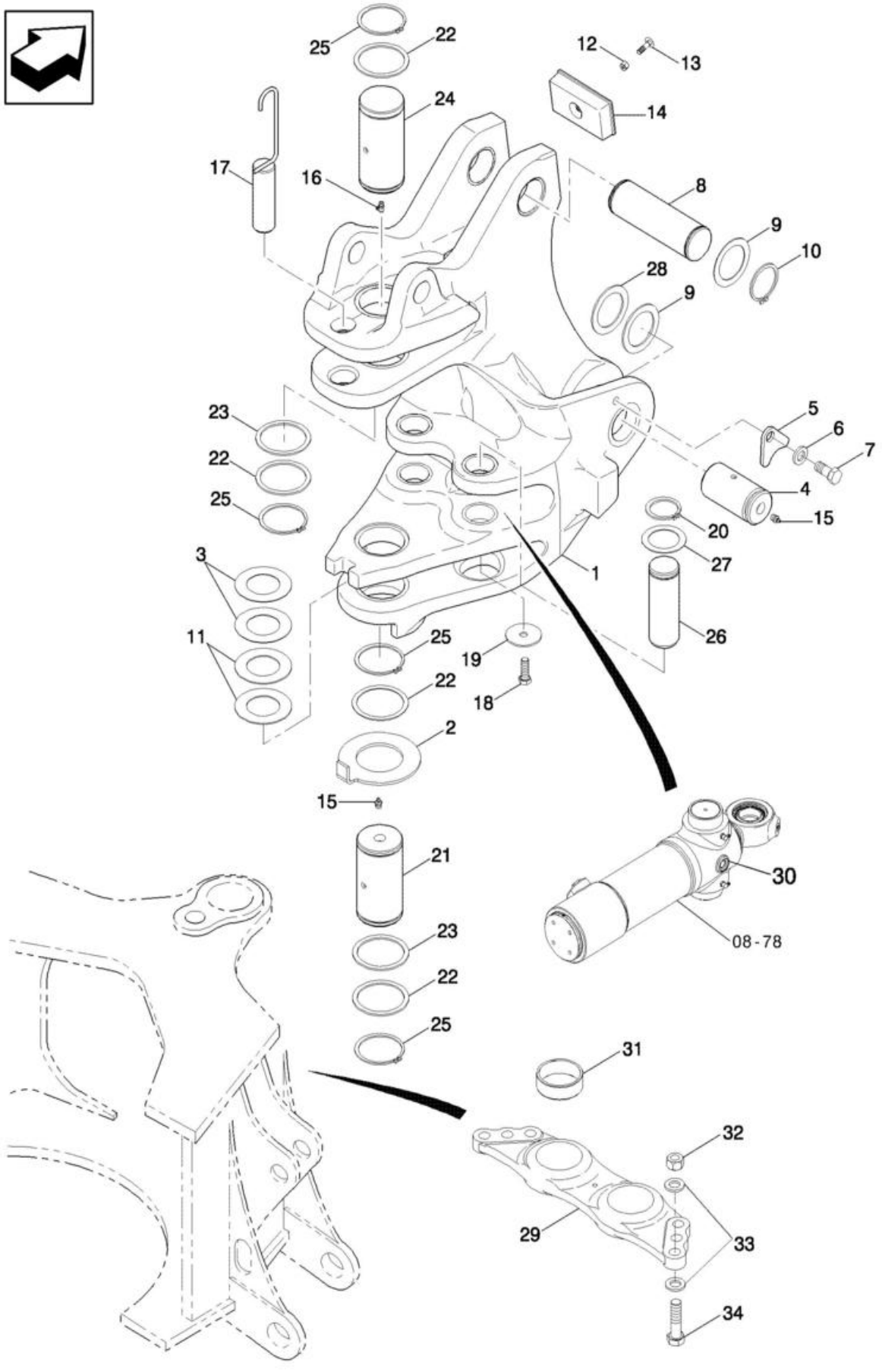

RETROESCAVADEIRA - TORRE OSCILANTE E CILINDROS DA OSCILAÇÃO

REF FN	PART NUMBER	YR/SN	QTY	DESCRIPTION
27	495-81227		2	ANILHA 52.38mm ID x 74.63mm OD x 1.7mm Thk
28	84255579		1	CALÇO DE AFINAÇÃO 62mm ID x 86mm OD x 3mm Thk
29	84336208		1	VIGA
30	84426789		2	CILINDRO HIDRÁULICO Double Acting, 50.8mm Rod, 95.3mm Bore, 292mm Stroke
31	114318A1		2	CASQUILHO 80.19mm ID x 90mm OD x 29.35mm L
32	829-1420		2	PORCA M20, Cl 10
33	87655047		4	ANILHA ESPECIAL 21.25mm ID x 38.10mm OD x 4.20mm Thk
34	827-20075		2	PARAFUSO Hex, M20 x 2.5 x 75mm, Cl 10.9, Full Thd

35.732.01	01	p1	1/2017

CILINDRO - ESTABILIZADOR DA RETROESCAVADEIRA

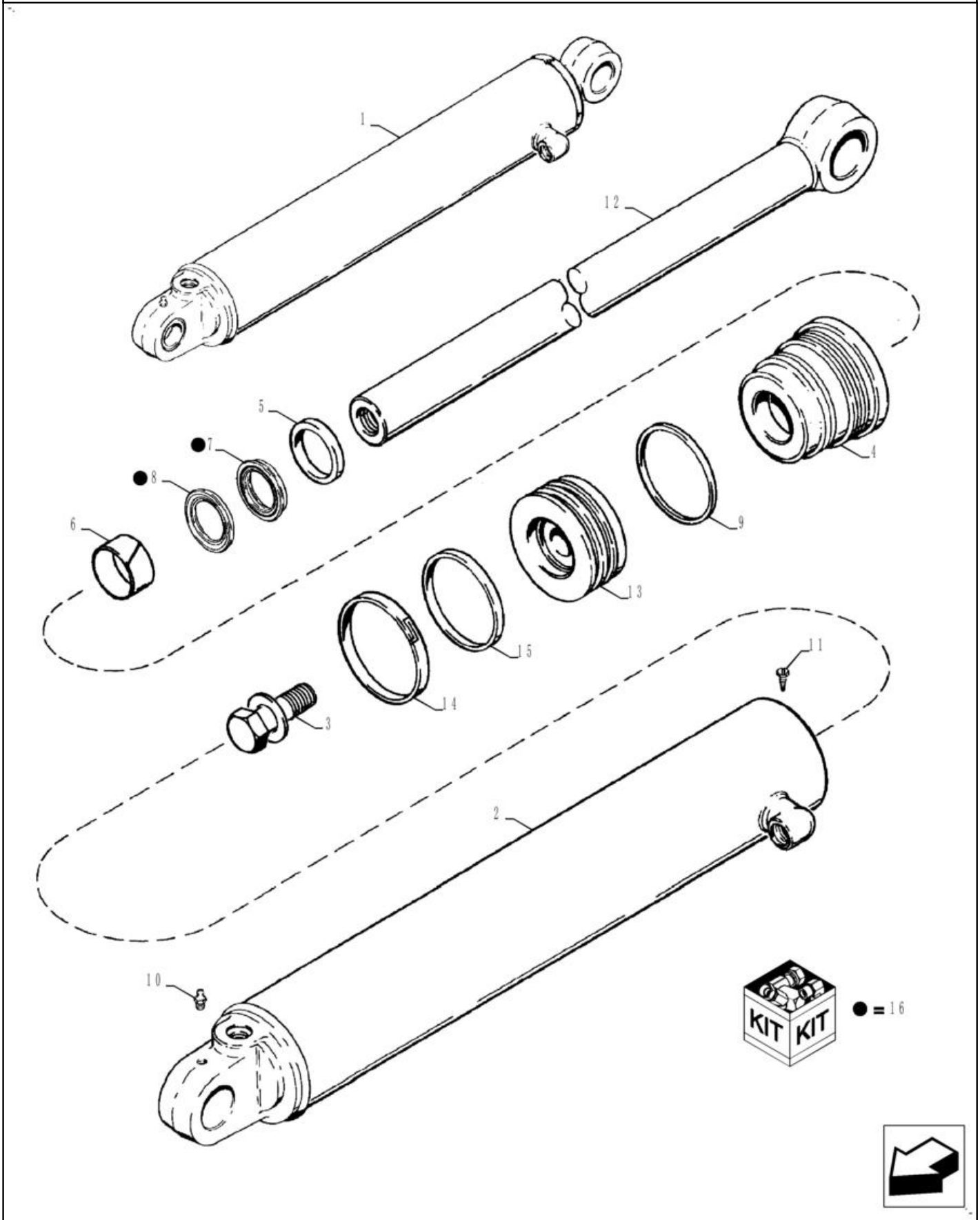

CILINDRO - ESTABILIZADOR DA RETROESCAVADEIRA

REF	FN	PART NUMBER	YR/SN	QTY	DESCRIPTION
1		84421604		1	CILINDRO HIDRÁULICO Double Acting, 57.2mm Rod, 108mm Bore, 542.9mm Stroke Left Hand
1		84421604R		1	REVISION CILINDRO HD Reman For New P/N 84421604, Left Hand
1		84421604C		1	CILINDRO HIDRAULICO Return Part Number
1		84421603		1	CILINDRO HIDRÁULICO Double Acting, 57.2mm Rod, 108mm Bore, 542.9mm Stroke Right Hand
1		84421603R		1	REVISION CILINDRO HD Reman Right Hand
1		84421603C		1	CILINDRO HIDRAULICO Core Return Number
2		84241705		1	CORPO DE CILINDRO 107.8mm Bore Dia Left Hand
2		84238640		1	CORPO DE CILINDRO 107.8mm Bore Dia Right Hand
3		86982442		1	PARAFUSO ESPECIAL Hex, 12, 1 1/4 x 3.25"
4		84238804		1	JUNTA
5		D95145		1	JUNTA EASPADORRO 54.79mm ID x 70.09mm OD x 7.91mm W
6		1346476C1		1	ANEL 57.15mm ID, Int
7		NSS		1	NO SE VENDE SEPARADO SEAL, Incl in 16
8		NSS		1	NO SE VENDE SEPARADO SEAL, Incl in 16
9		87615483		1	VEDANTE 100.05mm ID x 108.33mm OD x 4.85mm Thk
10		219-1		1	COPO DE LUBRIFICAÇÃO 1/8" - 27 NPTF
11		G109395		1	PARAFUSO Hex, #8 - 32 x 3/8"
12		84222154		1	HASTE 57.2mm OD x 771.4mm L
13		84241703		1	HASTE PISTÃO 107.29mm Bore, 57.25mm Rod, 50.65mm W
14		G110530		1	ANEL 108mm OD, Ext
15		87715786		1	VEDANTE 108mm OD
16		1542877C1		1	KIT DE VEDANTE 57.2mm Rod Incl 7,8

35.732.01	01	p2	1/2017

CILINDRO - ESTABILIZADOR DA RETROESCAVADEIRA

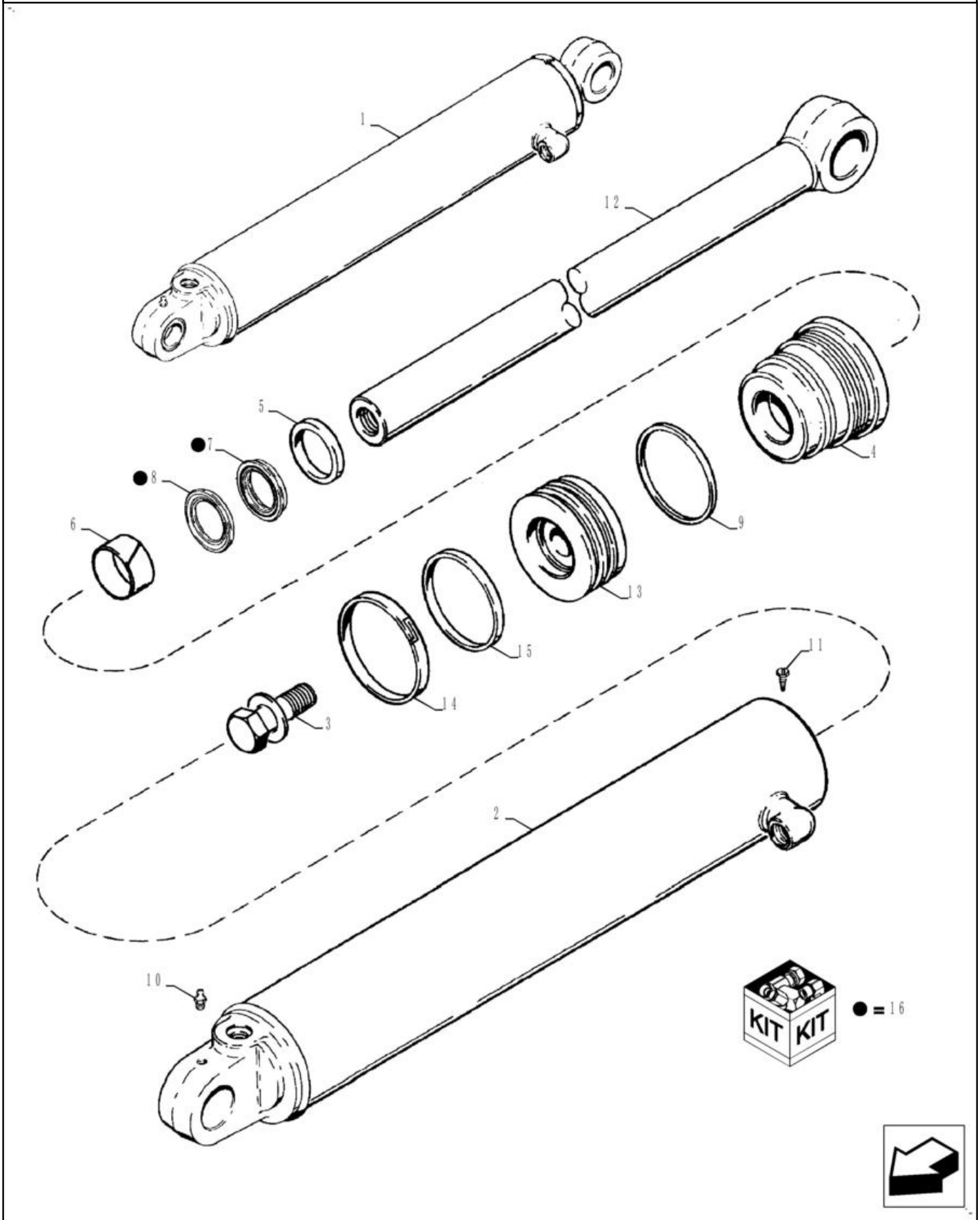

CILINDRO - ESTABILIZADOR DA RETROESCAVADEIRA

REF FN	PART NUMBER	YR/SN	QTY	DESCRIPTION
17	84259226		1	KIT DE VEDANTE 57.2mm Rod x 108.0mm Bore Complete (Not Shown)

35.732.01	02	p1	1/2017

SISTEMA HIDRÁULICO - INSTALAÇÃO DA VÁLVULA DE RETENÇÃO, ESTABILIZADOR

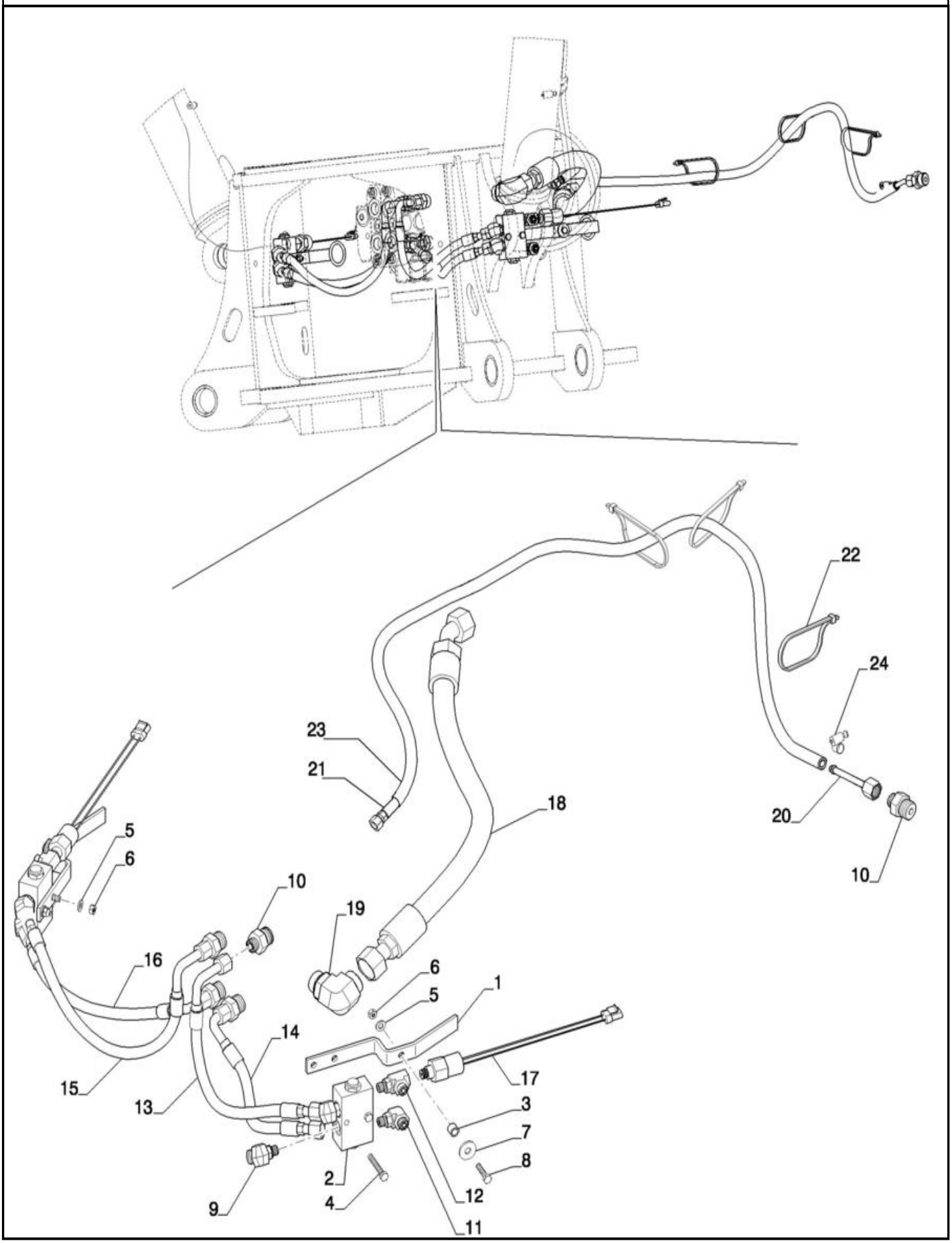

SISTEMA HIDRÁULICO - INSTALAÇÃO DA VÁLVULA DE RETENÇÃO, ESTABILIZADOR

REF FN	PART NUMBER	YR/SN	QTY	DESCRIPTION
1	87450318		2	SUPORTE
2	85802820		2	VÁLVULA DE RETENÇÃO
3	87437840		2	ESPAÇADOR
4	814-8055		4	PARAFUSO Hex, M8 x 1.25 x 55mm, Cl 8.8
5	87655042		6	ANILHA ESPECIAL 8.8mm ID x 17.5mm OD x 2.2mm Thk
6	829-1408		6	PORCA Hex, M8 x 1.25, Cl 10.9
7	87687101		2	ANILHA 10.65mm ID x 31mm OD x 3.3mm Thk
8	814-8035		2	PARAFUSO Hex, M8 x 1.25 x 35mm, Cl 8.8
9	201-321		4	COTOVELO 45 Degree Elbow, 13/16" - 16 Male ORFS x 9/16" - 18 Male ORB
10	87582906		5	CONECTOR HID. 13/16" - 16 ORFS x 1-1/16" - 12 ORB
11	9840543		2	COTOVELO 90 90 Degree, 11/16"-16 x 9/16"-18 Adj, ORFS
12	84253759		2	CONECTOR T MACHO-FEM
13	84256418		1	TUBAGEM HIDRÁULICO
14	84256419		1	TUBAGEM HIDRÁULICO
15	84256420		1	TUBAGEM HIDRÁULICO
16	84256421		1	TUBAGEM HIDRÁULICO
17	84411069		2	SENSOR
18	84534427		1	MANGUEIRA CONJUNTO 25mm ID x 1010mm L
19	9846955		1	COTOVELO 90 1-7/16"-12 ORFS x 1-5/16"-12 ORB
20	84325520		1	TUBO
21	84325529		1	MANGUEIRA 10mm ID, 1899mm L, SAE100R6
22	L18331		3	BRAÇADEIRA DE CABO 375.9mm L, Nylon CABLE STRAP
23	84325932		1	PROTETOR DE MANGUEIR
24	214-1410		1	BRACADEIRA MANGUEIRA #10, 0.56" - 1.06", Type F Worm

580N-RETRO-CARREGADORA (BRASIL)

35.732.01	04	p1	1/2017

SISTEMA HIDRÁULICO - ESTABILIZADOR DA RETROESCAVADEIRA

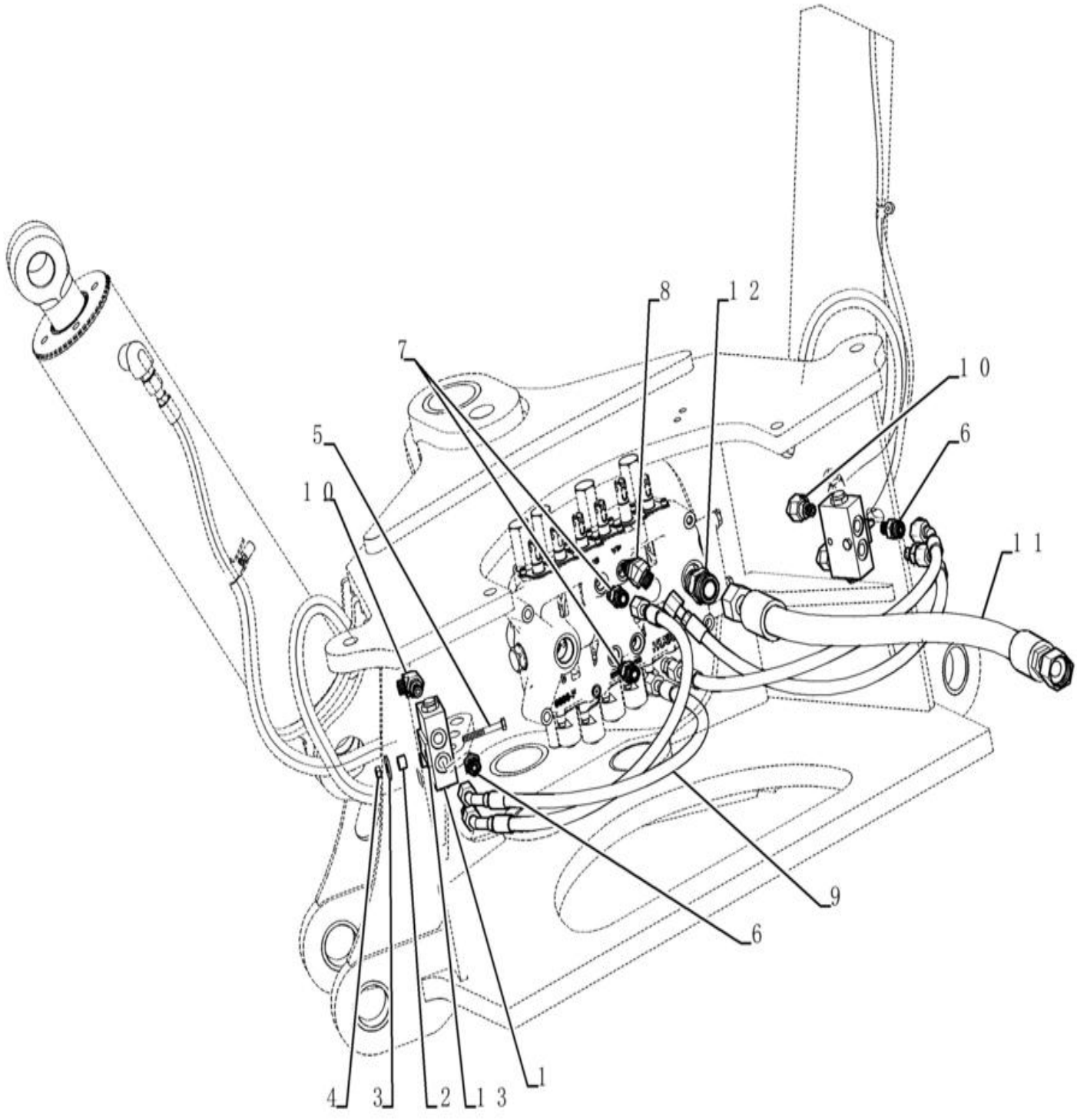

SISTEMA HIDRÁULICO - ESTABILIZADOR DA RETROESCAVADEIRA

REF FN	PART NUMBER	YR/SN	QTY	DESCRIPTION
1	85802820		2	VÁLVULA DE RETENÇÃO
2	87437840		4	ESPAÇADOR
3	87687101		4	ANILHA 10.65mm ID x 31mm OD x 3.3mm Thk
4	829-1408		4	PORCA Hex, M8 x 1.25, Cl 10.9
5	814-8065		4	PARAFUSO Hex, M8 x 1.25 x 65mm, Cl 8.8
6	9992342		4	CONECTOR HID. 13/16" - 16 ORFS x 9/16" - 18 ORB
7	9992305		3	CONECTOR HID. 13/16" - 16 ORFS x 3/4" - 16 ORB
8	201-348		1	COTOVELO 45 Degree Elbow, 13/16" - 16 Male ORFS x 3/4" - 16 Male ORB
9	84256813		4	TUBAGEM HIDRÁULICO
10	9840543		4	COTOVELO 90 90 Degree, 11/16"-16 x 9/16"-18 Adj, ORFS
11	84257103		1	MANGUEIRA HIDRÁULICA 25.4mm ID x 790mm L
12	9824055		1	CONECTOR HID. 1-7/16" - 12 ORFS x 1-5/16" - 12 ORB
13	NS			PEÇA NÃO FORNECIDA

35.732.01	05	p1	1/2017

APOYOS ESTABILIZADORES

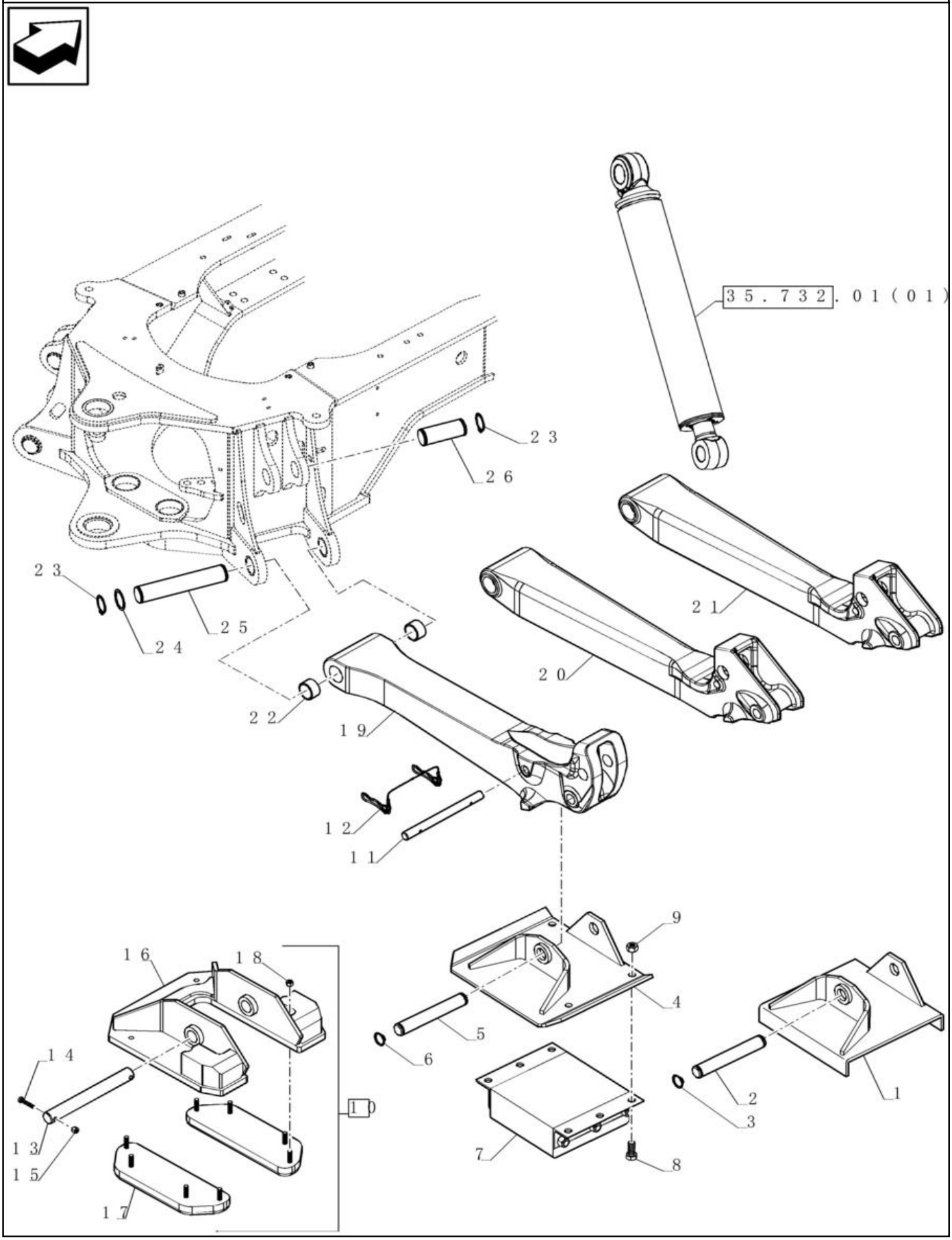

APOYOS ESTABILIZADORES

REF FN	PART NUMBER	YR/SN	QTY	DESCRIPTION
1	87456199		2	ESPAÇADOR
2	D28648		2	PERNO 1.5" OD x 10 7/16" L
3	D25279		4	ANEL M35, Int
4	87389813		2	ESPAÇADOR
5	D53812		2	PERNO 1.5" OD x 10.14" L
6	D25279		4	ANEL M35, Int
7	D61368		2	ESPAÇADOR
8	413-1228		8	PARAFUSO Hex, 3/4" - 10 x 1-3/4", Gr 5
9	425-1012		8	PORCA 3/4"-10, G5
10	84290974		1	ESPAÇADOR Incl 14-18
10	84290975		1	ESPAÇADOR Incl 14-18, (Not Shown)
11	87436782		1	PERNO 25.4mm OD x 300mm L
12	446454A1		1	PERNO 4.5mm OD x 305mm L
13	D149033		1	PERNO 38.1mm OD x 323.5mm L
14	814-10050		2	PARAFUSO Hex, M10 x 1.5 x 50mm, Cl 8.8
15	832-10410		2	PORCA M10 x 1.5, Cl 8
16	NSS		1	NO SE VENDE SEPARADO SUPPORT, Incl in 10
17	84250576		2	ESPAÇADOR
18	832-41312		8	PORCA M12 x 1.75, Cl 10
19	84300023		1	ESTABILIZADOR Até o chassi
19	47959570		1	ESPAÇADOR A partir do chassi
20	84308123		1	ESTABILIZADOR
21	84226495		1	ESTABILIZADOR
23	84233536		8	ANEL 55mm ID, Ext
24	84231927		8	CALÇO DE AFINAÇÃO 57mm ID x 70mm OD x 2.77mm Thk
25	84243665		2	PERNO 54.9mm OD x 305.5mm L
26	84243667		2	PERNO 54.9mm OD x 148mm L

580N-RETRO-CARREGADORA (BRASIL)

35.736.02	01	p1	1/2017

CILINDRO - LEVANTAMENTO DA CARREGADEIRA

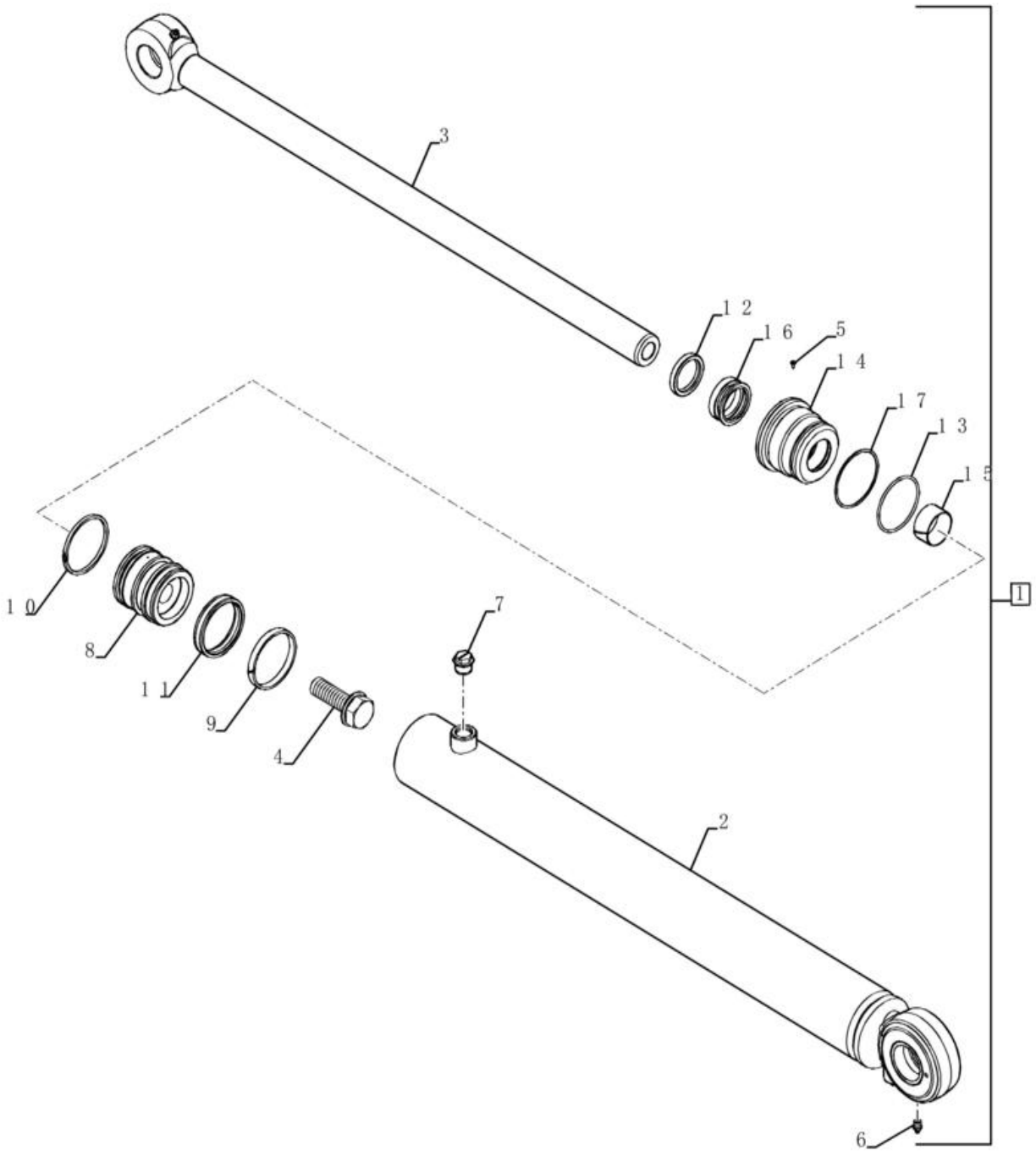

CILINDRO - LEVANTAMENTO DA CARREGADEIRA

REF FN	PART NUMBER	YR/SN	QTY	DESCRIPTION
1	84421597		1	CILINDRO LEVANTAMENT Double Acting, 44.4mm Rod, 733mm Stroke
2	84237692		1	TUBO 82.6mm Bore Dia
3	84237793		1	HASTE 44.4mm OD x 932.6mm L
4	86982438		1	PARAFUSO ESPECIAL Hex, 14, 1 x 3"
5	G109395		1	PARAFUSO Hex, #8 - 32 x 3/8"
6	219-1		2	COPO DE LUBRIFICAÇÃO 1/8" - 27 NPTF
7	353-780		2	TAMPÃO Sltd Hd, 7/8"-14, w/O-Ring
8	84237480		1	HASTE PISTÃO 82.07mm Bore, 44.55mm Rod, 73.95mm W
9	S109445		1	ANEL 82.55mm OD, Ext
10	192330A1		1	ANEL VEDADOR 75.3mm ID x 82.5mm OD x 4.7mm Thk
11	87715782		1	VEDANTE 82.6mm OD
12	D95143		1	JUNTA EASPADORRO 44.42mm ID x 57.17mm OD x 7.92mm Thk
13	238-5233		1	O-RING 0.139" Thk x 2.859" ID, -233, Cl 5, 75 Duro
14	84208516		1	JUNTA
15	G102425		1	CASQUILHO 44.45mm ID x 47.45mm OD x 25.1mm Thk
16	1542875C1		1	KIT DE VEDANTE 44.4mm Rod
17	G32122		1	ANEL DE ENCOSTO 75.82mm ID x 81.92mm OD x 1.4mm Thk
18	84257323		1	KIT DE VEDANTE 44.4mm Rod x 82.6mm Bore Complete (Not Shown)

35.737.01	01	p1	1/2017

SISTEMA HIDRÁULICO - INSTALAÇÃO DO BRAÇO

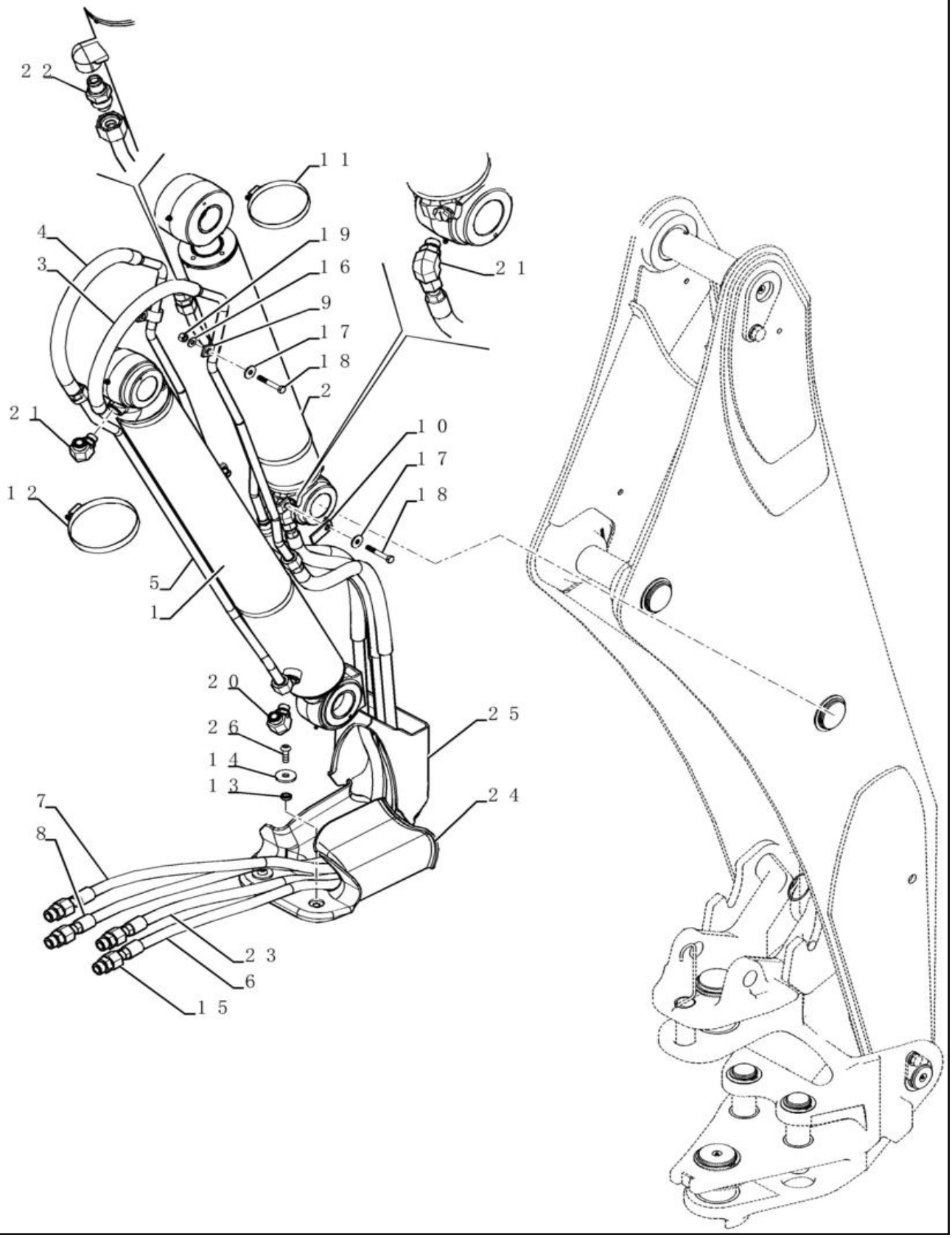

SISTEMA HIDRÁULICO - INSTALAÇÃO DO BRAÇO

REF FN	PART NUMBER	YR/SN	QTY	DESCRIPTION
1	84551146		1	CILINDRO HIDRÁULICO Double Acting, 57.2mm Rod, 114.3mm Bore, 971.55mm Stroke
2	47458137		1	CILINDRO HIDRÁULICO 57.2mm Rod, 108mm Bore, 628.5mm Stroke
3	84257628		1	TUBAGEM HIDRÁULICO
4	84280749		1	TUBAGEM HIDRÁULICO
5	84257622		1	TUBAGEM HIDRÁULICO
6	84257621		1	MANGUEIRA HIDRÁULICA 15.88mm ID x 2073mm L, SAE 100R16
7	84257632		1	MANGUEIRA HIDRÁULICA 15.88mm ID x 2043mm L, SAE 100R16
8	84263635		1	MANGUEIRA HIDRÁULICA 15.88mm ID x 2064mm L, SAE 100R16
9	84367726		4	BRAÇADEIRA 3/4" Clamping tube
10	84259030		2	ESPAÇADOR
11	214-3188		2	BRACADEIRA MANGUEIRA 4-3/4" - 5-5/8", HD Worm
12	214-3196		2	BRACADEIRA MANGUEIRA 5-1/4" - 6-1/8", HD Worm
13	84286039		2	ESPAÇADOR 13.87mm ID x 21.34mm OD x 5.4mm Thk
14	9511052		2	ANILHA 13.5mm ID x 44mm OD x 4mm Thk
15	9840535		4	CONECTOR HID. 1-3/16" - 12 ORFS x 1-1/16" - 12 ORB
16	87655046		4	ANILHA ESPECIAL 10.65mm ID x 23mm OD x 2.2mm Thk
17	87687101		4	ANILHA 10.65mm ID x 31mm OD x 3.3mm Thk
18	120071		4	PARAFUSO Hex, M10 x 65, 8.8
19	412141		4	PORCA M10 x 1.5, Cl 8
20	87656136		1	CONECTOR HID.
21	87675522		2	COTOVELO 90 90 Degree 1"-14 x 7/8"-14 Adj ORFS
22	9840534		1	CONECTOR HID. 1-3/16" - 12 ORFS x 7/8" - 14 ORB
23	84287836		1	TUBAGEM HIDRÁULICO
24	84303525		1	PROTECÇÃO
25	84574630		1	PROTECÇÃO

35.737.01	01	p2	1/2017

SISTEMA HIDRÁULICO - INSTALAÇÃO DO BRAÇO

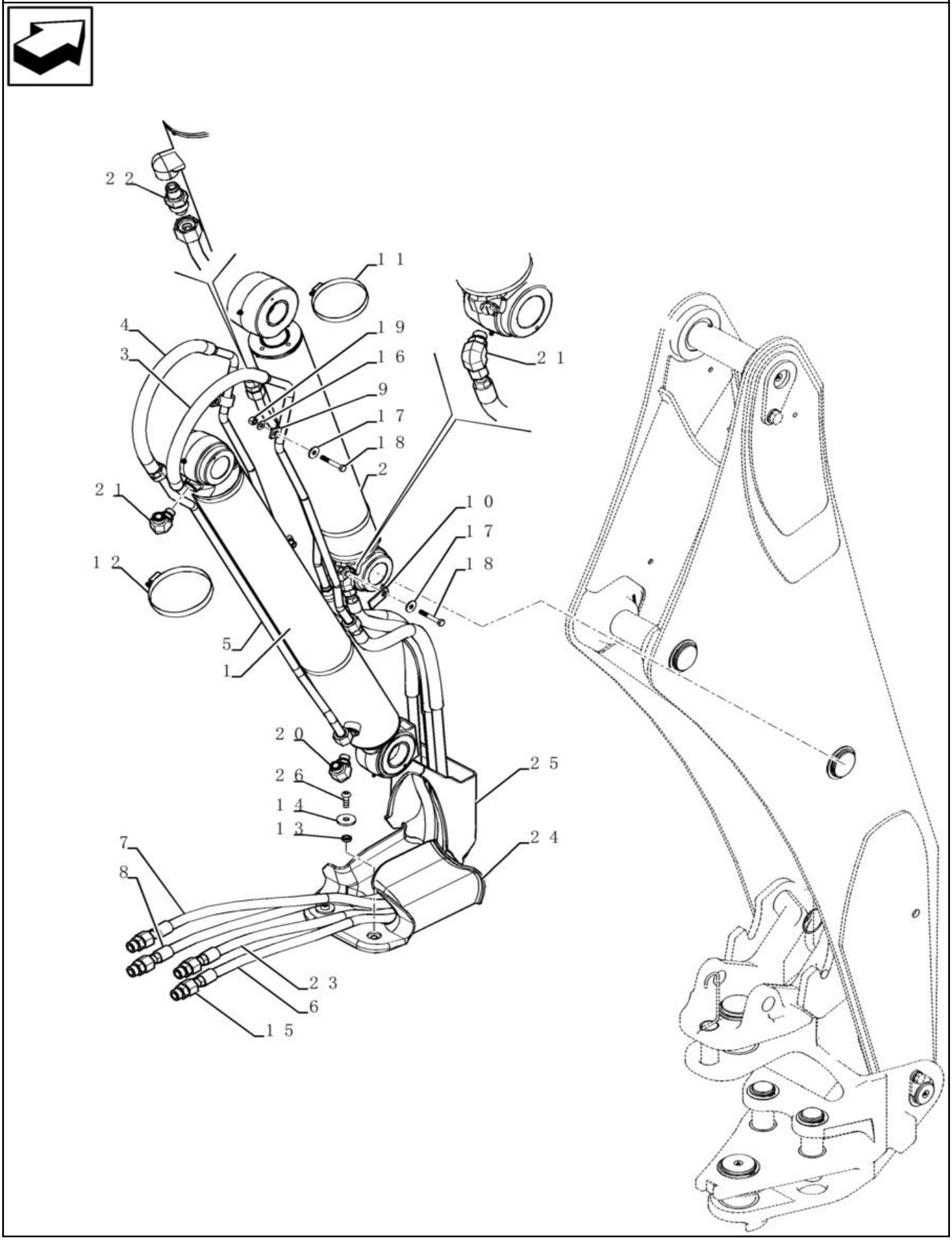

SISTEMA HIDRÁULICO - INSTALAÇÃO DO BRAÇO

REF FN	PART NUMBER	YR/SN	QTY	DESCRIPTION
26	84299393		2	PARAFUSO ALLENA FLAN Hex Socket Button Head, M12 x 1.75 x 35mm, Cl. 10.9

35.738.01	01	p1	1/2017

CILINDRO - CAÇAMBA DA CARREGADEIRA

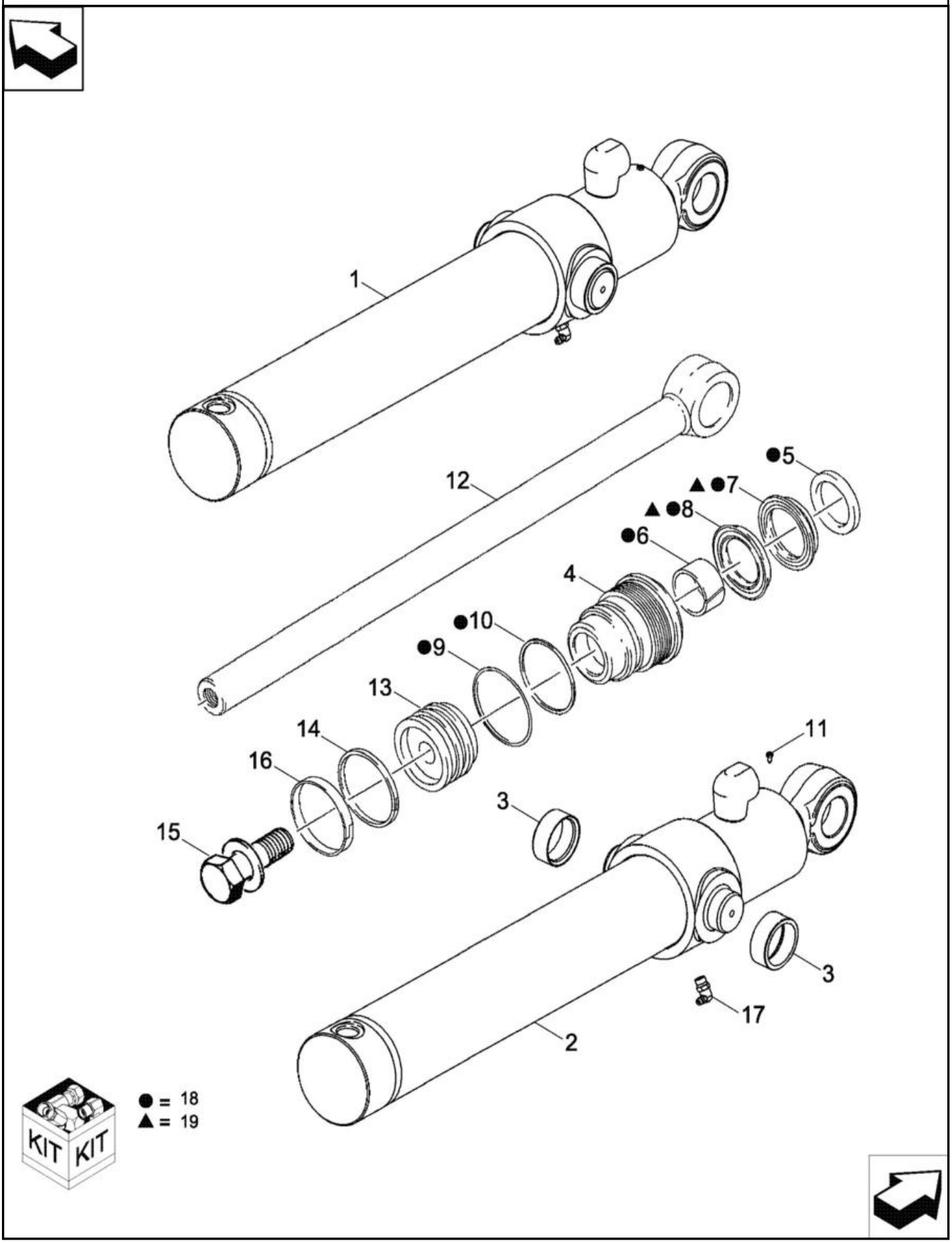

CILINDRO - CAÇAMBA DA CARREGADEIRA

REF	FN	PART NUMBER	YR/SN	QTY	DESCRIPTION
1		84421600		1	CILINDRO HIDRÁULICO Double Acting, 38.1mm Rod, 516.5mm Stroke 76 ID x 522 mm strk; Loader Bucket; Incl. Ref 2- 18
2		84238609		1	TUBO Incl Ref 3
3		G108512		2	CASQUILHO 41.2mm ID x 50mm OD x 18.7mm L
4		84237948		1	JUNTA
5		D95142		1	JUNTA EASPADORRO 1.5" ID x 2" OD x 0.31" Thk Wiper
6		G102424		1	CASQUILHO 38.1mm ID x 41.17mm OD x 25.15mm L
7		NSS		1	NO SE VENDE SEPARADO SEAL Rod; Order 18, Incl in 19 and 19
8		NSS		1	NO SE VENDE SEPARADO SEAL Buffer; Order 18, Incl in 19 and 19
9		238-5231		1	O-RING 0.139" Thk x 2.609" ID, -231, Cl 5, 75 Duro
10		G109298		1	ANEL 69.47mm ID x 75.57mm OD x 1.4mm Thk
11		G109395		1	PARAFUSO Hex, #8 - 32 x 3/8"
12		84237943		1	HASTE 38.1mm OD 38 mm (1-1/2 in) dia
13		84237953		1	HASTE PISTÃO 75.57mm Bore, 38.21mm Rod, 41.95mm W
14		87715781		1	VEDANTE 63.78mm ID x 76.2mm OD
15		86982435		1	PARAFUSO ESPECIAL 3/4" - 16 x 2-1/2" Includes Washer
16		G100449		1	ANEL DE DESGASTE Split, 69.85mm ID x 76.2mm OD x 9.52mm Thk
17		219-55		1	COPO DE LUBRIFICAÇÃO 90 Degree Elbow, 1/8" - 27 NPTF
18		1543256C1		1	KIT DE VEDANTE 38.1mm Rod, 76.2mm Bore Inc 5 - 10, 14, 16
19		1542874C1		1	KIT DE VEDANTE 38.1mm Rod Rod and Buffer; Inc 7,8

35.738.02	01	p1	1/2017

HIDRÁULICO - RETROESCAVADEIRA (COM BRAÇO EXTENSÍVEL DA CAÇAMBA)

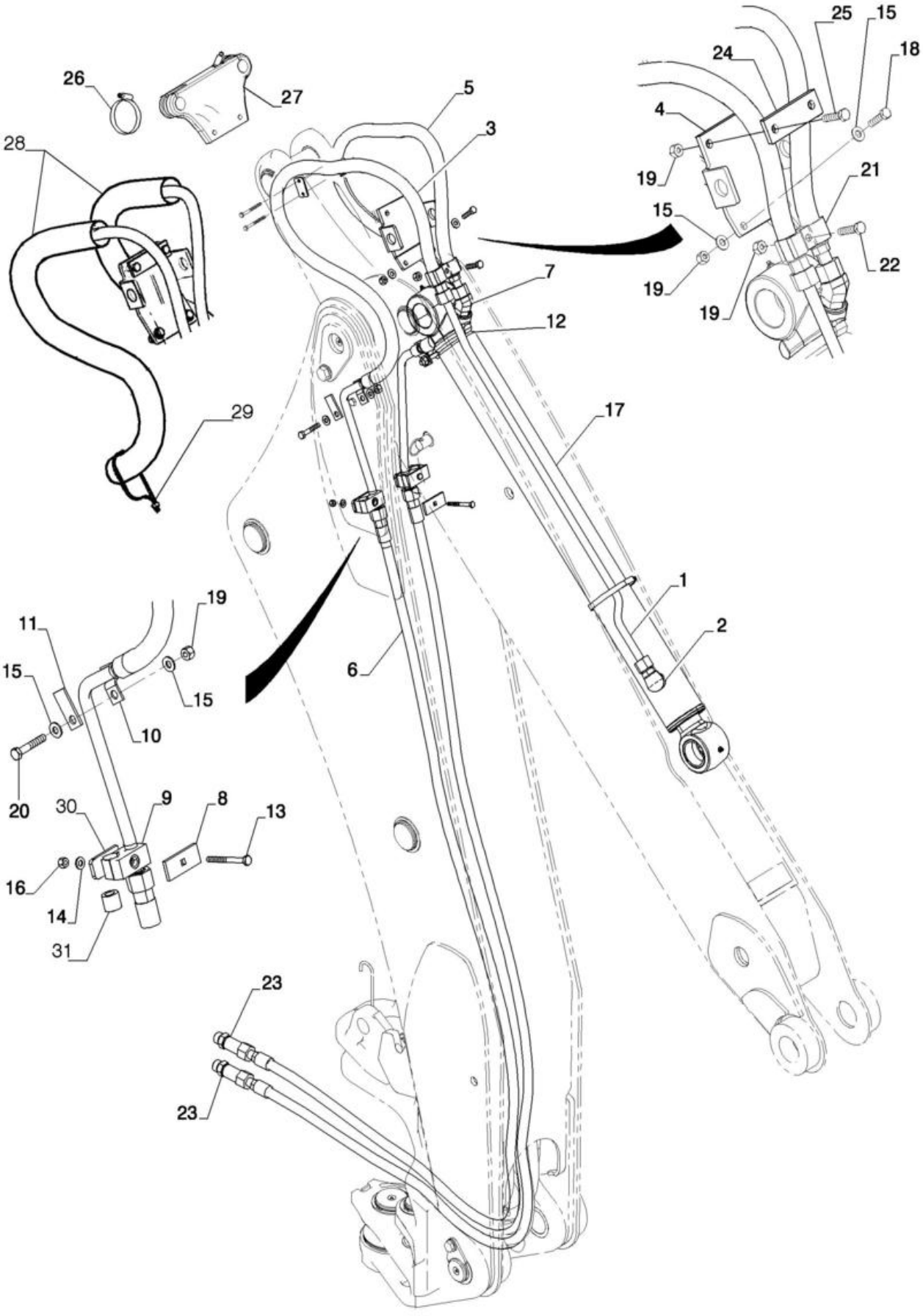

HIDRÁULICO - RETROESCAVADEIRA (COM BRAÇO EXTENSÍVEL DA CAÇAMBA)

REF FN	PART NUMBER	YR/SN	QTY	DESCRIPTION
1	84305540		1	TUBO
2	9840534		1	CONECTOR HID. 1-3/16" - 12 ORFS x 7/8" - 14 ORB
3	84283822		1	TUBAGEM HIDRÁULICO
4	84359870		1	SUPORTE
5	84283823		1	TUBAGEM HIDRÁULICO
6	84281616		1	MANGUEIRA CONJUNTO 15.88mm ID x 2800mm L, SAE 100R16
7	201-352		1	COTOVELO 45 Degree Elbow, 1-3/16" - 12 Male ORFS x 7/8" - 14 Male ORB
8	84283495		4	CORREIA DE FIXAÇÃO
9	87000146		2	BRAÇADEIRA
10	84367726		2	BRAÇADEIRA 3/4" Clamping tube
11	84259030		2	ESPAÇADOR
12	214-1472		2	BRACADEIRA MANGUEIRA #72, 4.06" - 5", Type F Worm
13	120108		2	PARAFUSO Hex, M8 x 1.25 x 80mm, Cl 8.8, Full Thd
14	87655042		6	ANILHA ESPECIAL 8.8mm ID x 17.5mm OD x 2.2mm Thk
15	87655046		7	ANILHA ESPECIAL 10.65mm ID x 23mm OD x 2.2mm Thk
16	412250		2	PORCA M8 x 1.25, Cl 8
17	84421594		1	CILINDRO HIDRÁULICO Double Acting, 57.2mm Rod, 897.9mm Stroke
17	84421594R		1	REVISION CILINDRO HD 580N LOADER BACKHOE (BRAZIL), W/ EXTENDABLE DIPPER (1/12-)
17	84421594C		1	CILINDRO HIDRAULICO Return Number
18	120112		2	PARAFUSO Hex, M10 x 1.5 x 40mm, Cl 8.8, Full Thd
19	412141		4	PORCA M10 x 1.5, Cl 8
20	120070		2	PARAFUSO Hex, M10 x 1.5 x 60mm, Cl 8.8
21	D143846		2	BRAÇADEIRA
22	120071		1	PARAFUSO Hex, M10 x 65, 8.8
23	87393627		2	CONECTOR HID.
24	101479A1		3	SUPORTE

580N-RETRO-CARREGADORA (BRASIL)

35.738.02	01	p2	1/2017

HIDRÁULICO - RETROESCAVADEIRA (COM BRAÇO EXTENSÍVEL DA CAÇAMBA)

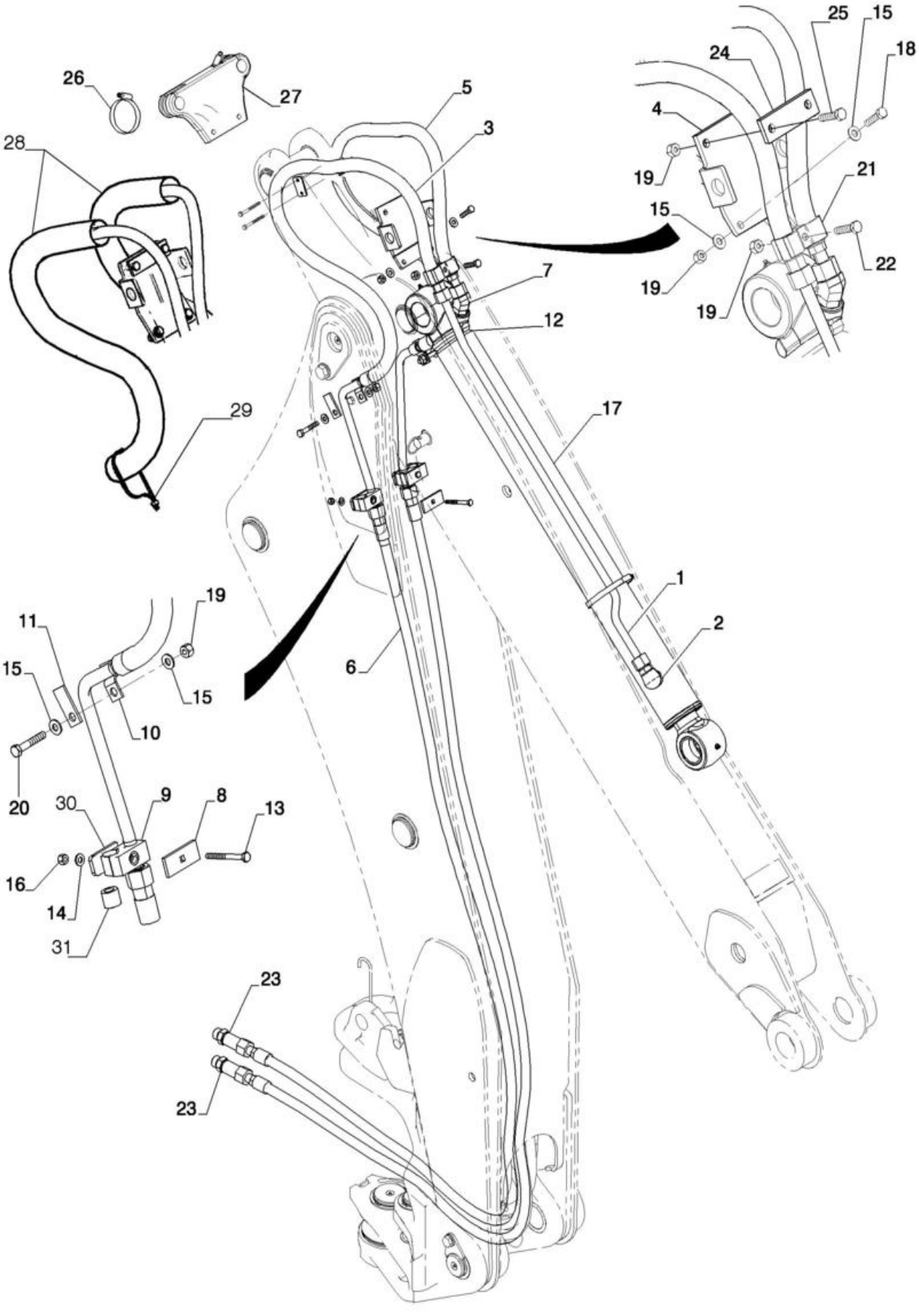

HIDRÁULICO - RETROESCAVADEIRA (COM BRAÇO EXTENSÍVEL DA CAÇAMBA)

REF FN	PART NUMBER	YR/SN	QTY	DESCRIPTION
25	120112		2	PARAFUSO Hex, M10 x 1.5 x 40mm, Cl 8.8, Full Thd
26	214-1436		2	BRACADEIRA MANGUEIRA #36, 1.81" - 2.75", Type F Worm
27	84360628		4	SUPORTE
28	84373395		2	MANGA DE PROTECÇÃO 72.4mm ID x 1105mm L
29	L18331		2	BRAÇADEIRA DE CABO 375.9mm L, Nylon CABLE STRAP
30	84342644		2	CHAPA
31	84167374		2	ESPAÇADOR 11.5mm ID x 25mm OD x 18.4mm L

35.738.04	01	p1	1/2017

CILINDRO - CAÇAMBA RETROESCAVADEIRA

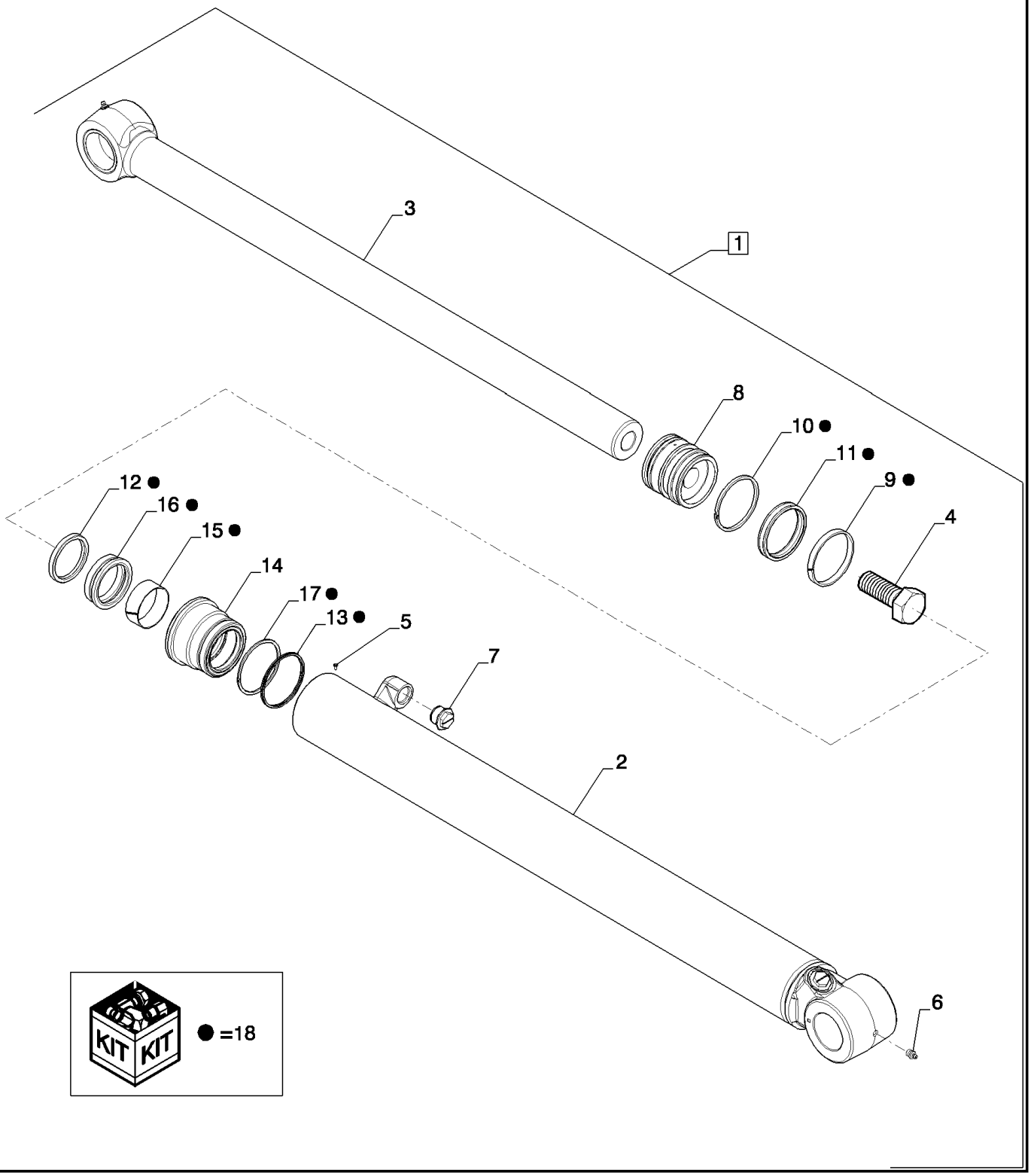

CILINDRO - CAÇAMBA RETROESCAVADEIRA

REF	FN	PART NUMBER	YR/SN	QTY	DESCRIPTION
1		84421594		1	CILINDRO HIDRÁULICO Double Acting, 57.2mm Rod, 897.9mm Stroke 580N LOADER BACKHOE (BRAZIL), BACKHOE BUCKET (1/12-)
1		84421594R		1	REVISION CILINDRO HD
1		84421594C		1	CILINDRO HIDRAULICO Return Number
2		84220643		1	CORPO DE CILINDRO 82.58mm Bore Dia
3		84323192		1	HASTE 57.2mm OD x 1137.4mm L
4		86982441		1	PARAFUSO ESPECIAL Hex, 12, 1 1/4 x 3"
5		G109395		1	PARAFUSO Hex, #8 - 32 x 3/8"
6		219-1		2	COPO DE LUBRIFICAÇÃO 1/8" - 27 NPTF
7		353-780		2	TAMPÃO Sltd Hd, 7/8"-14, w/O-Ring
8		84220633		1	HASTE PISTÃO 82.07mm Bore, 57.25mm Rod, 74.85mm W
9		S109445		1	ANEL 82.55mm OD, Ext
10		192330A1		1	ANEL VEDADOR 75.3mm ID x 82.5mm OD x 4.7mm Thk
11		87715782		1	VEDANTE 82.6mm OD
12		D95145		1	JUNTA EASPADORRO 54.79mm ID x 70.09mm OD x 7.91mm W
13		238-5233		1	O-RING 0.139" Thk x 2.859" ID, -233, Cl 5, 75 Duro
14		84220631		1	COBERTURA
15		1346476C1		1	ANEL 57.15mm ID, Int
16		1542877C1		1	KIT DE VEDANTE 57.2mm Rod
17		G32122		1	ANEL DE ENCOSTO 75.82mm ID x 81.92mm OD x 1.4mm Thk
18		84259224		1	KIT DE VEDANTE 57.2mm Rod x 82.6mm Bore

35.739.02	01	p1	1/2017

CONJUNTO DO CILINDRO - OSCILAÇÃO DA RETROESCAVADORA

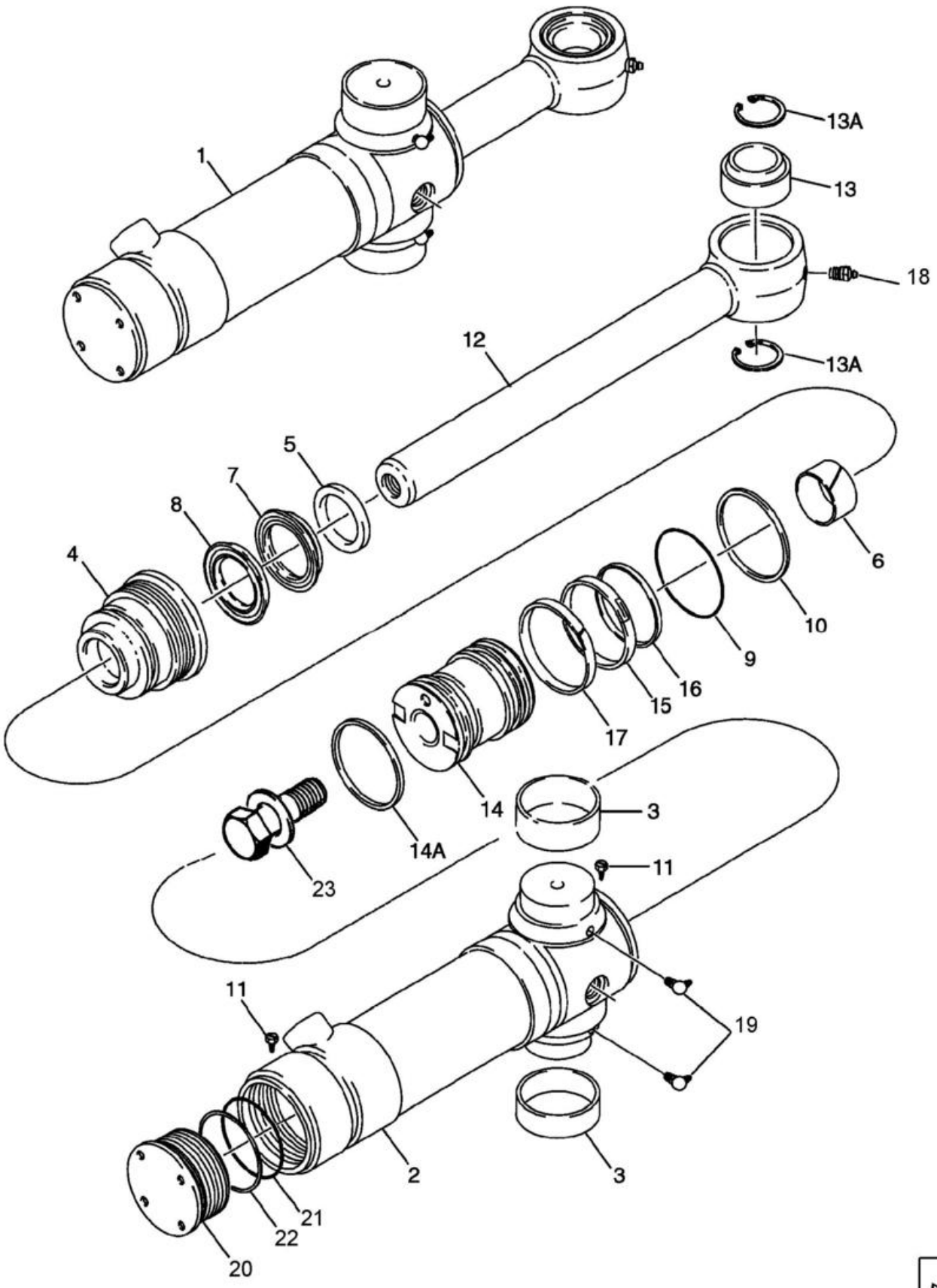

CONJUNTO DO CILINDRO - OSCILAÇÃO DA RETROESCAVADORA

REF FN	PART NUMBER	YR/SN	QTY	DESCRIPTION
1	84426789		2	CILINDRO HIDRÁULICO Double Acting, 50.8mm Rod, 95.3mm Bore, 292mm Stroke 95 ID x 292 mm strk, Incl 2 - 23
2	220165A2		1	TUBO Incl 2, 3, 11, 20 - 22; Not Available As An Assembly; Order Components
2	188028A2		1	TUBO 527.7 mm Length Incl 3
3	124568A2		2	ANEL 69.92mm ID x 77mm OD x 28mm L Bushing
4	188032A2		1	JUNTA 95.3mm Bore, 50.8mm Rod, 82.4mm W
	191747A1		1	KIT DE VEDANTE KIT, Incl 5 - 10, 14A - 17, 21, 22
5	D95144		1	JUNTA EASPADORRO 50.77mm ID x 63.52mm OD x 7.92mm Thk Wiper
6	G101533		1	ANEL DE DESGASTE Split, 50.8mm ID x 53.87mm OD x 25.15mm Thk
	1542876C1		1	KIT DE VEDANTE 50.8mm Rod Rod and Buffer; Incl 7, 8; Not Serviced Separately; Order 191747A1 Seal Kit
7	NSS		1	NO SE VENDE SEPARADO SEAL Rod; Order 191747A1 Seal Kit
8	NSS		1	NO SE VENDE SEPARADO SEAL Buffer; Order 191747A1 Seal Kit
9	238-5237		1	O-RING 0.139" Thk x 3.359" ID, -237, Cl 5, 75 Duro
10	G32126		1	ANEL DE ENCOSTO 89.28mm ID x 95.38mm OD x 1.4mm Thk Backup
11	G109395		2	PARAFUSO Hex, #8 - 32 x 3/8"
12	87413722		1	HASTE CILINDRO 51 mm (2 in) dia, Incl 13, 13A
13	137248A1		1	ANEL 50.79mm ID x 80.96mm OD x 44.45mm W
13A	100-21315		2	ANEL 3.156", Int, #315
14	188034A3		1	PISTÃO 94.95mm Bore, 50.83mm Rod, 116mm W
14A	191252A1		1	ANEL VEDADOR 85.9mm ID x 95.3mm OD x 4.7mm Thk Cast Iron

35.739.02	01	p2	1/2017

CONJUNTO DO CILINDRO - OSCILAÇÃO DA RETROESCAVADORA

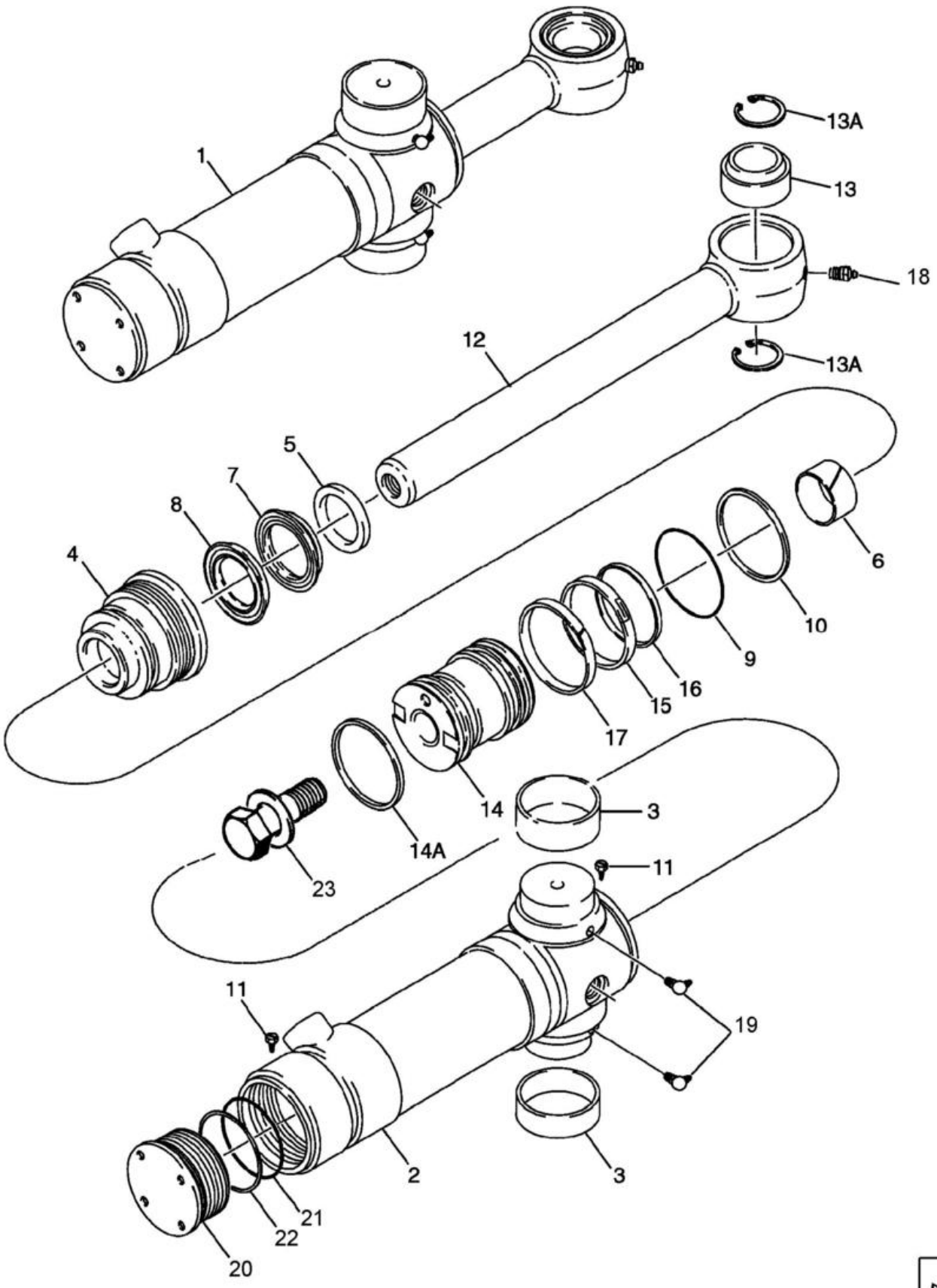

CONJUNTO DO CILINDRO - OSCILAÇÃO DA RETROESCAVADORA

REF FN	PART NUMBER	YR/SN	QTY	DESCRIPTION
15	1340762C1		1	VEDANTE 92mm ID x 96.5mm OD x 6.9mm Thk
16	1340763C1		1	ANEL Square, 5.28mm Thk x 81.74mm ID
17	1980245C1		1	ANEL VEDADOR 89mm ID x 95.2mm OD x 12.5mm Thk
18	219-1		1	COPO DE LUBRIFICAÇÃO 1/8" - 27 NPTF
19	219-55		2	COPO DE LUBRIFICAÇÃO 90 Degree Elbow, 1/8" - 27 NPTF
	188035A1		1	TAMPA CILINDRO Incl 20 - 22; Not Available As An Assembly, Order Components
20	188036A1		1	TAMPÃO Ductile Iron End
21	238-5239		1	O-RING 0.139" Thk x 3.609" ID, -239, Cl 5, 75 Duro
22	G109299		1	ANEL DE ENCOSTO 94.87mm ID x 97.67mm OD x 1.4mm Thk
23	86982439		1	PARAFUSO ESPECIAL Hex, 14, 1 x 4" 1 x 4,0; Incl. Washer

35.740.01	01	p1	1/2017

SISTEMA HIDRÁULICO - RETROESCAVADEIRA (SEM BRAÇO EXTENSÍVEL)

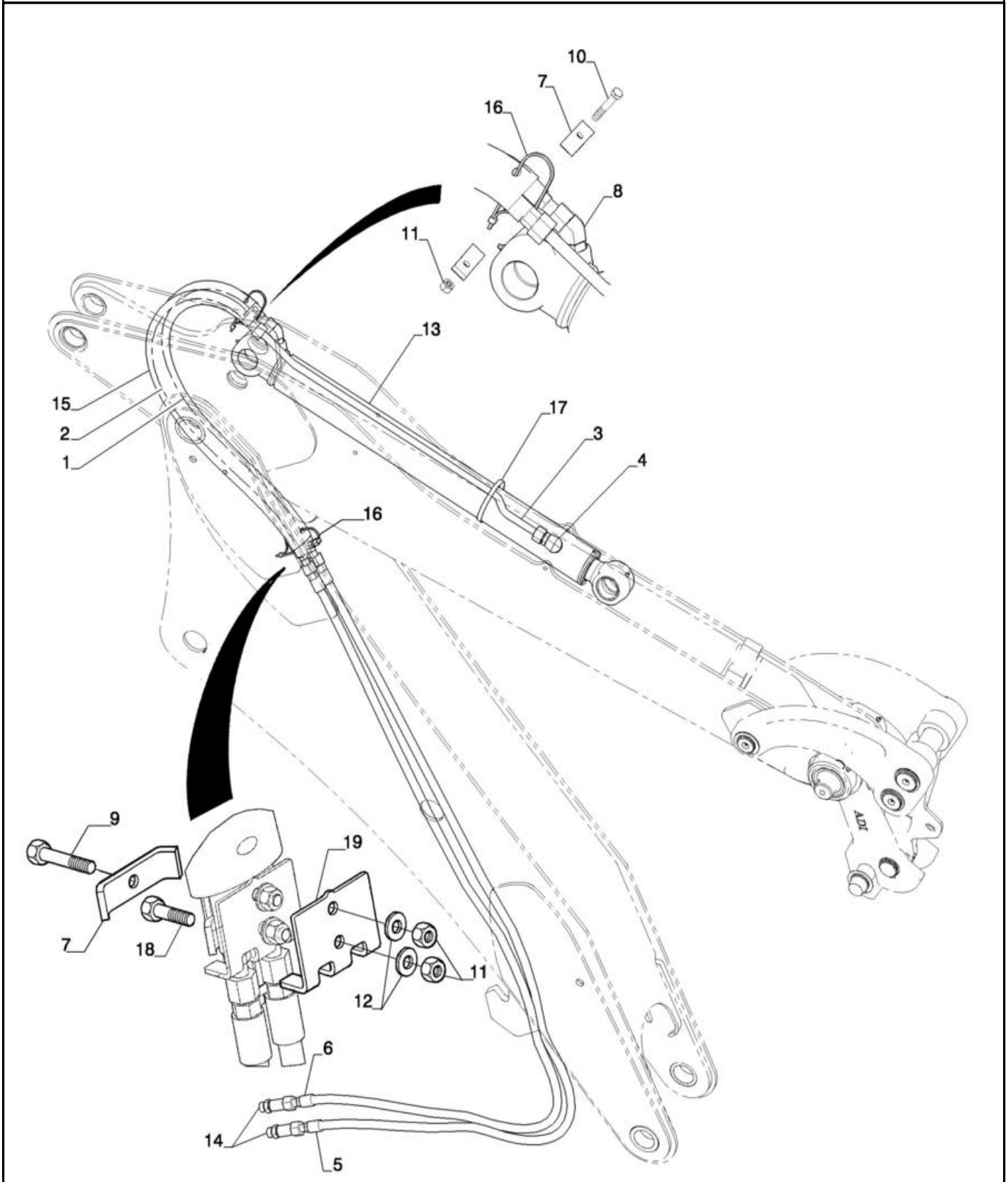

SISTEMA HIDRÁULICO - RETROESCAVADEIRA (SEM BRAÇO EXTENSÍVEL)

REF FN	PART NUMBER	YR/SN	QTY	DESCRIPTION
1	84266069		1	MANGUEIRA CONJUNTO 12.5mm ID x 1241mm L Bucket Head
2	84266070		1	MANGUEIRA CONJUNTO 12.5mm ID x 1248mm L Bucket Rod
3	84319950		1	TUBO Bucket Cylinder Rod
4	201-103		1	CONECTOR HID. 1" - 14 Male ORFS x 7/8" - 14 Male ORB
5	84319552		1	MANGUEIRA 12.5mm ID x 2734mm L Valve to Bucket Cylinder Head
6	84319555		1	MANGUEIRA 12.5mm ID x 2696mm L Valve to Bucket Cylinder Rod
7	D143846		4	BRAÇADEIRA
8	201-377		1	COTOVELO 45 Degree Elbow, 13/16" - 16 Male ORFS x 7/8" - 14 Male ORB
9	43144		1	PARAFUSO Hex, M10 x 70mm, Cl 8.8
10	120070		1	PARAFUSO Hex, M10 x 1.5 x 60mm, Cl 8.8
11	412141		3	PORCA M10 x 1.5, Cl 8
12	87655046		1	ANILHA ESPECIAL 10.65mm ID x 23mm OD x 2.2mm Thk
13	84421594		1	CILINDRO HIDRÁULICO Double Acting, 57.2mm Rod, 897.9mm Stroke Bucket
13	84421594R		1	REVISION CILINDRO HD 580N LOADER BACKHOE (BRAZIL), Bucket, W/O EXTENDABLE DIPPER (1/12-)
13	84421594C		1	CILINDRO HIDRAULICO Return Number
14	87393627		2	CONECTOR HID.
15	84321337		1	MANGA 1245mm L
16	L18331		2	BRAÇADEIRA DE CABO 375.9mm L, Nylon CABLE STRAP
17	214-1472		1	BRACADEIRA MANGUEIRA #72, 4.06" - 5", Type F Worm
18	43140		1	PARAFUSO Hex, M10 x 1.5 x 30mm, Cl 8.8
19	84408246		1	BRACADEIRA MANGUEIRA

580N-RETRO-CARREGADORA (BRASIL)

35.740.01	02	p1	1/2017

SISTEMA HIDRÁULICO - RETROESCAVADEIRA (COM BRAÇO EXTENSÍVEL)

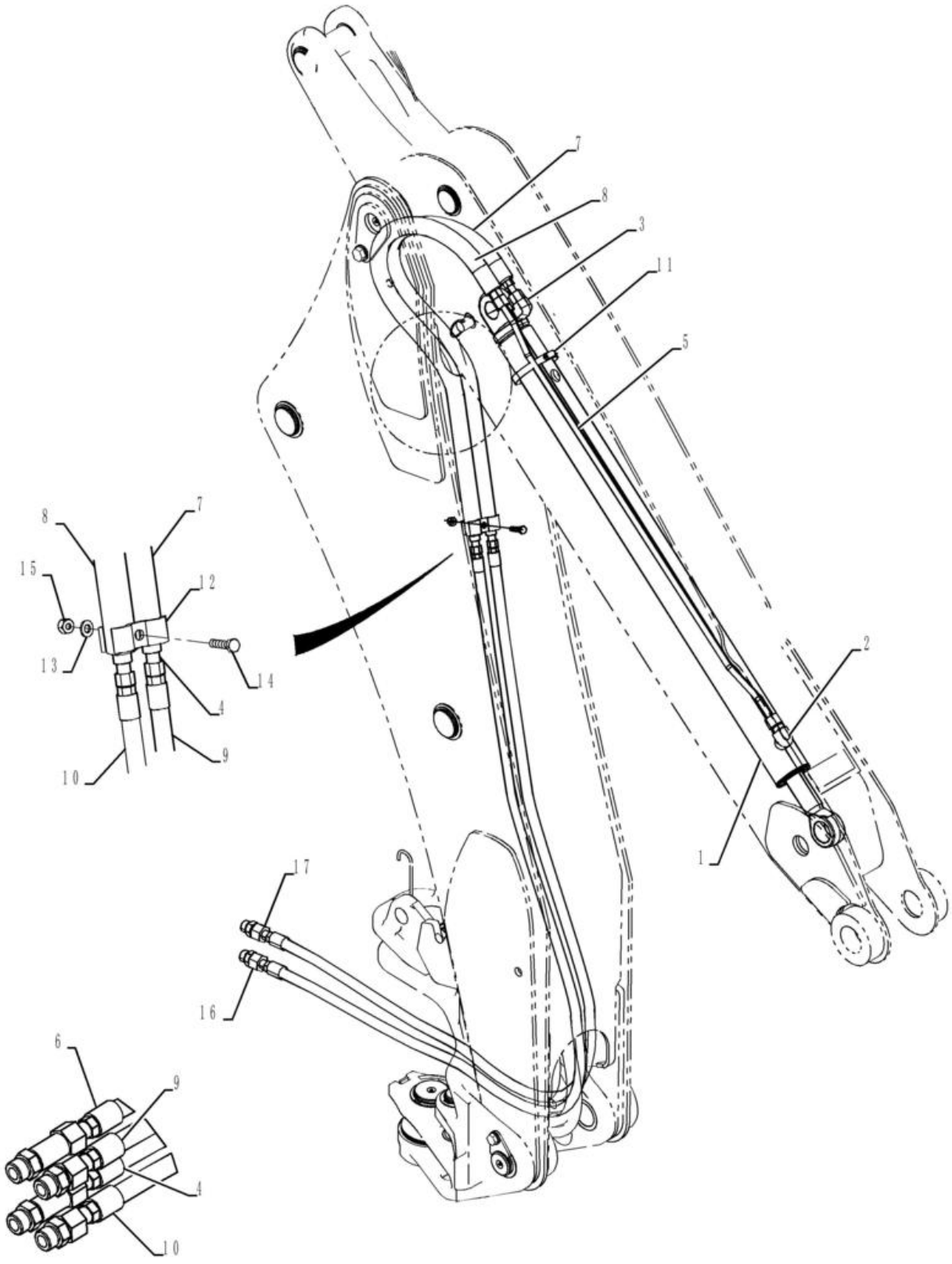

SISTEMA HIDRÁULICO - RETROESCAVADEIRA (COM BRAÇO EXTENSÍVEL)

REF FN	PART NUMBER	YR/SN	QTY	DESCRIPTION
1	84421678		1	CILINDRO HIDRÁULICO Double Acting, 44.4mm Rod, 1068mm Stroke
2	201-103		1	CONECTOR HID. 1" - 14 Male ORFS x 7/8" - 14 Male ORB
3	87675522		1	COTOVELO 90 90 Degree 1"-14 x 7/8"-14 Adj ORFS
4	84257611		1	MANGUEIRA HIDRÁULICA 15.88mm ID x 2755mm L, SAE 100R16
5	84295701		1	TUBAGEM HIDRÁULICO
6	84281616		1	MANGUEIRA CONJUNTO 15.88mm ID x 2800mm L, SAE 100R16
7	84343076		1	MANGUEIRA 12.5mm ID x 958mm L
8	84343074		1	MANGUEIRA 12.5mm ID x 945mm L
9	84257618		1	MANGUEIRA HIDRÁULICA 16mm ID x 2750mm L
10	84263639		1	MANGUEIRA CONJUNTO 16mm ID x 2766mm L
11	214-3172		1	BRACADEIRA MANGUEIRA 3-3/4" - 4-5/8", HD Worm
12	221525A1		4	CLAMP 26mm ID
13	87655046		7	ANILHA ESPECIAL 10.65mm ID x 23mm OD x 2.2mm Thk
14	223-31		1	FUSÍVEL 10 Amp, Type 3AG
15	86500689		3	PORCA M10 x 1.5, Cl 10
16	9840535		2	CONECTOR HID. 1-3/16" - 12 ORFS x 1-1/16" - 12 ORB
17	87393627		2	CONECTOR HID.

35.740.01	03	p1	1/2017

CILINDRO - RETROESCAVADEIRA (COM BRAÇO EXTENSÍVEL)



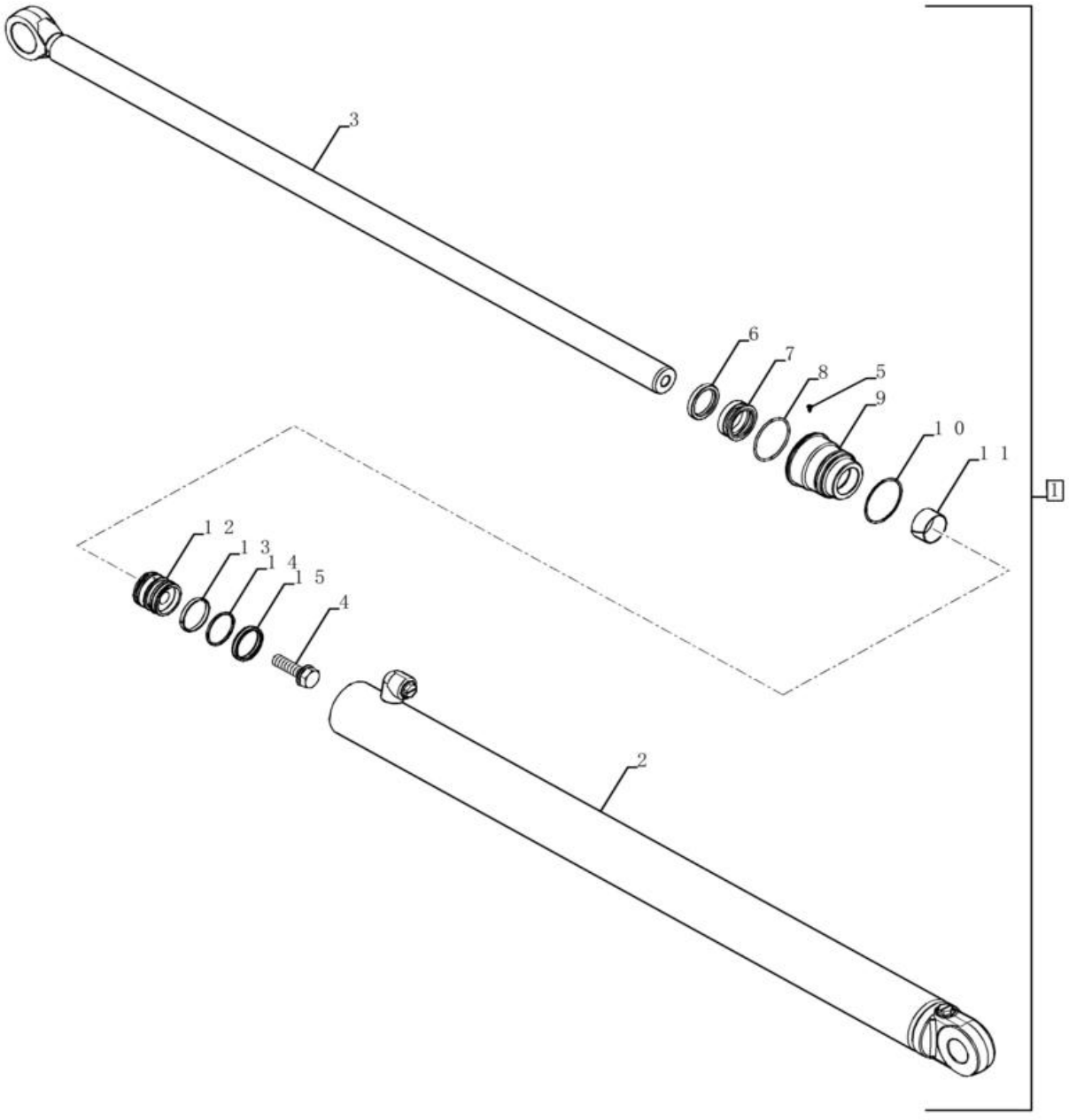

CILINDRO - RETROESCAVADEIRA (COM BRAÇO EXTENSÍVEL)

REF	FN	PART NUMBER	YR/SN	QTY	DESCRIPTION
1		84421678		1	CILINDRO HIDRÁULICO Double Acting, 44.4mm Rod, 1068mm Stroke
2		1340970C1		1	TUBO 76.1mm Bore Dia
3		84159680		1	HASTE 44.4mm OD x 1338.2mm L
4		86982435		1	PARAFUSO ESPECIAL 3/4" - 16 x 2-1/2"
5		G109395		1	PARAFUSO Hex, #8 - 32 x 3/8"
6		D95143		1	JUNTA EASPADORRO 44.42mm ID x 57.17mm OD x 7.92mm Thk
7		1542875C1		1	KIT DE VEDANTE 44.4mm Rod
8		238-5231		1	O-RING 0.139" Thk x 2.609" ID, -231, CI 5, 75 Duro
9		297281A1		1	JUNTA
10		G109298		1	ANEL 69.47mm ID x 75.57mm OD x 1.4mm Thk
11		G102425		1	CASQUILHO 44.45mm ID x 47.45mm OD x 25.1mm Thk
12		G107277		1	PISTÃO
13		G100443		1	VEDANTE 67.9mm ID x 77.1mm OD x 6.8mm Thk
14		G100444		1	ANEL VEDADOR Square, 5.28mm Thk x 62.61mm ID
15		G100449		1	ANEL DE DESGASTE Split, 69.85mm ID x 76.2mm OD x 9.52mm Thk

35.740.02	01	p1	1/2017

HYDRAULICS - BACKHOE EXTENDABLE DIPPER (580N)

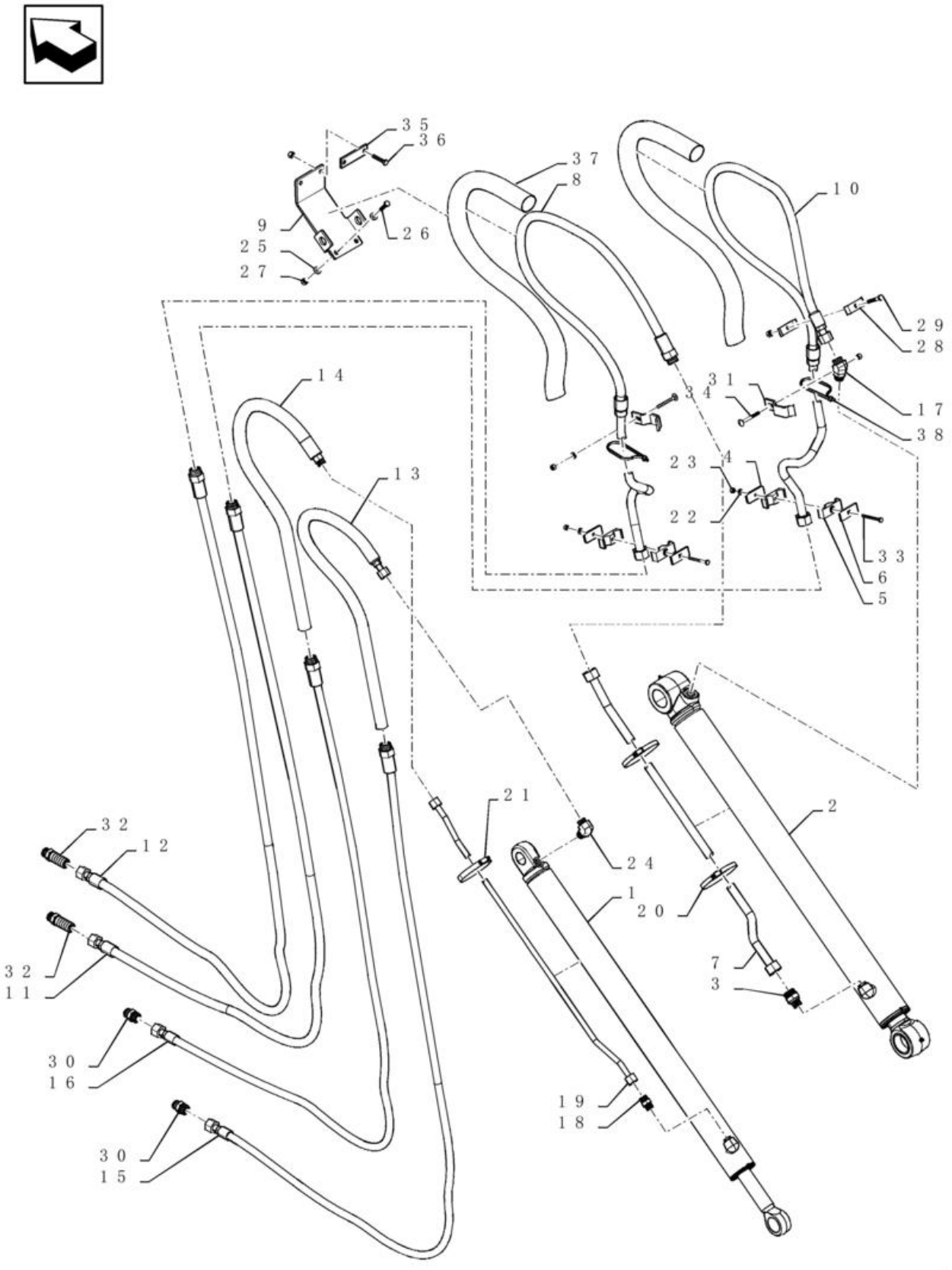

HYDRAULICS - BACKHOE EXTENDABLE DIPPER (580N)

REF	FN	PART NUMBER	YR/SN	QTY	DESCRIPTION
1		84421678		1	CILINDRO HIDRÁULICO Double Acting, 44.4mm Rod, 1068mm Stroke Extendable Dipper
2		84421594		1	CILINDRO HIDRÁULICO Double Acting, 57.2mm Rod, 897.9mm Stroke Bucket
2		84421594R		1	REVISION CILINDRO HD 580N LOADER BACKHOE (BRAZIL), Bucket, BACKHOE EXTENDABLE DIPPER (1/12-)
2		84421594C		1	CILINDRO HIDRAULICO Return Number
3		9840534		1	CONECTOR HID. 1-3/16" - 12 ORFS x 7/8" - 14 ORB
4		84342644		2	CHAPA
5		87000146		2	BRAÇADEIRA
6		84283495		2	CORREIA DE FIXAÇÃO
7		84305540		1	TUBO Bucket Cylinder Rod
8		84283822		1	TUBAGEM HIDRÁULICO Bucket Cylinder Rod
9		84359870		1	SUPORTE
10		84283823		1	TUBAGEM HIDRÁULICO Bucker Cylinder Head
11		84257611		1	MANGUEIRA HIDRÁULICA 15.88mm ID x 2755mm L, SAE 100R16 Valve to Bucket Cylinder Head
12		84281616		1	MANGUEIRA CONJUNTO 15.88mm ID x 2800mm L, SAE 100R16 Valve to Bucket Cylinder Rod
13		84343076		1	MANGUEIRA 12.5mm ID x 958mm L EHOE Cylinder Head
14		84343074		1	MANGUEIRA 12.5mm ID x 945mm L EHOE Cylinder Rod
15		84263639		1	MANGUEIRA CONJUNTO 16mm ID x 2766mm L Valve to EHOE Cylinder Head
16		84257618		1	MANGUEIRA HIDRÁULICA 16mm ID x 2750mm L Vavle to EHOE Cylinder Rod
17		201-352		1	COTOVELO 45 Degree Elbow, 1-3/16" - 12 Male ORFS x 7/8" - 14 Male ORB
18		201-103		1	CONECTOR HID. 1" - 14 Male ORFS x 7/8" - 14 Male ORB

580N-RETRO-CARREGADORA (BRASIL)

35.740.02	01	p2	1/2017

HYDRAULICS - BACKHOE EXTENDABLE DIPPER (580N)

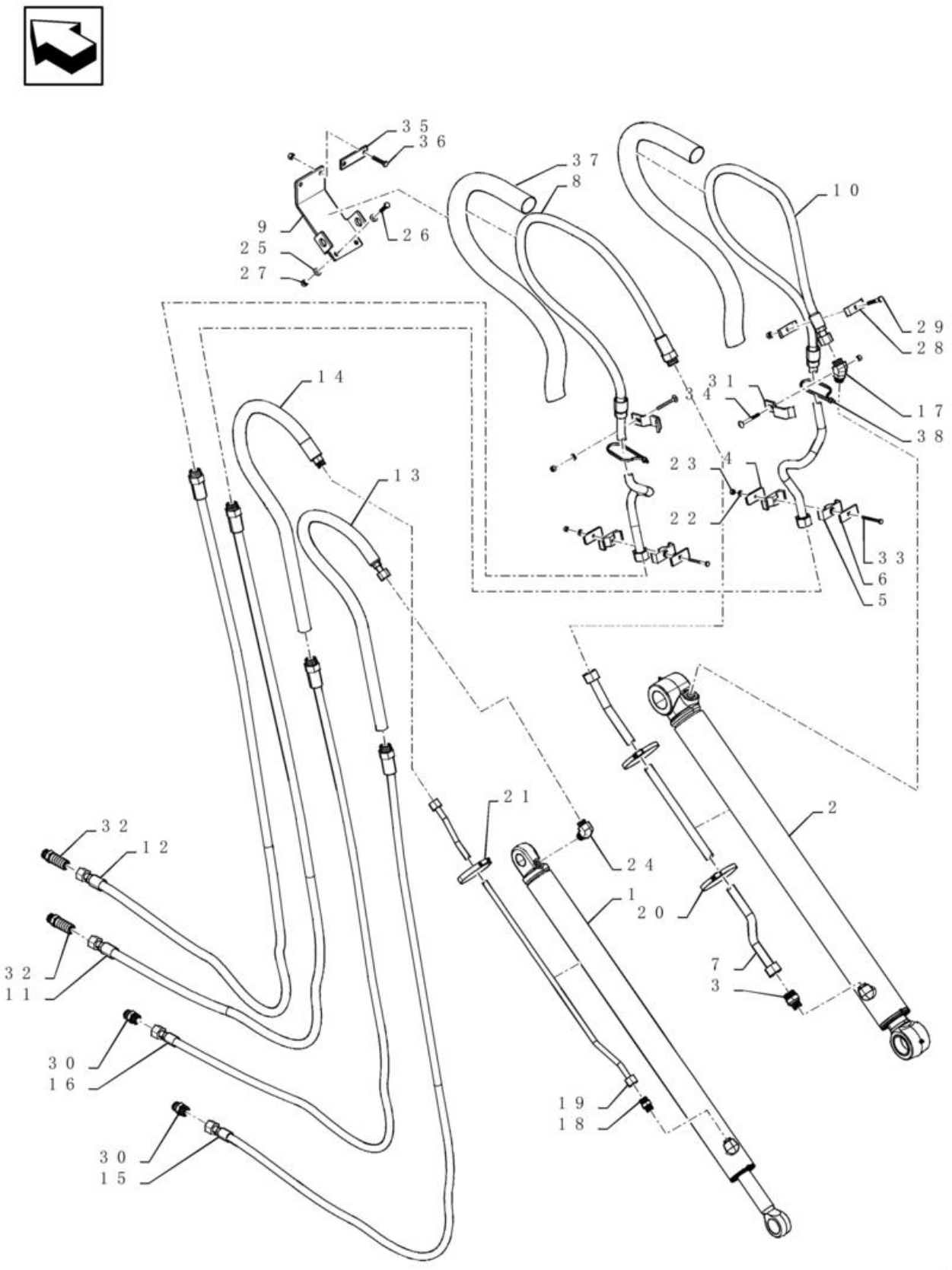

HYDRAULICS - BACKHOE EXTENDABLE DIPPER (580N)

REF FN	PART NUMBER	YR/SN	QTY	DESCRIPTION
19	84295701		1	TUBAGEM HIDRÁULICO EHOE Cylinder Rod
20	214-1472		2	BRACADEIRA MANGUEIRA #72, 4.06" - 5", Type F Worm
21	214-3172		1	BRACADEIRA MANGUEIRA 3-3/4" - 4-5/8", HD Worm
22	87655042		4	ANILHA ESPECIAL 8.8mm ID x 17.5mm OD x 2.2mm Thk
23	412250		4	PORCA M8 x 1.25, Cl 8
24	87675522		1	COTOVELO 90 90 Degree 1"-14 x 7/8"-14 Adj ORFS
25	87655046		4	ANILHA ESPECIAL 10.65mm ID x 23mm OD x 2.2mm Thk
26	120112		2	PARAFUSO Hex, M10 x 1.5 x 40mm, Cl 8.8, Full Thd
27	412141		5	PORCA M10 x 1.5, Cl 8
28	D143846		2	BRAÇADEIRA
29	120071		1	PARAFUSO Hex, M10 x 65, 8.8
30	9840535		2	CONECTOR HID. 1-3/16" - 12 ORFS x 1-1/16" - 12 ORB
31	84367726		2	BRAÇADEIRA 3/4" Clamping tube
32	87393627		2	CONECTOR HID.
33	120108		2	PARAFUSO Hex, M8 x 1.25 x 80mm, Cl 8.8, Full Thd
34	300660		2	PARAFUSO M8 x 1.25 x 70mm, Cl 8.8
35	101479A1		1	SUPORTE
36	120113		2	PARAFUSO Hex, M10 x 1.5 x 50mm, Cl 8.8, Full Thd
37	84373395		2	MANGA DE PROTECÇÃO 72.4mm ID x 1105mm L Protective Sleeve
38	L18331		2	BRAÇADEIRA DE CABO 375.9mm L, Nylon CABLE STRAP

35.750.01	01	p1	1/2017

SISTEMA HIDRÁULICO - RESERVATÓRIO

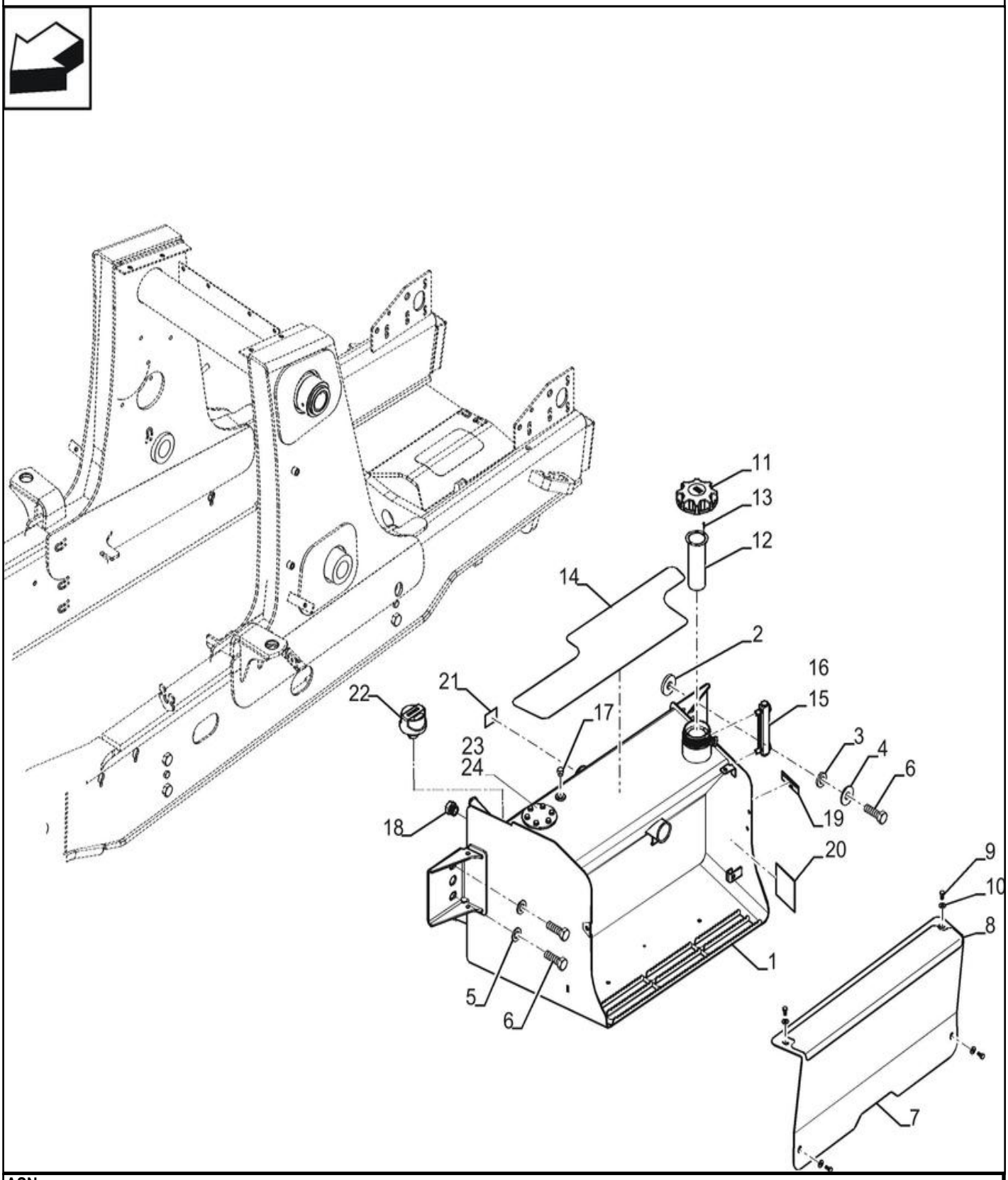

ASN -

SISTEMA HIDRÁULICO - RESERVATÓRIO

REF FN	PART NUMBER	YR/SN	QTY	DESCRIPTION
1	84515492		1	RESERVATÓRIO DE ÓLEO Até chassi
1	48007123		1	DEPÓSITO A partir do chassi
2	87360280		1	ESPAÇADOR 22mm ID x 57mm OD x 8.25 Th
3	185926A1		2	ESPAÇADOR 21mm x 40mm x 6.6mm Th
4	302358A1		2	ANILHA 21mm ID x 54mm OD x 4mm Th
5	87655047		2	ANILHA ESPECIAL 21.25mm ID x 38.10mm OD x 4.20mm Thk
6	627-20060		4	PARAFUSO Hex, M20 x 2.5 x 60mm, Cl 10.9, Full Thd
7	84281665		1	COVER Bateria, Até chassi
7	47959531		1	COBERTURA Bateria, A partir do chassi
8	87719444		1	FITA ANTI-DESLIZAMEN
9	614-8016		4	PARAFUSO Hex, M8 x 1.25 x 16mm, Cl 8.8, Full Thd
10	895-15008		4	ANILHA 9mm ID x 20mm OD x 1.6mm Thk
11	84298013		1	TAMPÃO 128.8mm D
12	47713922		1	REDE DE FILTRO
13	86625195		2	PARAFUSO Pan Head, #6 - 32 x 5/8"
14	84295099		1	FITA ANTI-DESLIZAMEN
14	D55216		1	ESPAÇADOR 2" x 9"
15	226456A1		1	INDICADOR DE NÍVEL
16	345-49		1	VEDANTE
17	218-5155		1	TAMPÃO 9/16" - 18 ORB
18	218-5158		1	TAMPÃO Hex Hd, 1 1/16"-12 ORB
19	321-229		1	DECAL
20	87673270		1	TIRA ADESIVA
21	NS		1	PEÇA NÃO FORNECIDA Tank Identification Label
22	84329587		1	RESPIRADOURO
23	87666894		1	COBERTURA Top of tank (Not Shown)
24	87666896		1	JUNTA 110mm OD, 50mm ID, 18mm ID Top of tank (Not Shown)

35.750.02	01	p1	1/2017

SISTEMA HIDRÁULICO - RESERVATÓRIO, CAIXA DE FERRAMENTAS

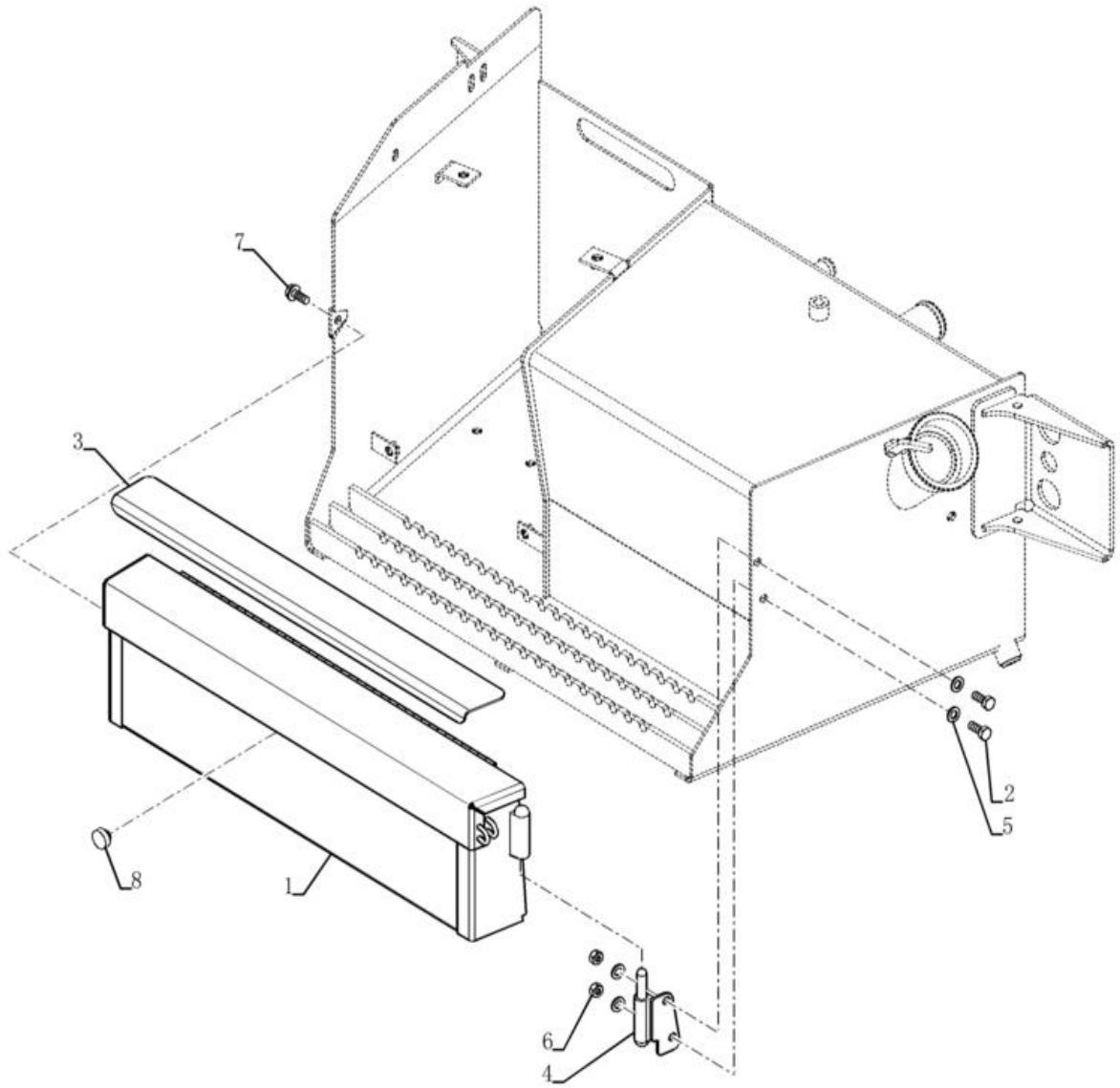

SISTEMA HIDRÁULICO - RESERVATÓRIO, CAIXA DE FERRAMENTAS

REF FN	PART NUMBER	YR/SN	QTY	DESCRIPTION
1	47400283		1	CAIXA DE FERRAMENTAS Até chassi
1	47945956		1	CAIXA DE FERRAMENTAS A partir do chassi
2	614-10025		2	PARAFUSO Hex, M10 x 1.5 x 25mm, Cl 8.8
3	87694065		1	FITA ANTI-DESLIZAMEN
4	382202A2		1	DOBRADIÇA Até chassi
4	47959725		1	DOBRADIÇA A partir do chassi
5	895-11010		4	ANILHA 11mm ID x 20mm OD x 2mm Thk
6	829-1410		2	PORCA M10 x 1.5, Cl 10.9
7	121856A1		1	PARAFUSO Hex, M10 x 1.5 x 30mm, Cl 10.9
8	L60224		1	PÁRA-CHOQUES

35.750.03	01	p1	1/2017

SISTEMA HIDRÁULICO - FILTRO

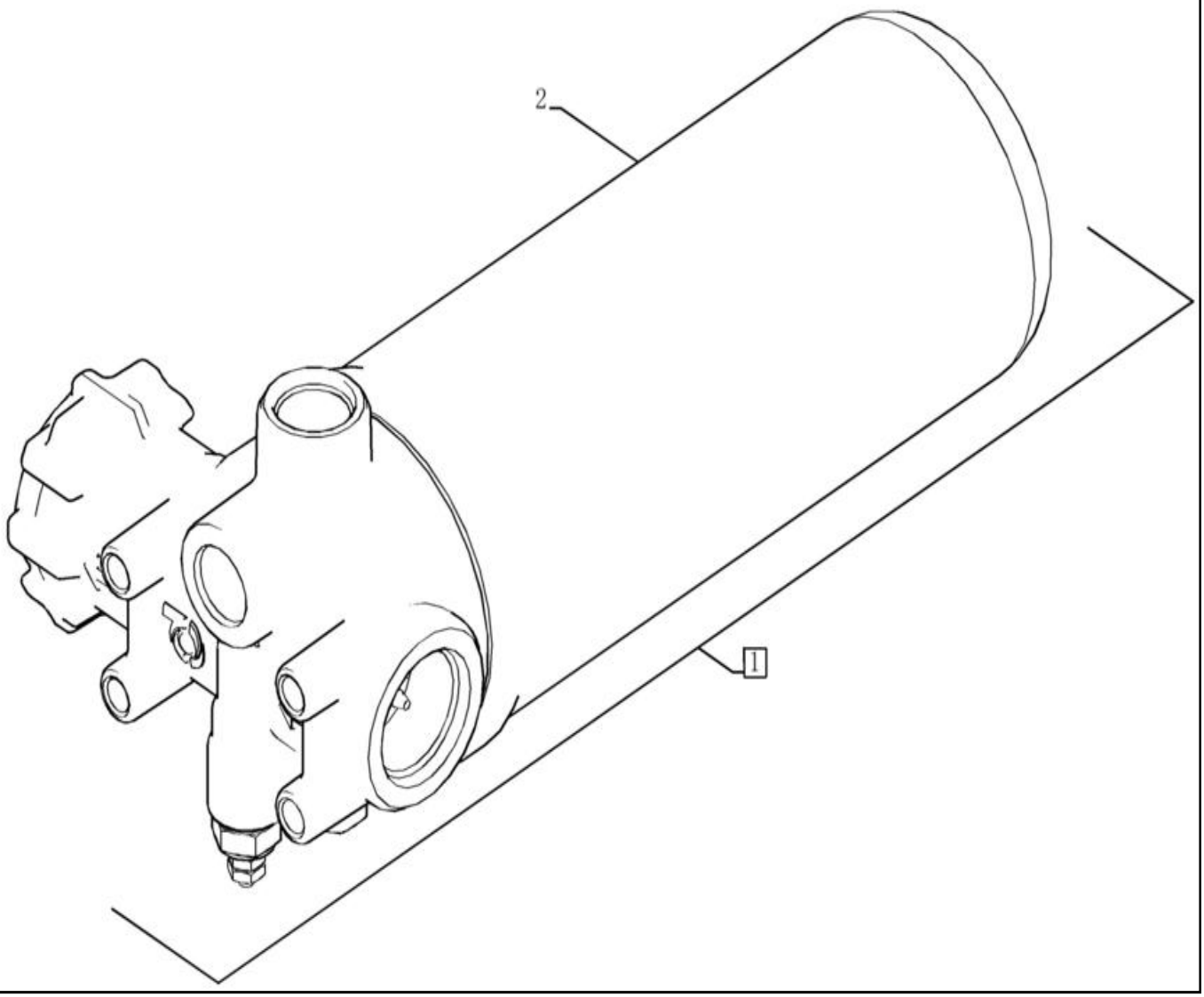

SISTEMA HIDRÁULICO - FILTRO

REF	FN	PART NUMBER	YR/SN	QTY	DESCRIPTION
1		84248499		1	FILTRO OLEO HIDRAUL. Hydraulic, bypass
2		84255607		1	FILTRO OLEO HIDRAUL. Spin-on, M87 x 2.5, 98.8mm OD x 239.8mm L Spin-on
3		84274694		1	ANEL DE DESGASTE 3.45" ID x 3.94" OD x 0.05" Thk (Not Shown)

35.750.04	01	p1	1/2017

SISTEMA HIDRÁULICO - PROTEÇÃO DO FILTRO

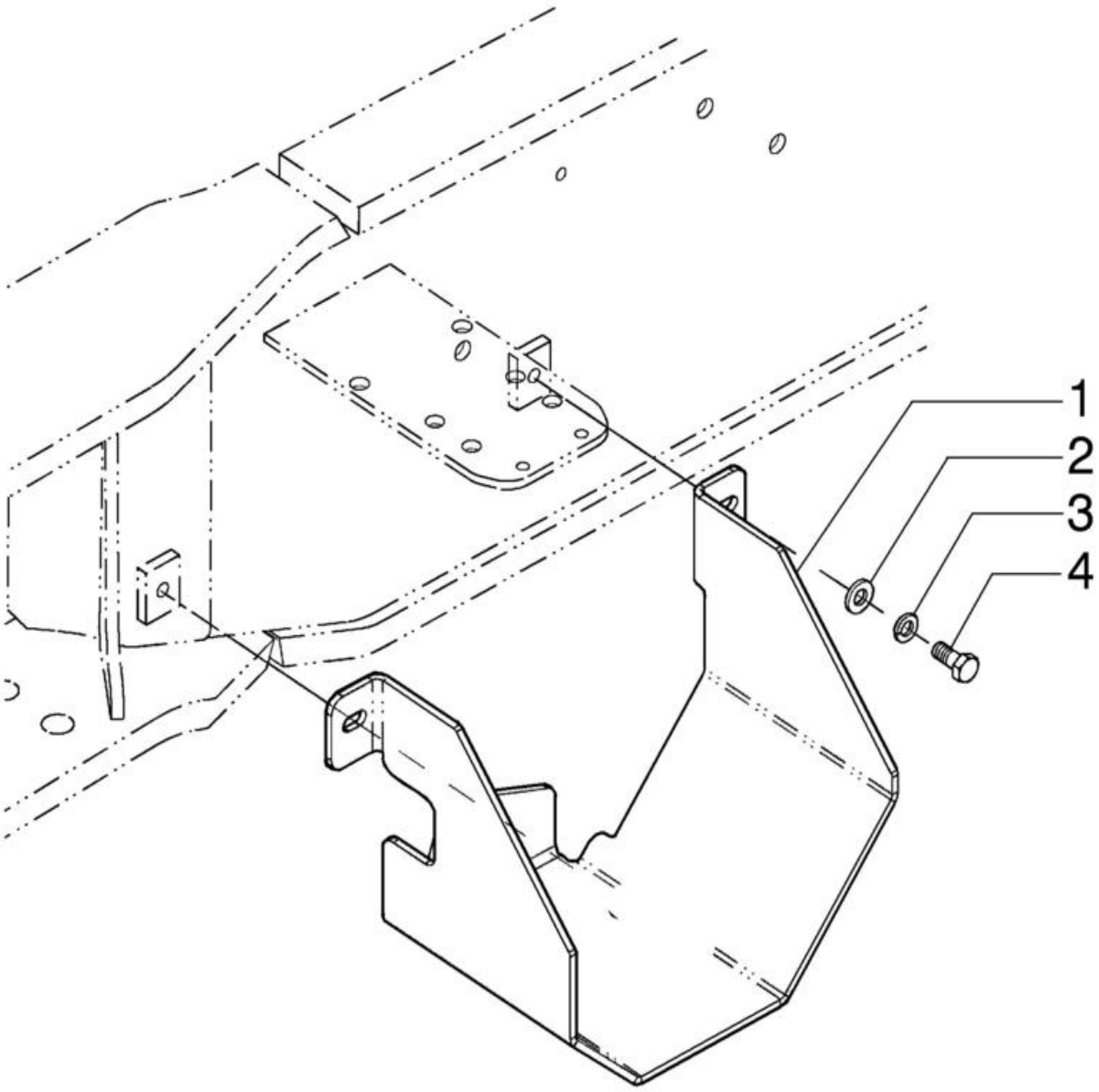

SISTEMA HIDRÁULICO - PROTEÇÃO DO FILTRO

REF FN	PART NUMBER	YR/SN	QTY	DESCRIPTION
1	84416396		1	PROTECÇÃO
2	86625252		2	ANILHA 10.8mm ID x 21.5mm OD x 2.5mm Thk
3	140028		2	ANILHA 10.2mm ID x 18.1mm OD x 2.2mm Thk
4	300383		2	PARAFUSO Hex, M10 x 1.5 x 16mm, Cl 8.8, Full Thd

SECTION INDEX

Engates, barras de tracção e acopladores de alfaias

37.140.01	01	**CONTRAPESO, DIANTEIRO**

37.140.01	01	p1	1/2017

CONTRAPESO, DIANTEIRO

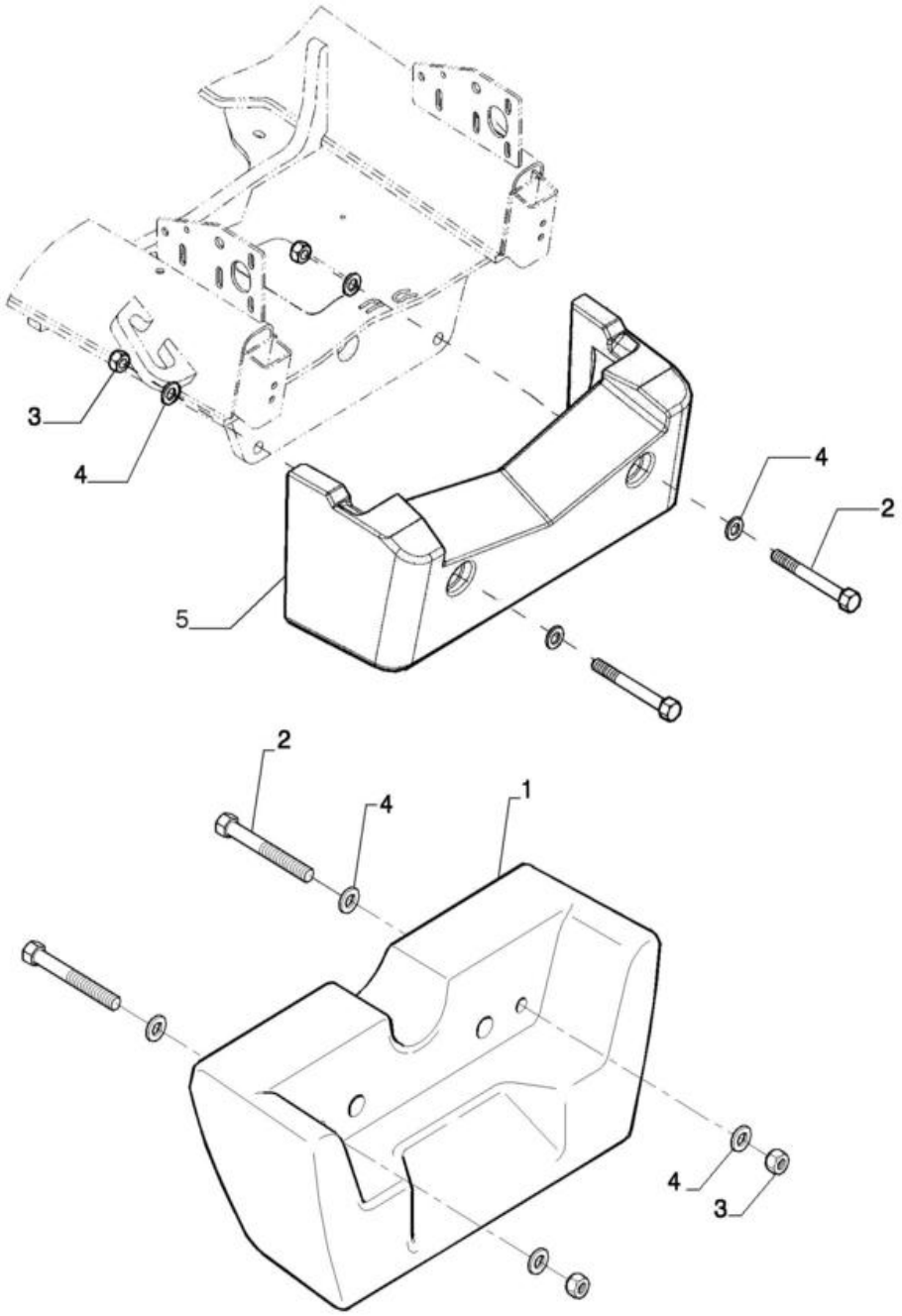

CONTRAPESO, DIANTEIRO

REF FN	PART NUMBER	YR/SN	QTY	DESCRIPTION
1	84254687		1	CONTRAPESO 310 Kg / 700 Lb Até chassi
1	47959453		1	CONTRAPESO 318 Kg / 700 Lb A partir do chassi
2	827-20170		2	PARAFUSO Hex, M20 x 2.5 x 170mm, Cl 10.9
3	829-1420		2	PORCA M20, Cl 10
4	87655047		4	ANILHA ESPECIAL 21.25mm ID x 38.10mm OD x 4.20mm Thk
5	84534623		1	CONTRAPESO 412 Lb, Até chassi
5	47958780		1	CONTRAPESO 412 Lb, A partir do chassi

SECTION INDEX

struturas e lastro

39.100.02	01	**CHASSI / SUPORTES, COBERTURAS - TELA, ENTRADA DE AR**
39.102.01	01	**ESTABILIZADOR**
39.105.01	01	**RETROESCAVADEIRA - BOOM E TORRE DE OSCILAÇÃO**
39.105.02	01	**RETROESCAVADEIRA - BOOM E TORRE DE OSCILAÇÃO**
39.106.01	01	**RETROESCAVADEIRA - PROTEÇÃO DO BRAÇO**
39.121.01	01	**RETROESCAVADEIRA - BRAÇO, EXTENSÍVEL (EXTERNO)**
39.121.02	02	**RETROESCAVADEIRA - BRAÇO EXTENSÍVEL (INTERNO)**
39.121.03	01	**RETROESCAVADEIRA - ACOPLAMENTO E PINOS DA CAÇAMBA**
39.121.04	01	**RETROESCAVADEIRA - ACOPLAMENTO E PINOS DA CAÇAMBA**
39.121.05	01	**RETROESCAVADEIRA - ELO, RETO**
39.121.06	01	**RETROESCAVADEIRA - ACOPLAMENTO HIDRÁULICO**
39.125.01	01	**ESTRUTURA - ELEVAÇÃO DA CARREGADEIRA**
39.125.02	01	**CARREGADEIRA - ARTICULAÇÃO CILINDRO DA CAÇAMBA**

39.100.02	01	p1	1/2017

CHASSI / SUPORTES, COBERTURAS - TELA, ENTRADA DE AR

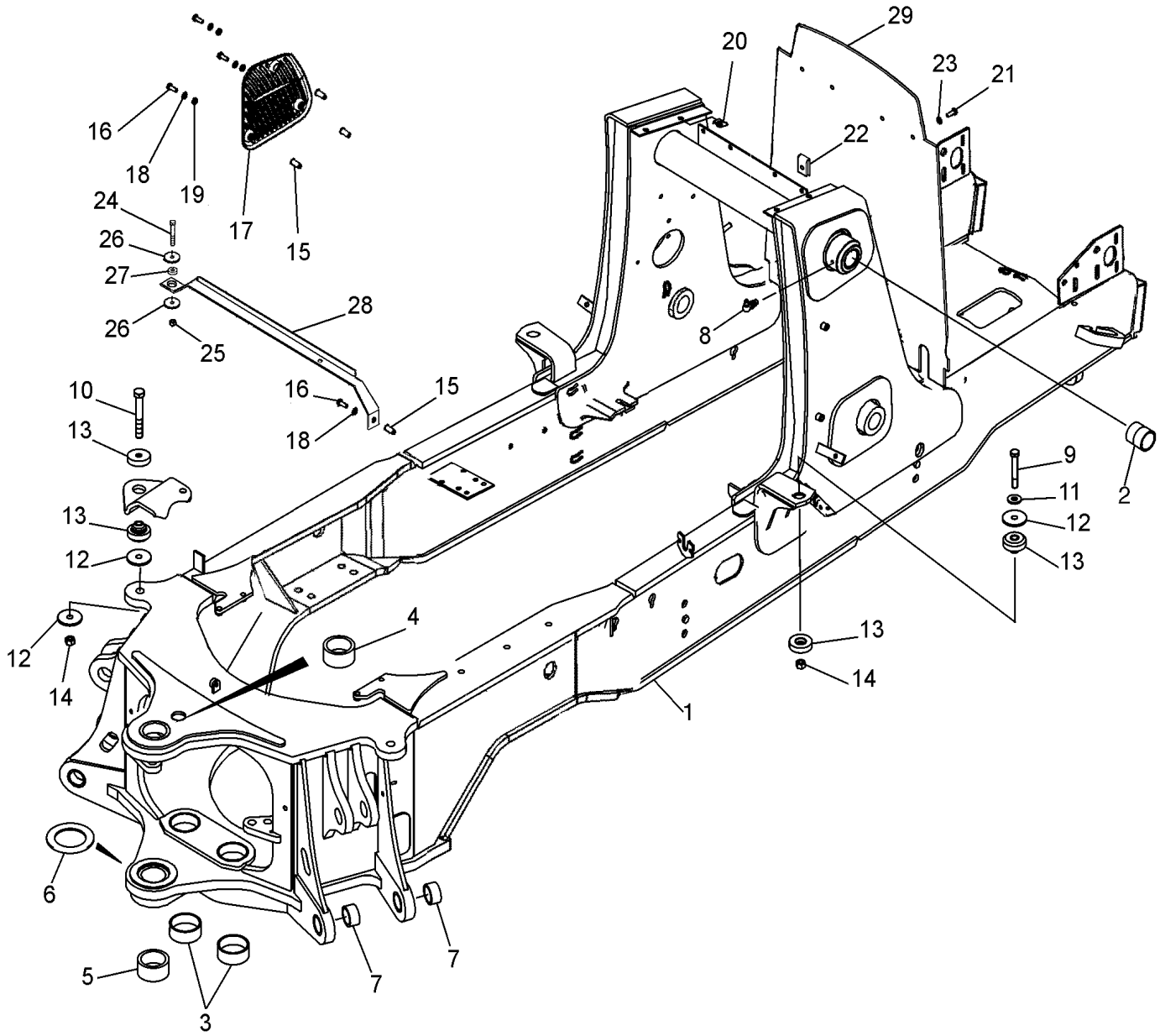

CHASSI / SUPORTES, COBERTURAS - TELA, ENTRADA DE AR

REF FN	PART NUMBER	YR/SN	QTY	DESCRIPTION
1	84409696		1	ESTRUTURA (2-6)
2	84217542		2	CASQUILHO 50.23mm ID x 60mm OD x 55mm L
3	114318A1		2	CASQUILHO 80.19mm ID x 90mm OD x 29.35mm L 80 x 5 x 28.8
4	84226809		1	CASQUILHO 80.19mm ID x 100mm OD x 32mm L
5	84226810		1	CASQUILHO 80.19mm ID x 100mm OD x 38mm L
6	220413A1		1	ESPAÇADOR 93mm ID x 135mm OD x 5mm Thk 93 x 135 x 5 mm; Welded-On
7	84326305		4	CASQUILHO 55.25mm ID x 67.7mm OD x 29mm L
8	219-55		2	COPO DE LUBRIFICAÇÃO 90 Degree Elbow, 1/8" - 27 NPTF
9	827-16085		2	PARAFUSO Hex, M16 x 2 x 85mm, Cl 10.9
10	827-16100		2	PARAFUSO Hex, M16 x 2 x 100mm, Cl 10.9
11	87655044		2	ANILHA ESPECIAL 17.75mm ID x 31.50mm OD x 4.20mm, HTS Boron, ZNM
12	186977A1		6	ANILHA 17mm ID x 70mm OD x 4.5mm Thk 4,5 mm thick
13	411892A1		4	MONTAGEM DE BORRACHA M16; Operator Compartment Pod Mounts
14	829-1416		4	PORCA M16, Cl 10
15	87417383		3	CASQUILHO ROSCADO M8 x 1.25 Nut, M8
16	614-8030		3	PARAFUSO Hex, M8 x 1.25 x 30mm, Cl 8.8, Full Thd
17	87324160		1	FILTRO ; PROTECÇÃO Air Inlet, Plastic, With Slots
18	87655042		3	ANILHA ESPECIAL 8.8mm ID x 17.5mm OD x 2.2mm Thk
19	87310109		3	ESPAÇADOR 9.5 ID x 15 OD x 3.0 mm th
20	833-40310		4	PORCA M10, U
21	806-8025		4	PARAFUSO Hex, M8 x 1.25 x 25mm, Cl 10.9
22	833-40408		4	PORCA M8, U

580N-RETRO-CARREGADORA (BRASIL)

39.100.02	01	p2	1/2017

CHASSI / SUPORTES, COBERTURAS - TELA, ENTRADA DE AR

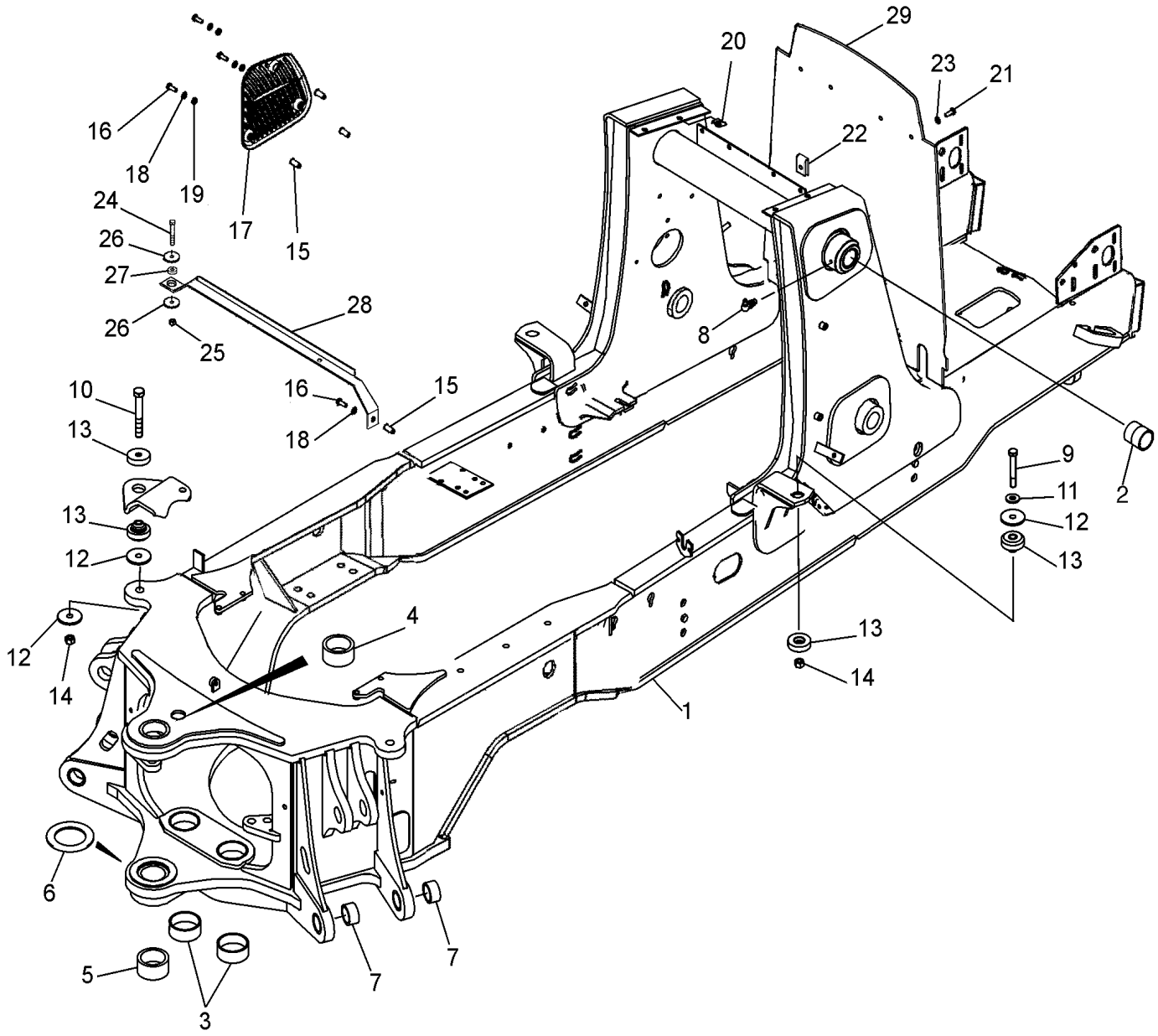

CHASSI / SUPORTES, COBERTURAS - TELA, ENTRADA DE AR

REF FN	PART NUMBER	YR/SN	QTY	DESCRIPTION
23	87687101		4	ANILHA 10.65mm ID x 31mm OD x 3.3mm Thk
24	614-10025		1	PARAFUSO Hex, M10 x 1.5 x 25mm, Cl 8.8
25	829-1410		1	PORCA M10 x 1.5, Cl 10.9
26	87655046		2	ANILHA ESPECIAL 10.65mm ID x 23mm OD x 2.2mm Thk
27	84342280		1	ESPAÇADOR 10.5mm ID x 15.5mm OD x 3mm Thk
28	84254110		1	BRACKET, SUPPORTING
29	87652272		1	CORTINA

39.102.01	01	p1	1/2017

ESTABILIZADOR

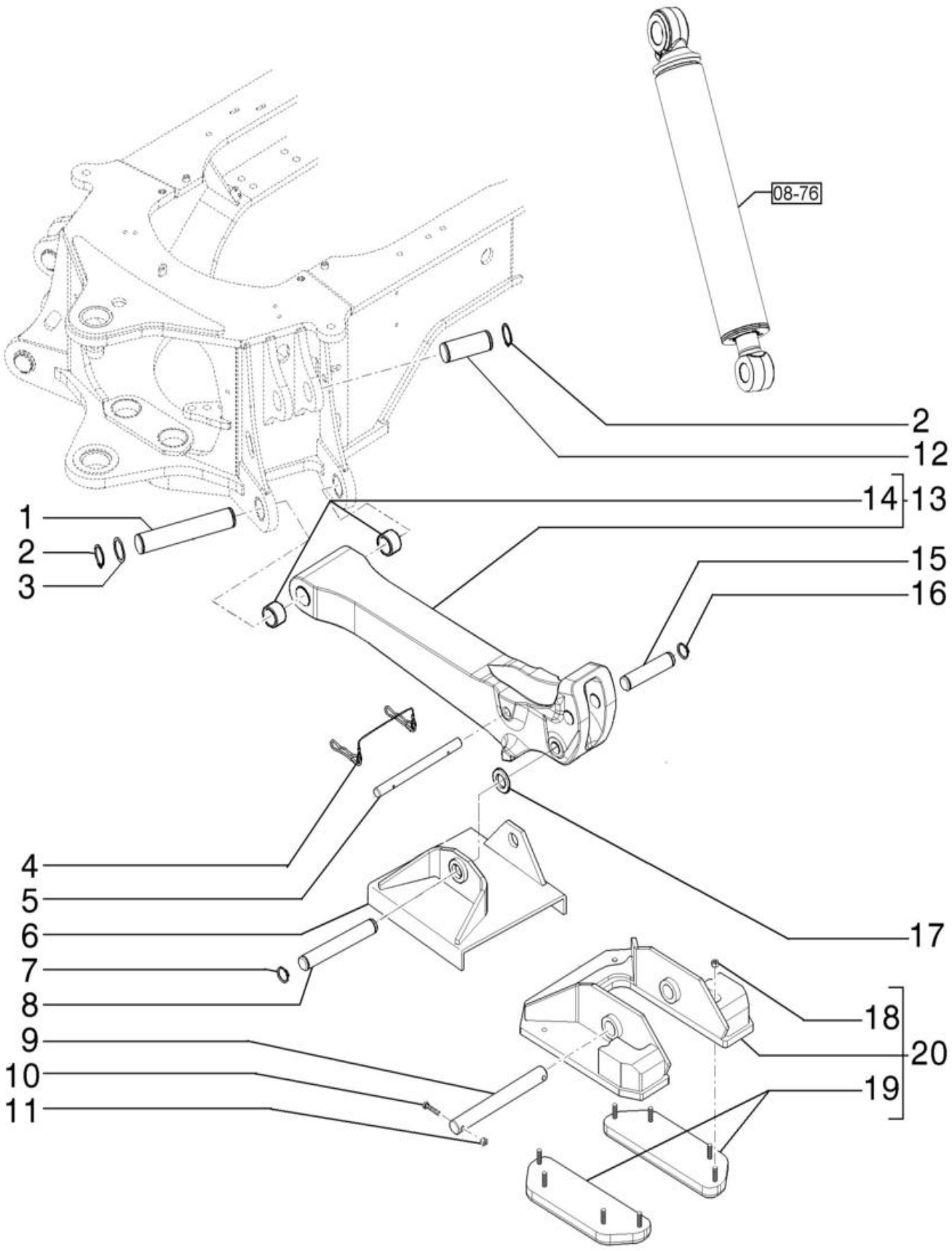

ESTABILIZADOR

REF FN	PART NUMBER	YR/SN	QTY	DESCRIPTION
1	84243665		2	PERNO 54.9mm OD x 305.5mm L
2	84233536		8	ANEL 55mm ID, Ext
3	84231927		8	CALÇO DE AFINAÇÃO 57mm ID x 70mm OD x 2.77mm Thk
4	446454A1		1	PERNO 4.5mm OD x 305mm L
5	87436782		1	PERNO 25.4mm OD x 300mm L
6	87535244		2	CHAPA Até chassi
6	47959670		2	ESPAÇADOR A partir do chassi
7	D25279		4	ANEL M35, Int
8	D28648		2	PERNO 1.5" OD x 10 7/16" L
9	D149033		2	PERNO 38.1mm OD x 323.5mm L
10	814-10050		4	PARAFUSO Hex, M10 x 1.5 x 50mm, Cl 8.8
11	832-10410		4	PORCA M10 x 1.5, Cl 8
12	84243667		2	PERNO 54.9mm OD x 148mm L
13	84300023		2	ESTABILIZADOR Até chassi
13	47959570		2	ESPAÇADOR A partir do chassi
14	84229922		4	CASQUILHO 55.19mm ID x 65mm OD x 38mm L
15	84243668		2	PERNO 44.42mm OD x 188mm L
16	103-16175		4	ANEL #175, Ext
17	D143406		8	WASHER 38.23mm ID x 63.88mm OD x 2.9mm Thk
18	832-41312		16	PORCA M12 x 1.75, Cl 10
19	47432044		4	ESPAÇADOR
20	84290974		2	ESPAÇADOR

39.105.01	01	p1	1/2017

RETROESCAVADEIRA - BOOM E TORRE DE OSCILAÇÃO

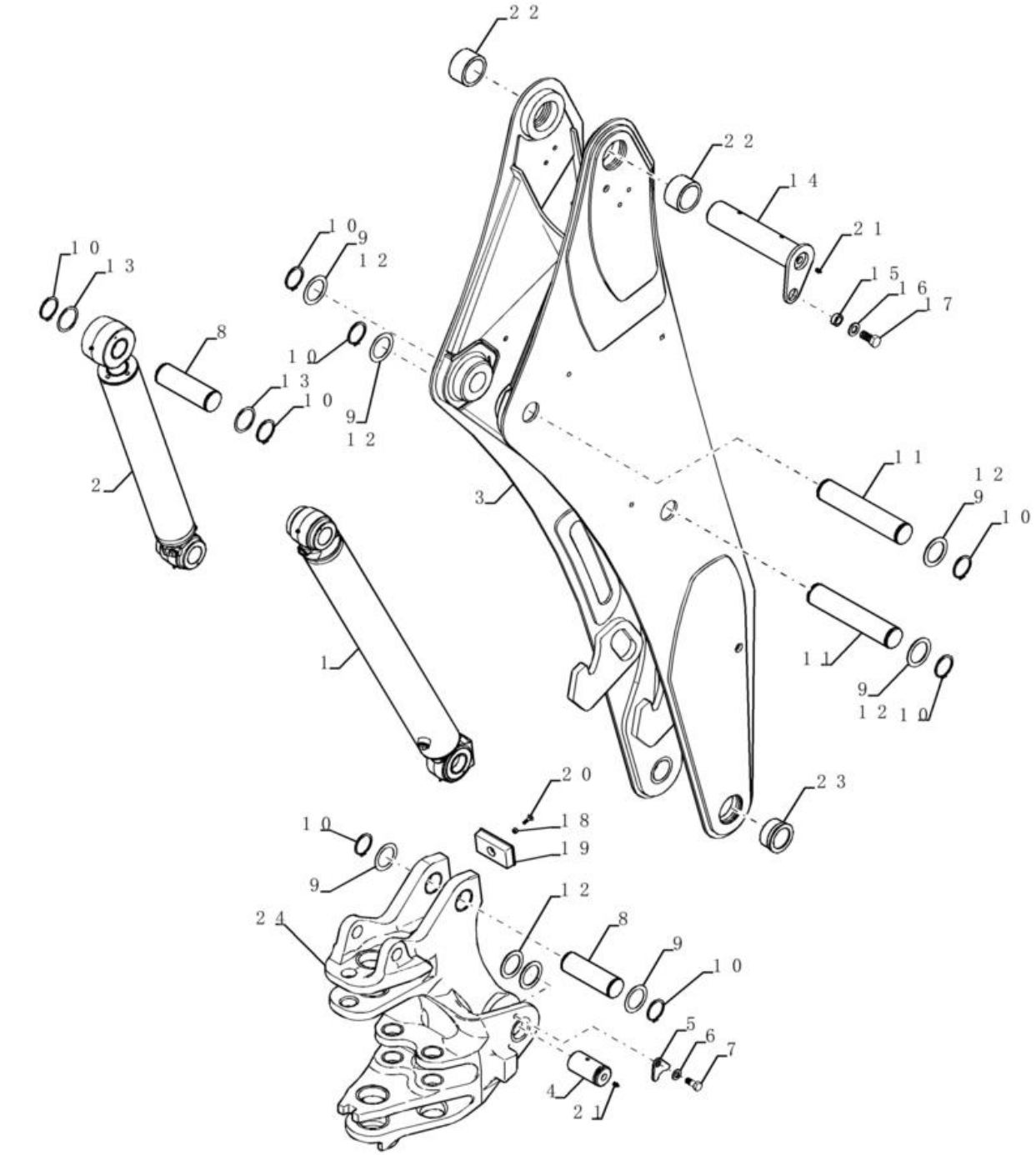

RETROESCAVADEIRA - BOOM E TORRE DE OSCILAÇÃO

REF	FN	PART NUMBER	YR/SN	QTY	DESCRIPTION
1		84551146		1	CILINDRO HIDRÁULICO Double Acting, 57.2mm Rod, 114.3mm Bore, 971.55mm Stroke Boom
2		47458137		1	CILINDRO HIDRÁULICO 57.2mm Rod, 108mm Bore, 628.5mm Stroke Dipper
3		84487462		1	LANÇA With Bushings
4		84248744		2	PERNO 59.9mm OD x 102mm L
5		84246323		2	RETENTOR 18mm ID
6		87655044		2	ANILHA ESPECIAL 17.75mm ID x 31.50mm OD x 4.20mm, HTS Boron, ZNM Washer
7		84246776		2	PARAFUSO TIPO PREV. Hex, M16 x 35mm, Cl 10.9
8		84217317		2	PERNO 59.9mm OD x 192.1mm L
9		123318A1		6	ANILHA 62mm ID x 86mm OD x 1.7mm Thk
10		84224886		8	ANEL 60mm ID, Ext
11		84248656		2	PERNO 59.9mm OD x 302mm L
12		84255579		3	CALÇO DE AFINAÇÃO 62mm ID x 86mm OD x 3mm Thk
13		84224845		2	CALÇO DE AFINAÇÃO 62mm ID x 75mm OD x 1.5mm Thk
14		84520512		1	PERNO 70mm OD x 330mm L
15		122897A1		1	ESPAÇADOR 21mm ID x 31.75mm OD x 12mm L
16		87655047		1	ANILHA ESPECIAL 21.25mm ID x 38.10mm OD x 4.20mm Thk Washer
17		604-20040		1	PARAFUSO Hex, M20 x 40mm, Cl 8.8
18		832-10410		1	PORCA M10 x 1.5, Cl 8
19		84245639		1	PÁRA-CHOQUES
20		711-10040		1	PARAFUSO Short NK, M10 x 40, Cl8.8, Full Thd
21		219-1		5	COPO DE LUBRIFICAÇÃO 1/8" - 27 NPTF
22		84240578		2	CASQUILHO 70mm ID x 90mm OD x 50mm L
23		84246051		2	CASQUILHO 60.19mm ID x 84mm OD x 39.8mm L

580N-RETRO-CARREGADORA (BRASIL)

39.105.02	01	p1	1/2017

RETROESCAVADEIRA - BOOM E TORRE DE OSCILAÇÃO

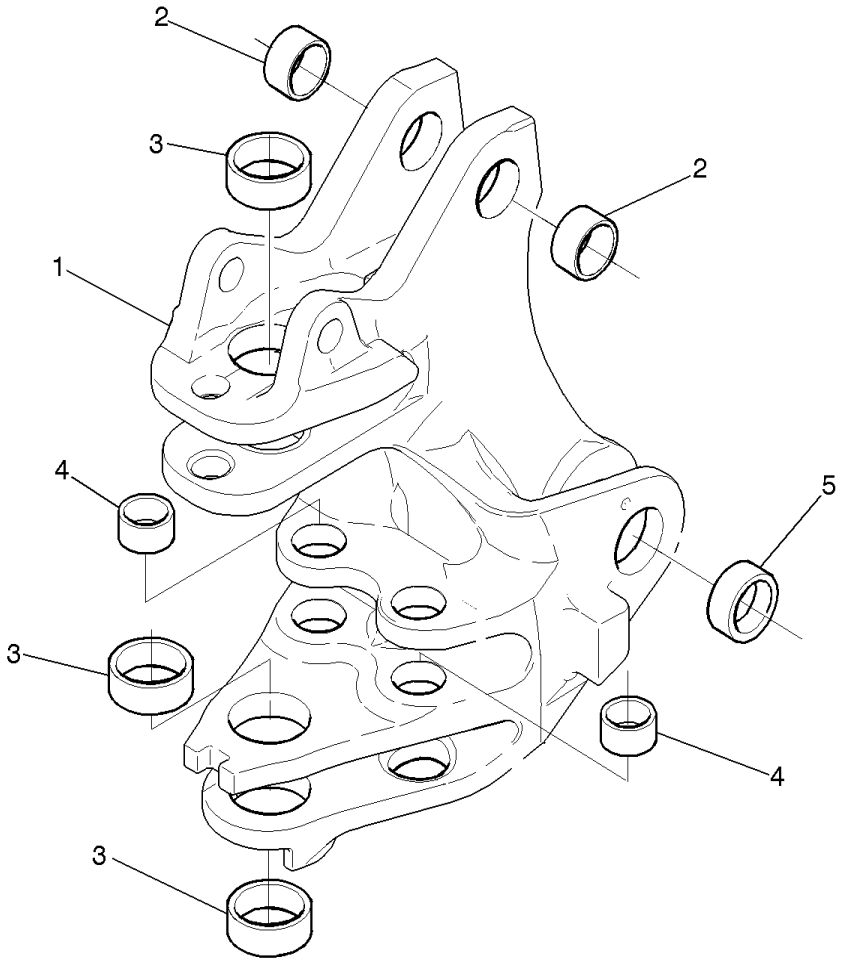

RETROESCAVADEIRA - BOOM E TORRE DE OSCILAÇÃO

REF FN	PART NUMBER	YR/SN	QTY	DESCRIPTION
1	47557261		1	TORRE Boom, Incl 2 - 5
2	84230813		2	CASQUILHO 60.19mm ID x 70mm OD x 36mm L
3	84235607		4	CASQUILHO 80mm ID x 96mm OD x 30mm L
4	135249A1		4	CASQUILHO 50.96mm ID x 63.5mm OD x 28.6mm L
5	84326988		4	CASQUILHO 60.19mm ID x 80mm OD x 24mm L

39.106.01	01	p1	1/2017

RETROESCAVADEIRA - PROTEÇÃO DO BRAÇO

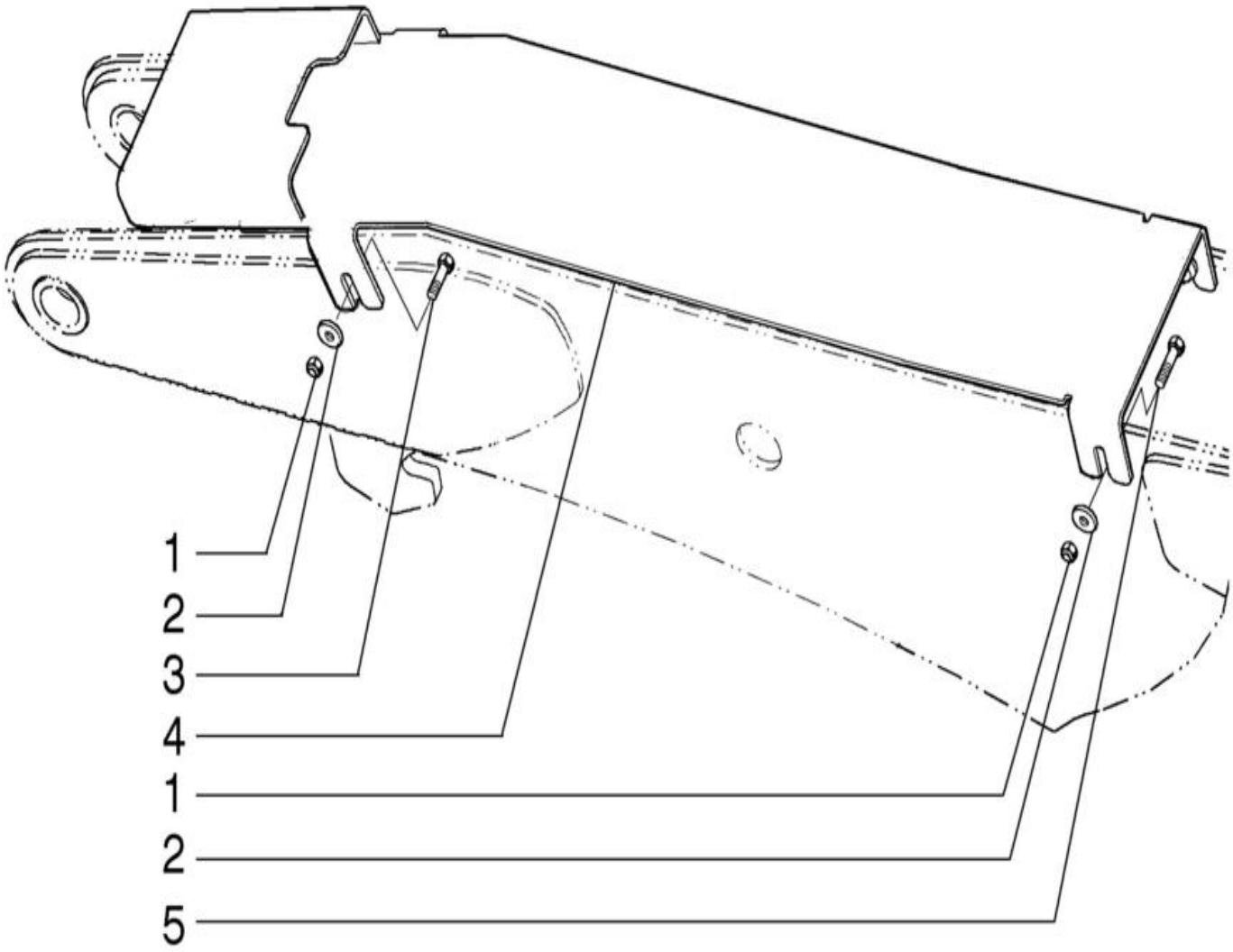

RETROESCAVADEIRA - PROTEÇÃO DO BRAÇO

REF FN	PART NUMBER	YR/SN	QTY	DESCRIPTION
1	829-1412		4	PORCA M12, Cl 10.9
2	86592701		8	ANILHA 13mm ID x 35mm OD x 5mm Thk
3	84227693		2	PARAFUSO Reg Sq Nk, M12 x 1.75 x 65mm, Cl 8.8
4	84260388		1	PROTECÇÃO
5	811-12040		2	PARAFUSO Sht Sq Nk, M12 x 1.75 x 40mm, Cl 8.8

39.121.01	01	p1	1/2017

RETROESCAVADEIRA - BRAÇO, EXTENSÍVEL (EXTERNO)

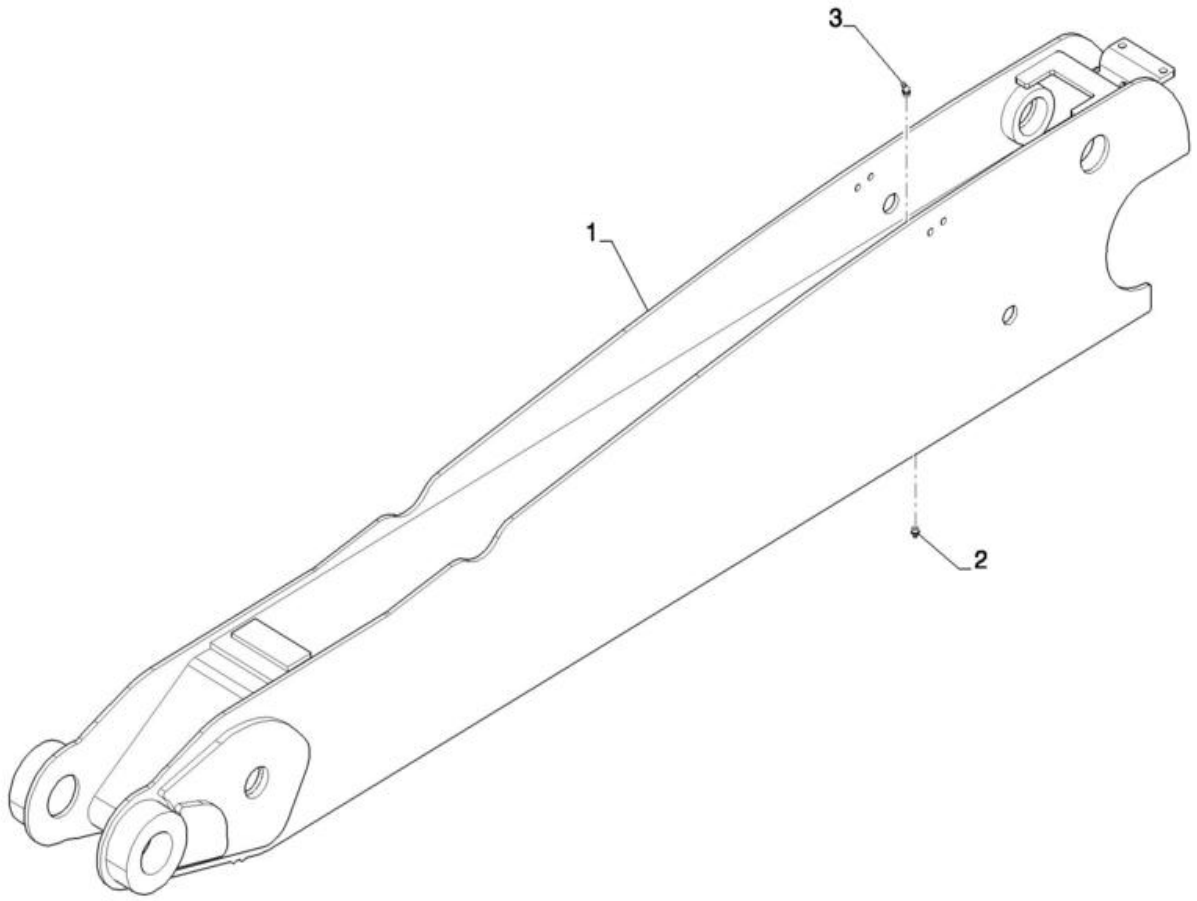

RETROESCAVADEIRA - BRAÇO, EXTENSÍVEL (EXTERNO)

REF	FN	PART NUMBER	YR/SN	QTY	DESCRIPTION
1		84247079		1	BRAÇO Includes Ref 2 and 3
2		219-86		1	COPO DE LUBRIFICAÇÃO 1/8" NPTF
3		219-89		1	COPO DE LUBRIFICAÇÃO 45 Degree Elbow, 1/8" NPTF

39.121.02	02	p1	1/2017

RETROESCAVADEIRA - BRAÇO EXTENSÍVEL (INTERNO)

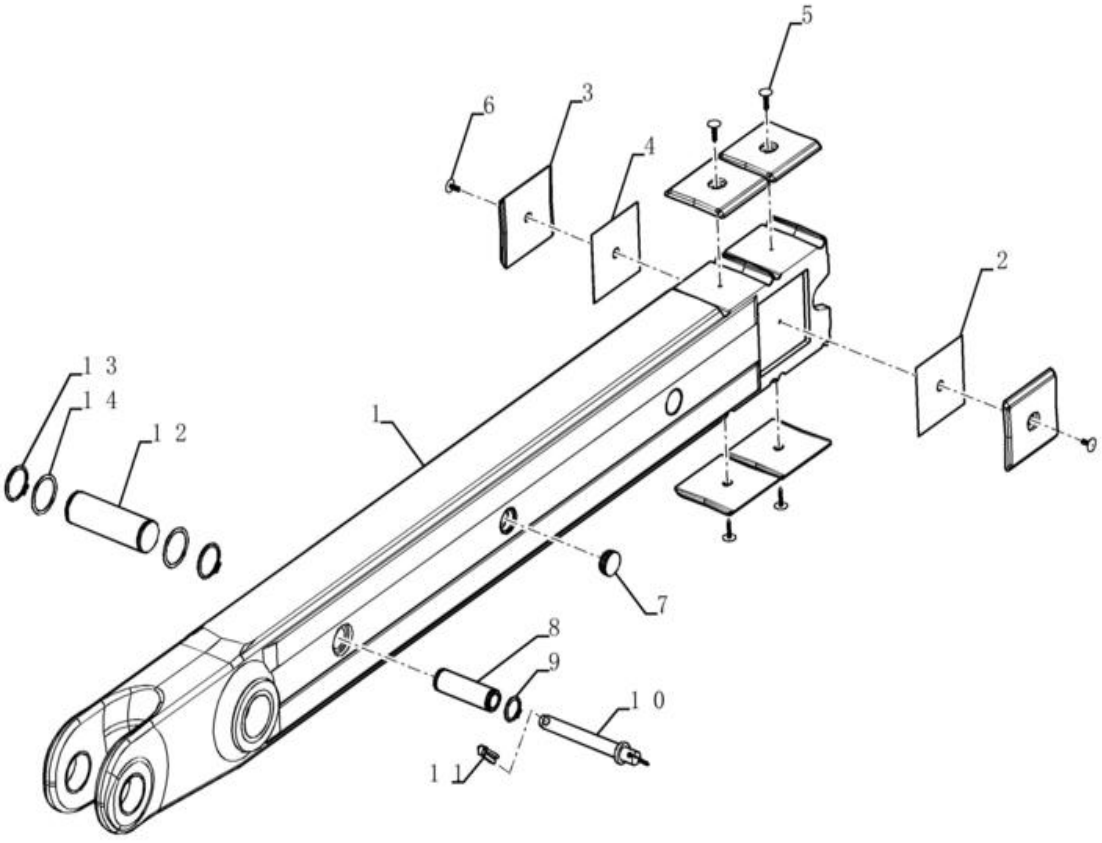

RETROESCAVADEIRA - BRAÇO EXTENSÍVEL (INTERNO)

REF FN	PART NUMBER	YR/SN	QTY	DESCRIPTION
1	84234832		1	BRAÇO 14 Foot
2	132844A1		1	CALÇO DE AFINAÇÃO 19mm ID x 142mm OD x 0.8mm Thk
3	451384A1		6	PLACA DE DESGASTE
4	132842A1		1	CALÇO DE AFINAÇÃO 19mm ID x 142mm OD x 1.6mm Thk
5	183443A1		4	PERNO 6.6mm OD x 38.5mm L
6	183509A1		2	PERNO 8.3mm OD x 22mm L
7	D133865		4	TAMPÃO
8	300588A1		1	PERNO 40mm OD x 136mm L
9	800-44040		2	ANEL M40, Ext
10	D140247		1	PERNO DE FIXAÇÃO 25.4mm OD x 232.6mm L
11	A33509		1	PERNO 11.18mm OD
12	84225660		1	PERNO 59.9mm OD x 186mm L
13	84224886		2	ANEL 60mm ID, Ext
14	84224845		2	CALÇO DE AFINAÇÃO 62mm ID x 75mm OD x 1.5mm Thk
15	D137218		2	CASQUILHO 70.19mm ID x 90mm OD x 44mm L

39.121.03	01	p1	1/2017

RETROESCAVADEIRA - ACOPLAMENTO E PINOS DA CAÇAMBA

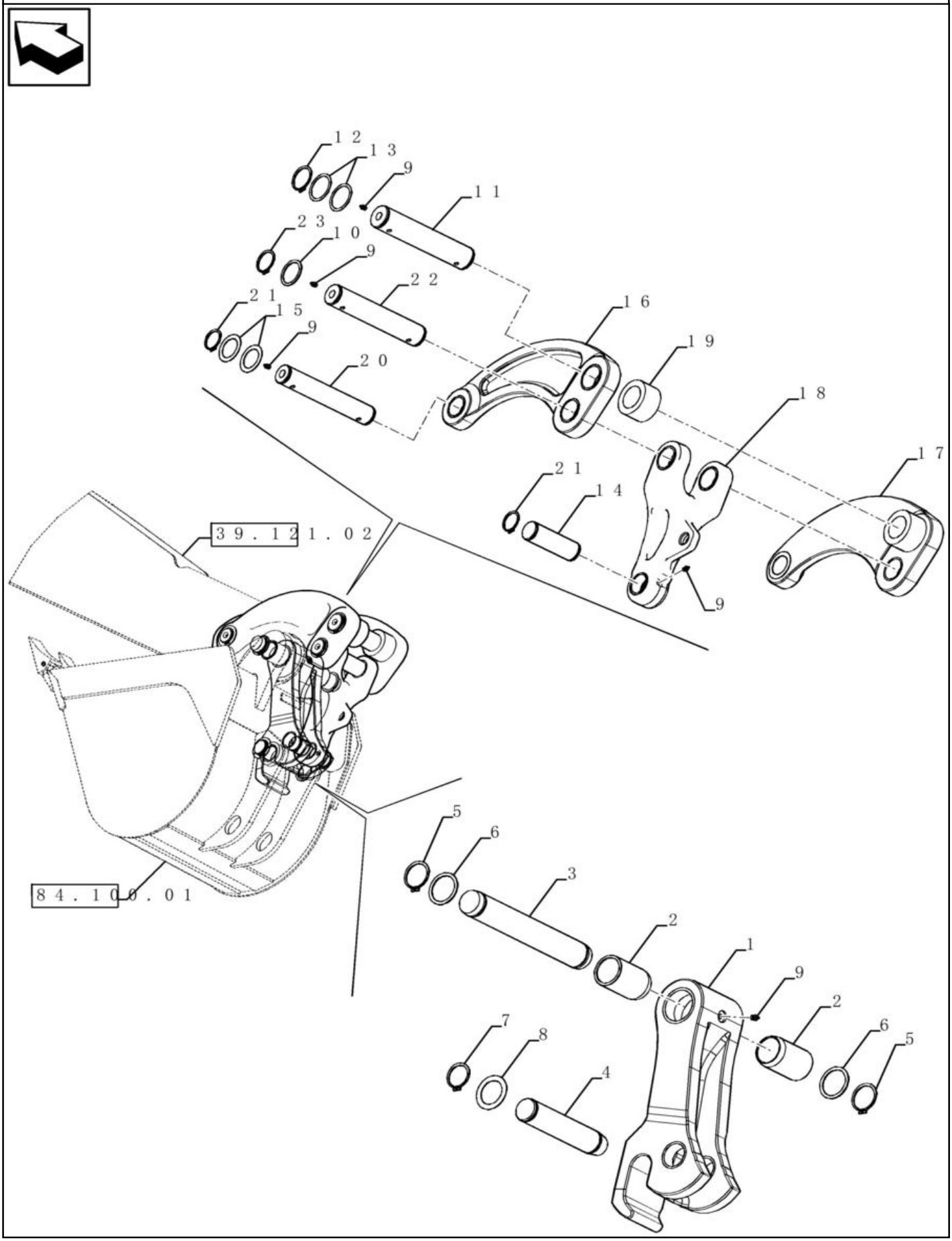

RETROESCAVADEIRA - ACOPLAMENTO E PINOS DA CAÇAMBA

REF FN	PART NUMBER	YR/SN	QTY	DESCRIPTION
1	84229979		1	LINK ASSY. Inc. Ref 24 and 25
2	84224880		2	CASQUILHO 55.28mm ID x 67.53mm OD x 104mm L
3	84223654		1	PERNO 55mm OD x 372.6mm L
3	84409739		1	PERNO 55mm OD x 340.8mm L 12" Bucket Only
4	84223653		1	PERNO 50mm OD x 246.1mm L
5	84233536		2	ANEL 55mm ID, Ext
6	84231927		2	CALÇO DE AFINAÇÃO 57mm ID x 70mm OD x 2.77mm Thk
7	87016943		2	ANEL 50mm ID , Ext RING SNAP
8	495-81227		2	ANILHA 52.38mm ID x 74.63mm OD x 1.7mm Thk
9	219-1		1	COPO DE LUBRIFICAÇÃO 1/8" - 27 NPTF
10	84231927		2	CALÇO DE AFINAÇÃO 57mm ID x 70mm OD x 2.77mm Thk
11	84171217		1	PERNO 60mm OD x 294.78mm L
12	84224886		2	ANEL 60mm ID, Ext
13	84224845		4	CALÇO DE AFINAÇÃO 62mm ID x 75mm OD x 1.5mm Thk
14	84223652		1	PERNO 50mm OD x 151mm L
15	495-81227		6	ANILHA 52.38mm ID x 74.63mm OD x 1.7mm Thk
16	84229982		1	LINK ASSY.
17	84229983		1	LINK ASSY.
18	84530015		1	PEÇA DE LIGAÇÃO
19	84170641		2	ESPAÇADOR 60.19mm ID x 94.7mm OD x 52mm L
20	84171343		1	PERNO 50mm OD x 291.76mm L
21	87016943		4	ANEL 50mm ID , Ext RING SNAP
22	84231908		1	PERNO 55mm OD x 291.76mm L
23	84233536		2	ANEL 55mm ID, Ext
24	84227018		2	CASQUILHO 50.19mm ID x 59.98mm OD x 29mm L 50 x 5 x 29 (Not Shown) Use with Ref 4
25	84227023		2	CASQUILHO 67.75mm ID x 79.98mm OD x 30mm L 80 x 6 x 30 (Not Shown) Use with Ref 2

39.121.04	01	p1	1/2017

RETROESCAVADEIRA - ACOPLAMENTO E PINOS DA CAÇAMBA

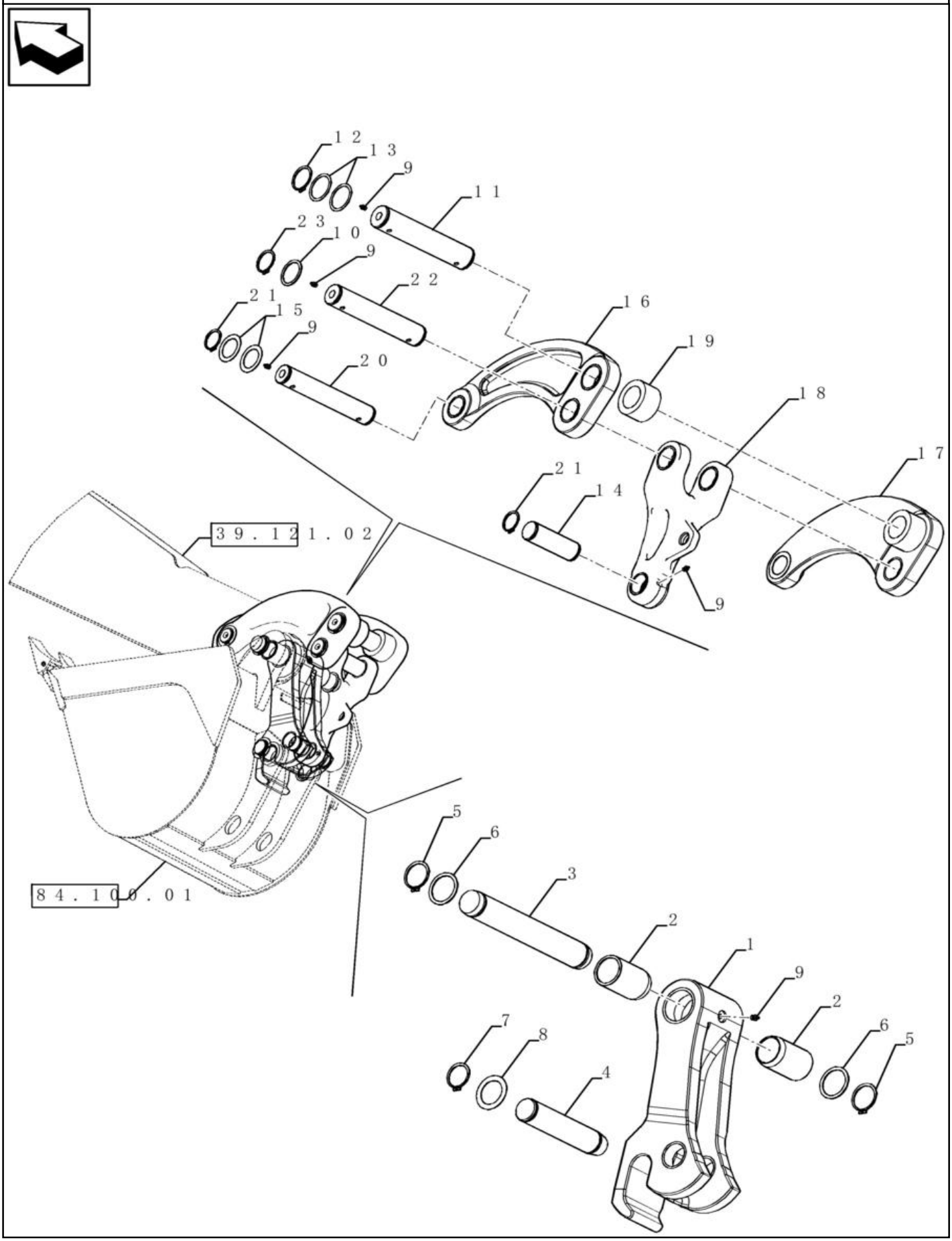

RETROESCAVADEIRA - ACOPLAMENTO E PINOS DA CAÇAMBA

REF FN	PART NUMBER	YR/SN	QTY	DESCRIPTION
1	84229978		1	LINK ASSY. Inc. Ref 24 and 25
2	84224880		2	CASQUILHO 55.28mm ID x 67.53mm OD x 104mm L
3	84223654		1	PERNO 55mm OD x 372.6mm L
4	84223653		1	PERNO 50mm OD x 246.1mm L
5	84233536		2	ANEL 55mm ID, Ext
6	84231927		2	CALÇO DE AFINAÇÃO 57mm ID x 70mm OD x 2.77mm Thk
7	87016943		2	ANEL 50mm ID , Ext RING SNAP
8	495-81227		2	ANILHA 52.38mm ID x 74.63mm OD x 1.7mm Thk
9	219-1		7	COPO DE LUBRIFICAÇÃO 1/8" - 27 NPTF
10	84224845		12	CALÇO DE AFINAÇÃO 62mm ID x 75mm OD x 1.5mm Thk
11	84171217		1	PERNO 60mm OD x 294.78mm L
12	84224886		2	ANEL 60mm ID, Ext
13	84224845		4	CALÇO DE AFINAÇÃO 62mm ID x 75mm OD x 1.5mm Thk
14	84231817		1	PERNO 55mm OD x 151mm L
15	495-81227		4	ANILHA 52.38mm ID x 74.63mm OD x 1.7mm Thk
16	84230435		1	LINK ASSY.
17	84230436		1	LINK ASSY.
18	84303420		1	LINK ASSY.
19	84170641		2	ESPAÇADOR 60.19mm ID x 94.7mm OD x 52mm L
20	84171343		1	PERNO 50mm OD x 291.76mm L
21	84233536		2	ANEL 55mm ID, Ext
22	84171217		1	PERNO 60mm OD x 294.78mm L
23	84224886		2	ANEL 60mm ID, Ext
24	84229923		2	CASQUILHO 55.19mm ID x 64.98mm OD x 29mm L 55 x 5 x 29 (Not Shown) Used on Ref 1
25	84227023		2	CASQUILHO 67.75mm ID x 79.98mm OD x 30mm L 80 x 6 x 30 (Not Shown) Used on Ref 1

39.121.05	01	p1	1/2017

RETROESCAVADEIRA - ELO, RETO

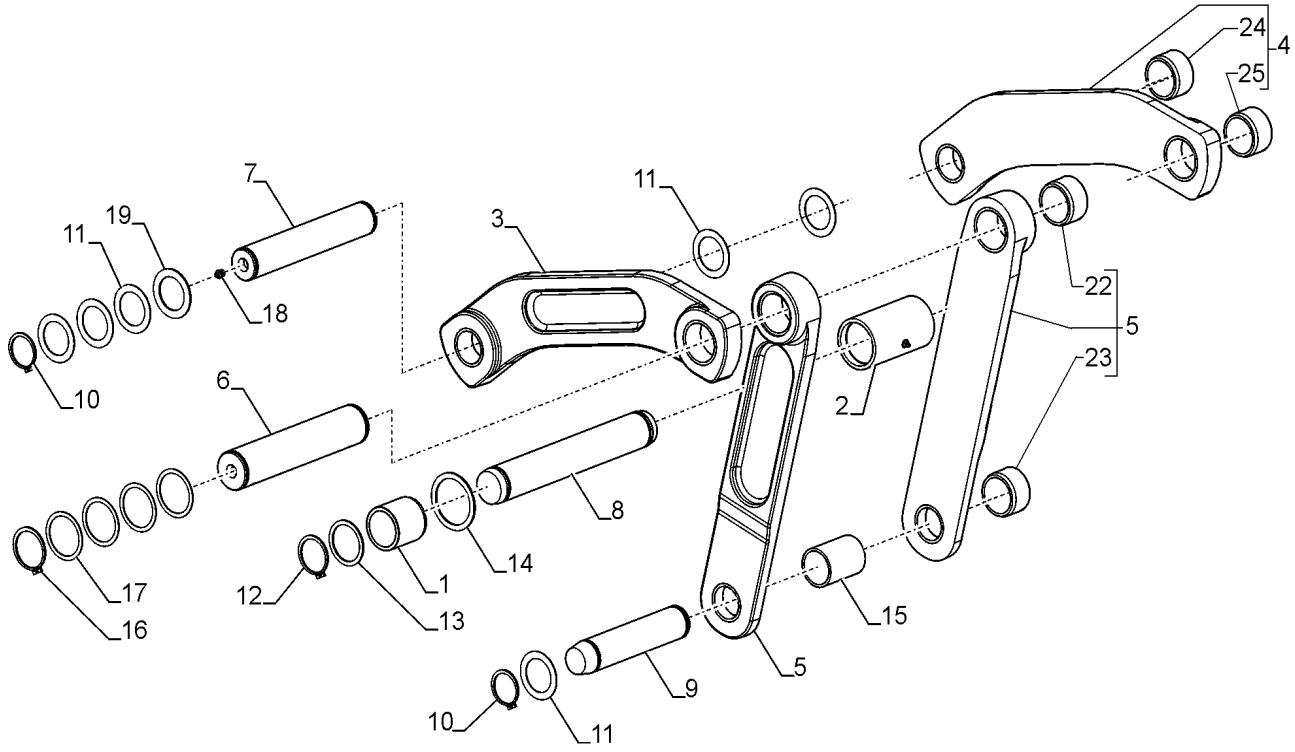

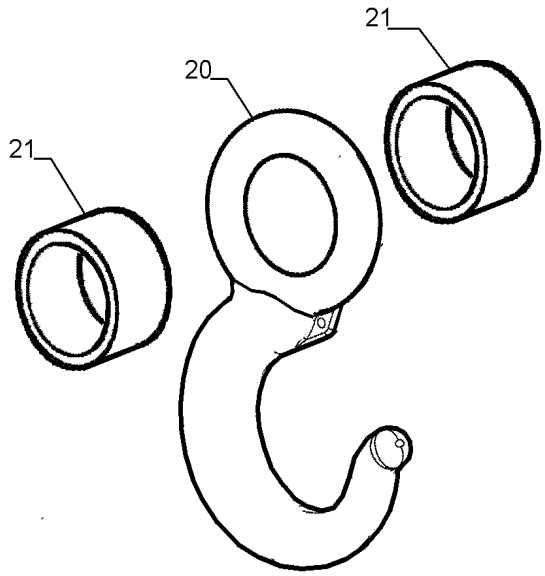

RETROESCAVADEIRA - ELO, RETO

REF FN	PART NUMBER	YR/SN	QTY	DESCRIPTION
1	84247142		2	CASQUILHO 55.28mm ID x 67.55mm OD x 68mm L
2	84247140		1	ESPAÇADOR 64.5mm ID x 79mm OD x 140mm L
3	84230684		1	LINK ASSY. LE, Até chassi
3	47959426		1	ELO LE, A partir do chassi
4	84230685		1	LINK ASSY. LD, Até chassi
4	47959424		1	ELO LD, A partir do chassi
5	84230693		2	LINK ASSY. Até chassi
5	47959427		2	ELO A partir do chassi
6	84171217		1	PERNO 60mm OD x 294.78mm L
7	84171343		1	PERNO 50mm OD x 291.76mm L
8	84223654		1	PERNO 55mm OD x 372.6mm L
9	84223653		1	PERNO 50mm OD x 246.1mm L
10	87016943		4	ANEL 50mm ID , Ext
11	495-81227		20	ANILHA 52.38mm ID x 74.63mm OD x 1.7mm Thk
12	84233536		2	ANEL 55mm ID, Ext
13	84231927		2	CALÇO DE AFINAÇÃO 57mm ID x 70mm OD x 2.77mm Thk
14	NS			PEÇA NÃO FORNECIDA
15	84333098		1	ESPAÇADOR 51mm ID x 60.8mm OD x 82mm L
16	84224886		2	ANEL 60mm ID, Ext
17	84224845		14	CALÇO DE AFINAÇÃO 62mm ID x 75mm OD x 1.5mm Thk
18	219-1		5	COPO DE LUBRIFICAÇÃO 1/8" - 27 NPTF
19	495-81282		2	ANILHA 2 1/16" x 3" x .109"
20	84425437		1	LIFT HOOK
21	84425442		2	ESPAÇADOR 51mm ID x 60.8mm OD x 29mm L
22	84231081		1	CASQUILHO 60.19mm ID x 70mm OD x 50mm L
23	84231079		1	CASQUILHO 50.19mm ID x 60mm OD x 20mm L
24	84230813		1	CASQUILHO 60.19mm ID x 70mm OD x 36mm L
25	84170645		1	CASQUILHO 50.19mm ID x 60mm OD x 36mm L

39.121.06	01	p1	1/2017

RETROESCAVADEIRA - ACOPLAMENTO HIDRÁULICO

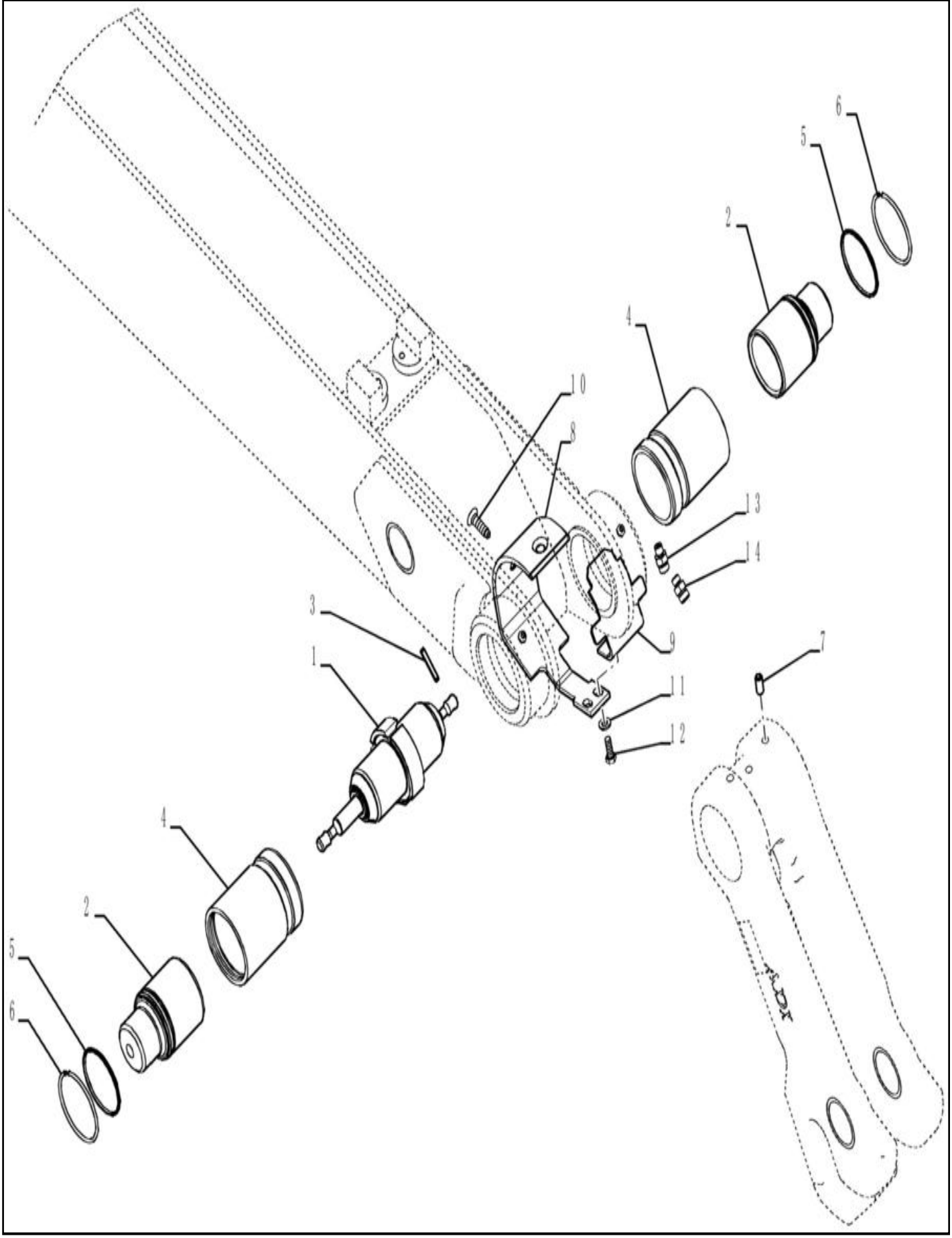

RETROESCAVADEIRA - ACOPLAMENTO HIDRÁULICO

REF FN	PART NUMBER	YR/SN	QTY	DESCRIPTION
1	84270939		1	CILINDRO HIDRÁULICO Double Acting, 19.1mm Rod, 80.6mm Stroke
1	84270939R		1	REVISION CILINDRO HD Reman For New PN 84270939
1	84270939C		1	CILINDRO HIDRAULICO Return Number
2	84249377		2	PERNO 78.2mm OD x 114.5mm L
3	135-1233		2	PERNO ESTRIADO 5.56mm OD x 38.1mm L
4	448676A1		2	MANGA DE CILINDRO 76.4mm ID x 88.8mm OD x 112.5mm L
5	434891A1		2	JUNTA EASPADORRO
6	406624A1		2	ANEL 81.38mm OD, Ext
7	418070A1		4	PARAFUSO DE FIXAÇÃO M10 x 20mm
8	84288091		1	PROTECÇÃO
9	84300757		1	PROTECÇÃO
10	84317837		2	PARAFUSO
11	87655042		2	ANILHA ESPECIAL 8.8mm ID x 17.5mm OD x 2.2mm Thk
12	607-8020		2	PARAFUSO Hex, M8 x 20mm, Cl 10.9
13	87681202		1	CONECTOR HID. 9/16" - 18 ORFS x 7/16" - 20 ORB
14	84265115		1	CONECTOR REDUTOR
15	84300173		1	LINK ASSY.
15	84300169		1	LINK ASSY.

39.125.01	01	p1	1/2017

ESTRUTURA - ELEVAÇÃO DA CARREGADEIRA

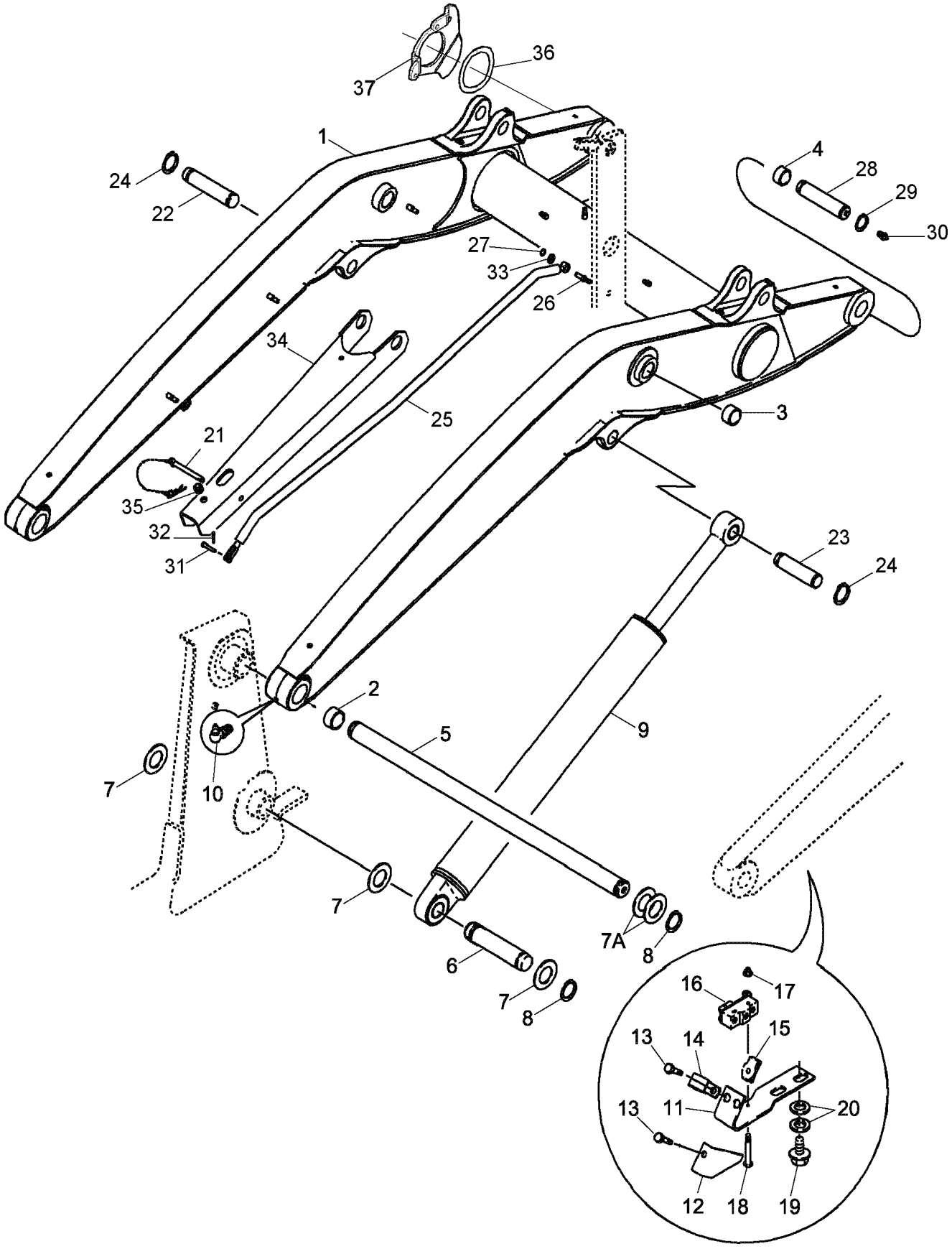

ESTRUTURA - ELEVAÇÃO DA CARREGADEIRA

REF	FN	PART NUMBER	YR/SN	QTY	DESCRIPTION
1		{47462141}		1	
2		D127542		4	CASQUILHO 50.2mm ID x 60mm OD x 30mm L
3		100696A1		4	CASQUILHO 38.41mm ID x 47.65mm OD x 28.6mm L Bucket Cylinder Link Pivot; Not Included with Frame; Purchase Separately
4		109268A1		4	CASQUILHO 40.3mm ID x 50mm OD x 35mm L
5		D145767		1	VEIO 1113.4mm L SHAFT
6		335177A1		2	PERNO 50mm OD x 234mm L
7		495-81282		6	ANILHA 2 1/16" x 3" x .109"
7A		181842A1		AR	ANILHA 50.4mm ID x 76mm OD x 3.6mm Thk
8		800-44050		6	ANEL M50, Ext
9		84421597		2	CILINDRO LEVANTAMENT Double Acting, 44.4mm Rod, 733mm Stroke
10		219-55		2	COPO DE LUBRIFICAÇÃO 90 Degree Elbow, 1/8" - 27 NPTF
11		128818A1		1	SUPORTE Return-To-Dig
12		142524A1		1	PROTETOR
13		614-6016		2	PARAFUSO Hex, M6 x 1 x 16mm, Cl 8.8, Full Thd
14		515-2179		1	BRAÇADEIRA 5/16", Insul, 1/4" Bolt
15		833-40406		2	PORCA M6, U
16		D137363		1	INTERRUPTOR Return-To-Dig
17		193-1003		2	PORCA Keps, w/LW,#6-32
18		440-10616		2	PARAFUSO Cross Pan Hd, #6-32 x 1"
19		128312A1		2	PARAFUSO FLANGEADO Hvy Hex, M10 x 1.5 x 15mm, Gr 8.8 M10 x 15
20		87655046		4	ANILHA ESPECIAL 10.65mm ID x 23mm OD x 2.2mm Thk
21		104824A1		1	PERNO 12.7mm OD
22		84216891		1	PERNO 44.4mm OD x 150mm L
23		84216892		1	PERNO 44.35mm OD x 179mm L
24		86625149		4	ANEL #175, Ext
25		84280257		1	HASTE Anti-Rollback
26		192815A1		1	PERNO 1/2" - 13, 1.85" L
27		103-3350		1	ANEL #50, .392" Dia, E-Type

39.125.01	01	p2	1/2017

ESTRUTURA - ELEVAÇÃO DA CARREGADEIRA

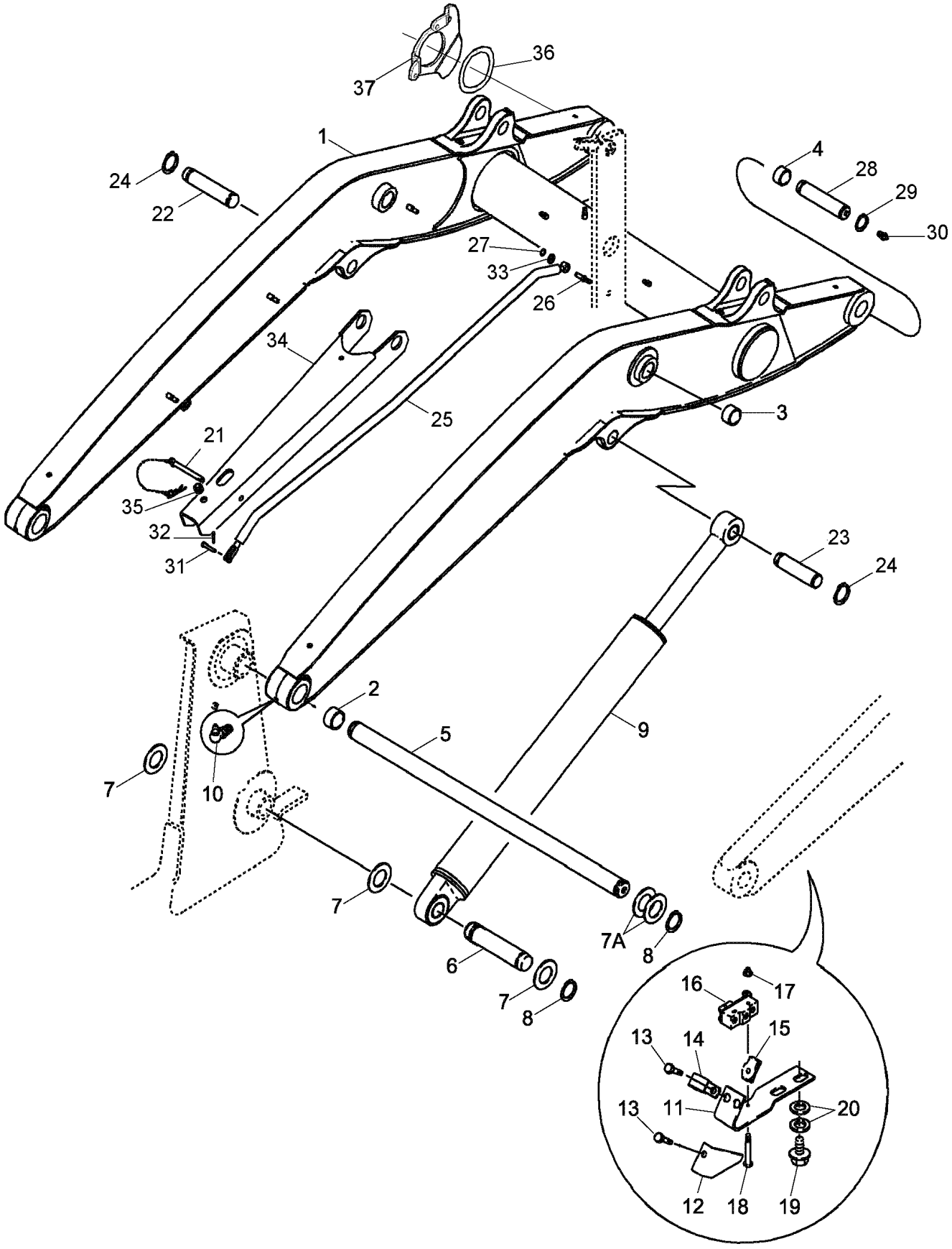

ESTRUTURA - ELEVAÇÃO DA CARREGADEIRA

REF	FN	PART NUMBER	YR/SN	QTY	DESCRIPTION
28		84367828		2	PERNO 40mm OD x 180mm L
29		800-44040		4	ANEL M40, Ext
30		219-1		2	COPO DE LUBRIFICAÇÃO 1/8" - 27 NPTF
31		87548980		1	PINO DE FORQUILHA 3/8" x 1"
32		432-612		1	PINO ELÁSTICO 3/32" x 3/4"
33		87655043		1	ANILHA M12, 13.65mm ID x 24.90mm OD x 3.20mm, HT Boron, ZNM
34		84280275		1	BARRA RÍGIDA
35		344892A1		1	PASSA-FIOS 25.4mm OD, 12.7mm ID, 26mm L
36		137283A1		1	ANILHA APOIO DE MOLA 85.6mm ID x 109.22mm OD x 1.14mm Thk
37		84292801		1	EXCÊNTRICO

39.125.02	01	p1	1/2017

CARREGADEIRA - ARTICULAÇÃO CILINDRO DA CAÇAMBA

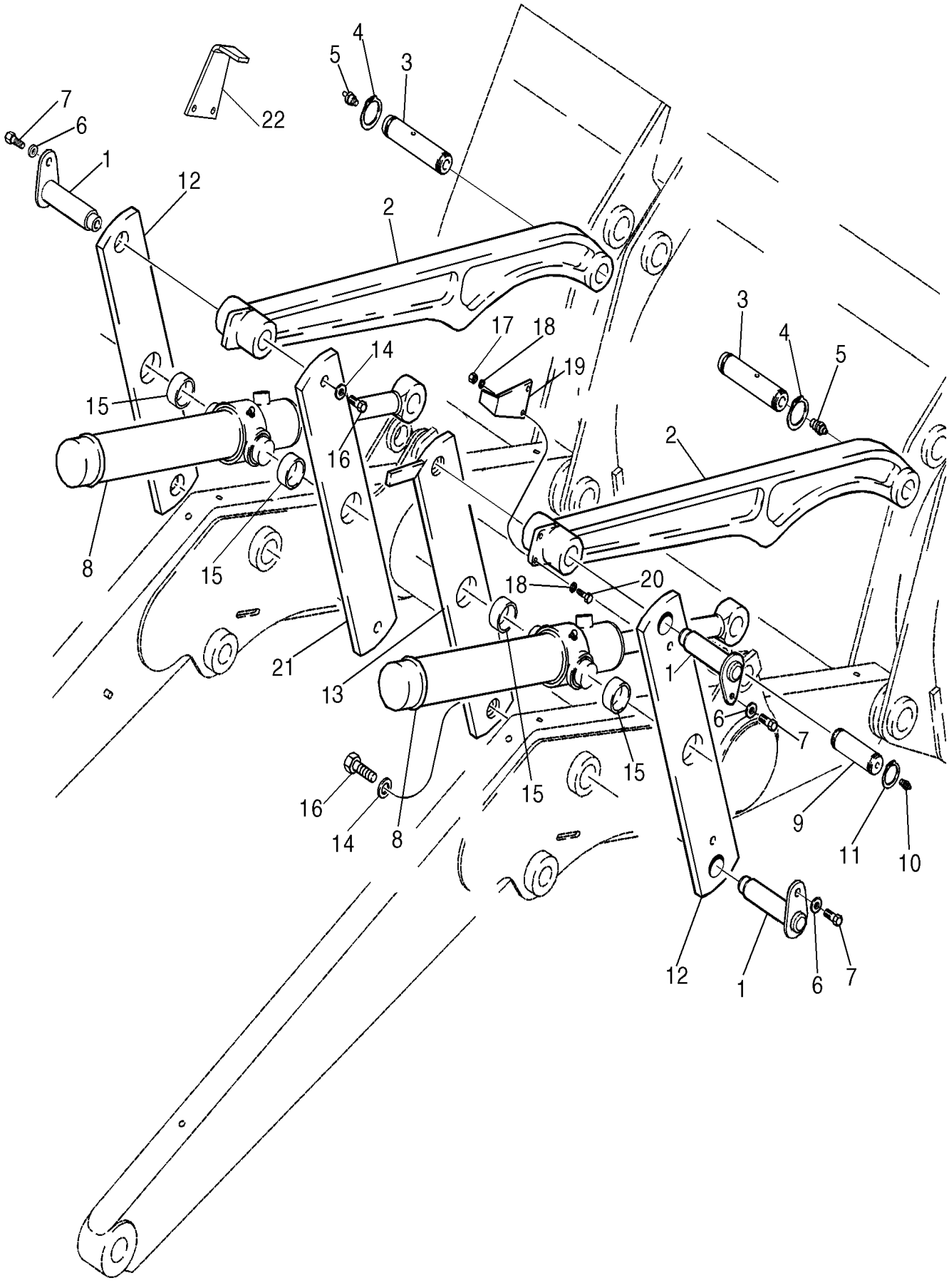

CARREGADEIRA - ARTICULAÇÃO CILINDRO DA CAÇAMBA

REF	FN	PART NUMBER	YR/SN	QTY	DESCRIPTION
1		84270815		4	PERNO 38.07mm OD x 173.5mm L
2		84216090		2	ELO Até chassi
2		47948342		2	ELO From chassis
3		84367828		4	PERNO 40mm OD x 180mm L
4		800-44040		8	ANEL M40, Ext
5		219-1		4	COPO DE LUBRIFICAÇÃO 1/8" - 27 NPTF
6		87655043		5	ANILHA M12, 13.65mm ID x 24.90mm OD x 3.20mm, HT Boron, ZNM
7		300388		4	PARAFUSO Hex, M12 x 1.75 x 25mm, Cl 8.8
8		84421600		2	CILINDRO HIDRÁULICO Double Acting, 38.1mm Rod, 516.5mm Stroke
9		84216893		2	PERNO 44.4mm OD x 138.5mm L
10		219-1		4	COPO DE LUBRIFICAÇÃO 1/8" - 27 NPTF
11		86625149		8	ANEL #175, Ext
12		84296113		2	ELO Guia Externo, Até chassi
12		47948333		2	ELO Guia Externo, A partir do chassi
13		84301390		1	PEÇA DE LIGAÇÃO Guia LD Interno, Até chassi
13		47959100		1	ELO Guia Interno LD, A partir do chassi
14		86592702		4	ANILHA 17mm ID x 45mm OD x 6mm Thk
15		D151034		4	CASQUILHO 50.23mm ID x 60mm OD x 25.4mm L
16		43168		4	PARAFUSO Hex, M16 x 40mm, Cl 8.8
17		829-1408		2	PORCA Hex, M8 x 1.25, Cl 10.9
18		892-11008		2	ANILHA DE RETENÇÃO 8mm ID
19		250851A1		1	INDICADOR
20		300381		2	PARAFUSO Hex, M8 x 1.25 x 35mm, Cl 8.8
21		84301388		1	PEÇA DE LIGAÇÃO Guia Interno LE, Até chassi
21		47948341		1	ELO Guia Interno LE, A partir do chassi
22		48018829		1	INDICADOR

SECTION INDEX

Direção

41.200.02	01	**SISTEMA HIDRÁULICO - DIREÇÃO**
41.204.05	01	**SISTEMA DE DIREÇÃO - TOLDO**
41.204.08	01	**COLUNA DE DIREÇÃO**
41.216.05	01	**EIXO, DIANTEIRO - CILINDRO, DIREÇÃO**
41.216.06	01	**EIXO, TRANSMISSÃO DIANTEIRO - CILINDRO, DIREÇÃO**
41.216.06	02	**CILINDRO DE DIRECÇÃO, CONJUNTO, 4WD**

41.200.02	01	p1	1/2017

SISTEMA HIDRÁULICO - DIREÇÃO

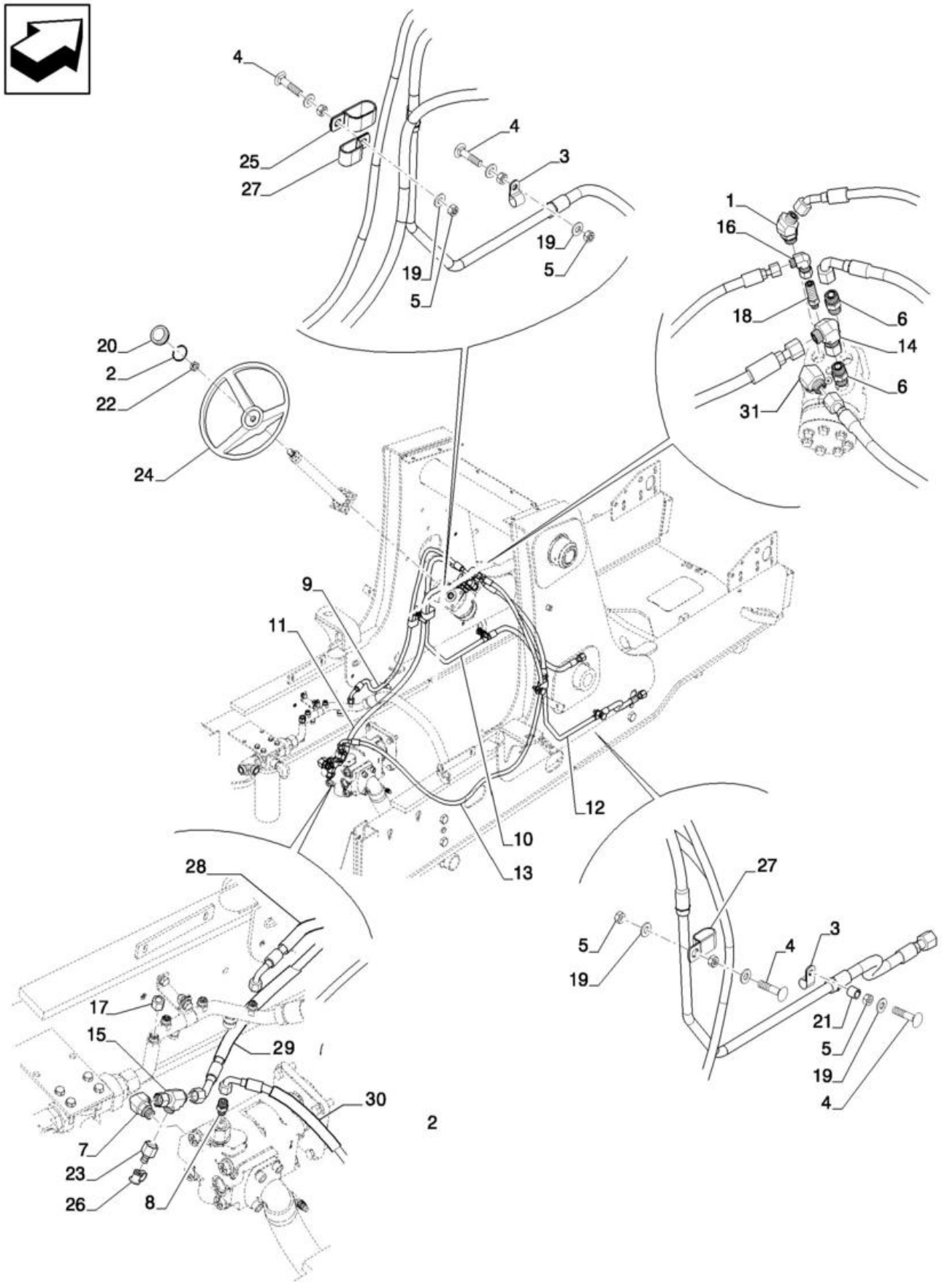

SISTEMA HIDRÁULICO - DIREÇÃO

REF FN	PART NUMBER	YR/SN	QTY	DESCRIPTION
1	201-344		1	COTOVELO 45 Degree Elbow, 11/16" - 16 Male ORFS x 3/4" - 16 Male ORB
2	238-5227		1	O-RING 0.139" Thk x 2.109" ID, -227, Cl 5, 75 Duro
3	515-23159		2	BRAÇADEIRA 5/8", Insul, 3/8" Bolt
4	711-10050		4	PARAFUSO Sq Nk, M10 x 1.5 x 50mm, Cl 8.8
5	829-1410		7	PORCA M10 x 1.5, Cl 10.9
6	9992305		2	CONECTOR HID. 13/16" - 16 ORFS x 3/4" - 16 ORB
7	9992307		1	COTOVELO 90 90 Degree, 13/16"-16 x 3/4"-16 Adj, ORFS
8	9993143		1	CONECTOR HID. 11/16" - 16 ORFS x 9/16" - 18 ORB
9	84279129		1	MANGUEIRA 25mm ID x 1280mm L
10	84284727		1	TUBAGEM HIDRÁULICO
11	84358586		1	MANGUEIRA 12.5mm ID x 1320mm L
12	84386030		1	TUBAGEM HIDRÁULICO
13	84386222		1	MANGUEIRA 6.3mm ID x 1691mm L
14	84989383		1	COTOVELO 90 90 Degree, 13/16"-16 ORFS x 13/16"-16 Fem Sw
15	86624132		1	TÊ 13/16" - 16 JIC x 13/16" - 16 ORFS x 13/16" - 16 ORFS
16	87017578		1	COTOVELO 90 Degree, 9/16"-18 x 9/16"-18 Fem Sw ORFS
17	87331950		1	CAP ASSY. Hex, 11/16"-16
18	87530057		1	CONECTOR
19	87655046		7	ANILHA ESPECIAL 10.65mm ID x 23mm OD x 2.2mm Thk
20	114882A2		1	TAMPÃO Polystyrene
21	120303A1		1	ESPAÇADOR 11mm ID x 15.82mm OD x 15mm Thk
22	1959509C1		1	PORCA Hex, M20 x 5, RH
23	322529A1		1	ACOPLAMENTO
24	A65544		1	VOLANTE DE DIRECÇÃO
25	D39696		1	BRAÇADEIRA 25.40mm - 13.49mm Bolt, CTD
26	H434163		1	TAMPA CONTRA POEIRAS
27	L302731		2	BRAÇADEIRA 19mm D Clamping Pipes

41.200.02	01	p2	1/2017

SISTEMA HIDRÁULICO - DIREÇÃO

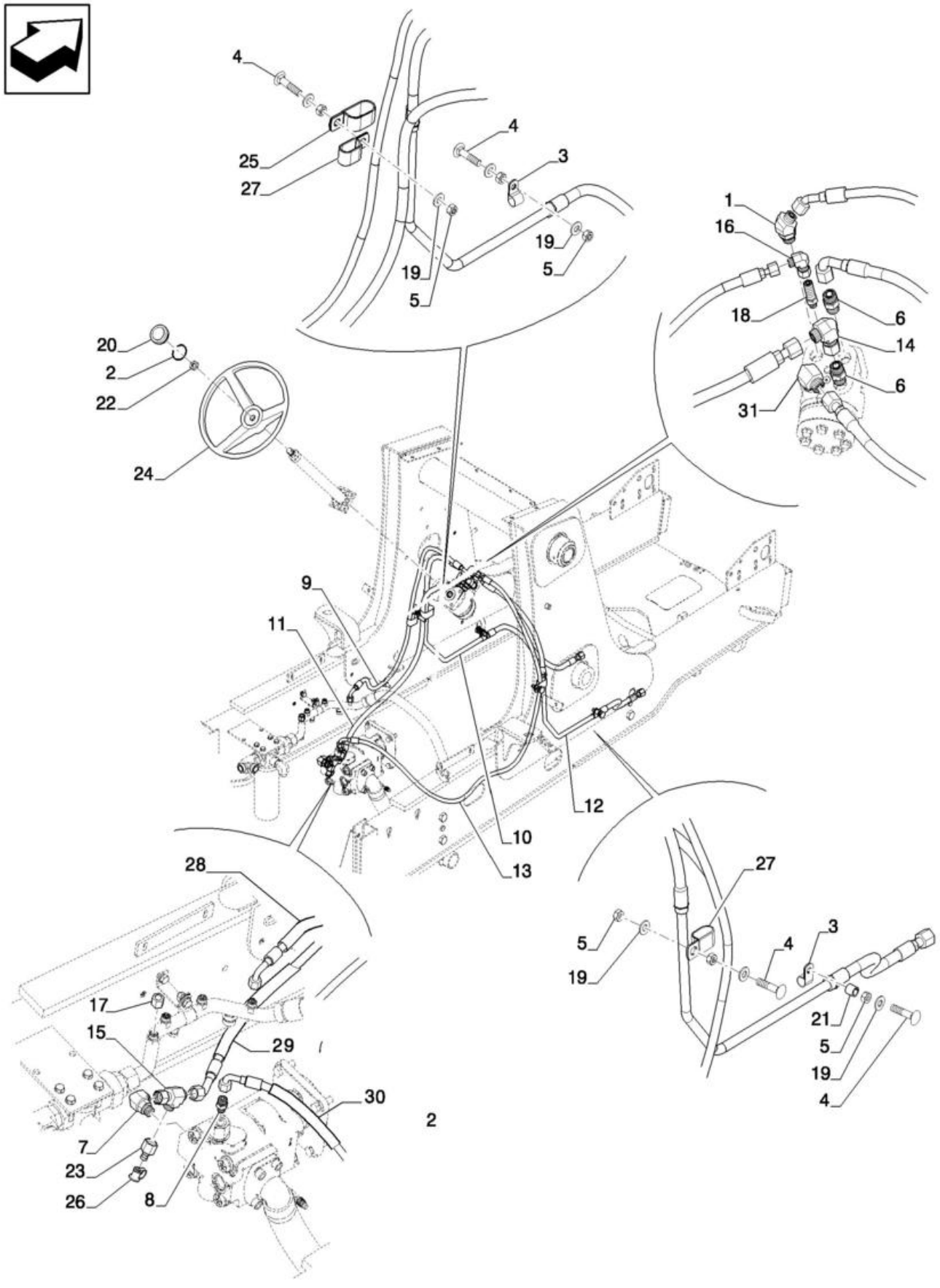

SISTEMA HIDRÁULICO - DIREÇÃO

REF	FN	PART NUMBER	YR/SN	QTY	DESCRIPTION
28		191704A1		1	PROTETOR DE MANGUEIR 19mm ID x 25mm OD x 460mm L
29		84327011		1	PROTETOR DE MANGUEIR
30		84329867		1	PROTETOR DE MANGUEIR 26.87mm ID x 590mm L
31		9992307		1	COTOVELO 90 90 Degree, 13/16"-16 x 3/4"-16 Adj, ORFS

41.204.05	01	p1	1/2017

SISTEMA DE DIREÇÃO - TOLDO

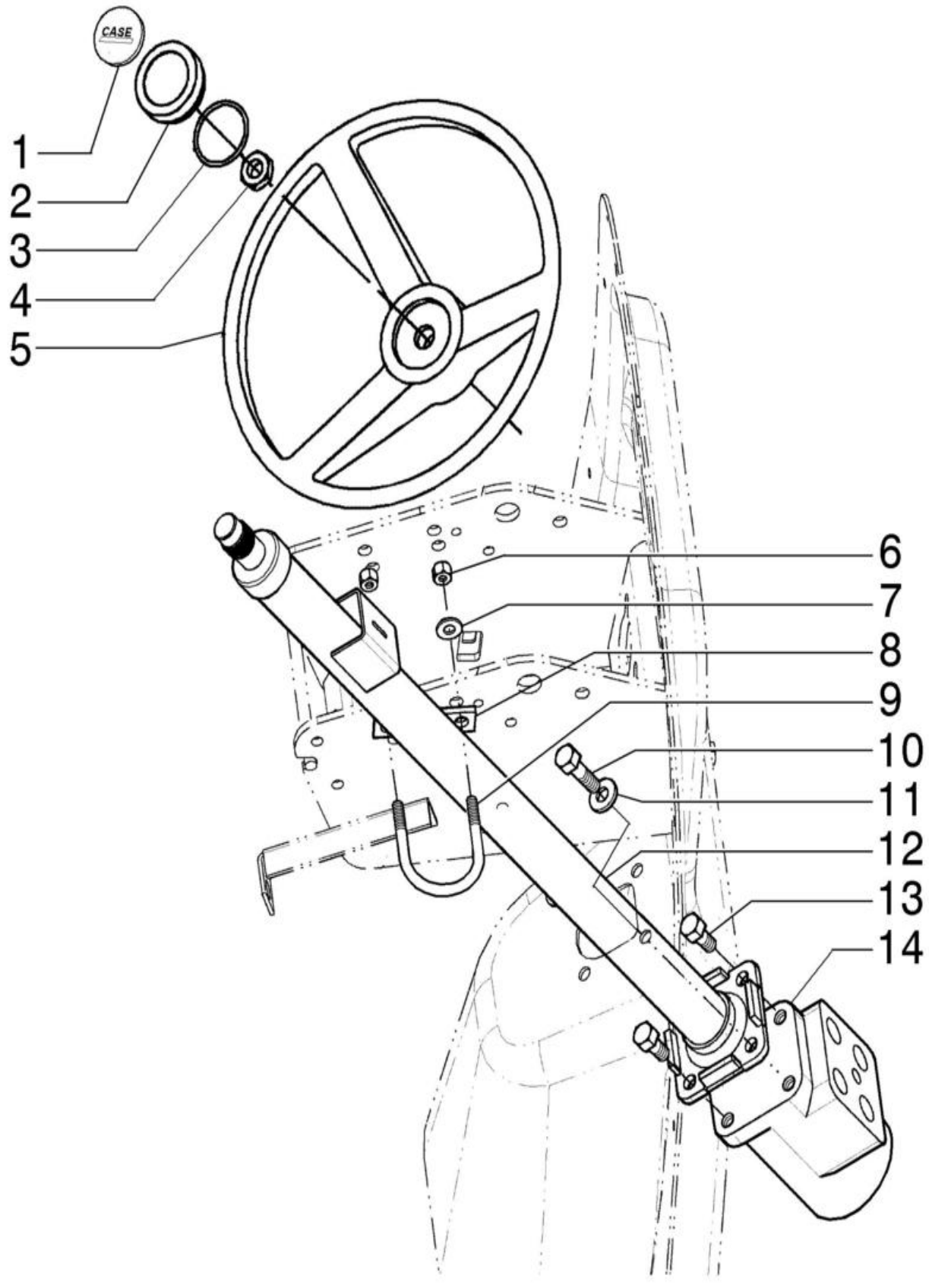

SISTEMA DE DIREÇÃO - TOLDO

REF	FN	PART NUMBER	YR/SN	QTY	DESCRIPTION
1		84498473		1	DÍSTICO
2		114882A2		1	TAMPÃO Polystyrene
3		238-5227		1	O-RING 0.139" Thk x 2.109" ID, -227, Cl 5, 75 Duro
4		1959509C1		1	PORCA Hex, M20 x 5, RH
5		A65544		1	VOLANTE DE DIRECÇÃO
6		832-10408		2	PORCA M8 x 1.25, Cl 8.8
7		895-15008		2	ANILHA 9mm ID x 20mm OD x 1.6mm Thk
8		352727A1		1	ESPAÇADOR
9		379846A1		1	MOLA DE ENGATE M8 x 1.25, Round, 58.7mm W, 78mm L BOLT "U"
10		614-10035		2	PARAFUSO Hex, M10 x 1.5 x 35mm, Cl 8.8, Full Thd
11		895-15010		2	ANILHA 11mm ID x 24mm OD x 2mm Thk
12		348794A1		1	STEERING COLUMN COLUMN-STEERING
13		614-10020		2	PARAFUSO Hex, M10 x 1.5 x 20mm, Cl 8.8, Full Thd
14		87751598		1	VÁLVULA DE DIRECÇÃO

41.204.08	01	p1	1/2017

COLUNA DE DIREÇÃO

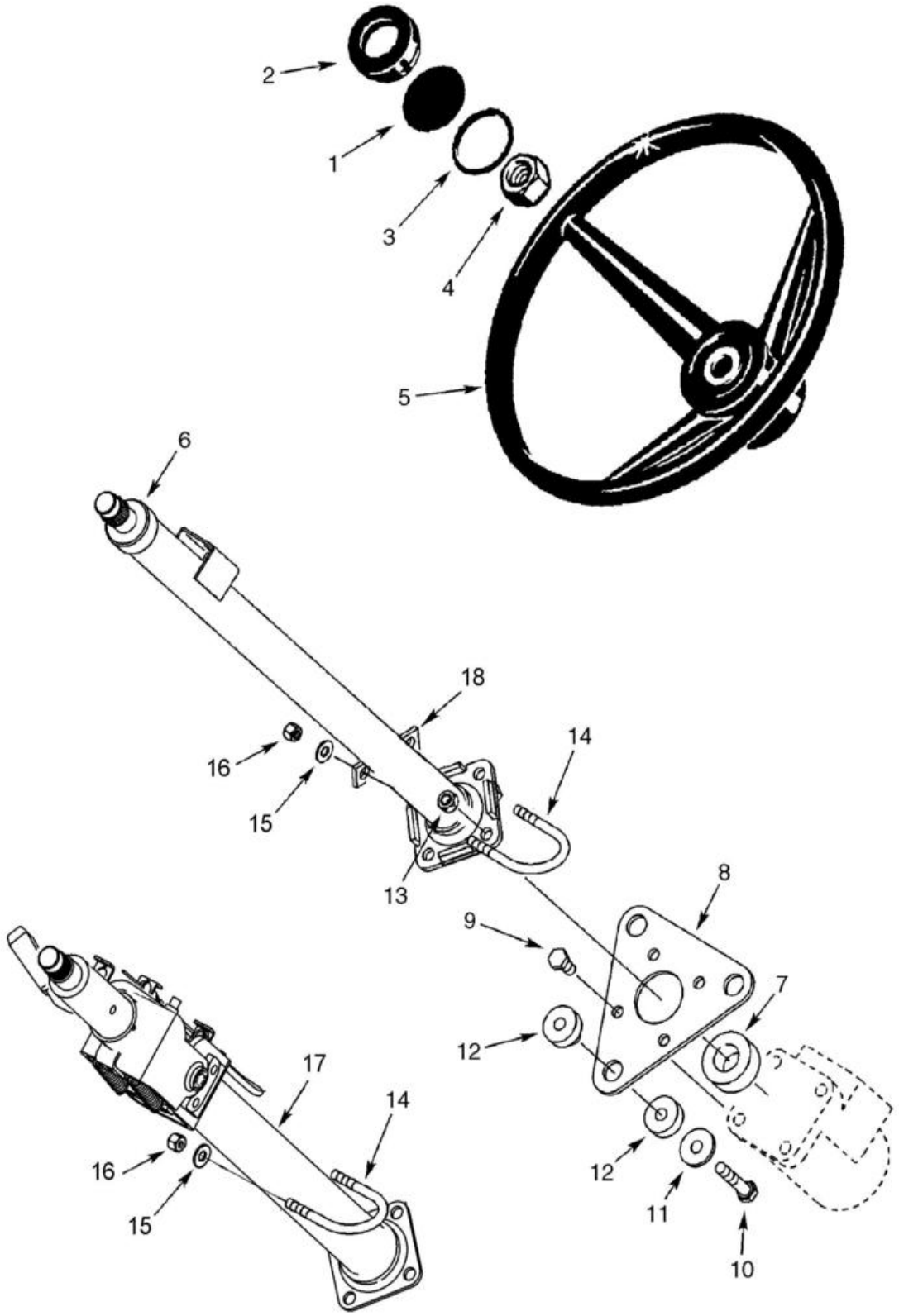

COLUNA DE DIREÇÃO

REF FN	PART NUMBER	YR/SN	QTY	DESCRIPTION
1	87435569		1	EMBLEMA Insert, Case
2	114882A2		1	TAMPÃO Polystyrene
3	238-5227		1	O-RING 0.139" Thk x 2.109" ID, -227, Cl 5, 75 Duro
4	1959509C1		1	PORCA Hex, M20 x 5, RH
5	A65544		1	VOLANTE DE DIRECÇÃO
6	352568A1		1	STEERING COLUMN COLUMN-STEERING Cab Models, Without Tilt Steering
6	352569A4		1	COLUNA DE DIRECÇÃO Tilting Cab Models, With Tilt Steering, 712 mm Long
6	47575687		1	COLUNA DE DIRECÇÃO Tilting
7	352401A1		1	VEDANTE 25mm ID x 48mm OD x 19mm Thk 25 x 40 x 19 mm, Sound Insulation
8	388116A2		1	CHAPA
9	614-10020		4	PARAFUSO Hex, M10 x 1.5 x 20mm, Cl 8.8, Full Thd
10	814-10050		3	PARAFUSO Hex, M10 x 1.5 x 50mm, Cl 8.8
11	87687101		3	ANILHA 10.65mm ID x 31mm OD x 3.3mm Thk
12	87447450		3	ISOLADOR 10 mm Hole
13	832-10410		2	PORCA M10 x 1.5, Cl 8
14	379846A1		1	MOLA DE ENGATE M8 x 1.25, Round, 58.7mm W, 78mm L BOLT "U"
15	87655042		2	ANILHA ESPECIAL 8.8mm ID x 17.5mm OD x 2.2mm Thk
16	832-10408		2	PORCA M8 x 1.25, Cl 8.8
17	352569A1		1	STEERING COLUMN COLUMN-STEERING Canopy Models
18	352727A1		1	ESPAÇADOR

580N-RETRO-CARREGADORA (BRASIL)

41.216.05	01	p1	1/2017

EIXO, DIANTEIRO - CILINDRO, DIREÇÃO

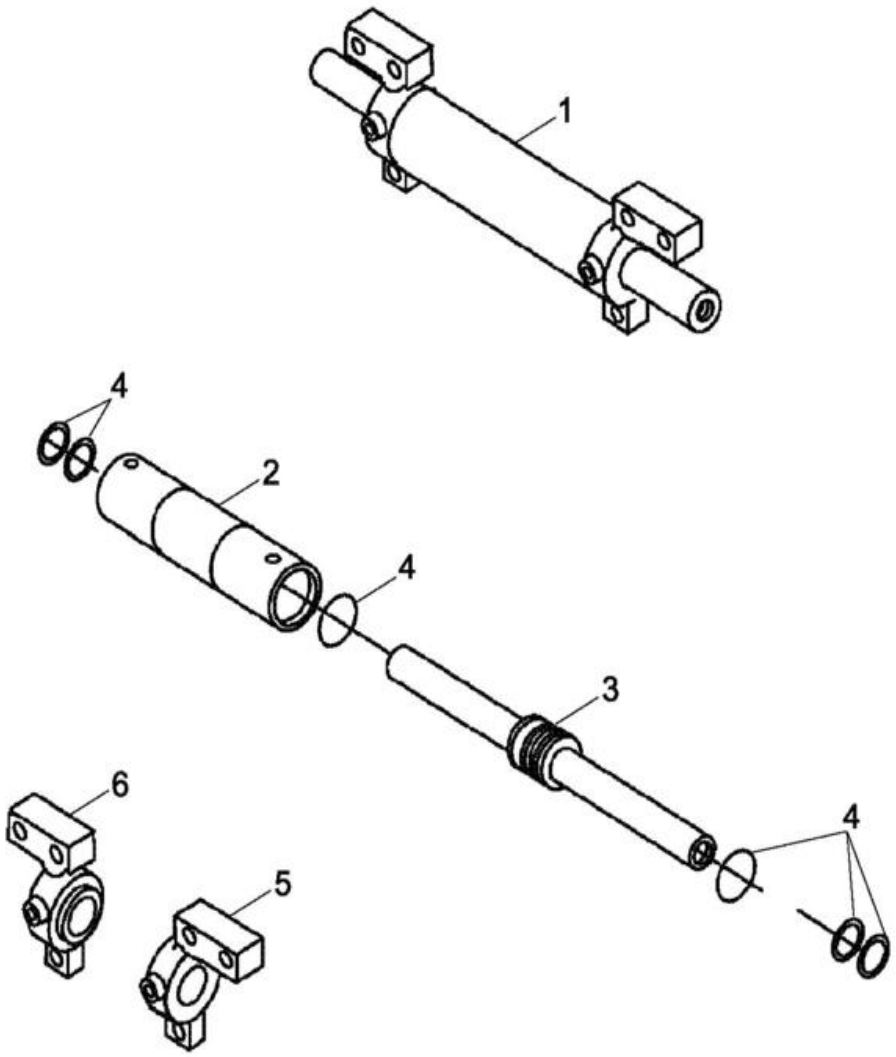

EIXO, DIANTEIRO - CILINDRO, DIREÇÃO

REF	FN	PART NUMBER	YR/SN	QTY	DESCRIPTION
1		401055A1		1	CILINDRO DE DIRECÇÃO (Two Wheel Drive) Incl 2 - 6
2		NSS		1	NO SE VENDE SEPARADO TUBE Cylinder, Incl in 401055A1
3		401062A1		1	HASTE CILINDRO
4		401061A1		1	KIT DE VEDANTE Component Parts Not Serviced Separately
5		401063A1		1	HEAD ASSY. Right-Hand
6		401064A1		1	HEAD ASSY. Left-Hand

41.216.06	01	p1	1/2017

EIXO, TRANSMISSÃO DIANTEIRO - CILINDRO, DIREÇÃO

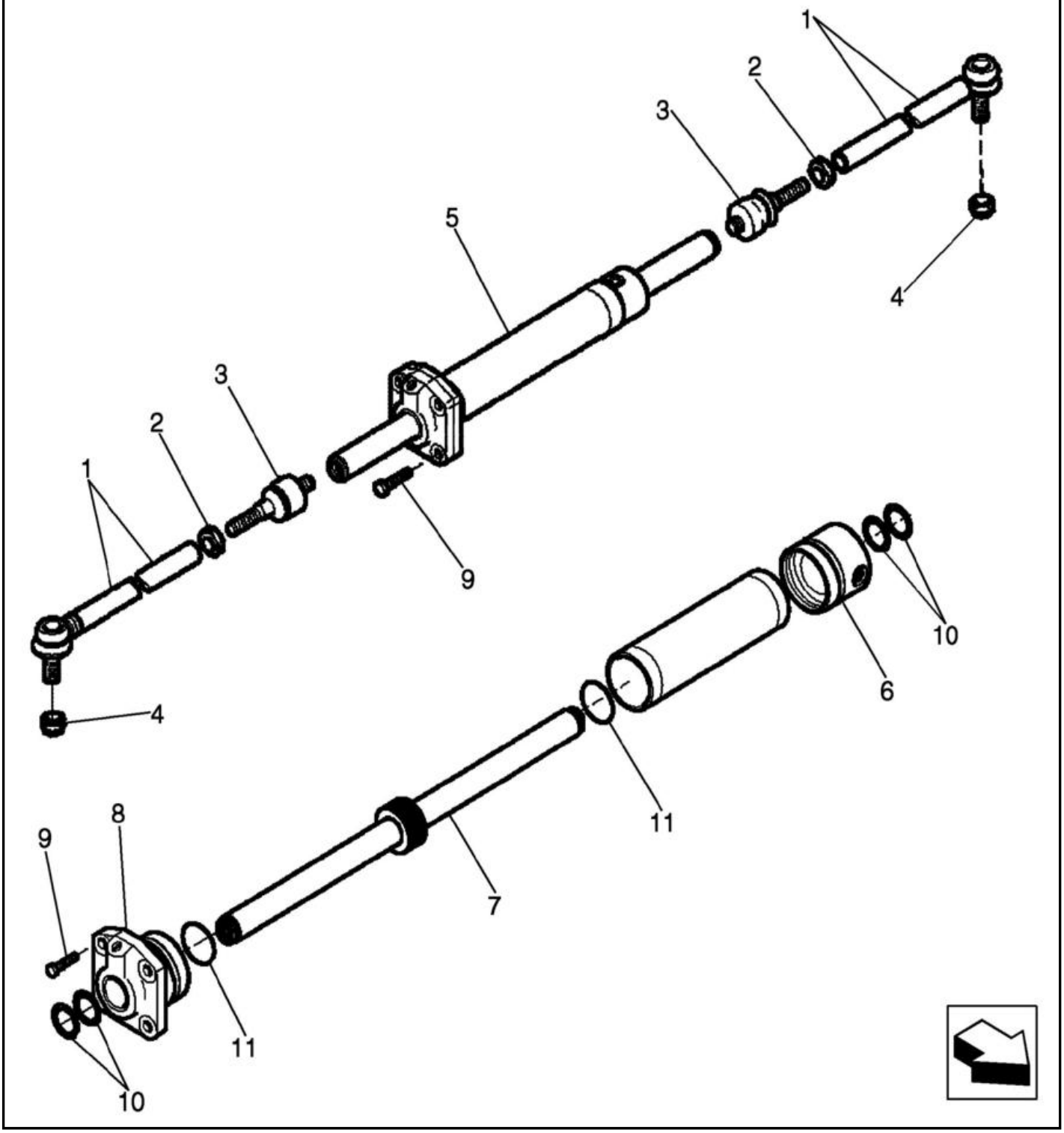

EIXO, TRANSMISSÃO DIANTEIRO - CILINDRO, DIREÇÃO

REF FN	PART NUMBER	YR/SN	QTY	DESCRIPTION
	87395365		1	CONJUNTO DO EIXO 4WD Dianteiro, Incl 1 - 11, Até chassi
	87395365R		1	REMAN-AXLE DIFFERENT 580N LOADER BACKHOE (BRAZIL) (1/12-)
	87395365C			CORE-AXLE, MFD Return Number
	87703818		1	CONJUNTO DO EIXO 4WD Dianteiro, A partir do chassi
	144457A1		2	BRAÇO DE DIRECÇÃO Incl 1 - 3; 87395365 Axle; See below for Axle Arm
1	87710157		1	TIRANTE LONGITUDINAL 26mm OD x 265mm L Ball Joint
2	390030A1		1	PORCA
3	112509A1		1	RÓTULA
4	905839R1		2	CONTRAPORCA M18 x 1.5, Thin M18
5	87710158		1	CILINDRO DE DIRECÇÃO Incl 6 - 16, Order 87710144 Kit to Service Seals
6	87710142		1	CABEÇA DE CILINDRO
7	87710143		1	HASTE
8	87710141		1	TAMPA CILINDRO Gland
9	87710137		4	PARAFUSO M12 x 35
10	NSS		4	NO SE VENDE SEPARADO SEAL Wiper, Incl in 87710144
11	NSS		2	NO SE VENDE SEPARADO O-RING, Incl in 87710144
	87710144		1	VEDANTE DE ÓLEO Incl 10,11

41.216.06	02	p1	1/2017

CILINDRO DE DIRECÇÃO, CONJUNTO, 4WD

CILINDRO DE DIRECÇÃO, CONJUNTO, 4WD

REF	FN	PART NUMBER	YR/SN	QTY	DESCRIPTION
1	1,2	87685547		1	CILINDRO DE DIRECÇÃO Assy, Incl 2 - 5
2		87685579		1	HASTE CILINDRO
3		87685580		1	TAMPA CILINDRO
4		87685581		1	KIT DE VEDANTE
5		87685582		1	TAMPA CILINDRO
.		{}			
.		{}			
6	3,4	87685547		1	CILINDRO DE DIRECÇÃO Assy, Incl 7 - 10
7		47743695		1	HASTE CILINDRO
8		47743700		1	CABEÇA DE CILINDRO
9		47743704		1	KIT DE VEDANTE
10		47743712		1	CABEÇA DE CILINDRO

(1) Vendor Marking on Center of Cylinder

(2) Ognibene

(3) Vendor Marking on End of Cylinder

(4) Giuliani

SECTION INDEX

Rodas

44.511.01	01	**RODAS DIANTEIRAS E PNEUS**
44.511.08	01	**RODAS, DIANTEIRA - PNEUS**
44.512.01	01	**RODAS TRASEIRAS E PNEUS**
44.520.03	01	**RODAS, TRASEIRA - PNEUS**

RODAS DIANTEIRAS E PNEUS



RODAS DIANTEIRAS E PNEUS

REF	FN	PART NUMBER	YR/SN	QTY	DESCRIPTION
1	1	75248059		2	PNEU 10,5/65x16-R28-10PR (STD)
1	2	47903589		2	PNEU 12 x 16.5 - 10PLY (OPC)
	1	148480A1		2	JANTE W8Lx16 (STD) Assy, Includes item 2
2	1	147369A1		1	RODA W8Lx16
	3,1	148025A1		1	CÂMARA DE AR
3	1	148506A1		2	VÁLVULA
4	1	A38208		16	PARAFUSO DE RODA 5/8-18 UNF Class 2A
1	1	75260222		2	PNEU 11Lx16-F3-12PR (OPT)
		47973731		2	RODA COMPLETA W8LX16
		47973732		2	RODA COMPLETA W8LX16
	1	148517A1		2	JANTE W8Lx16 (OPT) Assy, Includes items 2, 3
2	1	147369A1		1	RODA W8Lx16
3	1	148506A1		1	VÁLVULA
4	1	A38208		16	PARAFUSO DE RODA 5/8-18 UNF Class 2A
5	2	371-7060		2	PNEU 12x16.5-8 (GOODYEAR)
5	2	87393270		2	PNEU 12 - 16.5 (10PR) 12x16,5-R4-10PR (GALAXY)
		47973733		2	RODA COMPLETA 9,75X16,5
	2	148482A1		2	RODA 9.75x16.5 Assy, Includes items 6, 7, 8
6	2	148278A1		1	RODA 9.75x16.5
7	2	148506A1		1	VÁLVULA
8	2	148507A1		8	PORCA DE RODA

(1) 4x2

(2) 4x4

(3) Não ilustrado

580N-RETRO-CARREGADORA (BRASIL)

44.511.08	01	p1	1/2017

RODAS, DIANTEIRA - PNEUS



RODAS, DIANTEIRA - PNEUS

REF	FN	PART NUMBER	YR/SN	QTY	DESCRIPTION
1		D125223		2	RODA W8Lx16, 8 Holes, CASE Power Tan 11L x 16 - 10 PR F3 Tires
1		197771A1		2	WHEEL 11L x 16 - 10PR R3 Tires
1		75260131		2	PNEU 12,5/80-18 10 PR, A partir do chassi
2		NS		2	PEÇA NÃO FORNECIDA TIRE Purchase Locally
2		47971554		2	RODA COMPLETA W9X18 E PNEU 12.5/80-18, A partir do chassi
3		387897R91		2	HASTE DA VÁLVULA
4		119243A1		2	RODA 16.5x9.75, 8 Holes, CASE Power Tan 12 x 16.5 - 8 or 10 PR Tires
4		87699875		2	RODA 9x18, 228.6mm W, 8 Holes, CASE Power Tan 12.5/80 x 18 - 10 PR SG
4		87599084		2	RODA COMPLETA 10.5x17.5, 266.8mm W, 8 Holes, CASE Power Tan 14 x 17.5 Tires
4		84210060		2	RODA 16.5" DIA x 9.75" W, 8 Bolts, CASE Power Tan 16.5 x 9.75
5		NS		2	PEÇA NÃO FORNECIDA TIRE Purchase Locally
6		387897R91		2	HASTE DA VÁLVULA
6		148506A1		2	VÁLVULA A partir do chassi
7		A38208		16	PARAFUSO DE RODA 5/8-18 UNF Class 2A 4x2
7		16047031		16	PARAFUSO M18 X 50 FULL 10.9 ZND A partir do chassi
8		100092		16	PORCA DE RODA M18 x 1.5, Cl 8 4x4
9		496-81000		32	ANILHA 25/32" x 1 3/8" x .134", HDN 4x4

44.512.01	01	p1	1/2017

RODAS TRASEIRAS E PNEUS

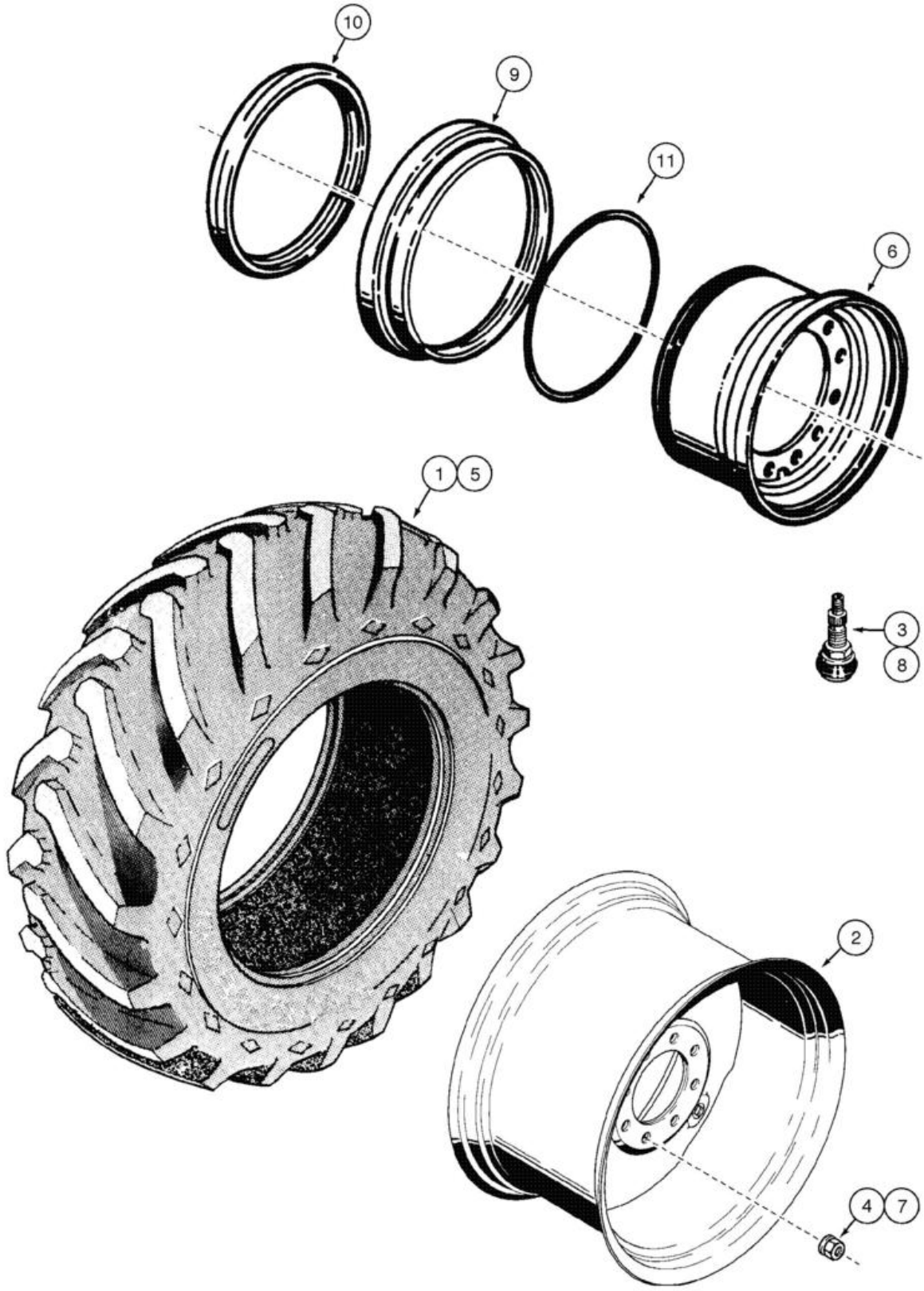

RODAS TRASEIRAS E PNEUS

REF	FN	PART NUMBER	YR/SN	QTY	DESCRIPTION
1	1	70097578		2	PNEU 14Lx24-G2-10PR (STD) Assy
		47973751		2	RODA COMPLETA 9DC X 24/1,4L
	1	75260148		2	RODA 9,00DCx24/1.4L (STD) Assy, Incl 2 - 4
2	1	75259889		1	RODA 9,00DCx24/1.4L
3	1	70096481-2		1	VÁLVULA
4	1	147496A1		10	PORCA DE RODA
1	1	85801444		2	PNEU 19,5Lx24-10PR (Goodyear) (OPT)
		47973743		2	RODA COMPLETA W16L X 24
	1	148483A1		2	JANTE DW16Lx24 (OPT), Incl 2 - 4
2	1	148281A1		1	RODA DW16Lx24
3	1	A20058		1	HASTE DA VÁLVULA
4	1	147496A1		10	PORCA DE RODA
1	1	75260416		2	PNEU 16,9Lx24-10PR (Goodyear) (OPT)
		47973746		2	RODA COMPLETA W15L X 24
	1	148481A1		2	JANTE DW15Lx24 (OPT) Assy, Incl 2 - 4
2	1	148279A1		1	RODA DW15Lx24
3	1	A20058		1	HASTE DA VÁLVULA
4	1	147496A1		10	PORCA DE RODA
5	1	8320758		2	PNEU 17,5x25-12P (Firestone) (OPT)
	1	148679A1		2	CONJUNTO 14x25/1,5 (OPT) Assy, Incl6 - 11
6	1	148680A1		1	RODA 14x25/1,5
7	1	147496A1		10	PORCA DE RODA
8	1	A20058		1	HASTE DA VÁLVULA
9	1	148681A1		1	ANEL side
10	1	148682A1		1	ANEL safety
11	1	A19101		1	O-RING 6.6mm Thk x 590.55mm ID
1	2	85801444		2	PNEU 19,5Lx24-10PR (Goodyear) (OPT)
	2	148483A1		2	JANTE DW16Lx24 (OPT), Incl 2 - 4
2	2	148281A1		1	RODA DW16Lx24
3	2	A20058		1	HASTE DA VÁLVULA
4	2	147496A1		10	PORCA DE RODA
1	2	75260416		2	PNEU 16,9Lx24-10PR (Goodyear) (OPT)

(1) 4x2

(2) 4x4

580N-RETRO-CARREGADORA (BRASIL)

RODAS TRASEIRAS E PNEUS

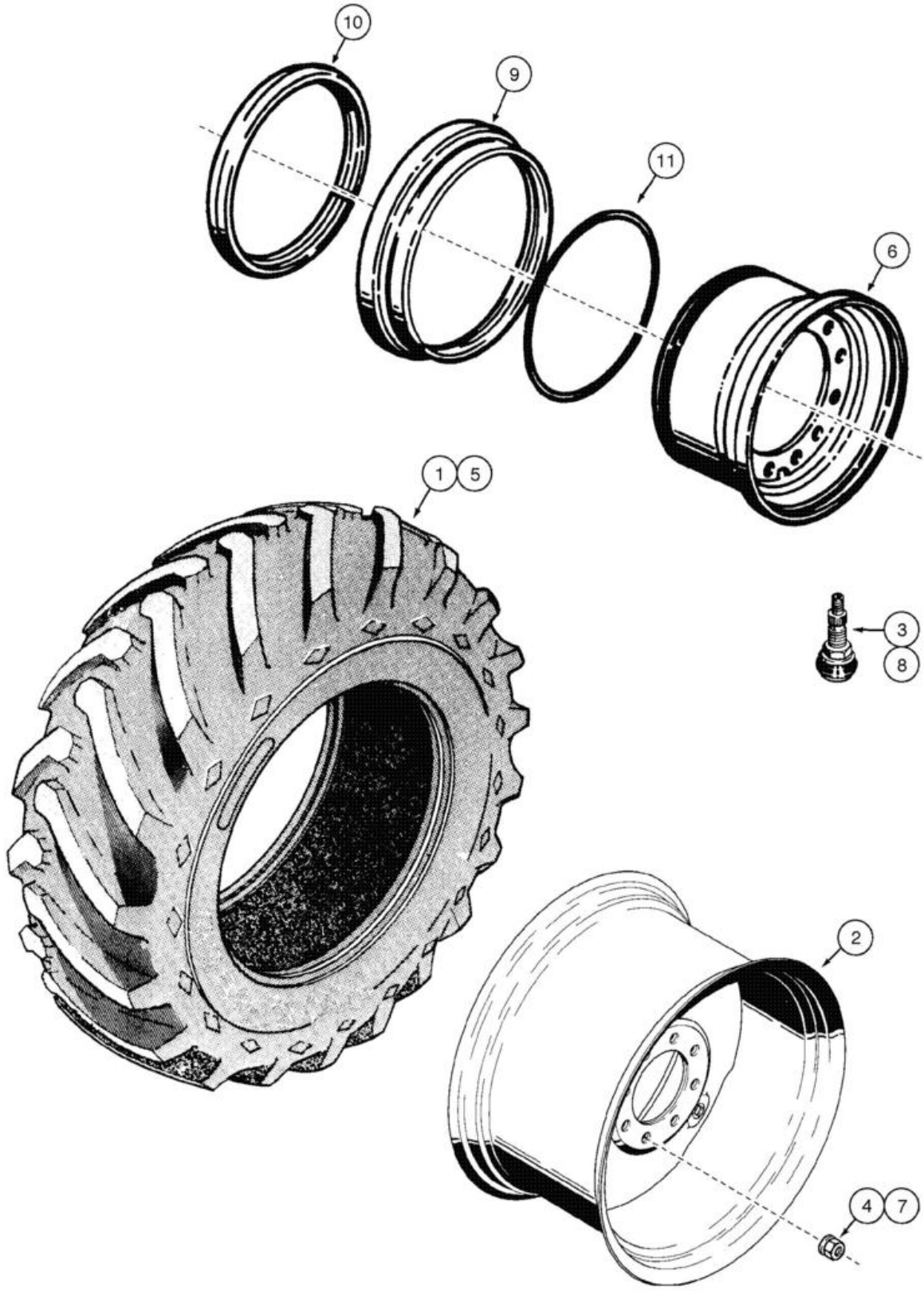

RODAS TRASEIRAS E PNEUS

REF	FN	PART NUMBER	YR/SN	QTY	DESCRIPTION
	1	148481A1		2	JANTE DW15Lx24 (OPT) Assy, Incl 2 - 4
2	1	148279A1		1	RODA DW15Lx24
3	1	A20058		1	HASTE DA VÁLVULA
4	1	147496A1		10	PORCA DE RODA
5	1	8320758		2	PNEU 17,5x25-12P (Firestone) (STD)
		47973753		2	RODA COMPLETA 14-25/1,5
	1	148679A1		2	CONJUNTO 14x25/1,5 (STD) Assy, Incl 6 - 11
6	1	148680A1		1	RODA 14x25/1,5
7	1	147496A1		10	PORCA DE RODA
8	1	A20058		1	HASTE DA VÁLVULA
9	1	148681A1		1	ANEL side
10	1	148682A1		1	ANEL safety
11	1	A19101		1	O-RING 6.6mm Thk x 590.55mm ID

(1) 4x4

44.520.03	01	p1	1/2017

RODAS, TRASEIRA - PNEUS

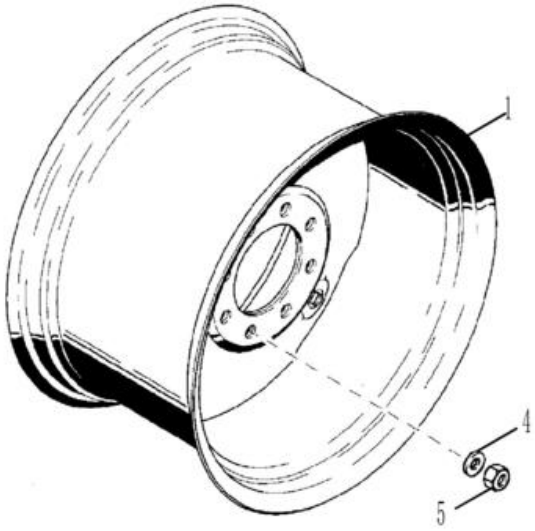





RODAS, TRASEIRA - PNEUS

REF	FN	PART NUMBER	YR/SN	QTY	DESCRIPTION
1		104907A1		2	RODA W16Lx24, 10 Holes, CASE Power Tan 19.5L x 24 Tires - 10 Ply R4
2		27549R1		2	HASTE DA VÁLVULA
3		REF		2	INSTRUÇÃO TIRE Purchase Locally
1		119241A1		2	RODA W15Lx24, 10 Holes, CASE Power Tan 17.5L x 24 Tires - 10 Ply
2		27549R1		2	HASTE DA VÁLVULA
3		REF		2	INSTRUÇÃO TIRE Purchase Locally
1		132953A1		2	RODA W18Lx24, 10 Holes, CASE Power Tan 21L x 24 - 10 Ply
2		A20058		2	HASTE DA VÁLVULA
3		REF		2	INSTRUÇÃO TIRE Purchase Locally
1		119242A2		2	WHEEL 16.9 x 28 - 10 Ply
2		27549R1		2	HASTE DA VÁLVULA
3		REF		2	INSTRUÇÃO TIRE Purchase Locally
4		87313544		20	ANILHA 22mm ID x 44mm OD x 5 mm Thk
5		D138492		20	PORCA M22 X 1.5 - 6 HVY HEX M22; Wheel

SECTION INDEX

Controle de climatização da cabine

50.104.01	01	**CABINE - AQUECEDOR**
50.200.08	01	**CABINE - COMPRESSOR DO AR CONDICIONADO**
50.200.17	01	**CABINE - AR CONDICIONADO, CONDENSADOR E FILTRO SECADOR**
50.206.03	01	**CABINE - TUBOS DO AR CONDICIONADO, EVAPORADOR**
50.206.04	01	**CABINE - FILTRO DE AR**
50.206.05	01	**CABINE - ALOJAMENTO DO VENTILADOR, DUTOS DE VENTILAÇÃO, TUBOS DE DRENAGEM**

50.104.01	01	p1	1/2017

CABINE - AQUECEDOR

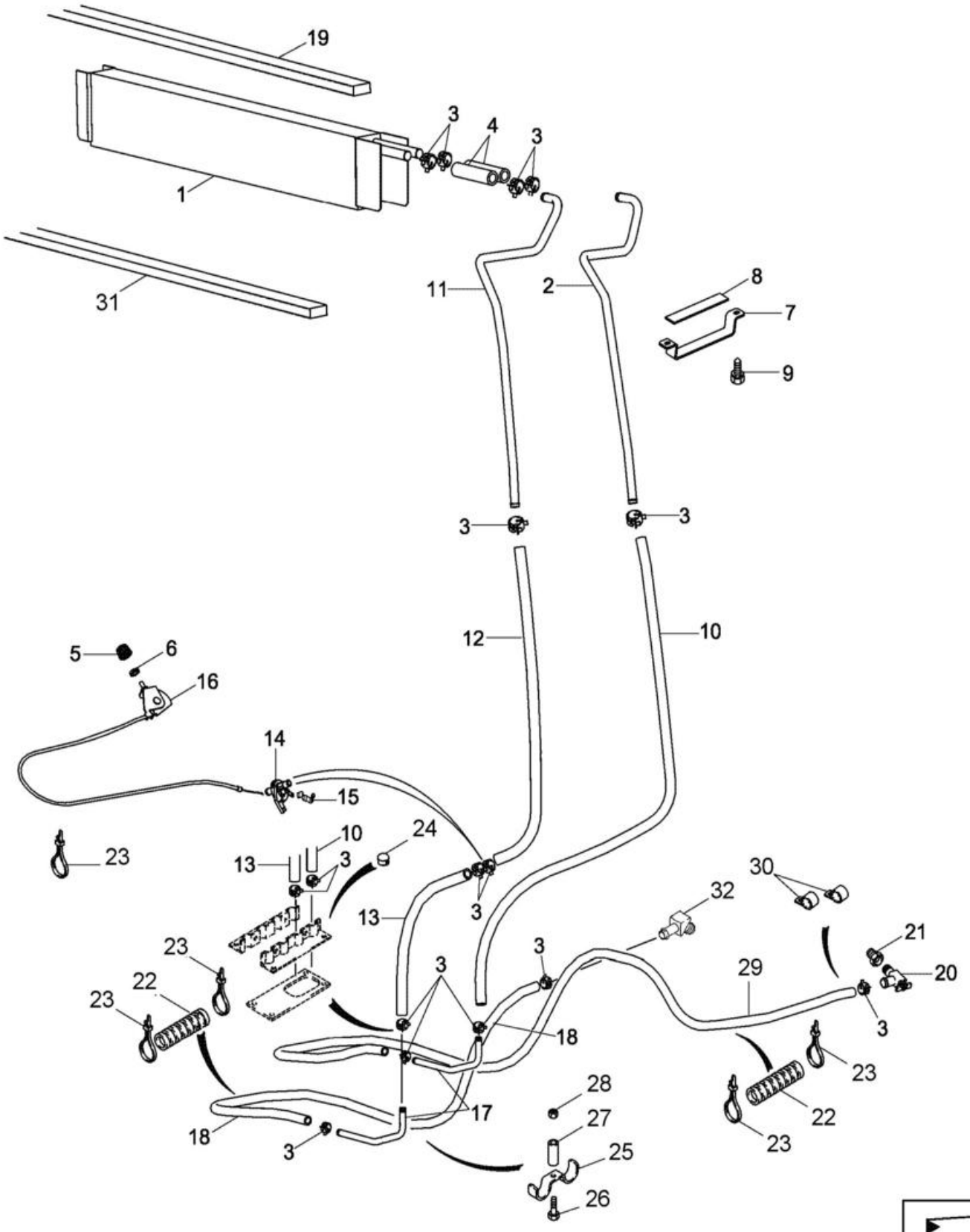

CABINE - AQUECEDOR

REF	FN	PART NUMBER	YR/SN	QTY	DESCRIPTION
1		360262A2		1	PEÇA PRINCIPAL Mounts In Blower Housing Box; Seal Mounts On Top Of Core On Models With Heat Only
2		400282A1		1	TUBO DE CALAFETAÇÃO Front
3		1954736C1		14	BRACADEIRA MANGUEIRA #24
4		377222A1		2	MANGUEIRA DO AQUECED 24mm ID x 100mm L 100 mm; Cut from 97252CX
5		400379A1		1	BOTÃO 23 mm
6		A42561		1	CONTRAPORCA Hex, 7/16" - 28, RH Thd
7		388762A1		1	SUPORTE
8		389402A1		1	TIRA DE BORRACHA
9		86625170		2	PARAFUSO Hwh, M10-16, 3/4"
10		368801A2		1	MANGUEIRA DO AQUECED 24mm ID x 1361mm L, SAEJ2020R3 1361 mm; Cut from 97252CX
11		400280A1		1	TUBO DE CALAFETAÇÃO Rear
12		448428A1		1	MANGUEIRA DO AQUECED 24mm ID x 1175mm L, SAEJ2020R3 1175 mm (46-1/4 in); Heater Valve To Core; Cut From 97252CX
13		448429A1		1	MANGUEIRA DO AQUECED 24mm ID x 150mm L, SAEJ2020R3 150 mm (5-29/32 in) Floor To Valve; Cut From 97252CX
14		1331087C1		1	VÁLVULA DO AQUECEDOR Heater
15		1954626C1		1	FIXADOR DE MOLA
16		1999666C1		1	CONTROLO 862.4mm L Heater; Includes 1999667C1, 1999668C1
		1999667C1		1	CONTROLO
		1999668C1		1	CABO 856mm L
17		190675A1		2	TUBO 15.88 mm OD, 295 mm Length
18		377232A2		1	MANGUEIRA DO AQUECED 2650 mm (104-21/64"); Heater; Return to Water Pump; Cut from 97252CX
19		406287A1		1	TIRA VEDADORA 19mm W x 736mm L x 19mm Thk 19 x 19 x 736 mm; Location Of Seal On Models With Heat Only; On Models With Air Conditioning, Seal Is Located On Evaporator Core
20		87686604		1	VÁLVULA DE CORTE

50.104.01	01	p2	1/2017

CABINE - AQUECEDOR

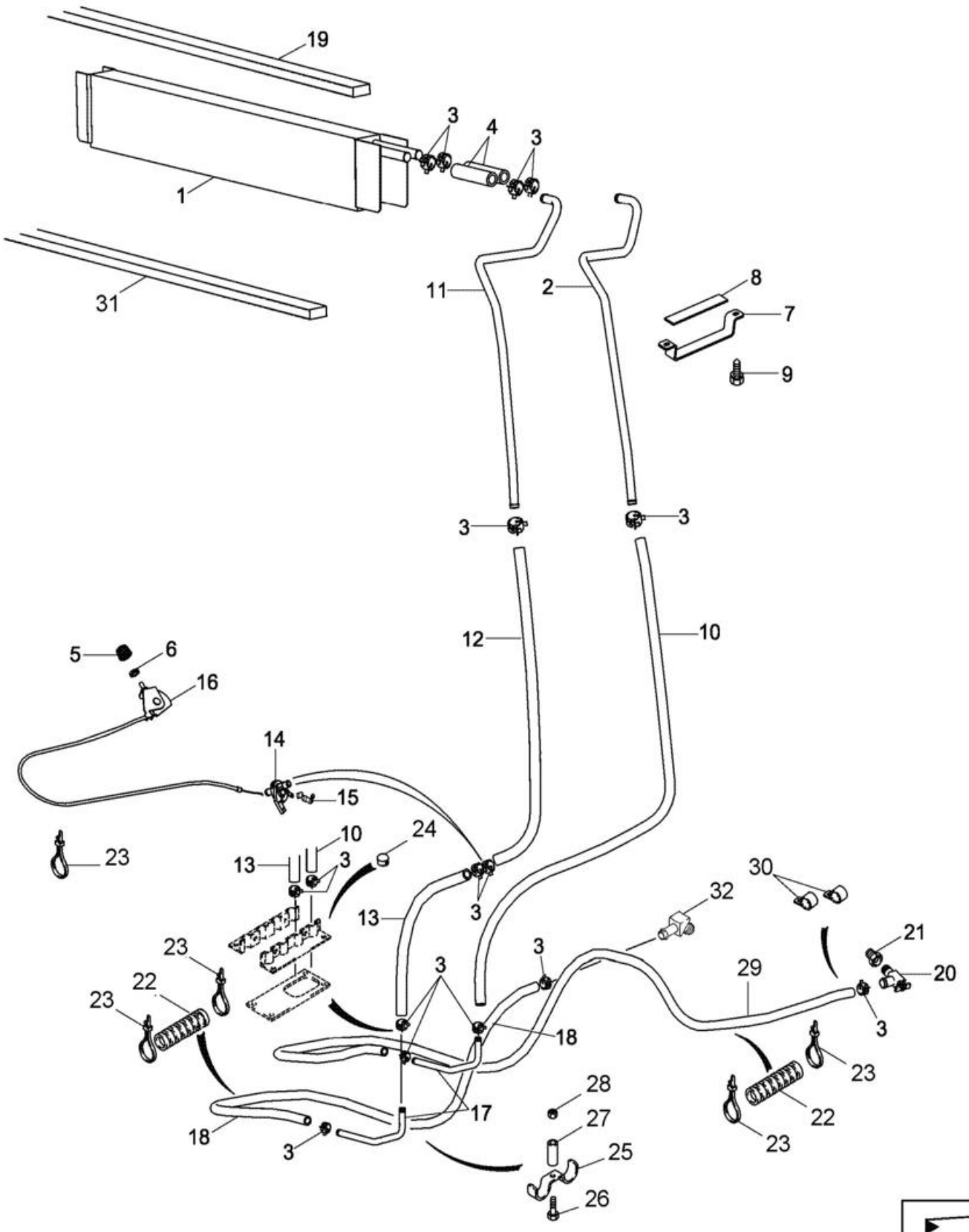

CABINE - AQUECEDOR

REF	FN	PART NUMBER	YR/SN	QTY	DESCRIPTION
21		221-89		1	REDUTOR Hex, 1/2" x 3/8" NPT
22		D132982		7	PALHETA 26.87mm ID x 400mm L Sleeve, 400 mm (15-3/4 in)
23		L18331		6	BRAÇADEIRA DE CABO 375.9mm L, Nylon CABLE STRAP
24		353-410		2	TAMPÃO Dome, .875" hole, Nylon Models with Heat Only
25		D143427		1	BRAÇADEIRA
26		614-8030		1	PARAFUSO Hex, M8 x 1.25 x 30mm, Cl 8.8, Full Thd
27		D143417		1	ESPAÇADOR 10.31mm ID x 15.88mm OD x 6.4mm L
28		825-2408		1	PORCA FLANGEADA M8 x 1.25, Flg, Cl 8
29		377233A2		1	MANGUEIRA DO AQUECED 1830 mm (72-3/64"); Heater; Inlet from Engine; Cut from 97252CX
30		D88052		2	BRAÇADEIRA 25.4mm ID, 10.31mm Bolt Hole, P Type
31		1987096C1		1	CHAPA (Seal), Below Heater Core; Location of Seal on Models with Heat Only; On Models with Air Conditioning, Seal is Located at Rear of Housing
32		87686605		1	ESPIGA

50.200.08	01	p1	1/2017

CABINE - COMPRESSOR DO AR CONDICIONADO

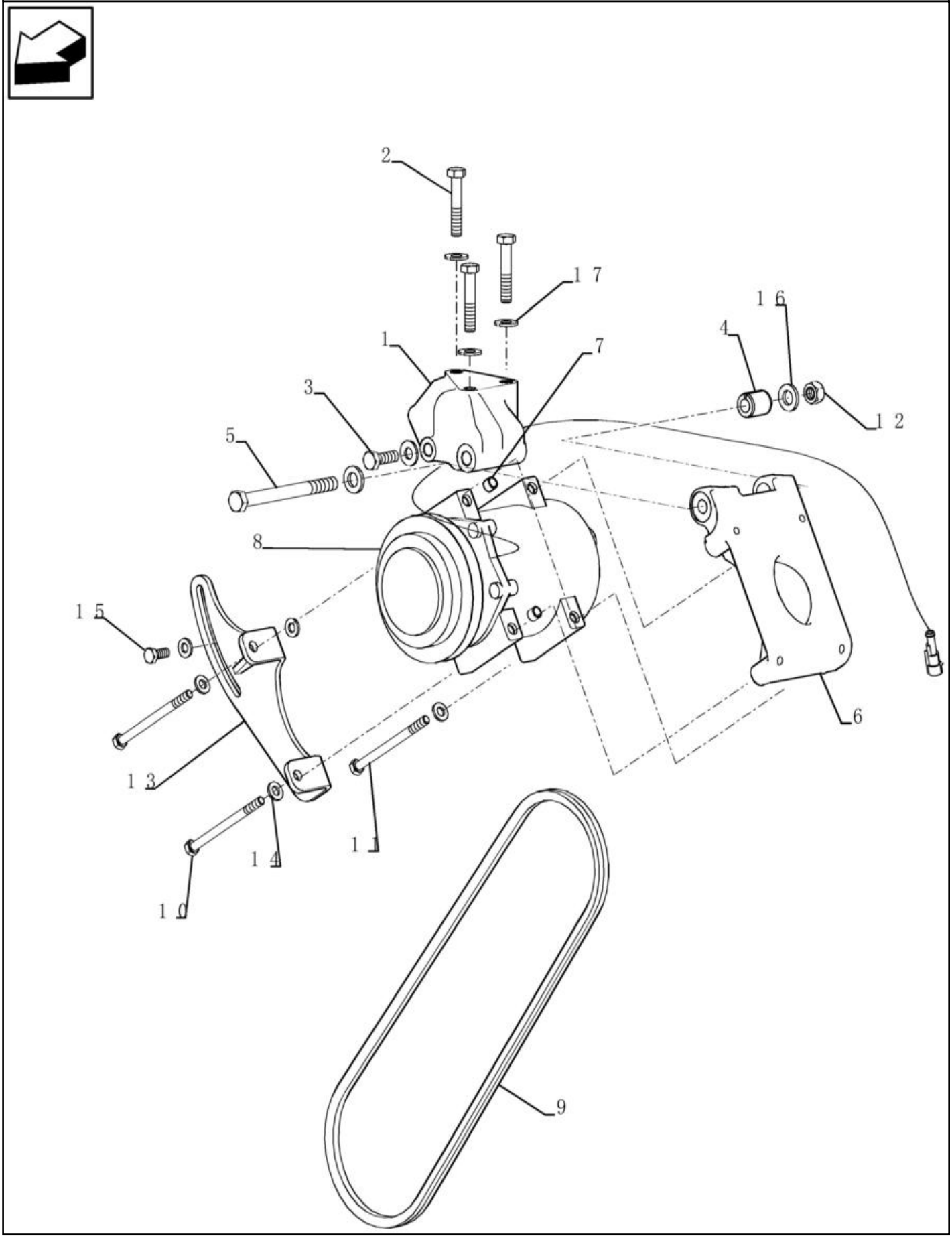

CABINE - COMPRESSOR DO AR CONDICIONADO

REF	FN	PART NUMBER	YR/SN	QTY	DESCRIPTION
1		87429950		1	SUPORTE
2		814-10055		3	PARAFUSO Hex, M10 x 1.5 x 55mm, Cl 8.8
3		614-10030		1	PARAFUSO Hex, M10 x 1.5 x 30mm, Cl 8.8, Full Thd
4		87429951		1	ESPAÇADOR 12.5mm ID x 22.4mm OD x 27mm L
5		814-12130		1	PARAFUSO Hex, M12 x 1.75 x 130mm, Cl 8.8
6		87429948		1	SUPORTE
7		87429952		2	MANGA 8.5mm ID x 11.132mm OD x 9mm L
8		84159489		1	COMPRESSOR AR COND. 12V, W/ Clutch, W/ Pulley
8		47767315		1	COMPRESSOR DE AR
9		87393292		1	V-BELT 13.5 mm W x 1206.5mm L
10		814-8110		2	PARAFUSO Hex, M8 x 1.25 x 110mm, Cl 8.8
11		814-8100		2	PARAFUSO Hex, M8 x 1.25 x 100mm, Cl 8.8
12		829-1412		1	PORCA M12, Cl 10.9
13		87429949		1	BRACKET, SUPPORTING
14		87655042		6	ANILHA ESPECIAL 8.8mm ID x 17.5mm OD x 2.2mm Thk
15		614-8020		1	PARAFUSO Hex, M8 x 1.25 x 20mm
16		87655043		2	ANILHA M12, 13.65mm ID x 24.90mm OD x 3.20mm, HT Boron, ZNM
17		87655046		4	ANILHA ESPECIAL 10.65mm ID x 23mm OD x 2.2mm Thk

50.200.17	01	p1	1/2017

CABINE - AR CONDICIONADO, CONDENSADOR E FILTRO SECADOR

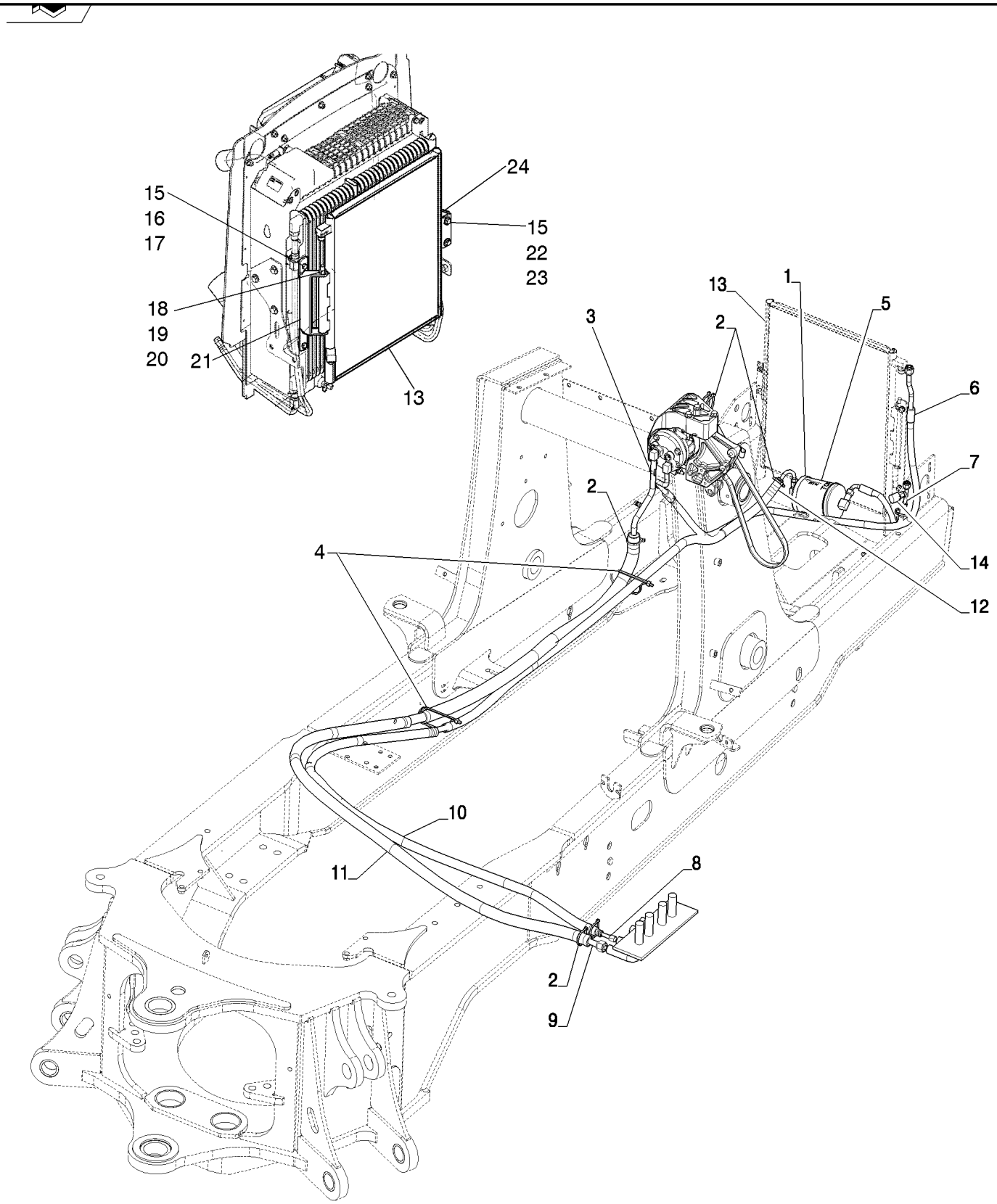

CABINE - AR CONDICIONADO, CONDENSADOR E FILTRO SECADOR

REF FN	PART NUMBER	YR/SN	QTY	DESCRIPTION
1	214-1464		2	BRACADEIRA MANGUEIRA #64, 3.56" - 4.5", Type F Worm
2	232948A1		7	INTERRUPTOR ALTA PRE
3	84292413		1	ARGOLA DE FIXAÇÃO 15mm ID
4	L18331		2	BRAÇADEIRA DE CABO 375.9mm L, Nylon CABLE STRAP
5	86984155		1	RECEPTOR-SECADOR
6	84398074		1	MANGUEIRA AR CONDICI 1350mm L Compressor-Condensador
7	87630218		1	MANGUEIRA AR CONDICI 340mm L Condensador-Reservatório
8	84418866		1	MANGUEIRA 8mm ID x 2787mm L Reservatório-Cabine
9	84490123		1	MANGUEIRA AR CONDICI 2479mm L Cabine-Compressor
10	84522912		1	PROTETOR DE MANGUEIR 19.1mm ID x 2670mm L
11	87726951		1	PROTETOR DE MANGUEIR 26.3mm ID x 1200mm L
12	191703A1		1	PROTETOR DE MANGUEIR 28mm ID x 34mm OD x 400mm L
13	87546291		1	CONDENSADOR
14	232948A1		1	INTERRUPTOR ALTA PRE
15	614-8020		6	PARAFUSO Hex, M8 x 1.25 x 20mm
16	829-1408		4	PORCA Hex, M8 x 1.25, Cl 10.9
17	895-11008		12	ANILHA 9mm ID x 16mm OD x 1.6mm Thk
18	814-10220		1	PARAFUSO Hex, M10 x 1.5 x 220mm, Cl 8.8
19	832-10410		1	PORCA M10 x 1.5, Cl 8
20	895-15010		8	ANILHA 11mm ID x 24mm OD x 2mm Thk
21	87598501		1	BRACKET, PIVOT PIVOT BRACKET
22	833-40408		2	PORCA M8, U
23	895-15008		18	ANILHA 9mm ID x 20mm OD x 1.6mm Thk

50.206.03	01	p1	1/2017

CABINE - TUBOS DO AR CONDICIONADO, EVAPORADOR

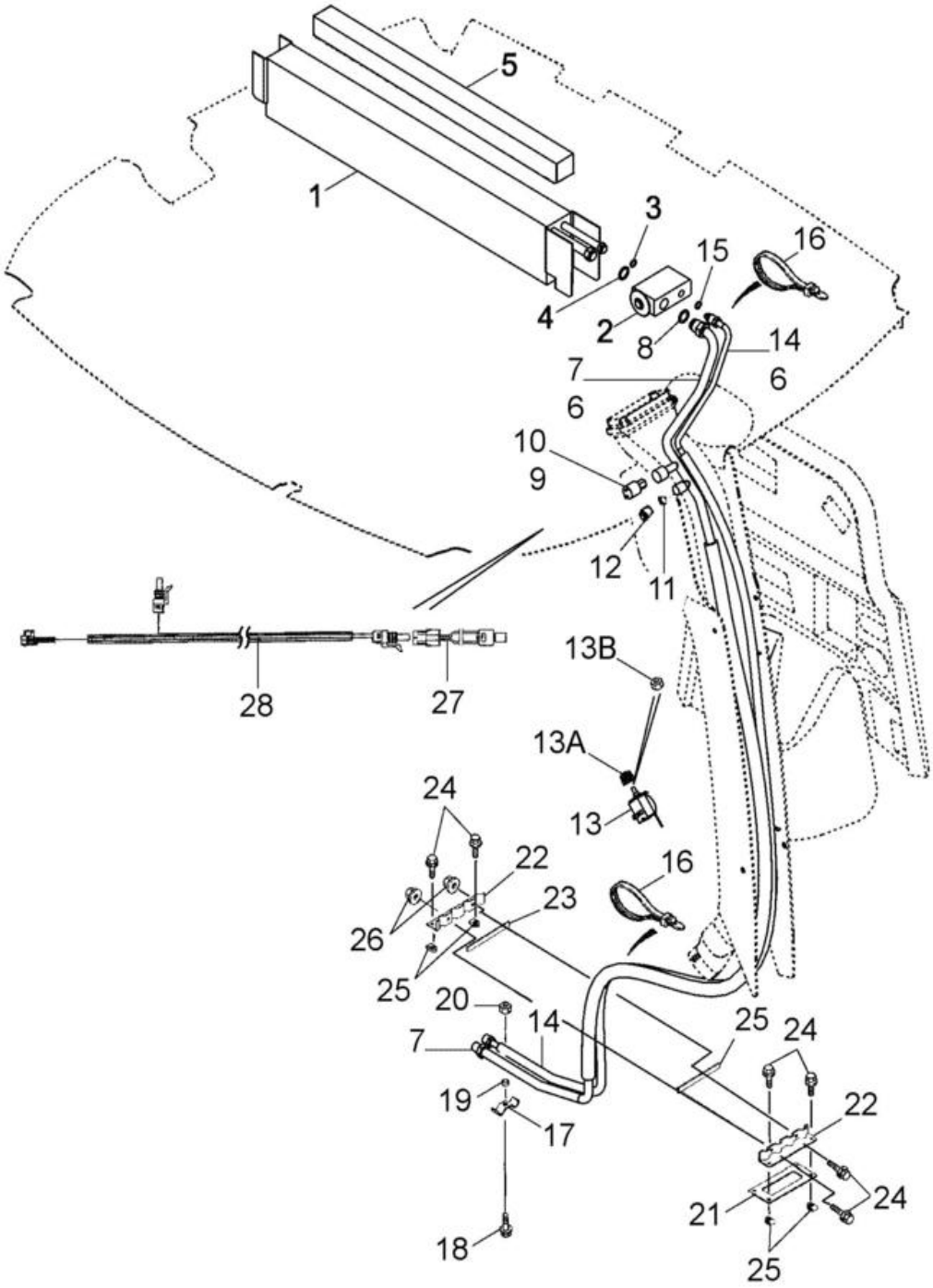

CABINE - TUBOS DO AR CONDICIONADO, EVAPORADOR

REF FN	PART NUMBER	YR/SN	QTY	DESCRIPTION
	363832A5		1	EVAPORADOR Incl. Ref 1 - 4; Not Available as An Assembly; Order Components
1	360263A4		1	EVAPORADOR Core
2	386535A1		1	VÁLVULA
3	128484A1		1	O-RING 0.07" Thk x 0.426" ID, -13, Cl 5, 70 Duro 7/16 ID x 1/16
4	128485A1		1	O-RING 1.78mm Thk x 14mm ID, 70 Duro 9/16 ID x 1/16
	83822C1		3	CINTA Insulation; 63,5 (2-1/2 in) x 610 mm (24-1/64 in)
5	406287A1		1	TIRA VEDADORA 19mm W x 736mm L x 19mm Thk 19 x 19 x 736 mm; Adhesive Back; Models With Heat and Air, Locate Seal On Top Of Core
	345-621		2	CINTA 2 x 6 in
6	{}			
7	360257A1		1	MANGUEIRA AR CONDICI 0.625 Inch OD x 0.049 Inch Wall, Thermoplastic Core Suction; Incl. Ref 8 - 12
8	128485A1		1	O-RING 1.78mm Thk x 14mm ID, 70 Duro 9/16 ID x 1/16
9	128483A1		1	O-RING 1.78mm Thk x 7.65mm ID, 70 Duro 5/16 ID x 1/16; Valve Core
10	1250594C1		1	PEÇA PRINCIPAL Low Pressure Switch
11	1250594C1		1	PEÇA PRINCIPAL Low Side Service Port
12	122553A1		1	TAMPÃO
13	370381A1		1	INTERRUPTOR ROTATIVO Temperature Control; Air Conditioning
13A	400379A1		1	BOTÃO 23 mm
13B	A42561		1	CONTRAPORCA Hex, 7/16" - 28, RH Thd 7/16
14	360256A1		1	MANGUEIRA AR CONDICI 0.375 Inch OD x 0.035 Inch Wall, Thermoplastic Core Pressure; Incl. Ref 15
15	128483A1		1	O-RING 1.78mm Thk x 7.65mm ID, 70 Duro 5/16 ID x 1/16

50.206.03	01	p2	1/2017

CABINE - TUBOS DO AR CONDICIONADO, EVAPORADOR

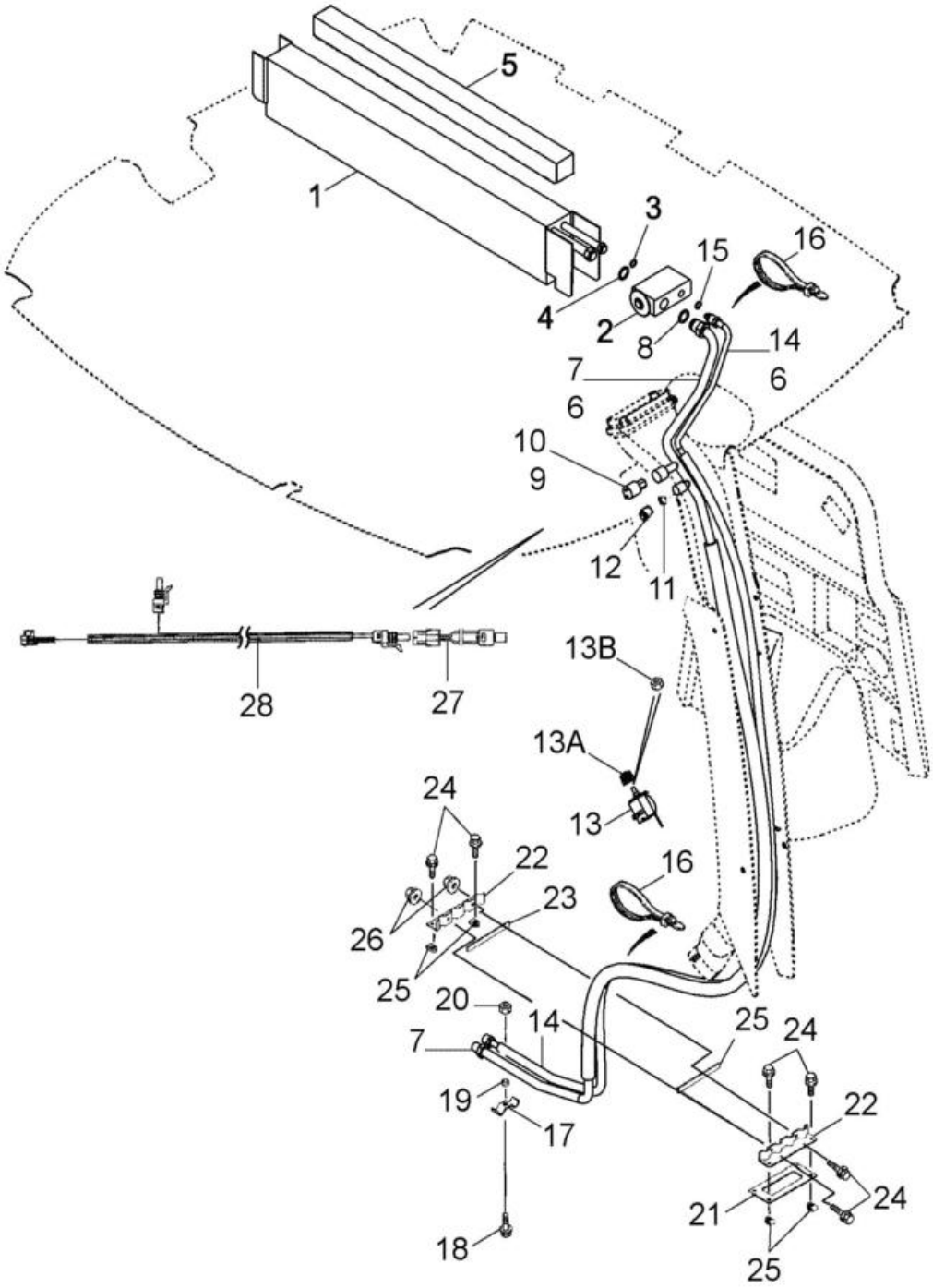

CABINE - TUBOS DO AR CONDICIONADO, EVAPORADOR

REF FN	PART NUMBER	YR/SN	QTY	DESCRIPTION
16	L18337		4	BRAÇADEIRA DE CABO 9.95"-12.1" lg CABLE STRAP
17	D143427		1	BRAÇADEIRA
18	614-8030		1	PARAFUSO Hex, M8 x 1.25 x 30mm, Cl 8.8, Full Thd
19	D143417		1	ESPAÇADOR 10.31mm ID x 15.88mm OD x 6.4mm L
20	825-2408		1	PORCA FLANGEADA M8 x 1.25, Flg, Cl 8
21	124011A1		1	JUNTA 149mm L x 64mmL x 5mm L
22	123980A1		2	FREIO CLAMP, Heater and Air Conditioning Hoses
23	181979A1		2	TIRA VEDADORA
24	845-6020		6	PARAFUSO Hvy Hex, M6 x 20mm, Cl 8.8
25	833-40406		4	PORCA M6, U
26	825-2406		2	PORCA FLANGEADA M6 x 1, Cl 8.8
27	87000228		1	INTERRUPTOR BAIXA PR Blue Wire
28	87538167		1	CABLAGEM Service; A/C Low Pressure Switch; Connects to A/C Compressor and A/C Relay
29	401949A1		5	FIXADOR Xmas Tree Clips; B Post Cover; Not Illustrated
30	L11541		10	BRAÇADEIRA DE CABO 203.2mm L, Nylon CABLE STRAP Tie; Not Illustrated

50.206.04	01	p1	1/2017

CABINE - FILTRO DE AR

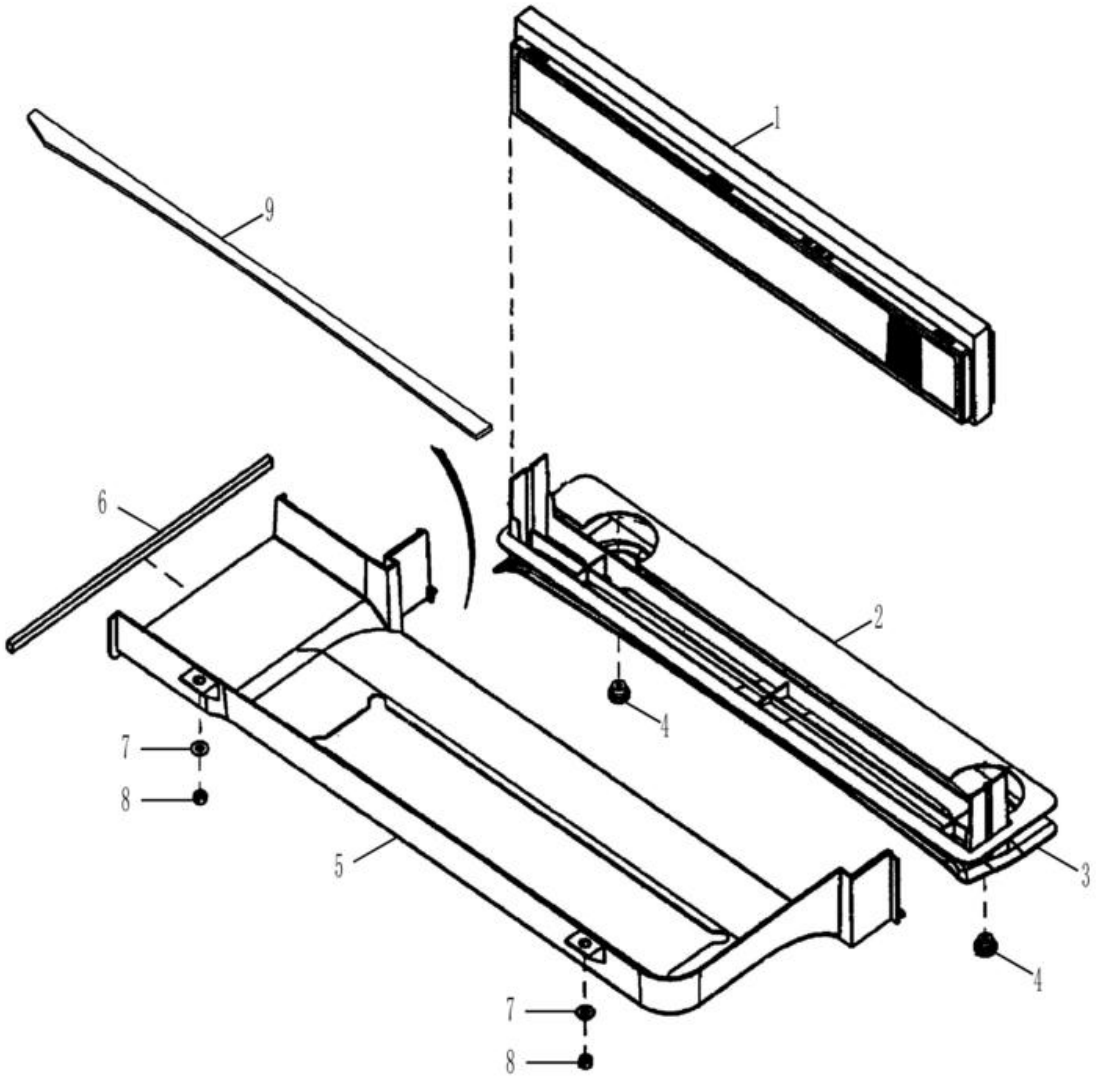

CABINE - FILTRO DE AR

REF FN	PART NUMBER	YR/SN	QTY	DESCRIPTION
1	360260A2		1	FILTRO DA CABINA A/C, 740mm L x 140.4mm W x 50mm Thk, Pleatloc Incl. Foam Seal
2	382770A2		1	ISOLAMENTO DE ESPUMA 3mm Thk
3	360261A1		1	BANDEJA Até o chassi
3	47939821		1	BANDEJA A partir do chassi
4	398738A1		2	BOTÃO Fresh Air Duct Retainer
5	360252A2		1	DUCT Fresh Air Intake
6	368990A1		1	TIRA VEDADORA 13mm W x 432.9mm L x 8mm Thk
7	895-15008		2	ANILHA 9mm ID x 20mm OD x 1.6mm Thk
8	832-10408		2	PORCA M8 x 1.25, Cl 8.8
9	403271A1		1	VEDANTE 882mm L 882 mm; Adhesive Back

50.206.05	01	p1	1/2017

CABINE - ALOJAMENTO DO VENTILADOR, DUTOS DE VENTILAÇÃO, TUBOS DE DRENAGEM

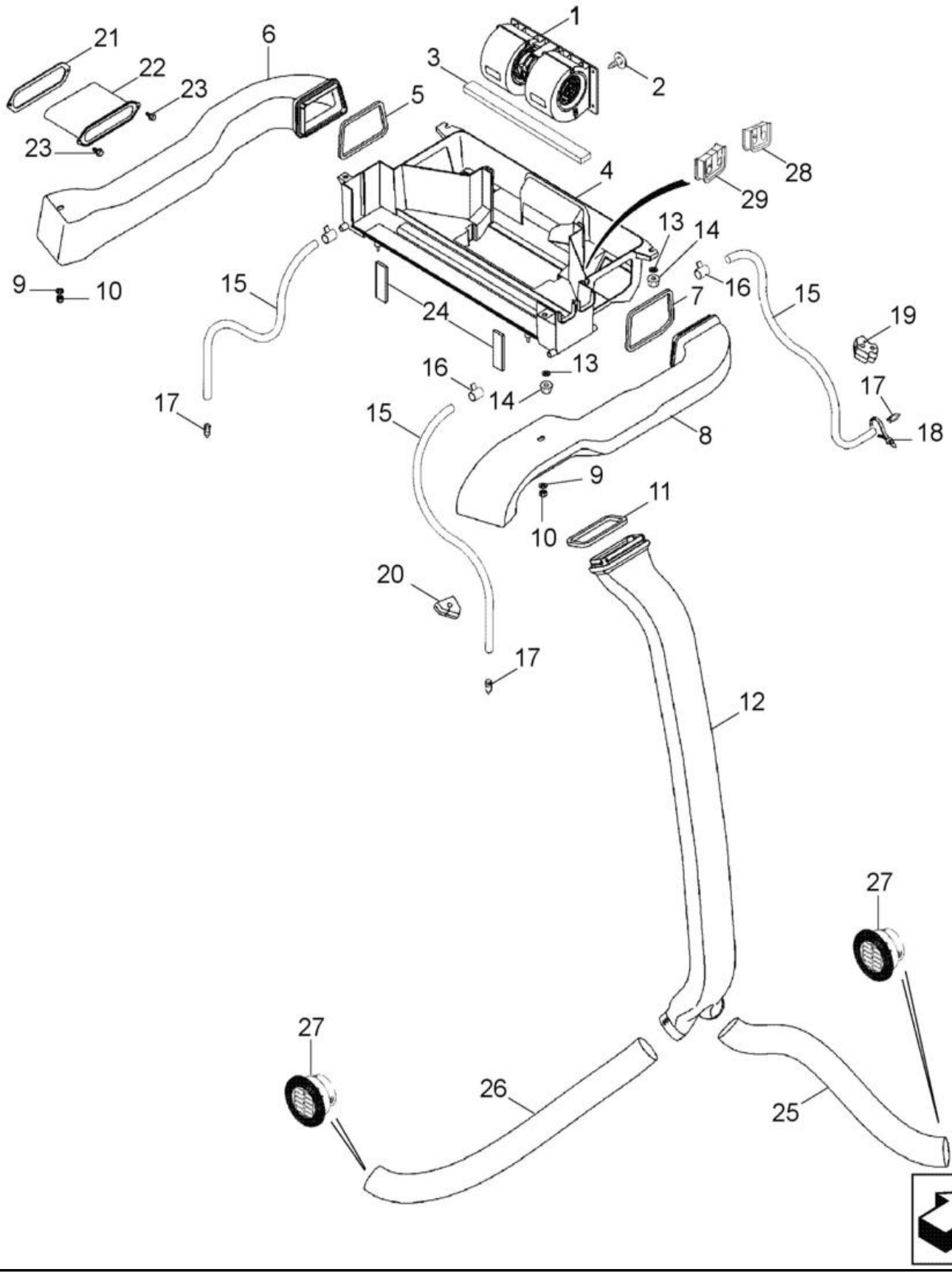

CABINE - ALOJAMENTO DO VENTILADOR, DUTOS DE VENTILAÇÃO, TUBOS DE DRENAGEM

REF FN	PART NUMBER	YR/SN	QTY	DESCRIPTION
1	377220A2		1	BLOWER ASSY. Component Parts Not Serviced Separately; Kysor/Westran Brand; If Used;
	377220A2R		1	VENTILADOR RECUPDERA 580N (BRAZIL) (1/12-)
	377220A2C			VENTILADOR A RENVOVA Return Number
	359504A1		1	RESISTÊNCIA Blower Motor, Consists Of A Multi-Tapped Ceramic Resistor And A Thermal Fuse (kysor number 222979)
1	377241A2		1	BLOWER ASSY. Component Parts Not Serviced Separately; Aurora Brand; If Used;
	377220A2R		1	VENTILADOR RECUPDERA 580N (BRAZIL) (1/12-); Reman For New P/N 377241A2
	377220A2C			VENTILADOR A RENVOVA Return Number
2	182697A1		1	FIXADOR
3	181981A1		1	TIRA VEDADORA 6 x 20 x 355 mm; Adhesive Back; Under Blower
4	360251A3		1	ALOJAMENTO Heat & Air; Inc 4A
4A	373995A1		2	CASQUILHO ; ENCAIXE
5	368805A1		1	ISOLAMENTO DE ESPUMA Left-Hand Duct
6	360253A3		1	CONDUTA DE AR LH
7	369249A1		1	JUNTAS 183mm L Right-Hand Duct
8	360254A3		1	CONDUTA DE AR RH
9	895-15010		2	ANILHA 11mm ID x 24mm OD x 2mm Thk
10	832-10408		2	PORCA M8 x 1.25, Cl 8.8
11	368807A1		1	JUNTAS 8mm Thk
12	360255A1		1	DUCT
13	895-15008		4	ANILHA 9mm ID x 20mm OD x 1.6mm Thk
14	832-10408		4	PORCA M8 x 1.25, Cl 8.8
15	87615800		4	TUBO 16.88 mm ID x 549.00 mm ; Drain
16	214-1406		4	BRACADEIRA MANGUEIRA #06, 0.44" - 0.78", Type F Worm
17	365789A1		4	VÁLVULA DE DRENO
18	L11541		2	BRAÇADEIRA DE CABO 203.2mm L, Nylon
19	383794A2		2	TAMPÃO If Used

50.206.05	01	p2	1/2017

CABINE - ALOJAMENTO DO VENTILADOR, DUTOS DE VENTILAÇÃO, TUBOS DE DRENAGEM

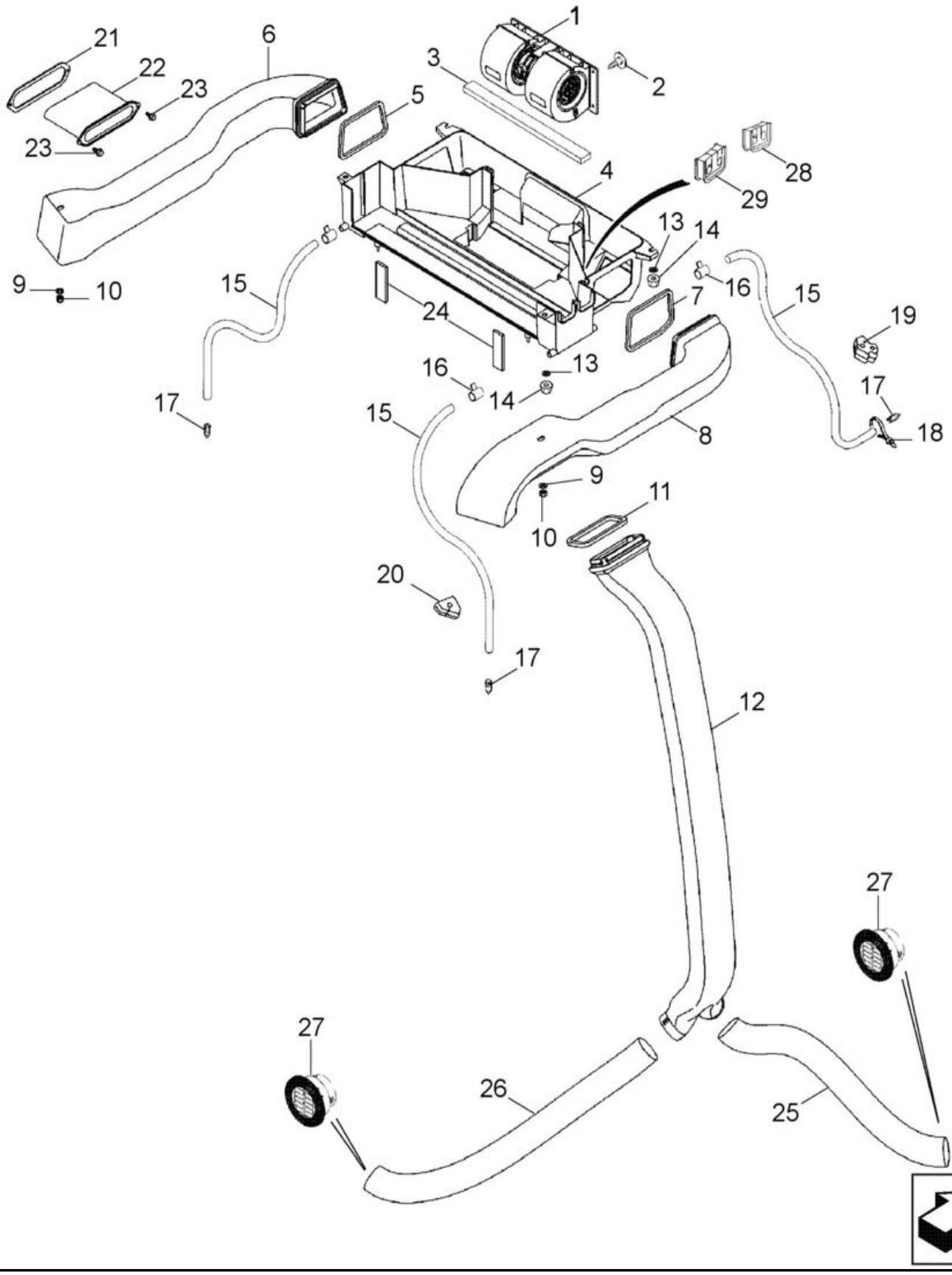

CABINE - ALOJAMENTO DO VENTILADOR, DUTOS DE VENTILAÇÃO, TUBOS DE DRENAGEM

REF FN	PART NUMBER	YR/SN	QTY	DESCRIPTION
20	383795A2		2	TAMPÃO If Used
20	395470A1		2	TAMPÃO If Used
21	381113A2		1	ISOLADOR 3mm Thk
22	381111A2		1	MANGA
23	281-18712		2	PARAFUSO Hex Wash Hd, 1/4" x 3/4"
24	377230A3		2	VEDANTE 94mm L 16 mm thk; Fresh Air Duct To Ventilation Housing
25	375392A1		1	CONDUTA DE AR 750 mm; Cut from 236559A1
26	368818A1		1	CONDUTA DE AR 1015 mm; Cut from 236559A1
27	398986A1		2	RESPIRO Até chassi
27	47945983		2	GRELHA A partir do chassi
28	403225A1		1	VEDANTE 62mm L Heater Tubes At Housing
29	403193A1		1	VEDANTE 62mm L Air Conditioning Tubes At Housing

SECTION INDEX

Sistemas elétricos

55.100.01	01	**CHICOTE, INSTALAÇÃO - CHASSI**
55.100.02	01	**CHICOTE, INSTALAÇÃO - TRANSMISSÃO**
55.100.02	02	**CHICOTE - TRANSMISSÃO SPS**
55.100.02	03	**CHICOTE - TRANSMISSÃO SPS**
55.100.03	01	**CHICOTE - CHASSI**
55.100.20	01	**SISTEMA ELÉTRICO DO MOTOR**
55.100.30	01	**CHICOTE, TRANSMISSÃO 2WD / 4WD POWERSHIFT - VÁLVULA DE COMANDO**
55.100.40	01	**SISTEMA ELÉTRICO - TRANSMISSÃO, POWERSHIFT TIPO S**
55.201.01	01	**MOTOR DE PARTIDA E ALTERNADOR**
55.201.03	01	**MOTOR DE PARTIDA**
55.301.01	01	**ALTERNADOR**
55.301.07	01	**BATERIA, DUPLA - PARTIDA A FRIO**
55.301.08	01	**BATERIA, SIMPLES**
55.301.08	02	**SISTEMA ELÉTRICO - BATERIA SIMPLES**
55.404.01	01	**SISTEMA ELÉTRICO - FARÓIS, TOLDO ROPS**
55.404.01	02	**SISTEMA ELÉTRICO - FARÓIS, TOLDO ROPS**
55.408.01	01	**FAROL, ROTATIVO**
55.408.01	02	**BUZINA**
55.408.02	01	**ALARME DE RÉ**
55.408.09	01	**BUZINA - ALARME, DE RÉ**
55.510.01	01	**RÁDIO**
55.512.13	01	**CHICOTE, INSTALAÇÃO - CONSOLE FRONTAL STD, TRANSMISSÃO STANDARD TOLDO**
55.512.14	01	**CHICOTE - CONSOLE FRONTAL, INTERRUPTORES**
55.512.14	02	**CHICOTE - CONSOLE FRONTAL, SUPORTES**
55.512.14	03	**CIRCUITO ELÉTRICO DO PAINEL DIANTEIRO - MONTAGEM**
55.512.15	01	**CHICOTE, INSTALAÇÃO - CONSOLE FRONTAL STD**
55.512.15	02	**CHICOTE - CONSOLE FRONTAL STD, TRANSMISSÃO STANDARD**
55.512.15	03	**CHICOTE - CONSOLE FRONTAL, TRANSMISSÃO SPS**
55.512.16	01	**SISTEMA ELÉTRICO - CONSOLE LATERAL, TRANSMISSÃO TIPO S E H**
55.512.16	02	**CHICOTE, INSTALAÇÃO - CONSOLE LATERAL**
55.512.16	03	**SISTEMA ELÉTRICO - CONSOLE LATERAL, TRANSMISSÃO TIPO H**
55.512.17	01	**SISTEMA ELÉTRICO - CONSOLE LATERAL, TRANSMISSÃO TIPO S**
55.512.17	02	**CHICOTE, INSTALAÇÃO - CONSOLE LATERAL, TRANSMISSÃO TIPO S E H**
55.512.18	01	**HARNESS - BACKHOE DUAL AUXILIARY HYDRAULIC WITH MECHANICAL CONTROLS (Apr 5 2012 11:19:00.5108 AM)**
55.512.18	01	**HARNESS - BACKHOE DUAL AUXILIARY HYDRAULIC WITH MECHANICAL CONTROLS (Apr 5 2012 11:19:00.5109 AM)**

SECTION INDEX

Sistemas elétricos

55.512.19	01	**CHICOTE - RETROESCAVADEIRA, AUXILIAR HIDRÁULICO SIMPLES, COM COMANDOS PILOTADOS**
55.512.20	01	**CHICOTE - RETROESCAVADEIRA, AUXILIAR HIDRÁULICO DUPLO, COM COMANDOS PILOTADOS**
55.512.21	01	**CHICOTE - RETROESCAVADEIRA, COM COMANDOS PILOTADOS**
55.514.01	01	**FARÓIS, CABINE ROPS**
55.518.01	01	**CABINE - LIMPADOR DE PÁRA-BRISA DIANTEIRO**
55.518.02	01	**CABINE - LIMPADOR DE PÁRA-BRISA TRASEIRO**
55.518.05	01	**CABINE - LÁVA PÁRA-BRISAS, PÁRA-BRISAS**
55.518.07	01	**TOLDO, ROPS - LIMPADOR DE PÁRA-BRISA, DIANTEIRO E LAVADOR DE PÁRA-BRISA**
55.518.08	01	**TOLDO, ROPS - LIMPADOR DE PÁRA-BRISA DIANTEIRO**
55.520.01	01	**TELEMATICS - CABINE**
55.520.02	01	**TELEMATICS - TOLDO**

55.100.01	01	p1	1/2017

CHICOTE, INSTALAÇÃO - CHASSI

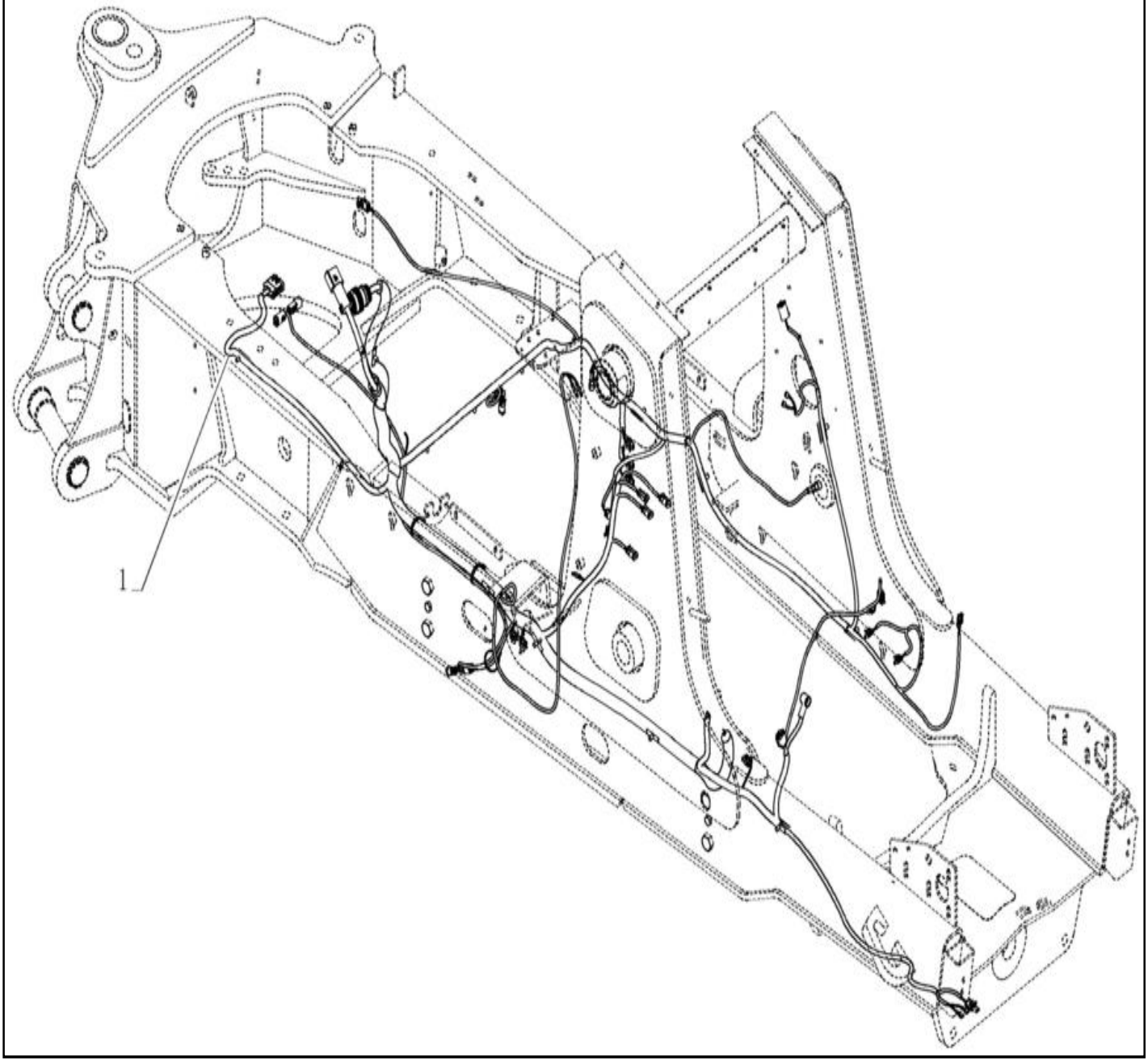

CHICOTE, INSTALAÇÃO - CHASSI

REF	FN	PART NUMBER	YR/SN	QTY	DESCRIPTION
1		84342276		1	CABLAGEM

580N-RETRO-CARREGADORA (BRASIL)

55.100.02	01	p1	1/2017

CHICOTE, INSTALAÇÃO - TRANSMISSÃO

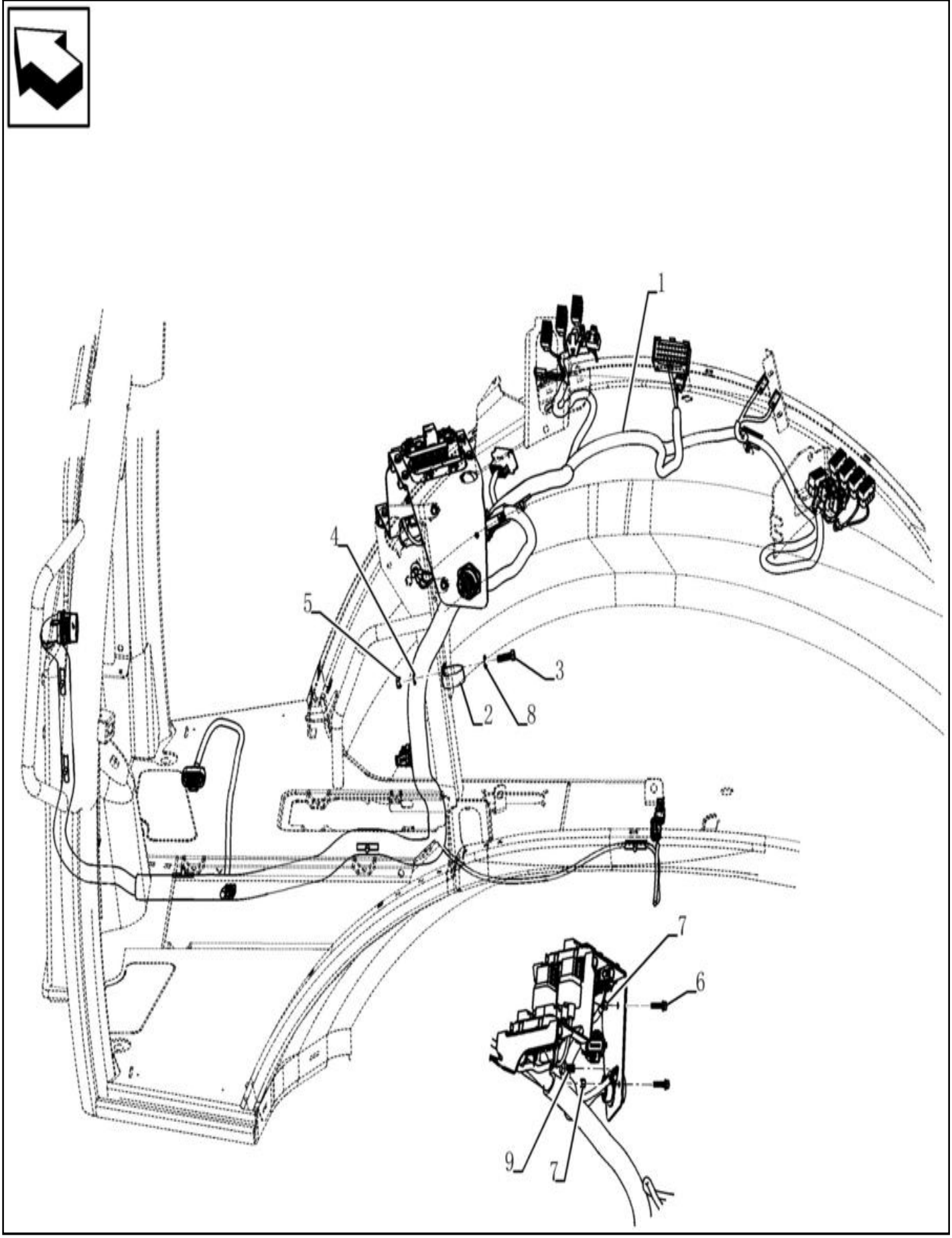

CHICOTE, INSTALAÇÃO - TRANSMISSÃO

REF	FN	PART NUMBER	YR/SN	QTY	DESCRIPTION
1	1	47488855		1	CABLAGEM SPS, Mechanic OPT
1	2	47488860		1	CABLAGEM STD. Mechanic OPT
1	3	47488861		1	CABLAGEM SPS, Mechanic OPT
1	4	47488859		1	CABLAGEM STD. Mechanic OPT
2		515-23444		1	BRAÇADEIRA 1 3/4", Insul, 3/8" Bolt
3		614-8030		1	PARAFUSO Hex, M8 x 1.25 x 30mm, Cl 8.8, Full Thd
4		892-11008		1	ANILHA DE RETENÇÃO 8mm ID
5		824-1408		1	PORCA M8 x 1.25, Cl 10
6		844-6025		2	PARAFUSO Hvy Hex, M6 x 25mm, Cl 8.8
7		832-10406		2	PORCA M6 x 1, Cl 8
8		87655042		1	ANILHA ESPECIAL 8.8mm ID x 17.5mm OD x 2.2mm Thk
9		844-10020		1	PARAFUSO Hvy Hex, M10 x 20mm, Cl 8.8

(1) For Cab
(2) Para Cabine
(3) For Rops
(4) Para Toldo

55.100.02	02	p1	1/2017

CHICOTE - TRANSMISSÃO SPS

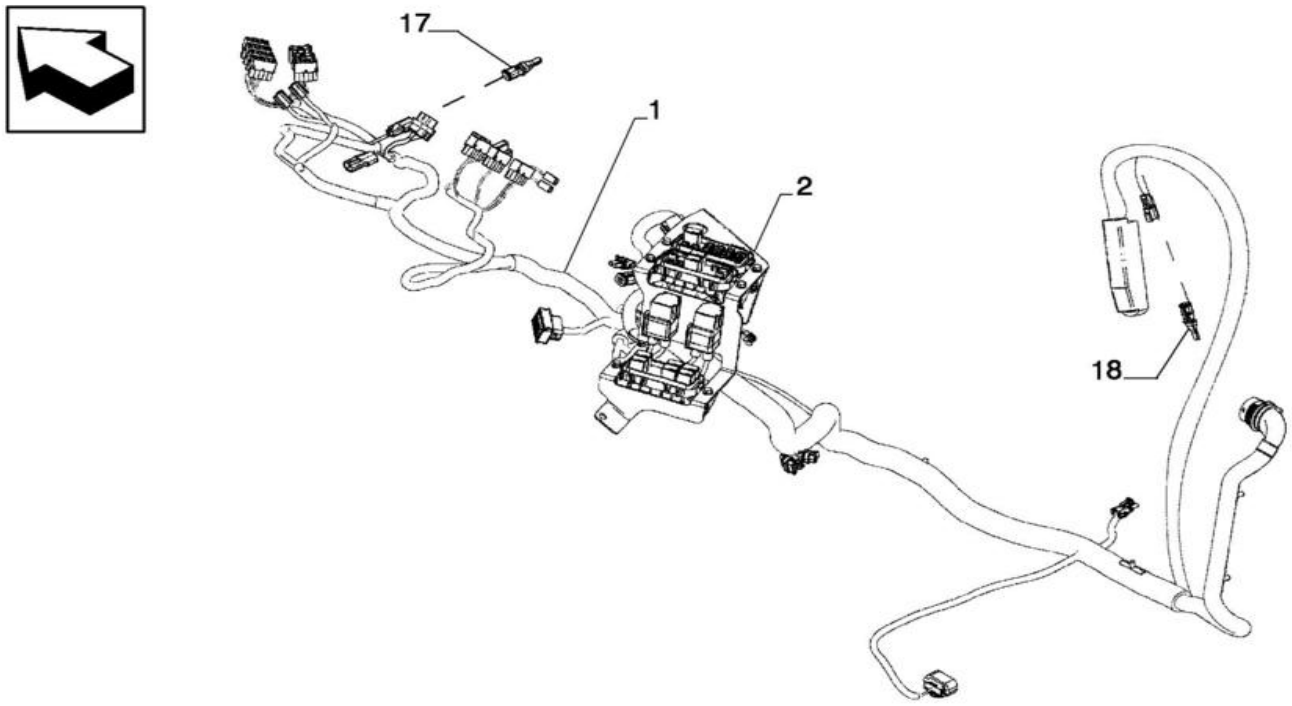

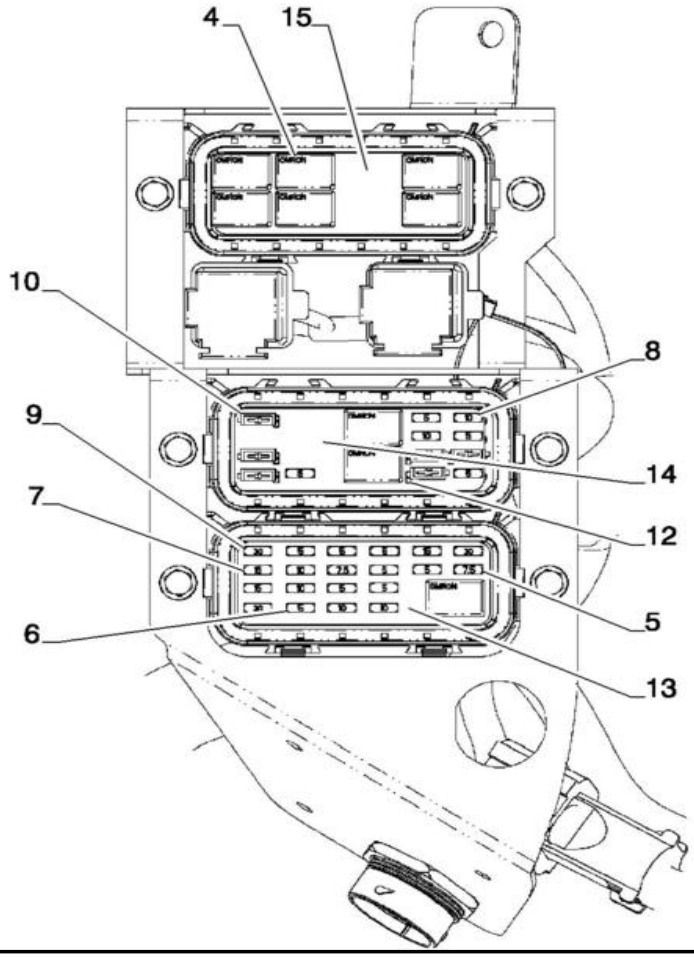

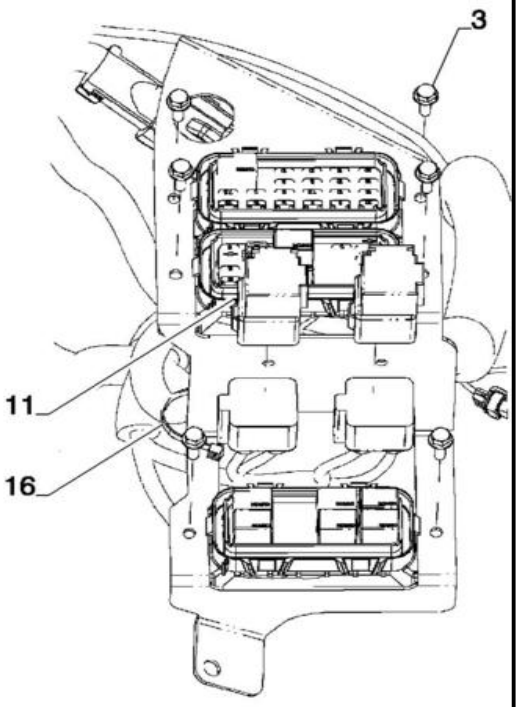

CHICOTE - TRANSMISSÃO SPS

REF	FN	PART NUMBER	YR/SN	QTY	DESCRIPTION
1	1	47480870		1	CABLAGEM Mechanical, OPT
1	2	47480869		1	CABLAGEM Mechanical, OPT
1	1	47480868		1	CABLAGEM SPS
1	2	47480871		1	CABLAGEM SPS
2		84292270		1	SUPORTE
3		845-6020		6	PARAFUSO Hvy Hex, M6 x 20mm, Cl 8.8
4		87655334		9	RELÉ 12V, 35A, Micro (Used for SAHR Park Break, SAHR Park Brake Trans Cutout, Starter, Power #1, #2, #3, #4, Comfort Steer, Fwd, Neutral, Reverse, Trans De-clutch, Lighting, A/C)
5		121411A1		2	FUSÍVEL 7.5A, Mini, Brown (Used Trans Diff Lock, 4WD Auto Ride Ctl, Turn Signal, Hazzard, ECU B+)
6		121410A1		12	FUSÍVEL 5A, Mini, Tan (Used for Tail Light, Dome Light, High Beam, Beacon, Radio B+, Horn, Trax B+, 2WD Ride Control, SAHR Brake, Comfort Steer, Powerlift, ECU B+, Instrument Cluster, Telematics)
7		121413A1		3	FUSÍVEL 15A, Mini, Blue (Used for Side/Head/Front Work Lights)
8		121412A1		6	FUSÍVEL 10A, Mini, Red (Used for ECU B+, Front/Rear Wiper/Washer, Pilot Ctl, A/C, Key Switch, Quick Coupler, EH Clam, Radio)
9		121416A1		3	FUSÍVEL 30A, Mini, Green (Used for Cigarette Lighter, Blower Motor, Customer B+, Customer Key On)
10		416569A1		6	ELEMENTO DE DÍODO 7300W (Used for Quick Coupler, Fwd/Reverse Signal, Torque Control)
11		84271717		2	RELÉ 12V, 50A (Used for Power #1 & #2, ECU B+)
12		84292399		6	CHAVETA PARALELA (Used for Fwd/Reverse Signal)
13		84290788		1	DÍSTICO

(1) For Cab

(2) For Rops

580N-RETRO-CARREGADORA (BRASIL)

CHICOTE - TRANSMISSÃO SPS

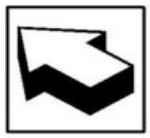

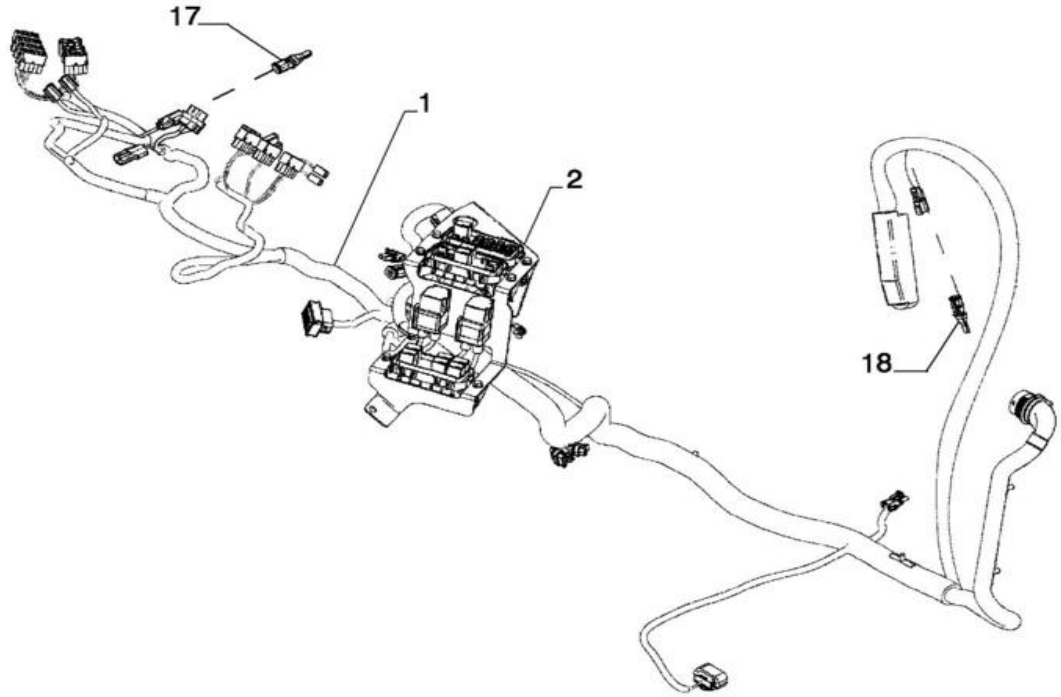

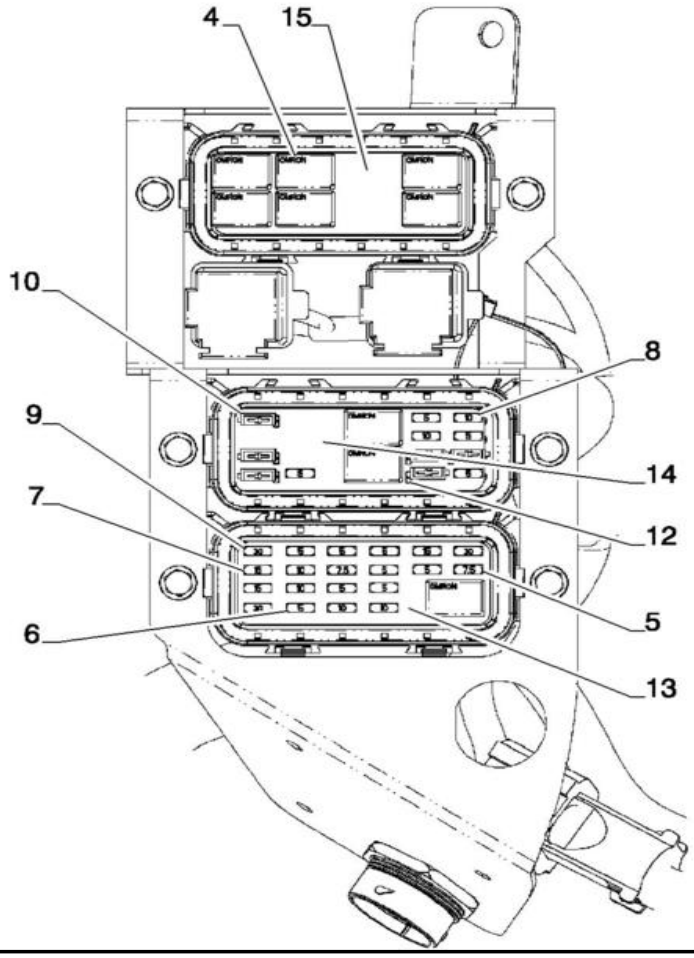

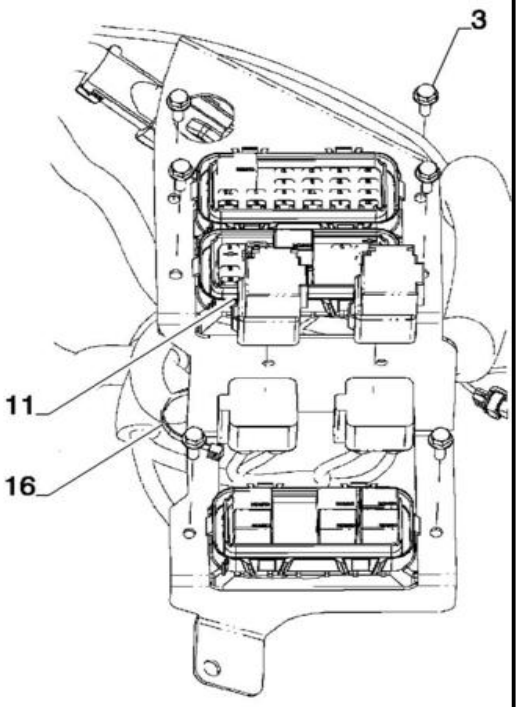

CHICOTE - TRANSMISSÃO SPS

REF FN	PART NUMBER	YR/SN	QTY	DESCRIPTION
14	84290785		1	DÍSTICO
15	84290787		1	DÍSTICO
16	L11541		1	BRAÇADEIRA DE CABO 203.2mm L, Nylon CABLE STRAP
17	84271440		1	RESISTÊNCIA Oil Temperature
18	84271442		1	RESISTÊNCIA

55.100.02	03	p1	1/2017

CHICOTE - TRANSMISSÃO SPS

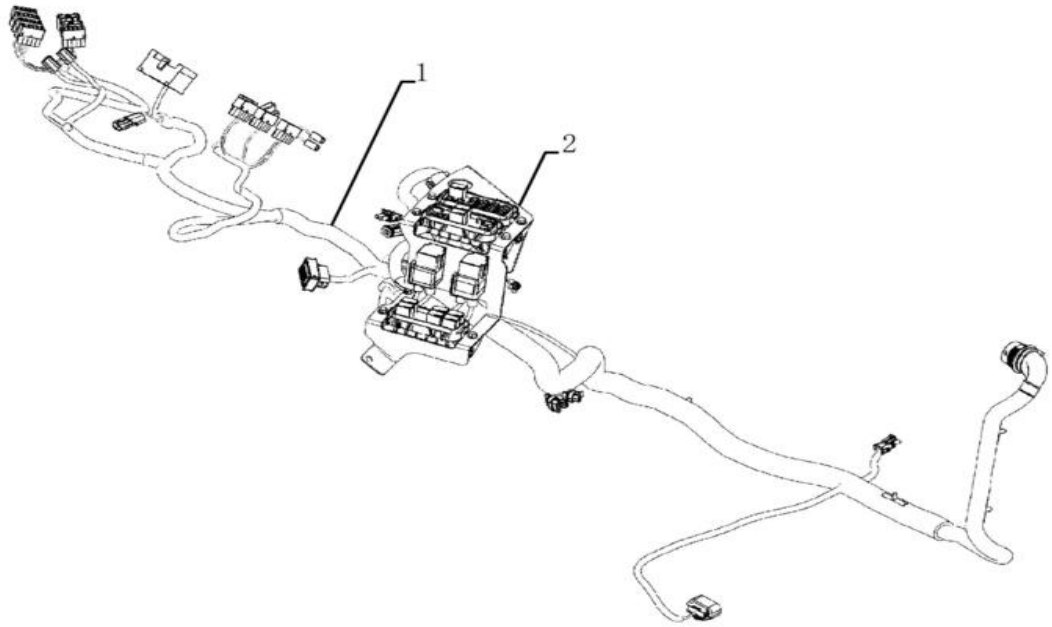

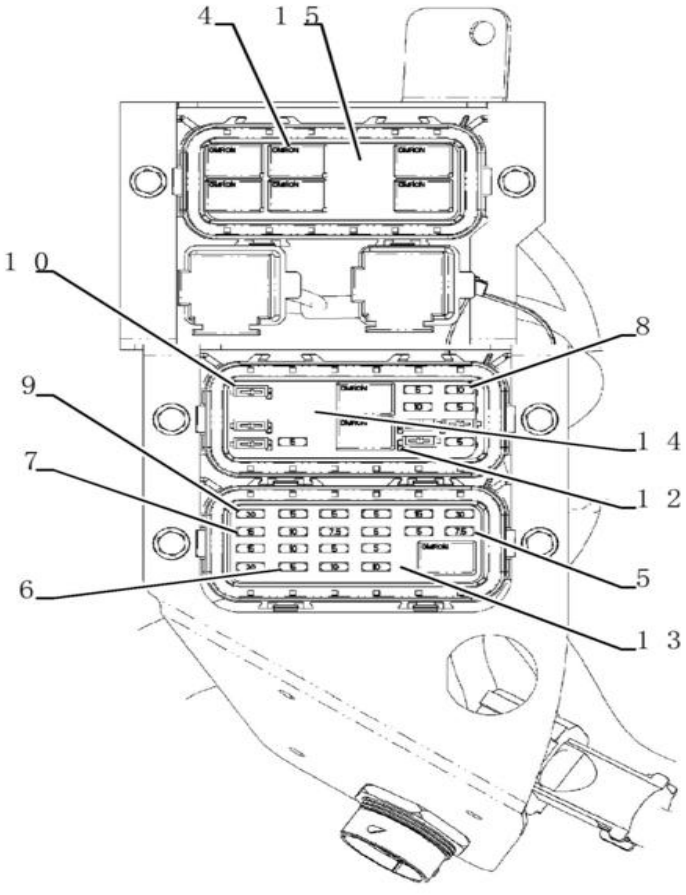

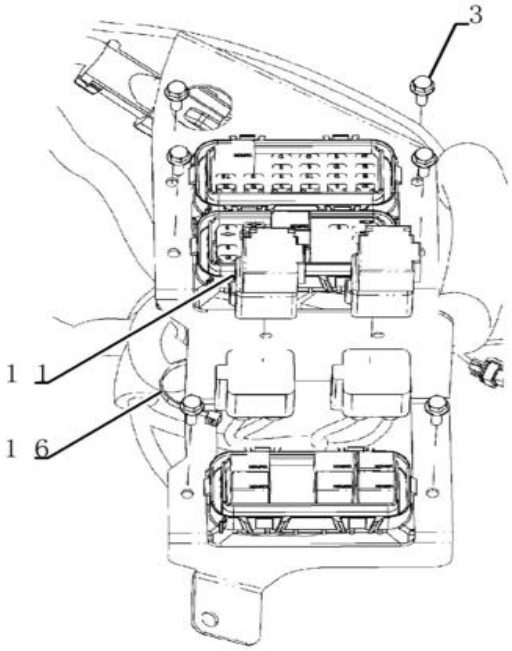

CHICOTE - TRANSMISSÃO SPS

REF	FN	PART NUMBER	YR/SN	QTY	DESCRIPTION
1		84292416		1	CABLAGEM
2		84292270		1	SUPORTE
3		845-6020		6	PARAFUSO Hvy Hex, M6 x 20mm, Cl 8.8
4		87655334		9	RELÉ 12V, 35A, Micro (Used for SAHR Park Break, SAHR Park Brake Trans Cutout, Starter, Power #1, #2, #3, #4, Comfort Steer, Fwd, Neutral, Reverse, Trans De-clutch, Lighting, A/C)
5		121411A1		2	FUSÍVEL 7.5A, Mini, Brown (Used Trans Diff Lock, 4WD Auto Ride Ctl, Turn Signal, Hazzard, ECU B+)
6		121410A1		12	FUSÍVEL 5A, Mini, Tan (Used for Tail Light, Dome Light, High Beam, Beacon, Radio B+, Horn, Trax B+, 2WD Ride Control, SAHR Brake, Comfort Steer, Powerlift, ECU B+, Instrument Cluster, Telematics)
7		121413A1		3	FUSÍVEL 15A, Mini, Blue (Used for Side/Head/Front Work Lights)
8		121412A1		6	FUSÍVEL 10A, Mini, Red (Used for ECU B+, Front/Rear Wiper/Washer, Pilot Ctl, A/C, Key Switch, Quick Coupler, EH Clam, Radio)
9		121416A1		3	FUSÍVEL 30A, Mini, Green (Used for Cigarette Lighter, Blower Motor, Customer B+, Customer Key On)
10		416569A1		6	ELEMENTO DE DÍODO 7300W (Used for Quick Coupler, Fwd/Reverse Signal, Torque Control)
11		84271717		2	RELÉ 12V, 50A (Used for Power #1 & #2, ECU B+)
12		84292399		6	CHAVETA PARALELA (Used for Fwd/Reverse Signal)
13		84290788		1	DÍSTICO
14		84290786		1	DÍSTICO
15		84290787		1	DÍSTICO
16		L11541		1	BRAÇADEIRA DE CABO 203.2mm L, Nylon CABLE STRAP

CHICOTE - CHASSI

CHICOTE - CHASSI

REF	FN	PART NUMBER	YR/SN	QTY	DESCRIPTION
1	1	84342276		1	CABLAGEM Chassis, STD Transmission, With OPT
1	2	84342277		1	CABLAGEM Chassis, STD Transmission, With OPT
1	3	84342274		1	CABLAGEM Chassis, STD Transmission, SPS
1	4	84342275		1	CABLAGEM Chassis, STD Transmission, SPS/PWR
1		{47970319}		1	Chassis, STD Transmission, With OPT
2		84342282		1	CABLAGEM RTD Lockout Without Power Lift
3		L11541		3	BRAÇADEIRA DE CABO 203.2mm L, Nylon CABLE STRAP
4		84386573		2	CABLAGEM Rexroth Jumper

(1) Para Cabine

(2) Para Toldo

(3) For Cab

(4) For Rops

580N-RETRO-CARREGADORA (BRASIL)

55.100.20	01	p1	1/2017

SISTEMA ELÉTRICO DO MOTOR

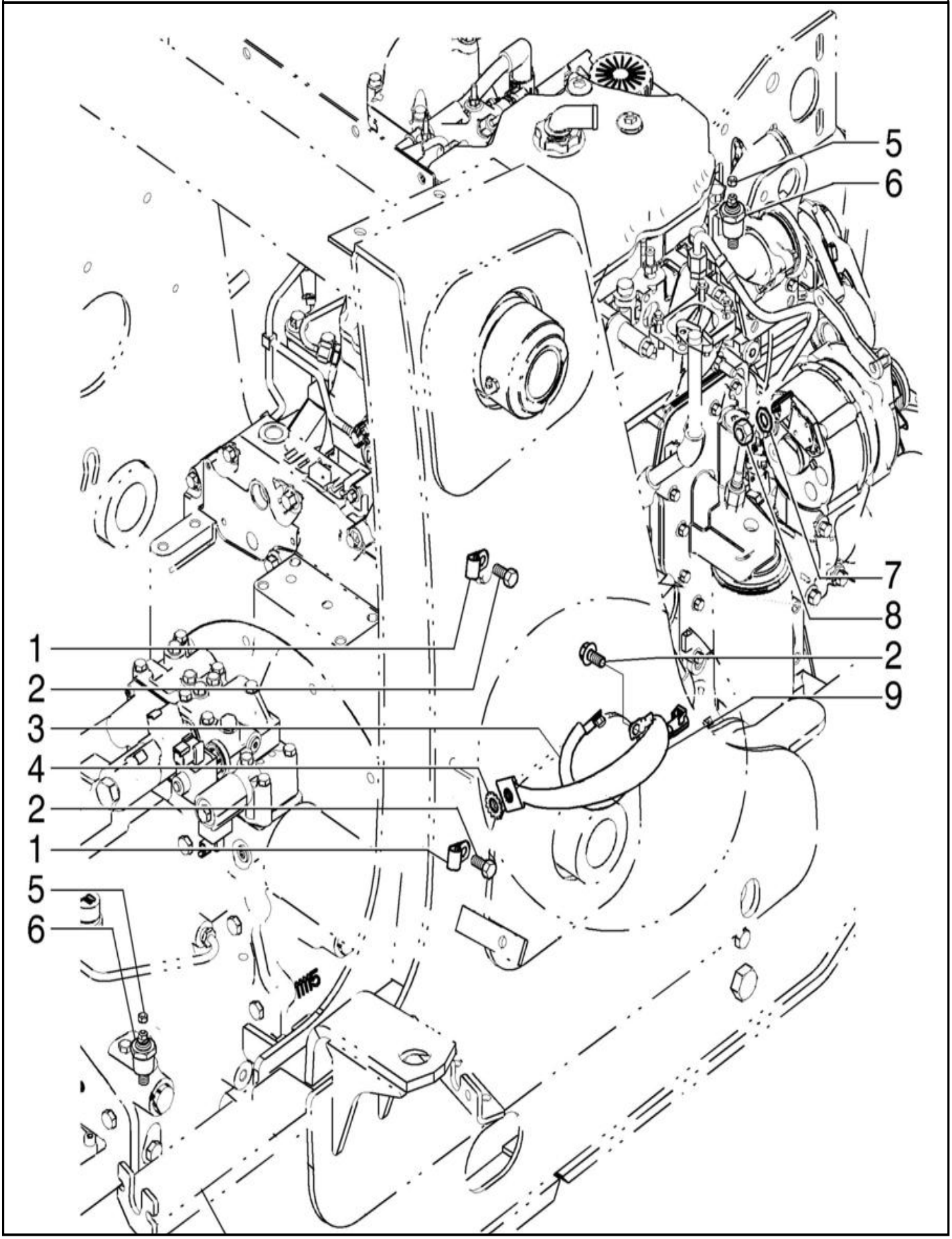

SISTEMA ELÉTRICO DO MOTOR

REF	FN	PART NUMBER	YR/SN	QTY	DESCRIPTION
1		515-23127		2	BRAÇADEIRA 1/2", Insul, 3/8" Bolt
2		844-10020		4	PARAFUSO Hvy Hex, M10 x 20mm, Cl 8.8
3		87433401		1	CABO ELÉCTRICO
4		493-11039		1	ANILHA DE RETENÇÃO 3/8", Int-Ext Tooth
5		193-1000		2	PORCA Keps, w/LW,#10-32
6		84300765		2	TERMOSONDA 1/2" - 14 NPTF Transmission (Mounted in Tee Fitting in Cooler Line with Ring Terminal Connection to Harness)
7		493-21033		2	ANILHA DE RETENÇÃO Int Tooth, 5/16"
8		829-1408		1	PORCA Hex, M8 x 1.25, Cl 10.9
9		87407206		1	FITA DE LIGAÇÃO À TE

55.100.30	01	p1	1/2017

CHICOTE, TRANSMISSÃO 2WD / 4WD POWERSHIFT - VÁLVULA DE COMANDO

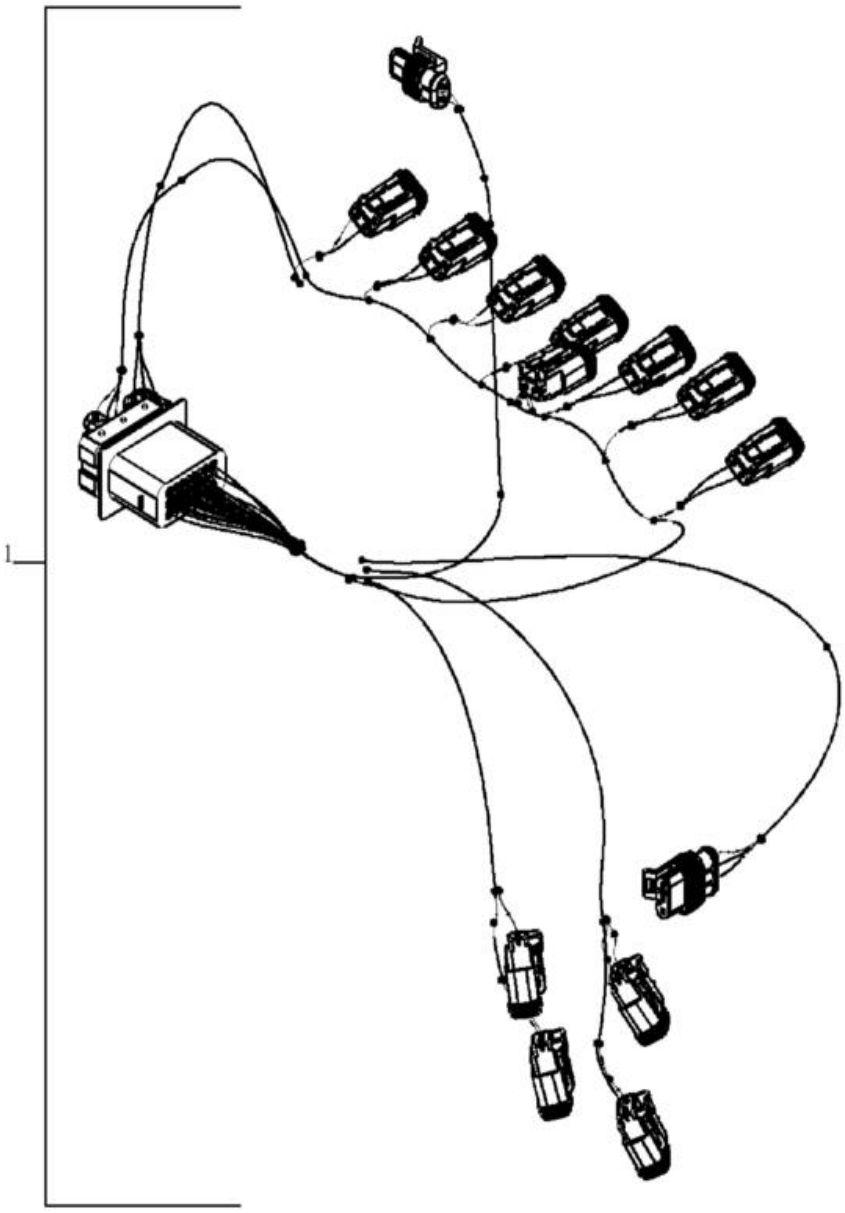

CHICOTE, TRANSMISSÃO 2WD / 4WD POWERSHIFT - VÁLVULA DE COMANDO

REF	FN	PART NUMBER	YR/SN	QTY	DESCRIPTION
1		84336838		1	CABLAGEM

580N-RETRO-CARREGADORA (BRASIL)

SISTEMA ELÉTRICO - TRANSMISSÃO, POWERSHIFT TIPO S

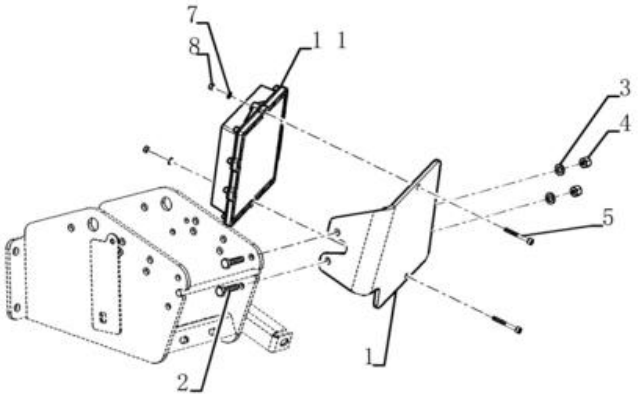

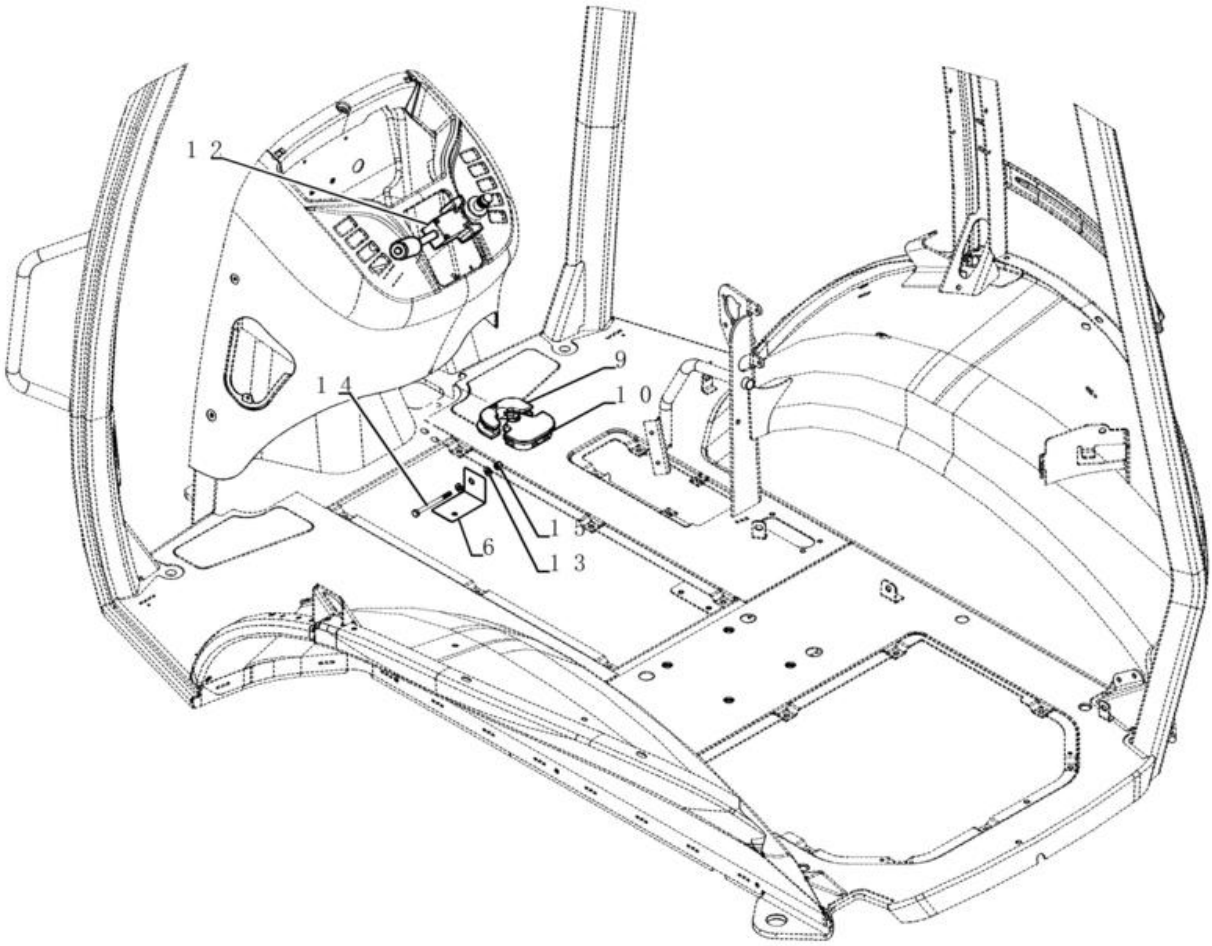

SISTEMA ELÉTRICO - TRANSMISSÃO, POWERSHIFT TIPO S

REF FN	PART NUMBER	YR/SN	QTY	DESCRIPTION
1	87644491		1	SUPORTE
2	614-8030		2	PARAFUSO Hex, M8 x 1.25 x 30mm, Cl 8.8, Full Thd
3	895-11008		2	ANILHA 9mm ID x 16mm OD x 1.6mm Thk
4	832-10408		2	PORCA M8 x 1.25, Cl 8.8
5	864-5040		2	PARAFUSO ALLENA FLAN M5 x 40mm, Cl 8.8
6	84328358		1	SUPORTE
7	895-11005		2	ANILHA 5.5mm ID x 10mm OD x 1mm Thk
8	824-1405		2	PORCA M5, Cl 5
9	397443A2		1	VEDANTE 110mm L
10	397493A2		1	VEDANTE 106mm L
11	84278195		1	ECU Trax Control Unit
11	84278195R		1	UNIDADE DE COMANDO E 580N LOADER BACKHOE (BRAZIL), TRANSMISSION, POWERSHIFT S TYPE (1/12-)
11	84278195C		1	UNIDADE DE COMANDO E Return Number
12	84342285		1	INTERRUPTOR DE ALAVA
13	87655042		2	ANILHA ESPECIAL 8.8mm ID x 17.5mm OD x 2.2mm Thk
14	86508571		1	PARAFUSO Hex, M8 x 90mm, Cl 8.8
15	412250		1	PORCA M8 x 1.25, Cl 8

55.201.01	01	p1	1/2017

MOTOR DE PARTIDA E ALTERNADOR

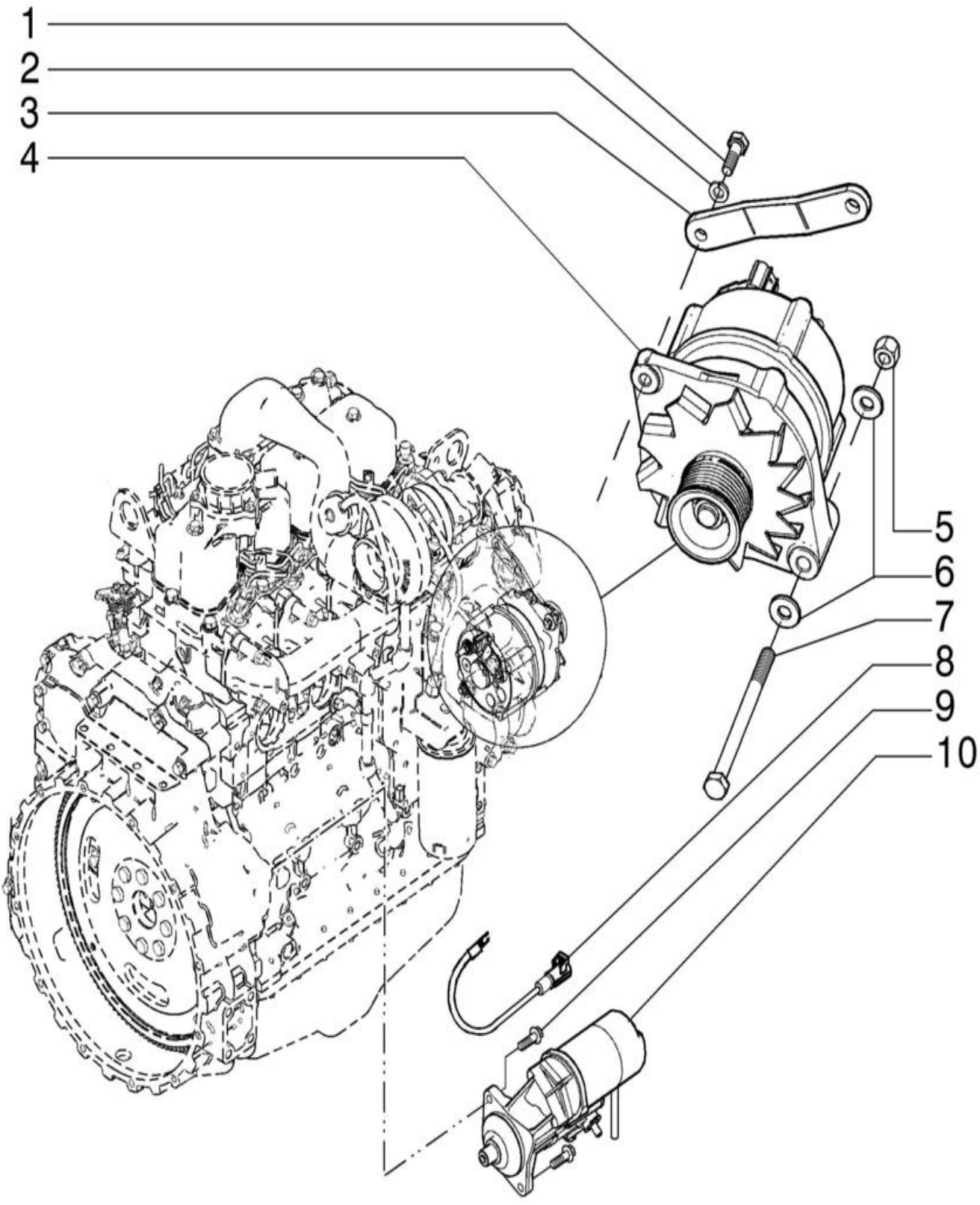

MOTOR DE PARTIDA E ALTERNADOR

REF FN	PART NUMBER	YR/SN	QTY	DESCRIPTION
1	614-8025		1	PARAFUSO Hex, M8 x 1.25 x 25mm, Cl 8.8, Full Thd
2	892-11008		1	ANILHA DE RETENÇÃO 8mm ID
3	84228475		1	CORREIA DE FIXAÇÃO
4	84254289		1	ALTERNADOR 12V, 120A, W/ Pulley
	84254289R		1	ALTERNADOR RECUPERAD 580N (BRAZIL) (1/12-)
	84254289C			ALTERNADOR A RENOVAR Return Number
	86992395GV		1	MOTOR DE ARRANQUE 12V, 2.7kW
5	832-10410		1	PORCA M10 x 1.5, Cl 8
6	87655046		2	ANILHA ESPECIAL 10.65mm ID x 23mm OD x 2.2mm Thk
7	827-10130		1	PARAFUSO Hex, M10 x 1.5 x 130mm, Cl 10.9
8	87433401		1	CABO ELÉCTRICO
9	844-10035		2	PARAFUSO Hex, M10 x 35mm, Cl 8.8
10	86992395		1	MOTOR DE ARRANQUE 12V, 2.7kW
10	86992395R		1	MOTOR ARRANQUE RECUP 12V, 2.7kW 580N (Brazil) (1/12)
10	86992395C		1	MOTOR ARRANQUE A REN 12V, 2.7kW Return Number

580N-RETRO-CARREGADORA (BRASIL)

55.201.03	01	p1	1/2017

MOTOR DE PARTIDA

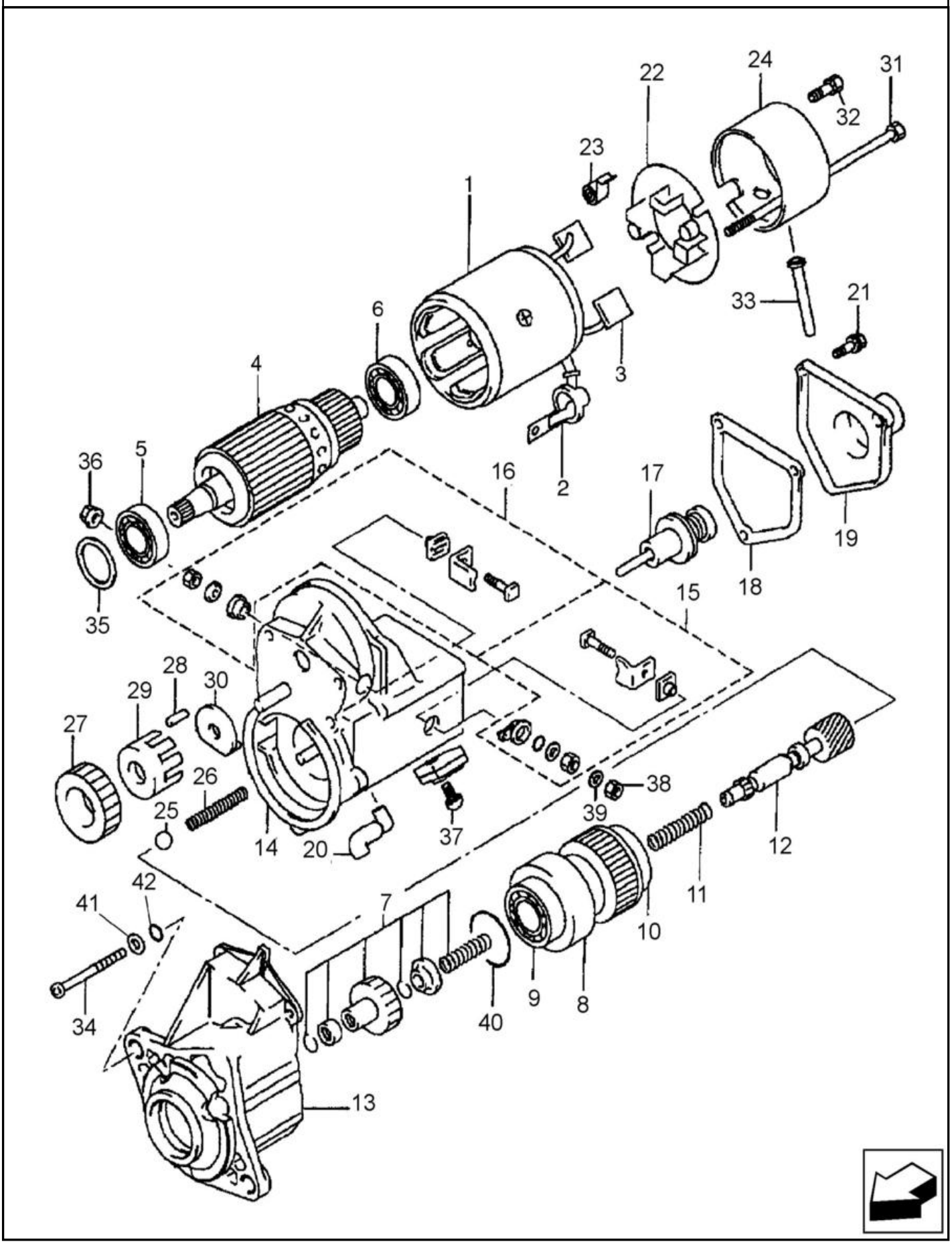

MOTOR DE PARTIDA

REF FN	PART NUMBER	YR/SN	QTY	DESCRIPTION
	86992395		1	MOTOR DE ARRANQUE 12V, 2.7kW 12 V, 2.7 kW; Incl 1 - 42
	86992395R		1	MOTOR ARRANQUE RECUP 12V, 2.7kW 580N (Brazil) (1/12)
	86992395C		1	MOTOR ARRANQUE A REN 12V, 2.7kW Return Number
	86992395GV		1	MOTOR DE ARRANQUE 12V, 2.7kW 12 V, 2.7 kW
1	87438992		1	ESTATOR Housing, Yoke; Incl 2,3
2	87438993		1	COBERTURA
3	87438925		2	ESCOVA
4	87438926		1	INDUZIDO Incl 5,6
5	87438927		1	ROLAMENTO DE ESFERAS 35 mm OD
6	87438928		1	ROLAMENTO DE ESFERAS 30 mm OD
	87438994		1	CLUTCH ASSEMBLY Incl 7 - 12
7	87438929		1	KIT MOTOR ARRANQUE Clutch Pinion
8	87438930		1	KIT MOTOR ARRANQUE Clutch Assembly; Incl 9,10
9	87438931		1	ROLAMENTO DE ESFERAS 47 mm OD
10	87438932		1	ROLAMENTO DE ESFERAS 47 mm OD
11	87438933		1	MOLA DE COMPRESSÃO
12	87438935		1	VEIO Clutch
13	87438937		1	ALOJAMENTO
14	87438940		1	SOLENÓIDE Magnetic; Incl 15 - 21
15	87438941		1	KIT MOTOR ARRANQUE Terminal M
16	87438942		1	KIT MOTOR ARRANQUE Terminal C
17	87438944		1	PLUNGER ASSY.
18	87438946		1	JUNTA Solenoid Switch
19	87438948		1	COBERTURA Solenoid
20	87438995		1	CASQUILHO Drain
21	87438950		3	PARAFUSO With Washer; M5 x 14
22	87438996		1	SUPORTE Brush; Incl 23
23	87438997		4	MOLA Brush Tension
24	87438999		1	ESTRUTURA
25	87439000		1	ESFERA

55.201.03	01	p2	1/2017

MOTOR DE PARTIDA

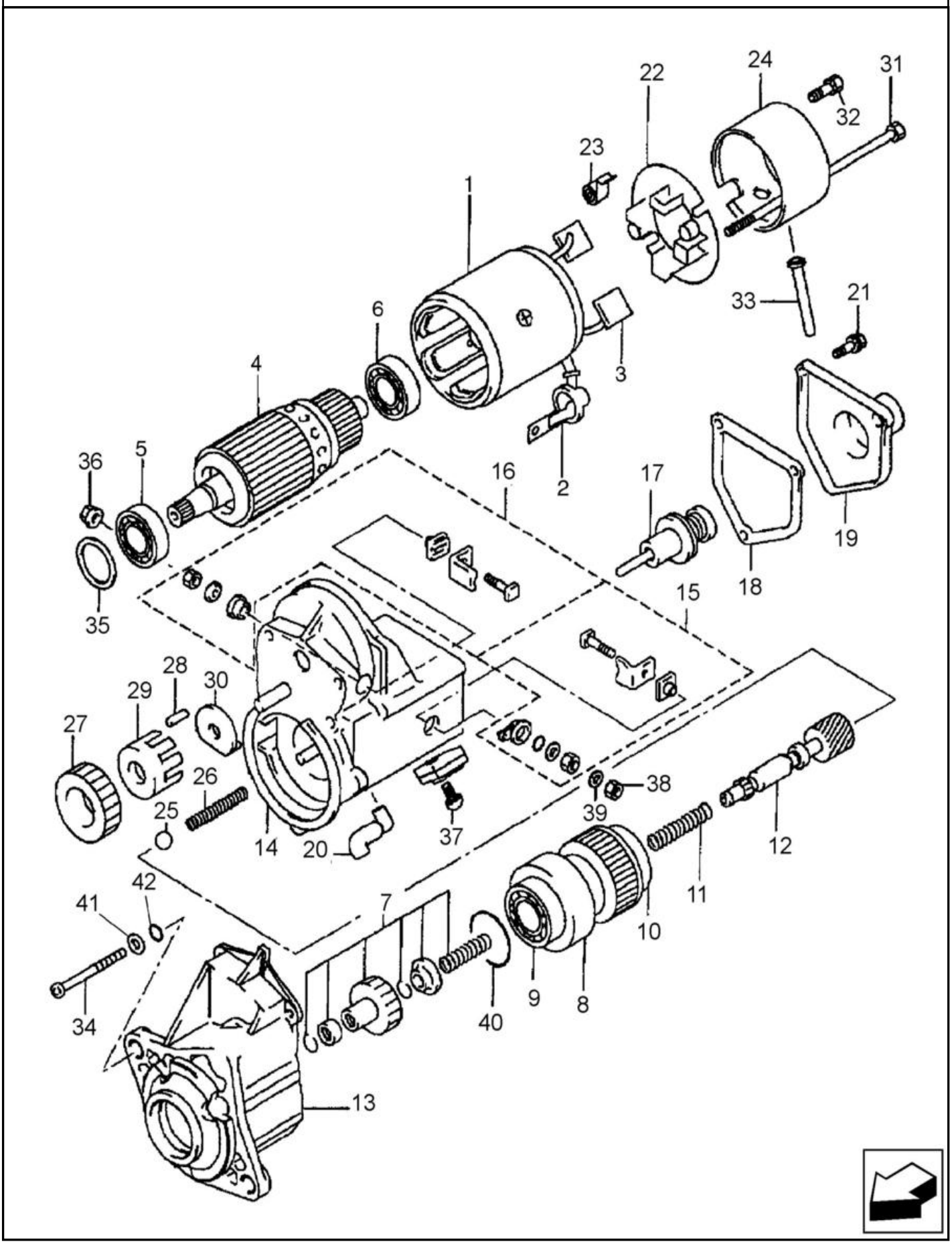

MOTOR DE PARTIDA

REF FN	PART NUMBER	YR/SN	QTY	DESCRIPTION
26	87439001		1	MOLA DE COMPRESSÃO
27	87439002		1	ENGRENAGEM
28	87439003		5	ROLETE Clutch
29	87439004		1	RETENTOR
30	87439005		1	RETENTOR
31	87438951		2	PARAFUSO
32	87439006		2	PARAFUSO CABECA FLAN Phil Pan Hd, M5 x 9.40mm M5 x 9.4
33	87439007		1	CASQUILHO Drain
34	87439008		3	PARAFUSO Sl Pan Hd, M6 x 70mm M6 x 70
35	87438954		1	ANILHA Felt
36	87439009		1	PORCA M10
37	87438956		1	PARAFUSO M5 x 10
38	100016		1	PORCA M10 x 1.5, Cl 8
39	892-11010		1	ANILHA DE RETENÇÃO M10
40	87439010		1	VEDANTE 2.4mm Thk x 47.2mm ID
41	87439061		3	ANILHA 9/32 x 1/2 x 3/64
42	87439011		3	O-RING 4.8 ID

55.301.01	01	p1	1/2017

ALTERNADOR

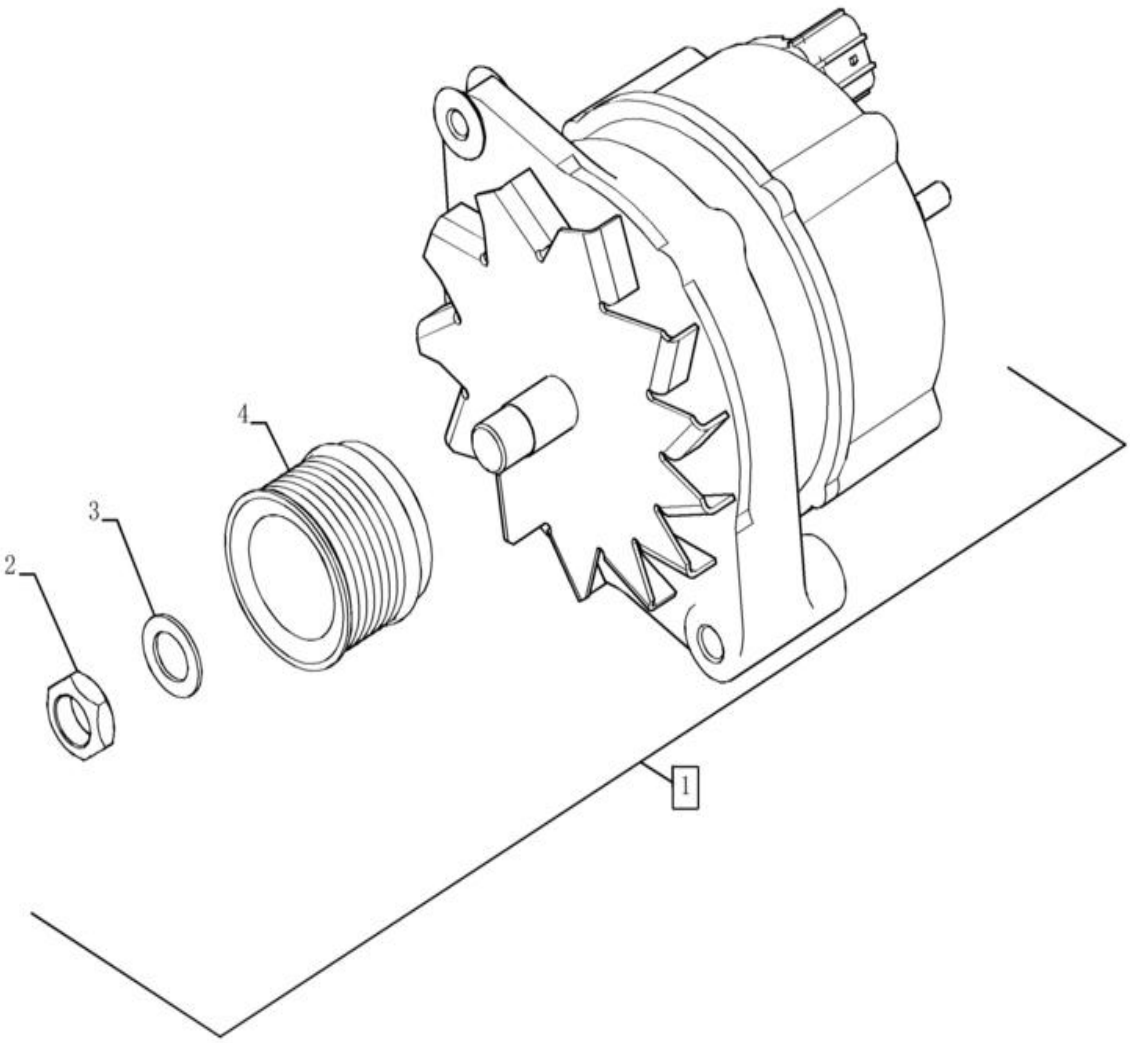

ALTERNADOR

REF	FN	PART NUMBER	YR/SN	QTY	DESCRIPTION
1		84254289		1	ALTERNADOR 12V, 120A, W/ Pulley Incl 2 - 4
		84254289R		1	ALTERNADOR RECUPERAD 580N (BRAZIL) (1/12-)
		84254289C			ALTERNADOR A RENOVAR Return Number
2		NSS		1	NO SE VENDE SEPARADO NUT, Incl in 1
3		NSS		1	NO SE VENDE SEPARADO WASHER, Incl in 1
4		NSS		1	NO SE VENDE SEPARADO PULLEY, Incl in 1

55.301.07	01	p1	1/2017

BATERIA, DUPLA - PARTIDA A FRIO

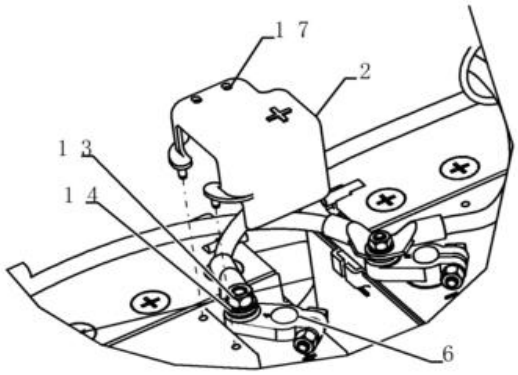

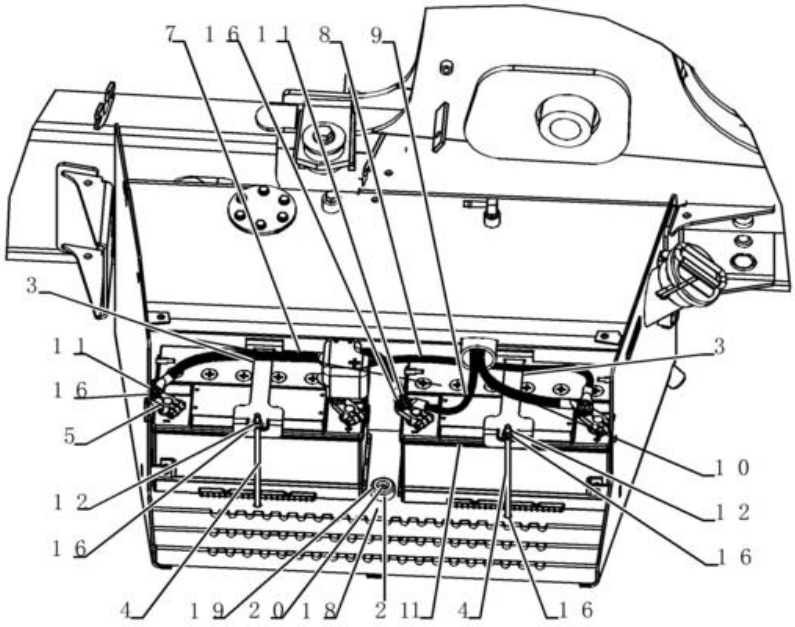

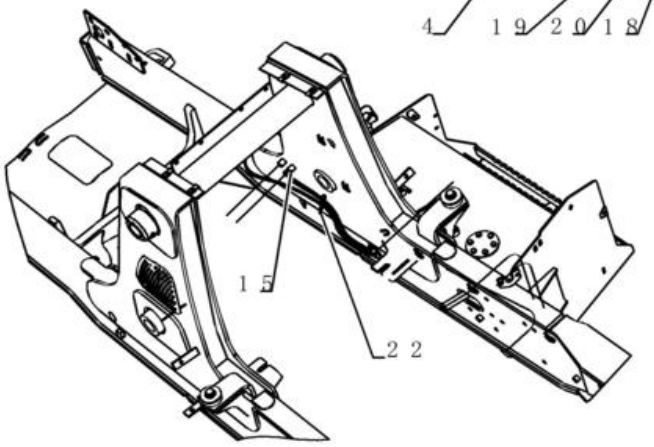

BATERIA, DUPLA - PARTIDA A FRIO

REF	FN	PART NUMBER	YR/SN	QTY	DESCRIPTION
1		87403835		2	BATERIA HÚMIDA Group 49, 12V, 850CCA 12V; 850 CCA; 95 AH
2		87664021		2	COVER
3		87653377		2	SUPORTE
4		87522766		2	PARAFUSO Hex, M8 x 220mm, Cl 8.8
5		87735578		2	CONECTOR TERMINAL 5/16 - 18 Stud
6		87735577		2	CONECTOR TERMINAL 3/16 - 18 Stud
7		87610682		1	CABO BATERIA NEGATIV 485mm L
8		87610681		1	CABO DE BATERIA
9		87610680		1	CABO BATERIA NEGATIV 1200mm L
10		87610679		1	CABO DE BATERIA
11		425-105		2	PORCA 5/16"-18, G5
12		832-10408		2	PORCA M8 x 1.25, Cl 8.8
13		425-106		2	PORCA 3/8"-16, Cl 5
14		87655046		2	ANILHA ESPECIAL 10.65mm ID x 23mm OD x 2.2mm Thk
15		844-10025		AR	PARAFUSO Hex, M10 x 25mm, Cl 8.8
16		87655042		6	ANILHA ESPECIAL 8.8mm ID x 17.5mm OD x 2.2mm Thk
17		87486703		2	BRAÇADEIRA DE CABO 312mm L CABLE STRAP
18		832-10406		1	PORCA M6 x 1, Cl 8
19		87655041		1	ANILHA ESPECIAL 6.85mm ID x 13.5mm OD x 2mm Thk
20		614-6025		1	PARAFUSO Hex, M6 x 1 x 25mm, Cl 8.8, Full Thd
21		87671746		1	PÁRA-CHOQUES Neoprene
22		L18331		1	BRAÇADEIRA DE CABO 375.9mm L, Nylon CABLE STRAP
23		84281665		1	COVER Battery
24		87719444		1	FITA ANTI-DESLIZAMEN
25		614-8016		4	PARAFUSO Hex, M8 x 1.25 x 16mm, Cl 8.8, Full Thd
26		895-15008		4	ANILHA 9mm ID x 20mm OD x 1.6mm Thk

580N-RETRO-CARREGADORA (BRASIL)

55.301.08	01	p1	1/2017

BATERIA, SIMPLES

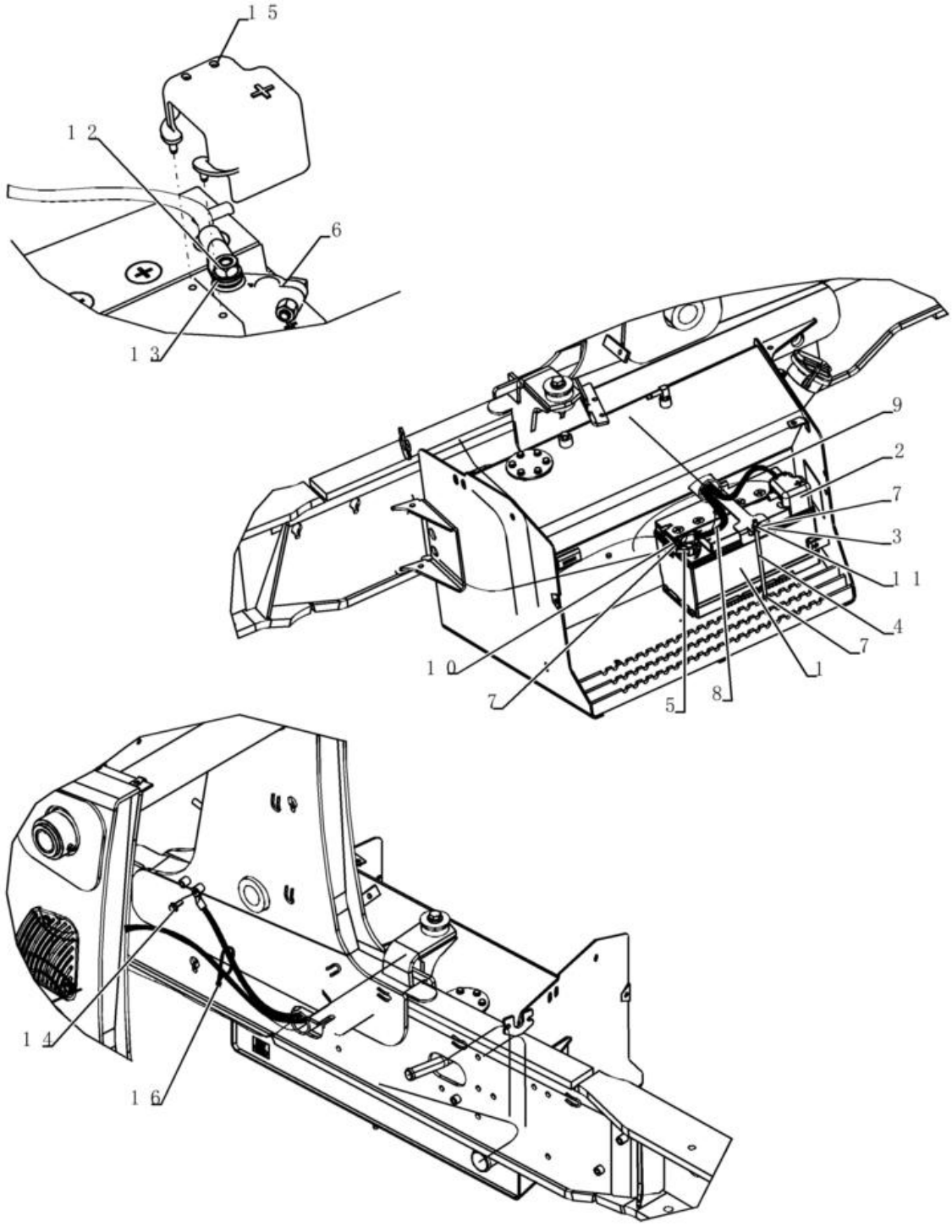

BATERIA, SIMPLES

REF	FN	PART NUMBER	YR/SN	QTY	DESCRIPTION
1		87403835		1	BATERIA HÚMIDA Group 49, 12V, 850CCA 12V; 850 CCA; 95 AH
2		87664021		1	COVER
3		87653377		1	SUPORTE
4		87522766		1	PARAFUSO Hex, M8 x 220mm, Cl 8.8
5		87735578		1	CONECTOR TERMINAL 5/16 - 18 Stud
6		87735577		1	CONECTOR TERMINAL 3/16 - 18 Stud
7		87655042		3	ANILHA ESPECIAL 8.8mm ID x 17.5mm OD x 2.2mm Thk
8		87610680		1	CABO BATERIA NEGATIV 1200mm L
9		87610679		1	CABO DE BATERIA
10		425-105		1	PORCA 5/16"-18, G5
11		832-10408		1	PORCA M8 x 1.25, Cl 8.8
12		425-106		1	PORCA 3/8"-16, Cl 5
13		87655046		1	ANILHA ESPECIAL 10.65mm ID x 23mm OD x 2.2mm Thk
14		844-10025		AR	PARAFUSO Hex, M10 x 25mm, Cl 8.8
15		87486703		1	BRAÇADEIRA DE CABO 312mm L CABLE STRAP
16		L18331		1	BRAÇADEIRA DE CABO 375.9mm L, Nylon CABLE STRAP
17		84281665		1	COVER Battery
18		87719444		1	FITA ANTI-DESLIZAMEN
19		614-8016		4	PARAFUSO Hex, M8 x 1.25 x 16mm, Cl 8.8, Full Thd
20		895-15008		4	ANILHA 9mm ID x 20mm OD x 1.6mm Thk

580N-RETRO-CARREGADORA (BRASIL)

55.301.08	02	p1	1/2017

SISTEMA ELÉTRICO - BATERIA SIMPLES

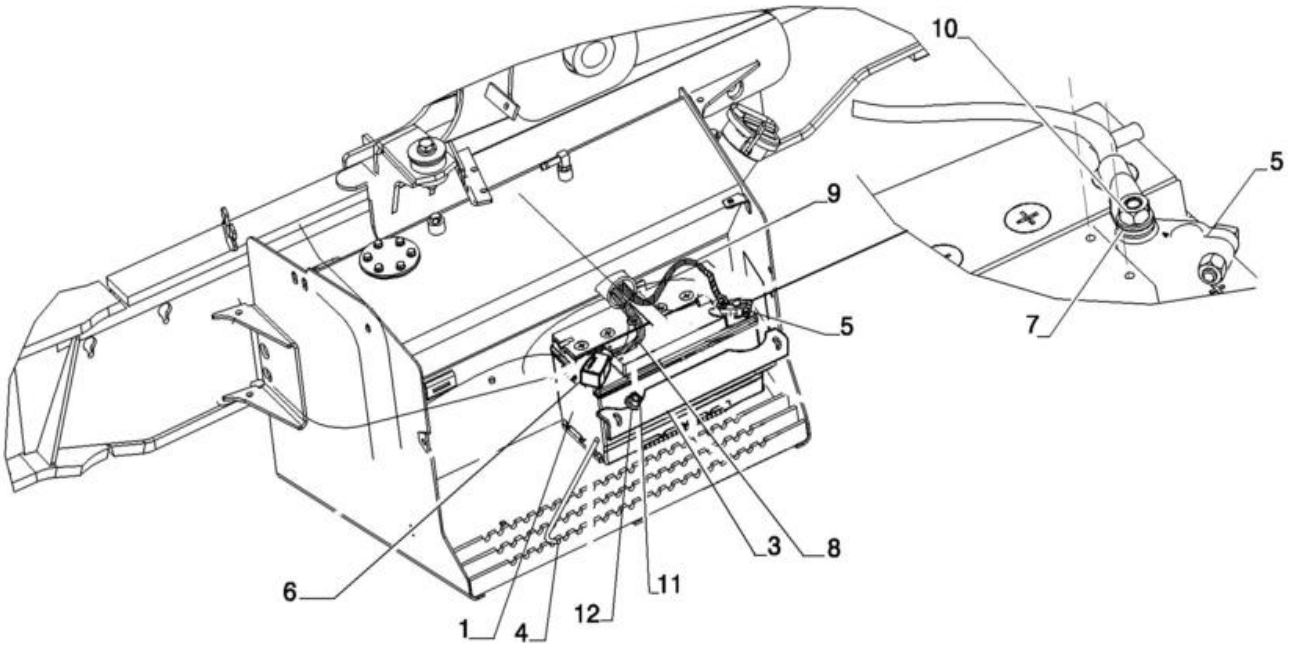

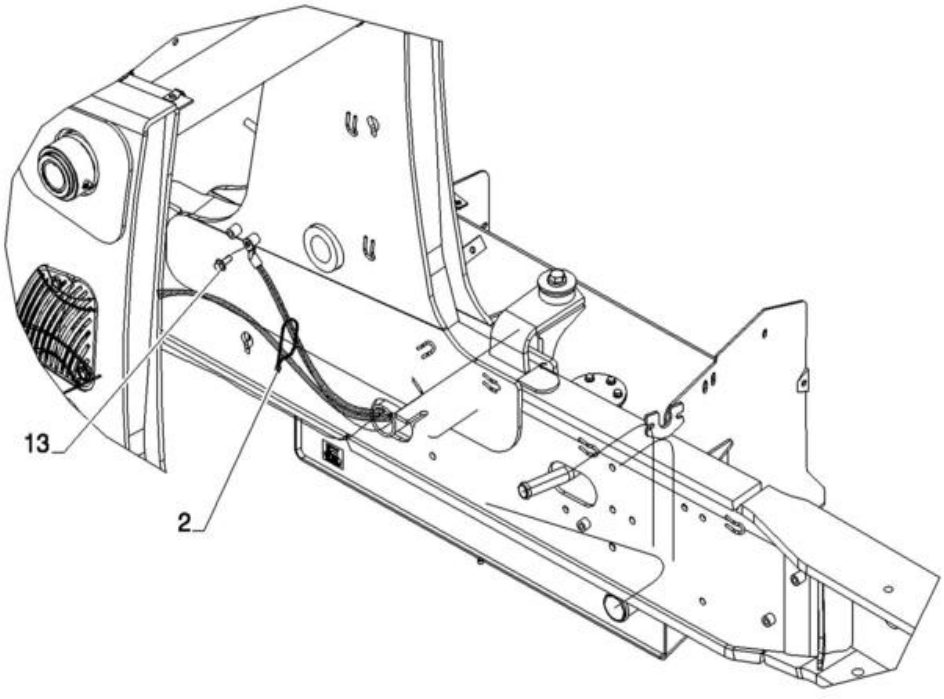

SISTEMA ELÉTRICO - BATERIA SIMPLES

REF FN	PART NUMBER	YR/SN	QTY	DESCRIPTION
1	84251802		1	BATERIA HÚMIDA
2	L18331		1	BRAÇADEIRA DE CABO 375.9mm L, Nylon CABLE STRAP
3	391091A1		1	SUPORTE
4	365357A1		2	HASTE
5	87735578		1	CONECTOR TERMINAL 5/16 - 18 Stud
6	87665406		1	CABO
7	87655042		1	ANILHA ESPECIAL 8.8mm ID x 17.5mm OD x 2.2mm Thk
8	87610679		1	CABO DE BATERIA
9	87610680		1	CABO BATERIA NEGATIV 1200mm L
10	425-105		1	PORCA 5/16"-18, G5
11	832-10408		2	PORCA M8 x 1.25, Cl 8.8
12	895-15008		2	ANILHA 9mm ID x 20mm OD x 1.6mm Thk
13	844-10025		1	PARAFUSO Hex, M10 x 25mm, Cl 8.8

55.404.01	01	p1	1/2017

SISTEMA ELÉTRICO - FARÓIS, TOLDO ROPS

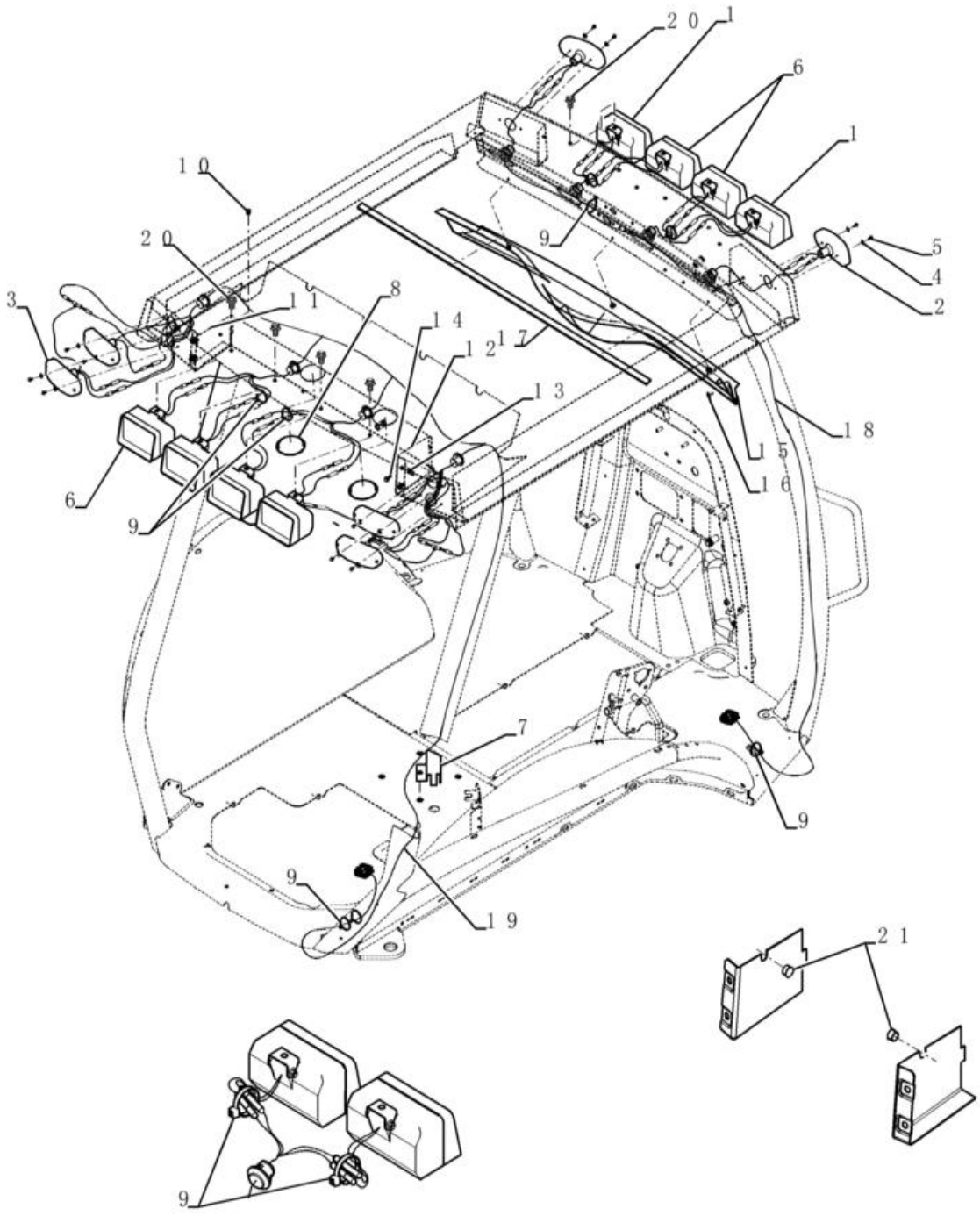

SISTEMA ELÉTRICO - FARÓIS, TOLDO ROPS

REF	FN	PART NUMBER	YR/SN	QTY	DESCRIPTION
1		87343247		2	LUZ DIANTEIRA Halogen, 12V, 55W, Clear
2		D135384		4	LAMP 12V
3		D121152		2	FAROL 12V
4		495-31022		12	ANILHA #10
5		329032A1		12	PARAFUSO Hex WAHR HD TPG #10 x 0.375 END TT
6		87443081		6	FAROL 12V
7		NS		1	PEÇA NÃO FORNECIDA Not Used
8		D93716		2	TAMPÃO 73.mm ID x 88.9mm OD
9		L11541		10	BRAÇADEIRA DE CABO 203.2mm L, Nylon CABLE STRAP
10		353-402		4	TAMPÃO Dome, .375" hole, Nylon
11		84286660		1	COBERTURA
12		84286659		1	COBERTURA
13		833-40406		4	PORCA M6, U
14		87310098		4	PARAFUSO M6 x 20 Full SST BLO
15		367712A3		1	COBERTURA
16		F64519		5	PARAFUSO Cross Wash Hd, #10-16 x 3/4"
17		385506A1		1	TIRA DE PROTECÇÃO
18		404617A1		1	CABLAGEM
19		396023A2		1	CABLAGEM
20		128312A1		8	PARAFUSO FLANGEADO Hvy Hex, M10 x 1.5 x 15mm, Gr 8.8
21		86625128		2	TAMPÃO Dome, .562" hole, Nylon

55.404.01	02	p1	1/2017

SISTEMA ELÉTRICO - FARÓIS, TOLDO ROPS

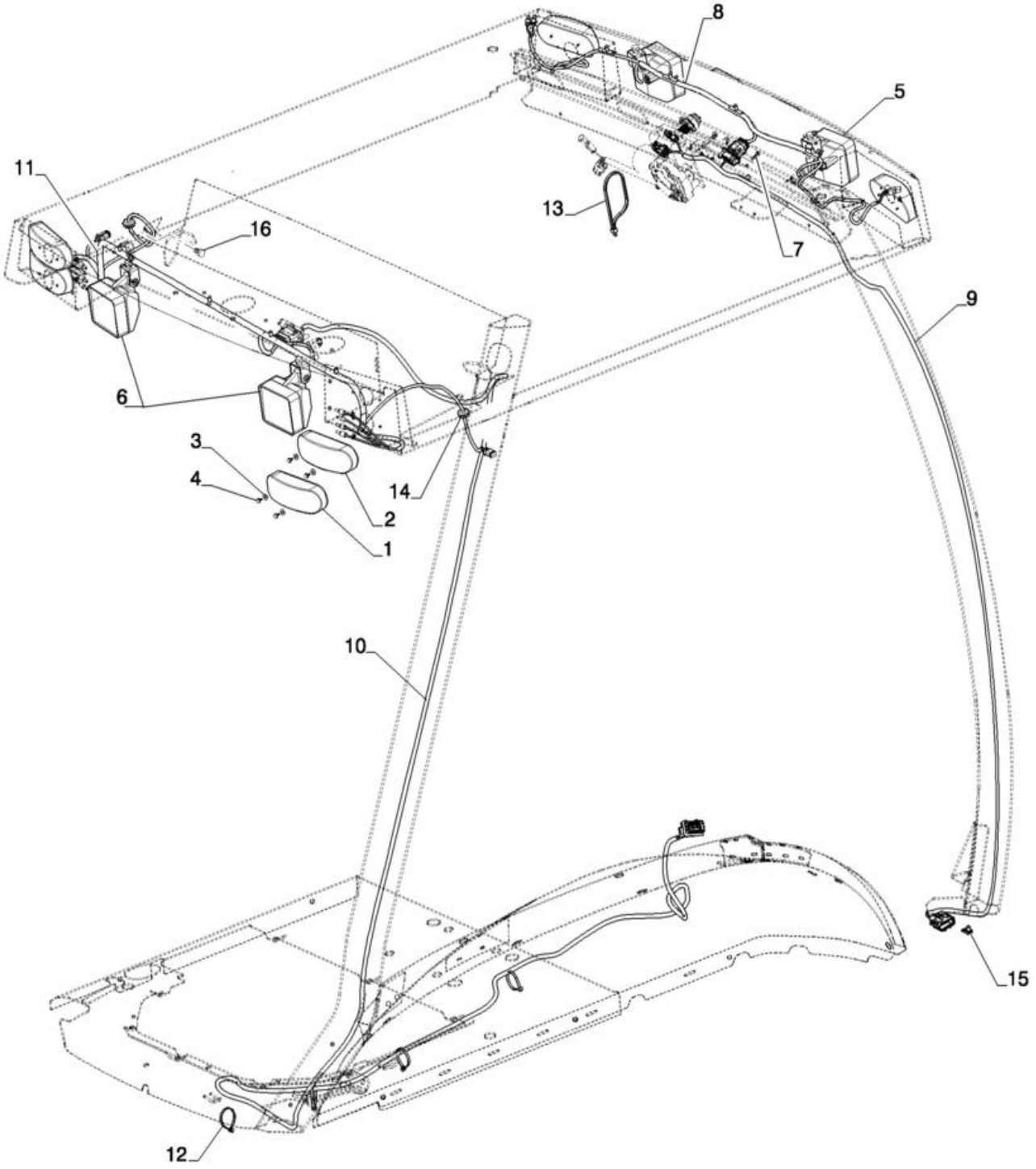

SISTEMA ELÉTRICO - FARÓIS, TOLDO ROPS

REF	FN	PART NUMBER	YR/SN	QTY	DESCRIPTION
1		D121152		2	FAROL 12V
2		D135384		4	LAMP 12V
3		495-31022		12	ANILHA #10
4		329032A1		12	PARAFUSO Hex WAHR HD TPG #10 x 0.375 END TT
5		84236850		2	FAROL Halogen, 12V, 55W, Clear
5		47682629		2	LUZ DE TRABALHO LAMP, WORK, LED
6		87584890		2	LIGHT ASSY. Halogen, 12V, 55W, Clear
6		47682620		2	LUZ DE TRABALHO Flood, LED, 12V LAMP, WORK, LED
7		280-14512		4	PARAFUSO Hex Wash Hd, #10 x 3/4"
8		84292401		1	CABLAGEM
9		84292405		1	CABLAGEM
10		84292409		1	CABLAGEM
11		84292414		1	CABLAGEM
12		L11541		4	BRAÇADEIRA DE CABO 203.2mm L, Nylon CABLE STRAP
13		L18331		1	BRAÇADEIRA DE CABO 375.9mm L, Nylon CABLE STRAP
14		14507687		2	TAMPÃO 20mm ID
15		87707841		1	FIXADOR Hole DIA 6.35mm
16		128312A1		12	PARAFUSO FLANGEADO Hvy Hex, M10 x 1.5 x 15mm, Gr 8.8

55.408.01	01	p1	1/2017

FAROL, ROTATIVO

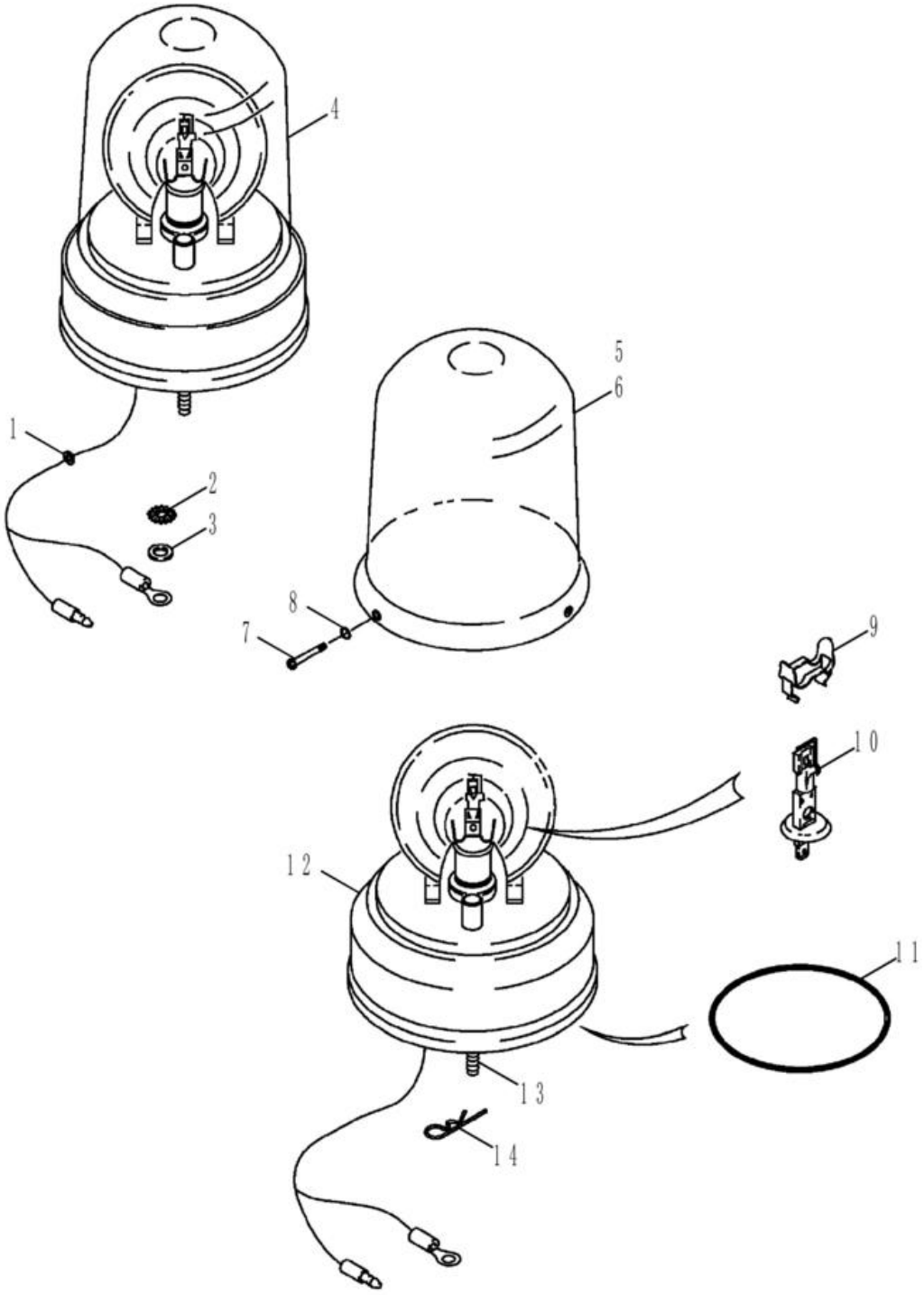

FAROL, ROTATIVO

REF FN	PART NUMBER	YR/SN	QTY	DESCRIPTION
	84292396		1	KIT DE SERVIÇO Rotating Beacon; Amber, 12V; Inc 1 - 5, 7 - 16 and Instructions
1	A23870		1	PASSA-FIOS
2	493-11026		1	ANILHA DE RETENÇÃO Ext-Int Tooth, 1/4" Ground
3	495-21031		1	ANILHA 1/4"
4	108366A1		1	FAROL ROTATIVO Rotating; Amber, 12V; Inc 5, 7 - 14
5	A187542		1	LENTE Amber; If Used
6	127158A1		1	LENTE Blue; Optional; Not Included In Kit, Purchase Separately; If Used
7	168-71		3	PARAFUSO AUTO-ROSCAN Type U, Rnd Hd, #8 x 1/2"
8	238-5005		3	O-RING 0.094" ID x 0.062" Width
9	101531A1		1	FIXADOR
10	86616248		1	LÂMPADA H1, 12V, 55W
11	A187575		1	O-RING Drive Motor
12	NSS		1	NO SE VENDE SEPARADO BASE With Drive Motor, Incl in 4
13	614-6020		3	PARAFUSO Hex, M6 x 1 x 20mm, Cl 8.8, Full Thd
14	136-54		3	PERNO 1/4 x 11/16
15	84222284		1	INTERRUPTOR LUZ DE A Rotating, (Not Shown)
16	121412A1		1	FUSÍVEL 10A, Mini, Red (Not Shown)
17	84292398		1	CABLAGEM (Not Shown)

55.408.01	02	p1	1/2017

BUZINA

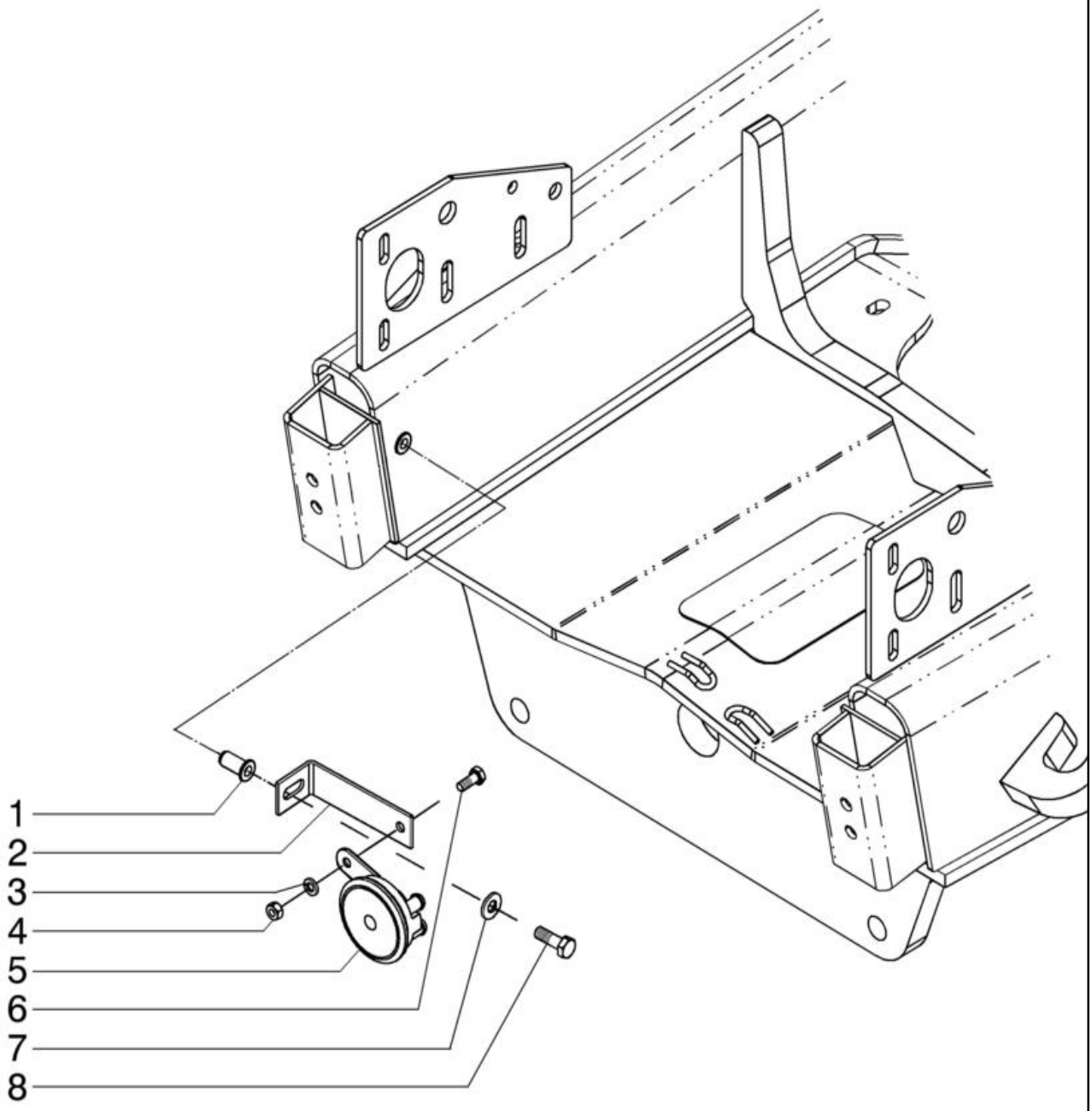

BUZINA

REF	FN	PART NUMBER	YR/SN	QTY	DESCRIPTION
1		87417721		1	CASQUILHO ROSCADO M10 x 1.5-6H x 29 L
2		87423496		1	SUPORTE
3		892-11008		1	ANILHA DE RETENÇÃO 8mm ID
4		829-1408		1	PORCA Hex, M8 x 1.25, Cl 10.9
5		237582A1		1	BUZINA
6		87655046		1	ANILHA ESPECIAL 10.65mm ID x 23mm OD x 2.2mm Thk
7		614-10030		1	PARAFUSO Hex, M10 x 1.5 x 30mm, Cl 8.8, Full Thd

55.408.02	01	p1	1/2017

ALARME DE RÉ

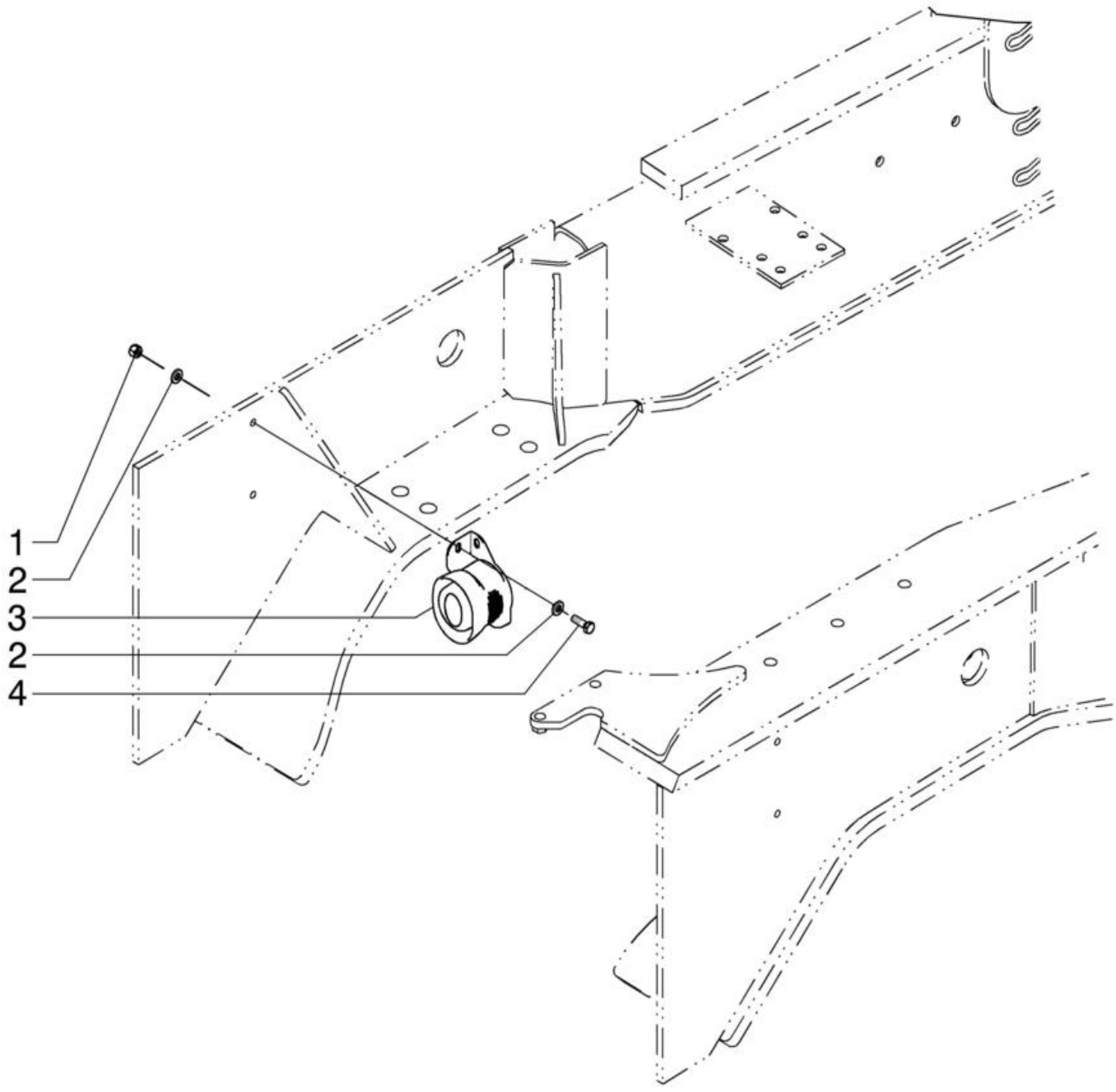

ALARME DE RÉ

REF FN	PART NUMBER	YR/SN	QTY	DESCRIPTION
1	832-10408		2	PORCA M8 x 1.25, Cl 8.8
2	87655042		4	ANILHA ESPECIAL 8.8mm ID x 17.5mm OD x 2.2mm Thk
3	87470931		1	BUZINA
4	43127		2	PARAFUSO Hex, M8 x 1.25 x 25mm, Cl 8.8

55.408.09	01	p1	1/2017

BUZINA - ALARME, DE RÉ

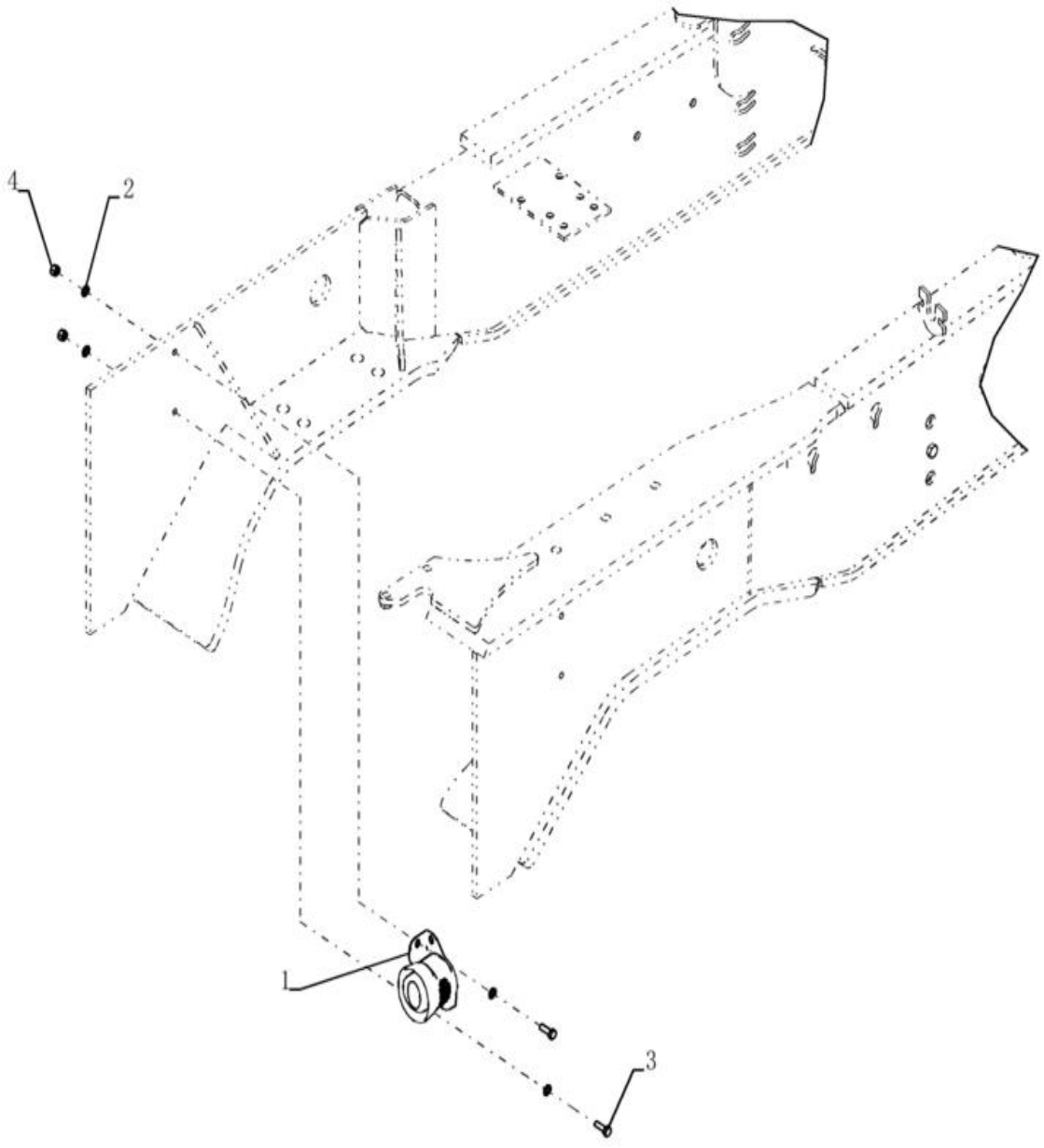

BUZINA - ALARME, DE RÉ

REF FN	PART NUMBER	YR/SN	QTY	DESCRIPTION
1	87470931		1	BUZINA 107db, 12v-36v
2	895-11008		4	ANILHA 9mm ID x 16mm OD x 1.6mm Thk
3	43127		2	PARAFUSO Hex, M8 x 1.25 x 25mm, Cl 8.8
4	832-10408		2	PORCA M8 x 1.25, Cl 8.8

55.510.01	01	p1	1/2017

RÁDIO

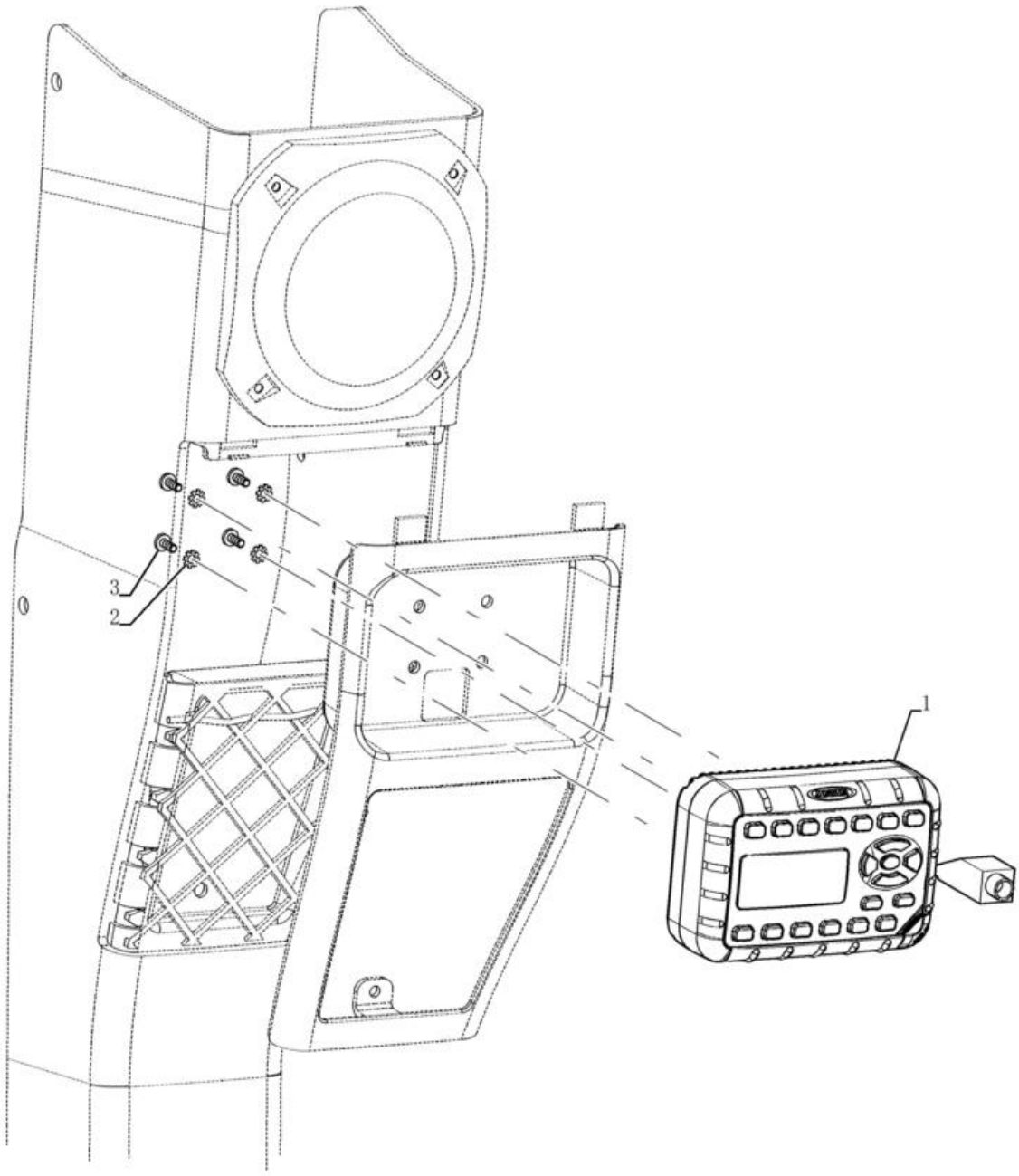

RÁDIO

REF	FN	PART NUMBER	YR/SN	QTY	DESCRIPTION
1		87672223		1	RÁDIO WB/AM/FM/XM/AUX
2		893-11004		4	ANILHA DE RETENÇÃO Ext Tooth, M4
3		840-1410		4	PARAFUSO Pan, M4 x 10mm, Cl 4.8

55.512.13	01	p1	1/2017

CHICOTE, INSTALAÇÃO - CONSOLE FRONTAL STD, TRANSMISSÃO STANDARD TOLDO

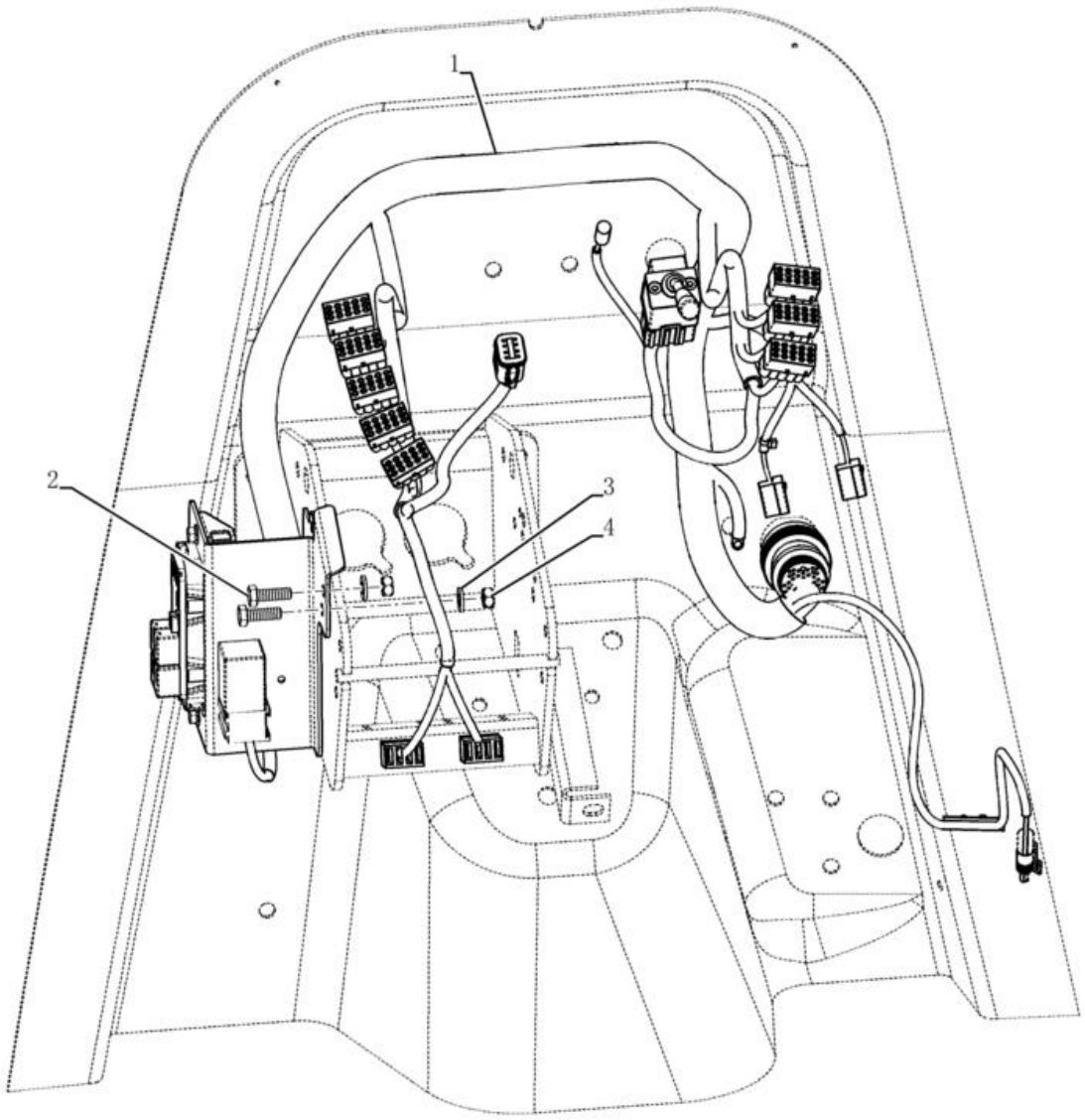

CHICOTE, INSTALAÇÃO - CONSOLE FRONTAL STD, TRANSMISSÃO STANDARD TOLDO

REF FN	PART NUMBER	YR/SN	QTY	DESCRIPTION
1	84342265		1	CABLAGEM Transmission
2	43127		2	PARAFUSO Hex, M8 x 1.25 x 25mm, Cl 8.8
3	87655042		2	ANILHA ESPECIAL 8.8mm ID x 17.5mm OD x 2.2mm Thk
4	829-1408		2	PORCA Hex, M8 x 1.25, Cl 10.9

55.512.14	01	p1	1/2017

CHICOTE - CONSOLE FRONTAL, INTERRUPTORES

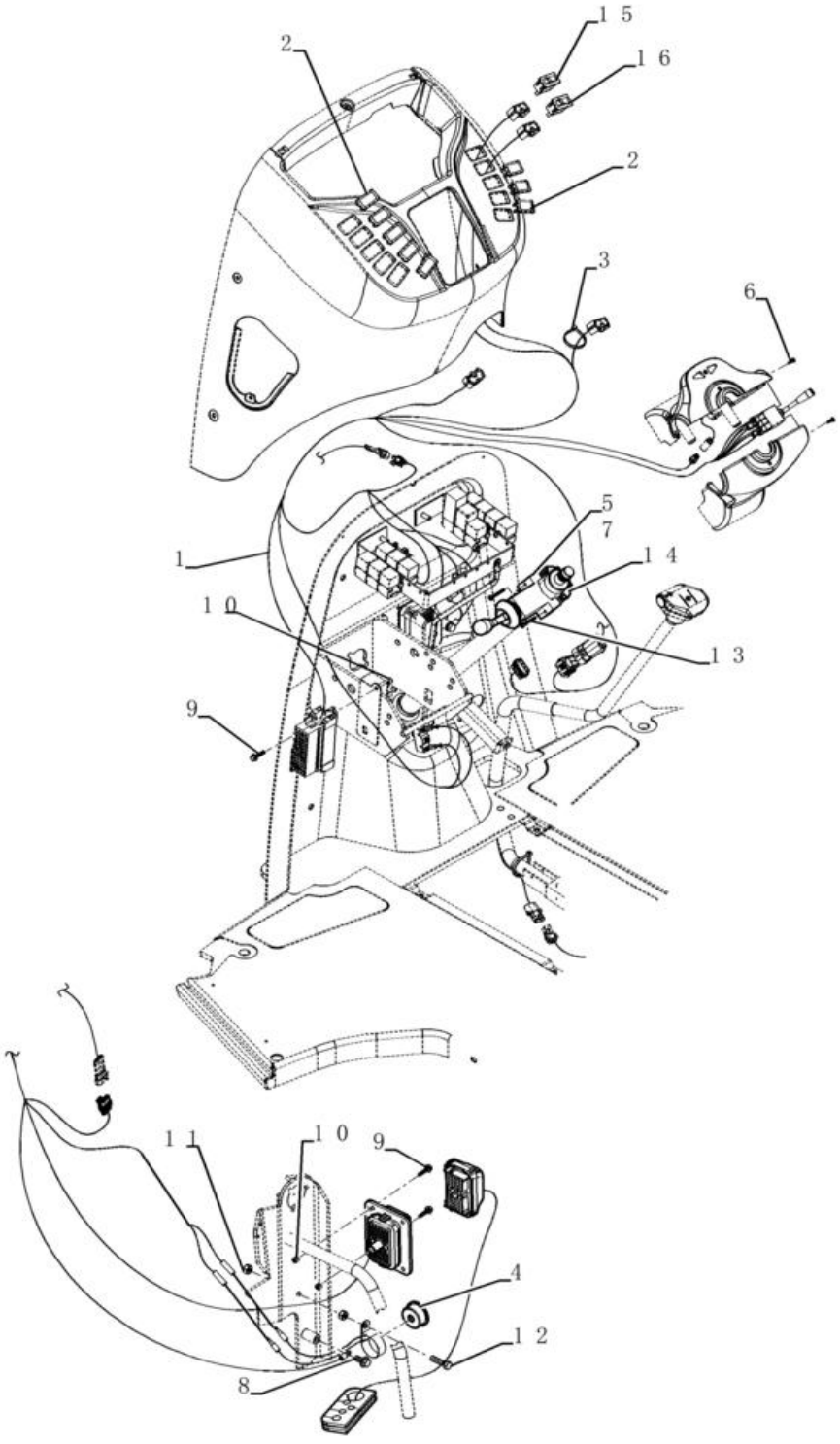

CHICOTE - CONSOLE FRONTAL, INTERRUPTORES

REF FN	PART NUMBER	YR/SN	QTY	DESCRIPTION
1	87584546		1	CABLAGEM
2	126844A1		18	TAMPÃO 1.427" x .62" , Plastic
3	L11541		3	BRAÇADEIRA DE CABO 203.2mm L, Nylon CABLE STRAP
4	D137468		1	AVISO SONORO
5	231520A2		1	INTERRUPTOR
6	84178909		2	PARAFUSO M4 x 12mm
7	278328A1		1	INTERRUPTOR
8	844-10020		1	PARAFUSO Hvy Hex, M10 x 20mm, Cl 8.8
9	844-6025		3	PARAFUSO Hvy Hex, M6 x 25mm, Cl 8.8
10	832-10406		3	PORCA M6 x 1, Cl 8
11	829-1410		2	PORCA M10 x 1.5, Cl 10.9
12	614-10030		1	PARAFUSO Hex, M10 x 1.5 x 30mm, Cl 8.8, Full Thd
13	47766621		2	PARAFUSO Phil Pan Hd, M5 x 40mm
14	366889A2		1	MEIO ANEL HALF COLLAR
14	47575664		1	ANEL Usar na Coluna de direção 47575687
15	386849A1		1	TECLA
16	386850A1		1	TECLA

55.512.14	02	p1	1/2017

CHICOTE - CONSOLE FRONTAL, SUPORTES

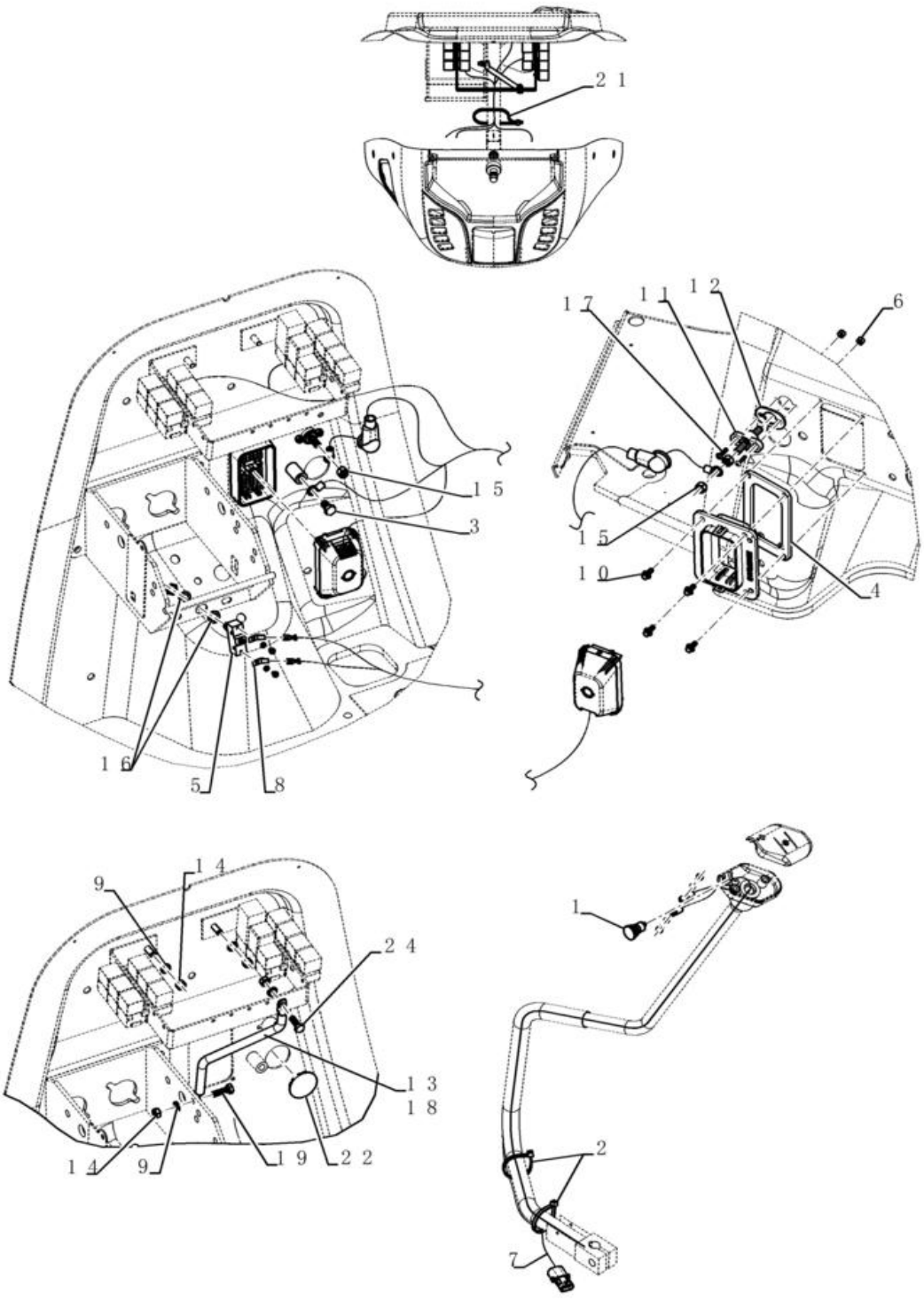

CHICOTE - CONSOLE FRONTAL, SUPORTES

REF	FN	PART NUMBER	YR/SN	QTY	DESCRIPTION
1		87312712		1	INTERRUPTOR
2		L11541		3	BRAÇADEIRA DE CABO 203.2mm L, Nylon CABLE STRAP
3		128312A1		1	PARAFUSO FLANGEADO Hvy Hex, M10 x 1.5 x 15mm, Gr 8.8
4		414174A1		1	JUNTA 128mm L x 94mm L x 6mm L
5		D148108		1	INTERRUPTOR
6		231-24409		2	PORCA #10-32
7		123809A2		1	CABLAGEM
8		A187990		2	CONECTOR TERMINAL Tin, 0.254 - 1.520mm
9		87655042		4	ANILHA ESPECIAL 8.8mm ID x 17.5mm OD x 2.2mm Thk
10		781-24613		4	PARAFUSO Hex Flg, M6 x 1 x 13mm
11		357278A1		1	ISOLADOR
12		357966A1		1	JUNTA 50mm L x 32mm L
13		362930A2		1	SUPORTE
14		829-1408		4	PORCA Hex, M8 x 1.25, Cl 10.9
15		425-106		3	PORCA 3/8"-16, Cl 5
16		87655046		2	ANILHA ESPECIAL 10.65mm ID x 23mm OD x 2.2mm Thk
17		490-11012		2	PARAFUSO Cross Pan Hd, #10-32 x 3/4" 12
18		392353A1		1	CONDUTA
19		614-8025		1	PARAFUSO Hex, M8 x 1.25 x 25mm, Cl 8.8, Full Thd
20		614-8020		1	PARAFUSO Hex, M8 x 1.25 x 20mm
21		L18331		1	BRAÇADEIRA DE CABO 375.9mm L, Nylon CABLE STRAP
22		397876A1		1	TAMPÃO

55.512.14	03	p1	1/2017

CIRCUITO ELÉTRICO DO PAINEL DIANTEIRO - MONTAGEM

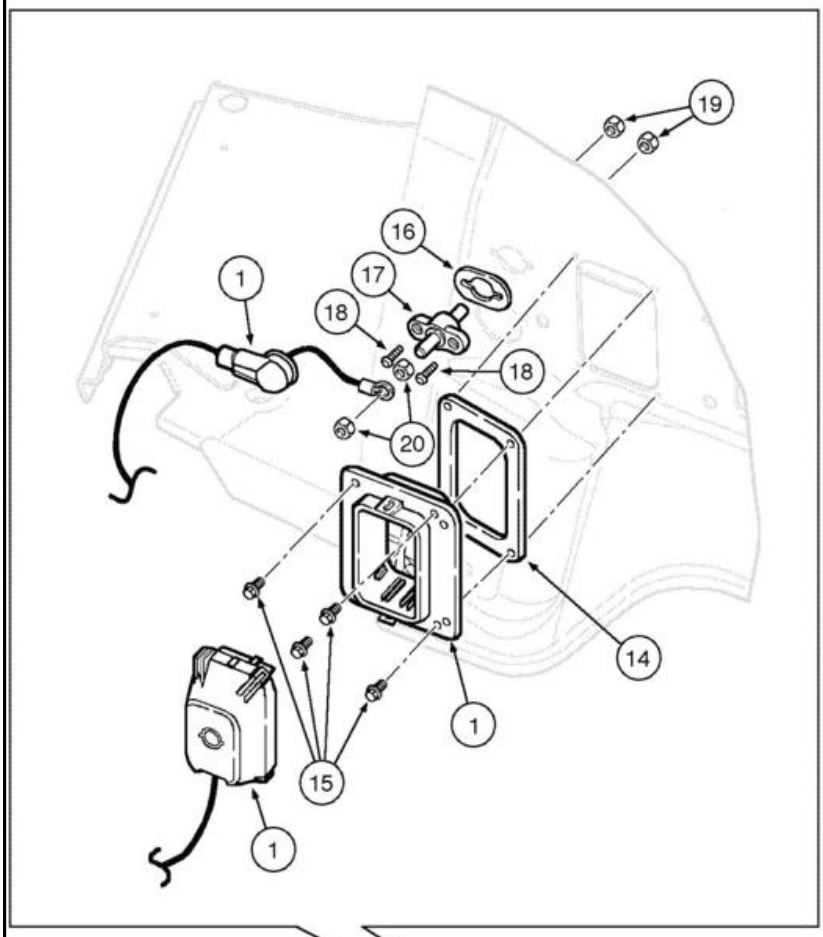

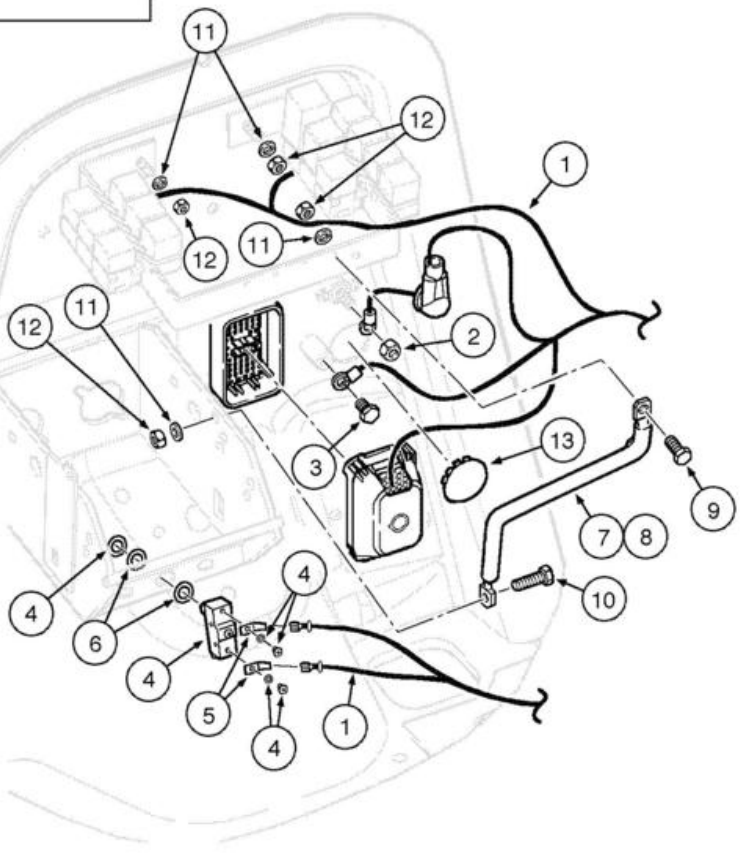

CIRCUITO ELÉTRICO DO PAINEL DIANTEIRO - MONTAGEM

REF FN	PART NUMBER	YR/SN	QTY	DESCRIPTION
1	87584546		1	CABLAGEM Front Console
2	425-106		1	PORCA 3/8"-16, Cl 5
3	128312A1		1	PARAFUSO FLANGEADO Hvy Hex, M10 x 1.5 x 15mm, Gr 8.8
4	D148108		1	INTERRUPTOR
5	A187990		2	CONECTOR TERMINAL Tin, 0.254 - 1.520mm
6	87655046		2	ANILHA ESPECIAL 10.65mm ID x 23mm OD x 2.2mm Thk
7	362930A2		1	SUPORTE Relay
8	392353A1		1	CONDUTA
9	614-8020		1	PARAFUSO Hex, M8 x 1.25 x 20mm
10	614-8025		1	PARAFUSO Hex, M8 x 1.25 x 25mm, Cl 8.8, Full Thd
11	87655042		4	ANILHA ESPECIAL 8.8mm ID x 17.5mm OD x 2.2mm Thk
12	829-1408		4	PORCA Hex, M8 x 1.25, Cl 10.9
13	397876A1		1	TAMPÃO
14	414174A1		1	JUNTA 128mm L x 94mm L x 6mm L
15	781-24613		4	PARAFUSO Hex Flg, M6 x 1 x 13mm
16	357966A1		1	JUNTA 50mm L x 32mm L
17	357278A1		1	ISOLADOR Junction
18	490-11012		2	PARAFUSO Cross Pan Hd, #10-32 x 3/4"
19	231-24409		2	PORCA #10-32
20	425-106		2	PORCA 3/8"-16, Cl 5

55.512.15	01	p1	1/2017

CHICOTE, INSTALAÇÃO - CONSOLE FRONTAL STD

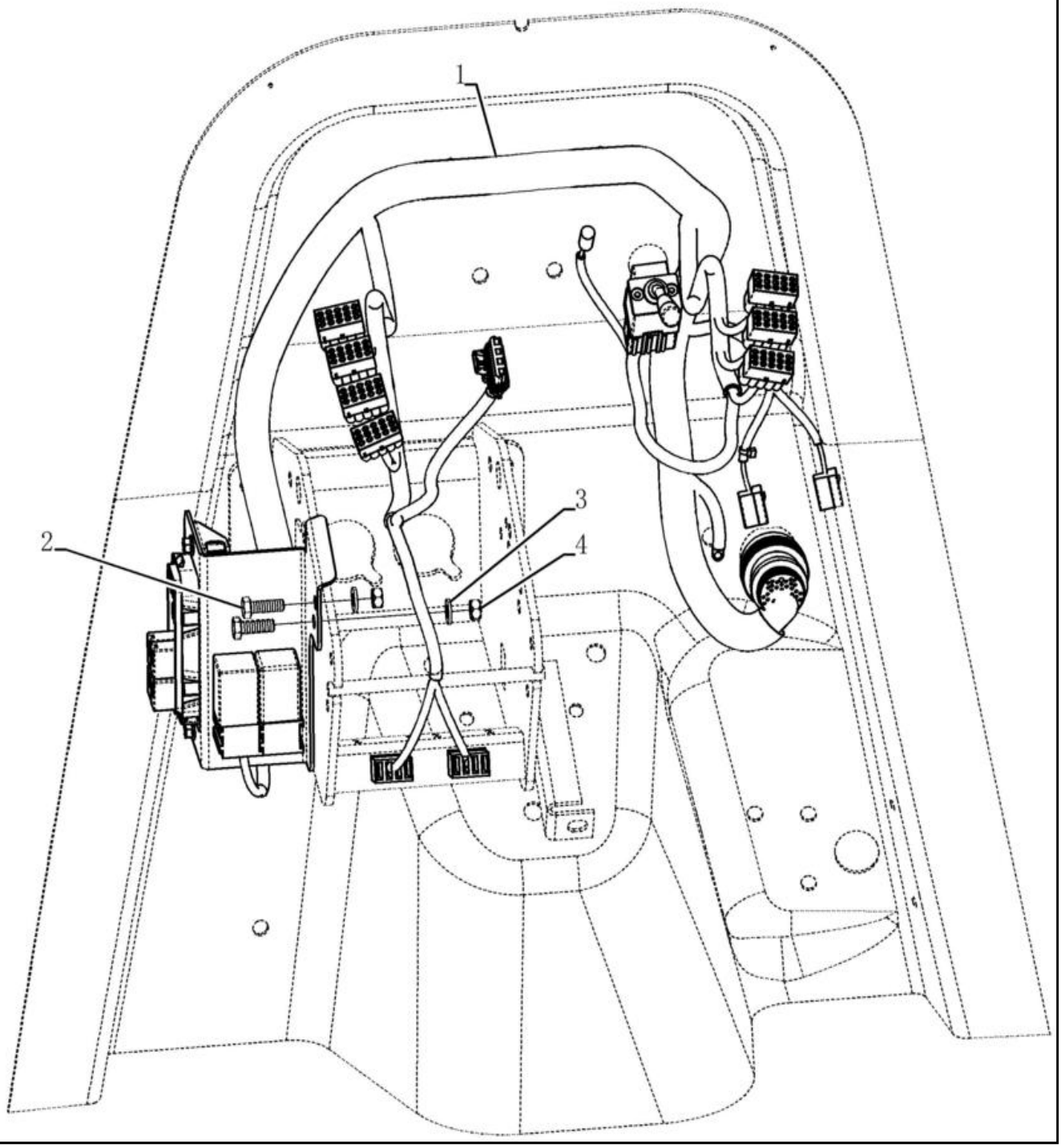

CHICOTE, INSTALAÇÃO - CONSOLE FRONTAL STD

REF FN	PART NUMBER	YR/SN	QTY	DESCRIPTION
1	84342271		1	CABLAGEM SPS Transm, Até chassi
1	84342263		1	CABLAGEM STD Transm
1	47714170		1	CABLAGEM SPS Transm Cab Mec, A partir do chassi
2	43127		2	PARAFUSO Hex, M8 x 1.25 x 25mm, Cl 8.8
3	87655042		2	ANILHA ESPECIAL 8.8mm ID x 17.5mm OD x 2.2mm Thk
4	829-1408		2	PORCA Hex, M8 x 1.25, Cl 10.9

55.512.15	02	p1	1/2017

CHICOTE - CONSOLE FRONTAL STD, TRANSMISSÃO STANDARD



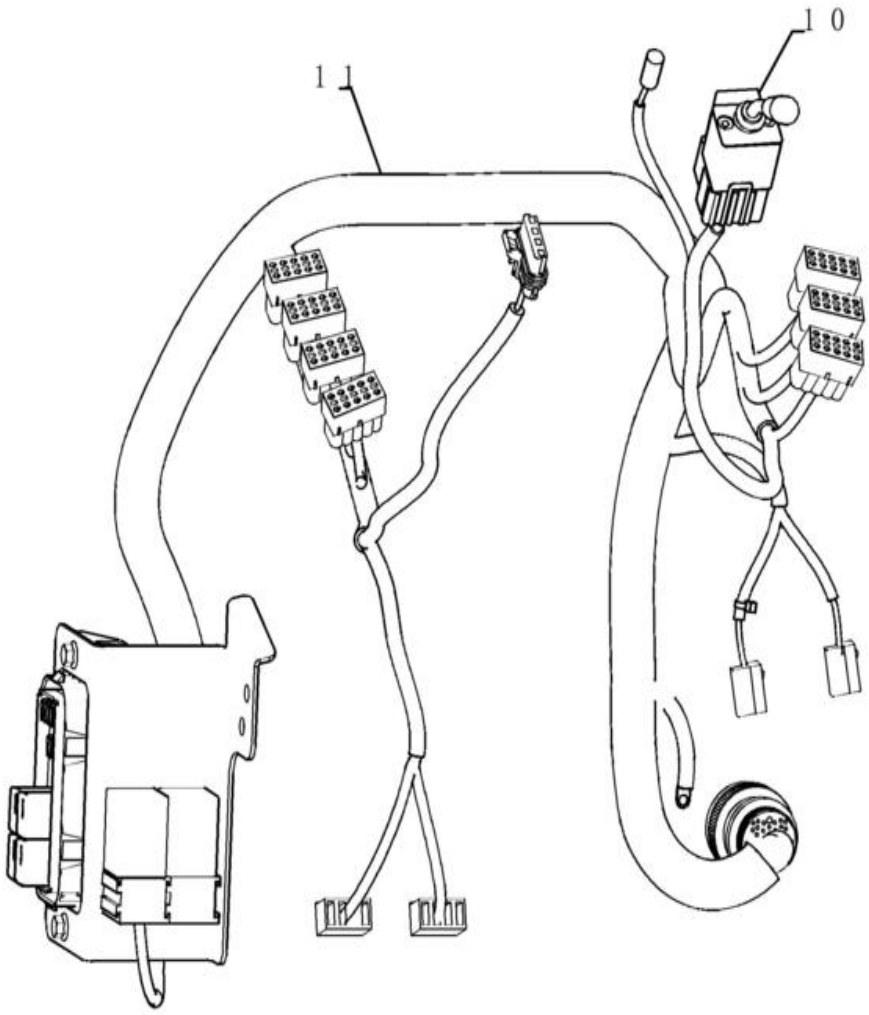

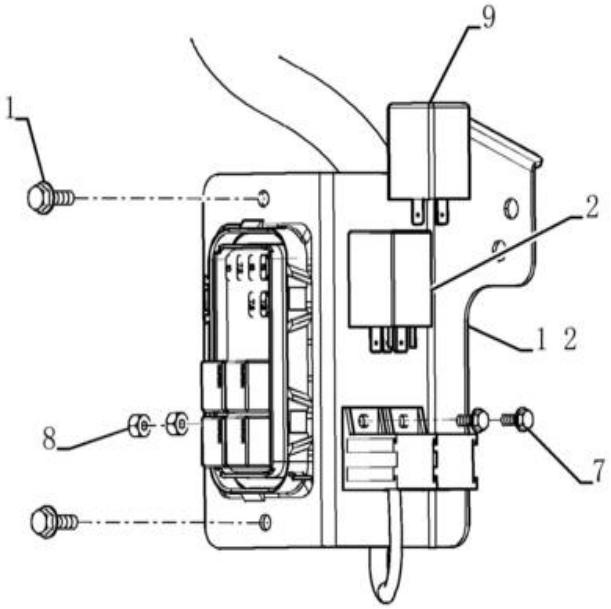

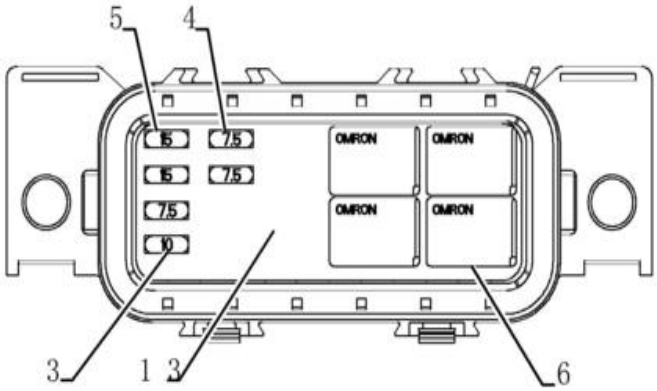

CHICOTE - CONSOLE FRONTAL STD, TRANSMISSÃO STANDARD

REF	FN	PART NUMBER	YR/SN	QTY	DESCRIPTION
1		845-6020		2	PARAFUSO Hvy Hex, M6 x 20mm, Cl 8.8
		84342263		1	CABLAGEM
2		87578455		1	RELÉ 12V, Turn Signal and Hazard
3		121412A1		1	FUSÍVEL 10A, Mini, Red
4		121411A1		3	FUSÍVEL 7.5A, Mini, Brown
5		121413A1		2	FUSÍVEL 15A, Mini, Blue
6		87655334		4	RELÉ 12V, 35A, Micro
7		87301687		2	PARAFUSO HWH, #10 - 32 x 1/2"
8		231-24409		2	PORCA #10-32
9		347706A3		1	RELÉ 12V, 5A
10		389487A1		1	COMANDO DAS LUZES
11	1	84342262		1	CABLAGEM
11	2	84342264		1	CABLAGEM
12		84238043		1	SUPORTE
13		84290789		1	DÍSTICO
14		121410A1		2	FUSÍVEL 5A, Mini, Tan Not Illustreted

(1) Para Cabine

(2) Para Toldo

580N-RETRO-CARREGADORA (BRASIL)

55.512.15	03	p1	1/2017

CHICOTE - CONSOLE FRONTAL, TRANSMISSÃO SPS

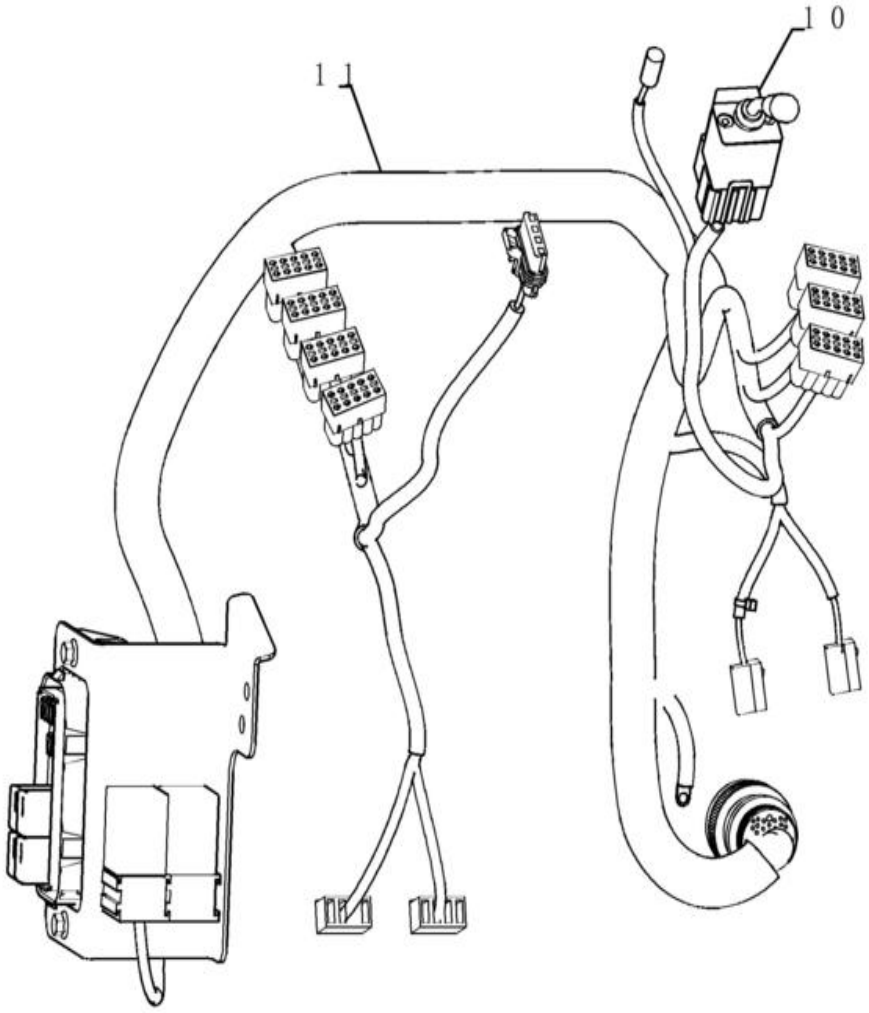

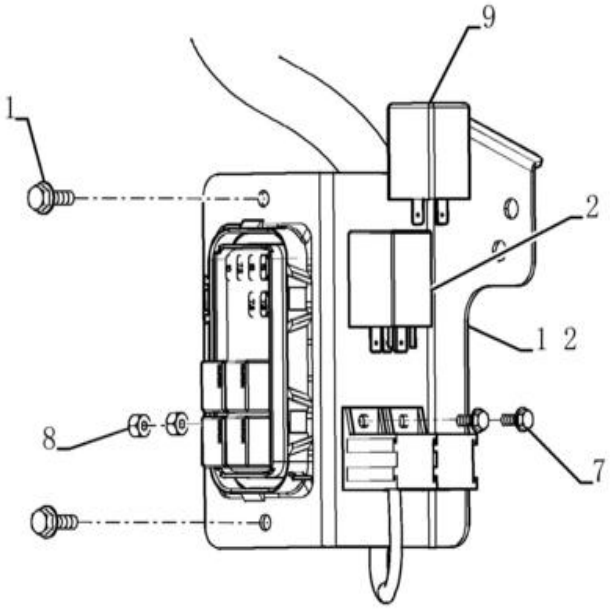

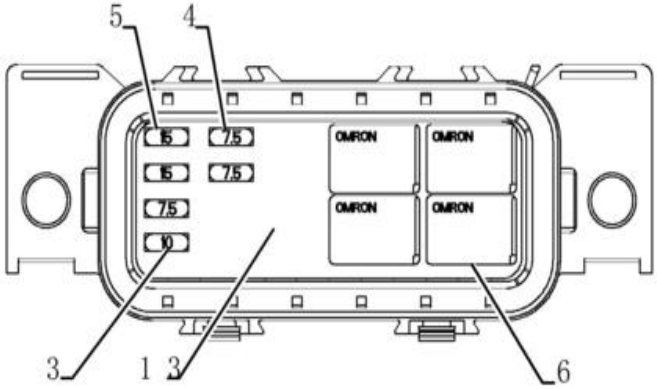

CHICOTE - CONSOLE FRONTAL, TRANSMISSÃO SPS

REF	FN	PART NUMBER	YR/SN	QTY	DESCRIPTION
		84342271		1	CABLAGEM Até chassi
		47714170		1	CABLAGEM Cab. Mec., A partir do chassi
1		845-6020		2	PARAFUSO Hvy Hex, M6 x 20mm, Cl 8.8
2		87578455		1	RELÉ 12V, Turn Signal and Hazard
3		121412A1		1	FUSÍVEL 10A, Mini, Red
4		121411A1		3	FUSÍVEL 7.5A, Mini, Brown
5		121413A1		2	FUSÍVEL 15A, Mini, Blue
6		87655334		4	RELÉ 12V, 35A, Micro
7		87301687		2	PARAFUSO HWH, #10 - 32 x 1/2"
8		231-24409		2	PORCA #10-32
9		121410A1		1	FUSÍVEL 5A, Mini, Tan
10		389487A1		1	COMANDO DAS LUZES
11	1	84342270		1	CABLAGEM Dianteiro, Até chassi
11	1	{47714169}		1	Dianteiro, A partir do chassi
11	2	84342268		1	CABLAGEM
12		84238043		1	SUPORTE
13		84290789		1	DÍSTICO
14		416569A1		2	ELEMENTO DE DÍODO 7300W Not Illustreted
15		84292399		2	CHAVETA PARALELA Not Illustreted

(1) For Cab

(2) For Rops

SISTEMA ELÉTRICO - CONSOLE LATERAL, TRANSMISSÃO TIPO S E H

SISTEMA ELÉTRICO - CONSOLE LATERAL, TRANSMISSÃO TIPO S E H

REF FN	PART NUMBER	YR/SN	QTY	DESCRIPTION
1	126844A1		16	TAMPÃO 1.427” x .62” , Plastic
2	128312A1		1	PARAFUSO FLANGEADO Hvy Hex, M10 x 1.5 x 15mm, Gr 8.8
3	282775A1		1	COMUTADOR
4	84228038		1	INTERRUPTOR Rear Work Lights
5	87695421		1	TAMPÃO PLÁSTICO 1.38" OD
6	614-10035		2	PARAFUSO Hex, M10 x 1.5 x 35mm, Cl 8.8, Full Thd
7	829-1410		2	PORCA M10 x 1.5, Cl 10.9
8	87655046		4	ANILHA ESPECIAL 10.65mm ID x 23mm OD x 2.2mm Thk
9	84222272		1	INTERRUPTOR Up-Down
10	84222273		1	TECLA Display - Enter
11	87614808		1	TECLA SAHR Brake Switch
12	84178909		2	PARAFUSO M4 x 12mm
13	NS		3	PEÇA NÃO FORNECIDA Not Used
14	397570A1		1	TAMPÃO x
15	397569A1		2	TAMPÃO
16	345-158		1	VEDANTE
17	366889A2		1	MEIO ANEL HALF COLLAR
17	47575664		1	ANEL Usar na Coluna de direção 47575687
18	47766621		2	PARAFUSO Phil Pan Hd, M5 x 40mm
19	283779A1		2	TOMADA DE CORRENTE 12V
20	283781A1		2	TAMPÃO Polyester Elastomer
21	84222283		1	INTERRUPTOR Hazards
22	87565604		2	PORCA 0.250" ID
23	NS		1	PEÇA NÃO FORNECIDA
24	87675764		2	PARAFUSO Pan Head, M10 x 19.1mm
25	87521766		1	CONTA MILHAS
25	87521766R		1	PAINEL INSTRUMENTOS
25	87521766C		1	PAINEL INSTRUMENTOS Return Number
26	140-119		2	PARAFUSO Cross Pan Hd, #10 - 24 x 1 1/4"
27	NS		1	PEÇA NÃO FORNECIDA Not Used
28	87527167		1	BUZINA 5-15V

SISTEMA ELÉTRICO - CONSOLE LATERAL, TRANSMISSÃO TIPO S E H

REF	FN	PART NUMBER	YR/SN	QTY	DESCRIPTION
29		84270800		1	INTERRUPTOR Horn
30		84222275		1	INTERR CTRL SUSP/ENG (Not Shown) Between Ref 1 and 11
31		84222287		1	INTERRUPTOR (Not Shown) 4WD (If Used)
32		48057676		1	INSTRUÇÃO Ride Control

55.512.16	02	p1	1/2017

CHICOTE, INSTALAÇÃO - CONSOLE LATERAL

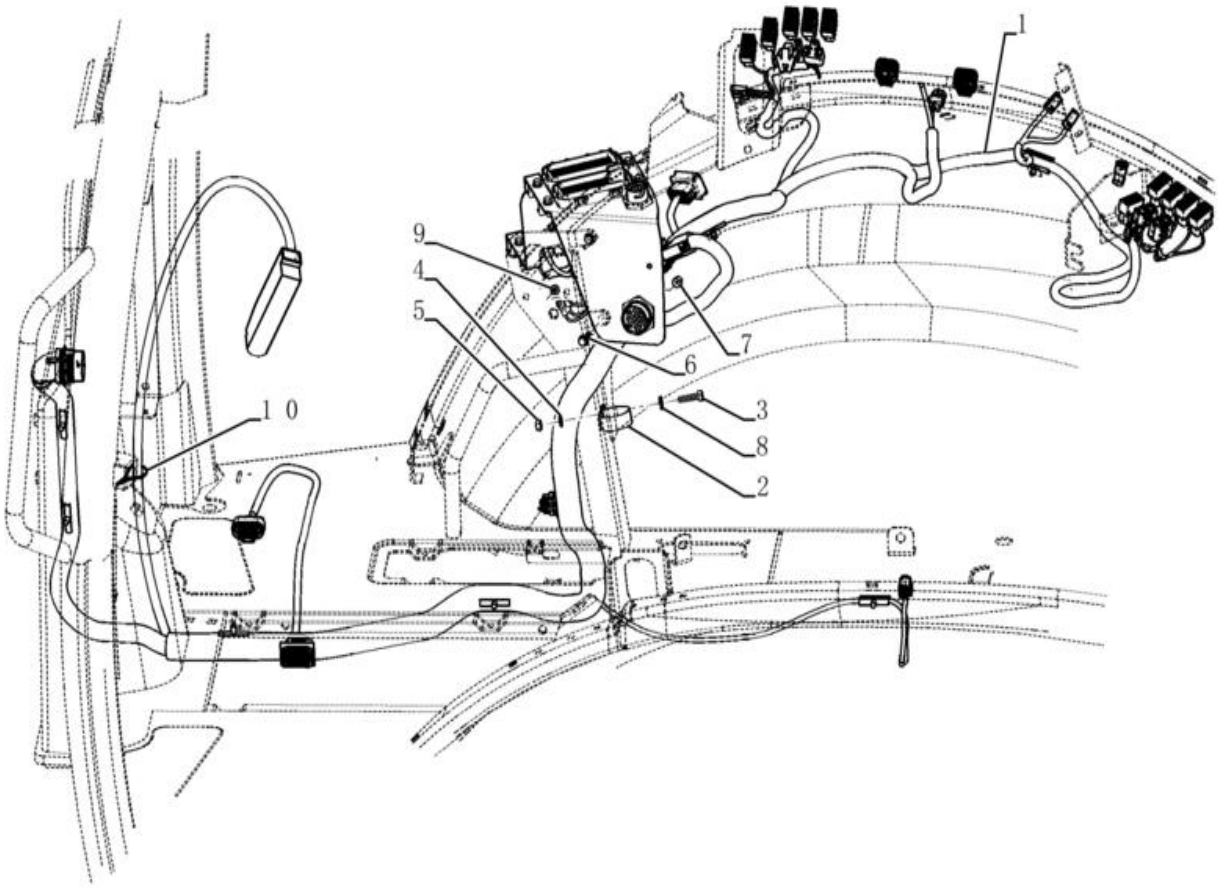

CHICOTE, INSTALAÇÃO - CONSOLE LATERAL

REF FN	PART NUMBER	YR/SN	QTY	DESCRIPTION
1	84292421		1	CABLAGEM Transmissão Padrão
1	47968868		1	CABLAGEM Transmissão SPS, A partir do chassi
1	{47968869}		1	Transmissão SPS, A partir do chassi
2	515-23444		1	BRAÇADEIRA 1 3/4", Insul, 3/8" Bolt
3	614-8030		1	PARAFUSO Hex, M8 x 1.25 x 30mm, Cl 8.8, Full Thd
4	892-11008		1	ANILHA DE RETENÇÃO 8mm ID
5	824-1408		1	PORCA M8 x 1.25, Cl 10
6	844-6025		2	PARAFUSO Hvy Hex, M6 x 25mm, Cl 8.8
7	832-10406		2	PORCA M6 x 1, Cl 8
8	87655042		1	ANILHA ESPECIAL 8.8mm ID x 17.5mm OD x 2.2mm Thk
9	844-10020		1	PARAFUSO Hvy Hex, M10 x 20mm, Cl 8.8
10	L11541		1	BRAÇADEIRA DE CABO 203.2mm L, Nylon

55.512.16	03	p1	1/2017

SISTEMA ELÉTRICO - CONSOLE LATERAL, TRANSMISSÃO TIPO H

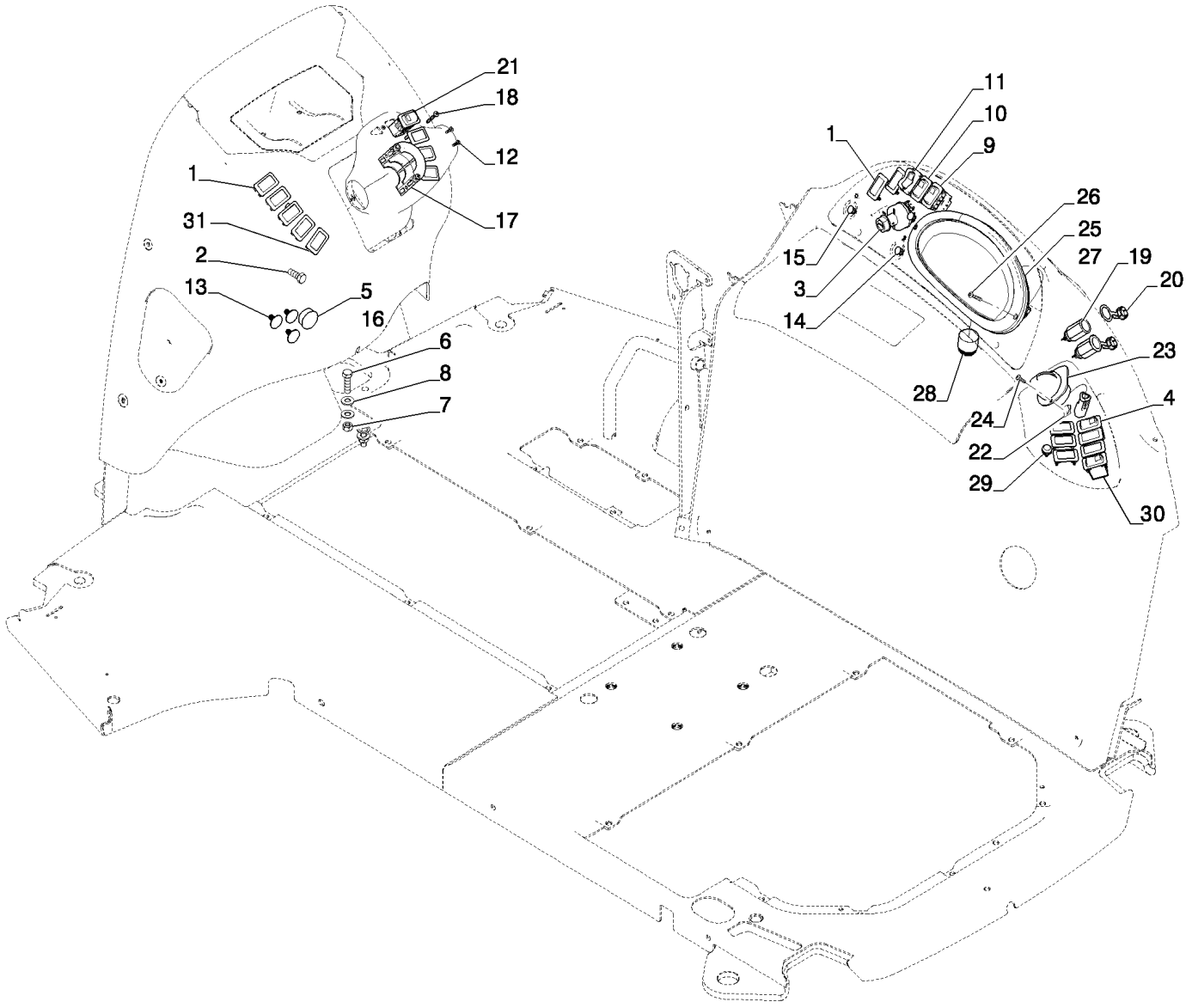

SISTEMA ELÉTRICO - CONSOLE LATERAL, TRANSMISSÃO TIPO H

REF FN	PART NUMBER	YR/SN	QTY	DESCRIPTION
1	126844A1		16	TAMPÃO 1.427” x .62” , Plastic
2	128312A1		1	PARAFUSO FLANGEADO Hvy Hex, M10 x 1.5 x 15mm, Gr 8.8
3	282775A1		1	COMUTADOR
4	84228038		1	INTERRUPTOR Rear Work Lights
5	87695421		1	TAMPÃO PLÁSTICO 1.38" OD
6	614-10035		2	PARAFUSO Hex, M10 x 1.5 x 35mm, Cl 8.8, Full Thd
7	829-1410		2	PORCA M10 x 1.5, Cl 10.9
8	87655046		4	ANILHA ESPECIAL 10.65mm ID x 23mm OD x 2.2mm Thk
9	84222272		1	INTERRUPTOR Up-Down
10	84222273		1	TECLA Display - Enter
11	87614808		1	TECLA Park Brake
12	84178909		2	PARAFUSO M4 x 12mm
13	D143242		3	TAMPÃO 7.1mm Dia Shank x 25.4mm OD Head x 23.1mm L
14	397570A1		1	TAMPÃO
15	397569A1		2	TAMPÃO
16	345-158		1	VEDANTE
17	366889A2		1	MEIO ANEL HALF COLLAR
17	47575664		1	ANEL Usar na Coluna de direção 47575687
18	47766621		2	PARAFUSO Phil Pan Hd, M5 x 40mm
19	283779A1		2	TOMADA DE CORRENTE 12V
20	283781A1		2	TAMPÃO Polyester Elastomer
21	84222283		1	INTERRUPTOR Hazard Lights
22	87565604		2	PORCA 0.250" ID
23	NS		1	PEÇA NÃO FORNECIDA Not Used
24	87675764		2	PARAFUSO Pan Head, M10 x 19.1mm
25	87521766		1	CONTA MILHAS
25	87521766R		1	PAINEL INSTRUMENTOS
25	87521766C		1	PAINEL INSTRUMENTOS Return Number
26	140-119		2	PARAFUSO Cross Pan Hd, #10 - 24 x 1 1/4"
27	NSS		1	NO SE VENDE SEPARADO Software, Incl in 25
27	{47645896}		1	Painel de Instrumentos 4.1.0.4, A partir do chassi

55.512.16	03	p2	1/2017

SISTEMA ELÉTRICO - CONSOLE LATERAL, TRANSMISSÃO TIPO H

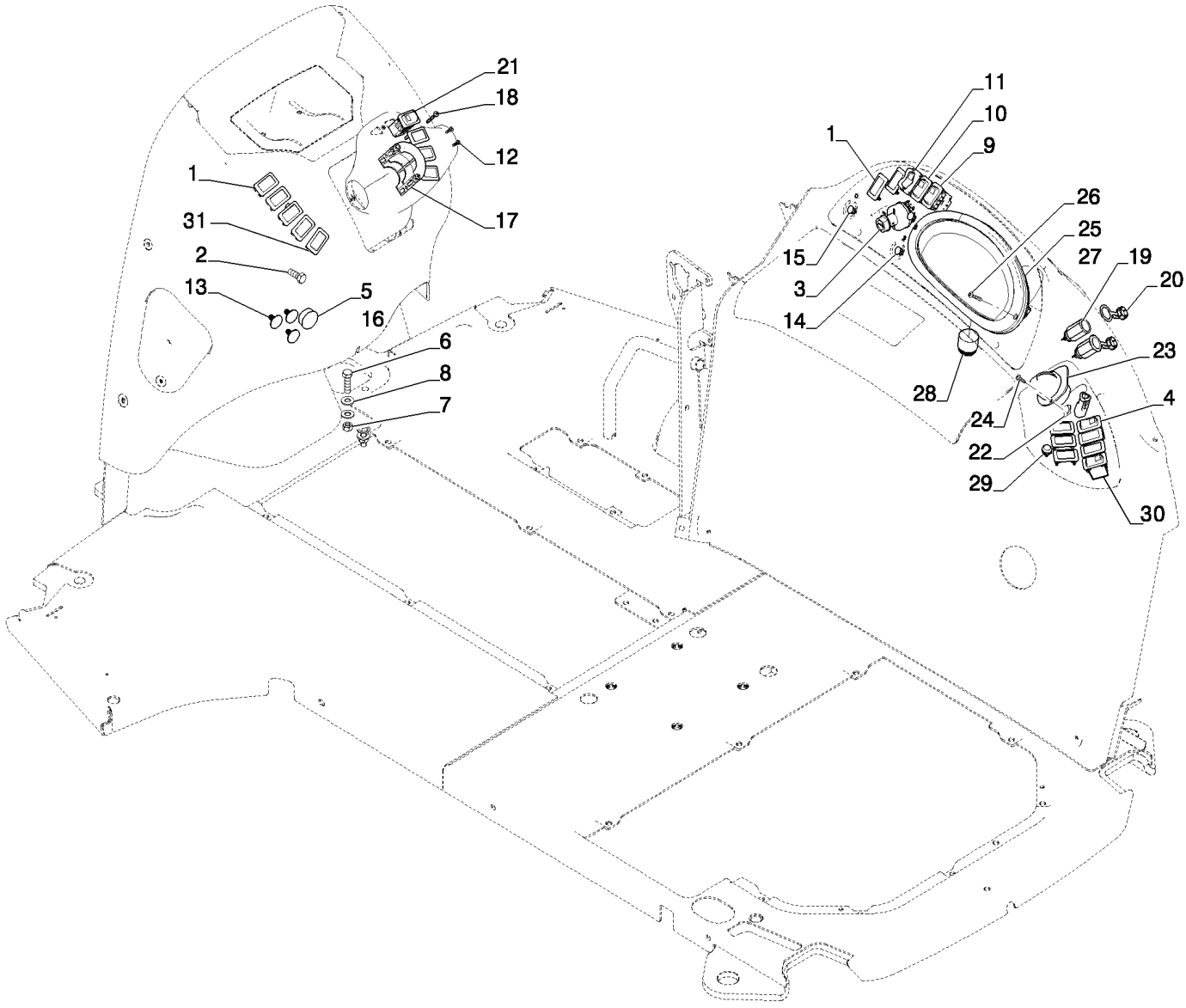

SISTEMA ELÉTRICO - CONSOLE LATERAL, TRANSMISSÃO TIPO H

REF	FN	PART NUMBER	YR/SN	QTY	DESCRIPTION
27		{47943365}		1	SPS V4.1, A partir do chassi
28		87527167		1	BUZINA 5-15V
29		84270800		1	INTERRUPTOR Horn
30		84222285		1	INTERRUPTOR Horn
31		87654515		1	INTERRUPTOR Basculador, Auto ao Manual

55.512.17	01	p1	1/2017

SISTEMA ELÉTRICO - CONSOLE LATERAL, TRANSMISSÃO TIPO S



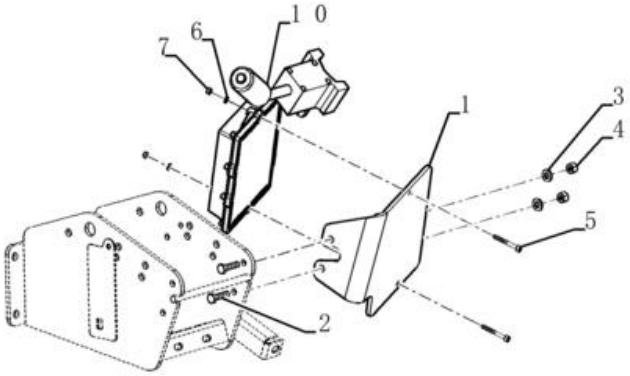

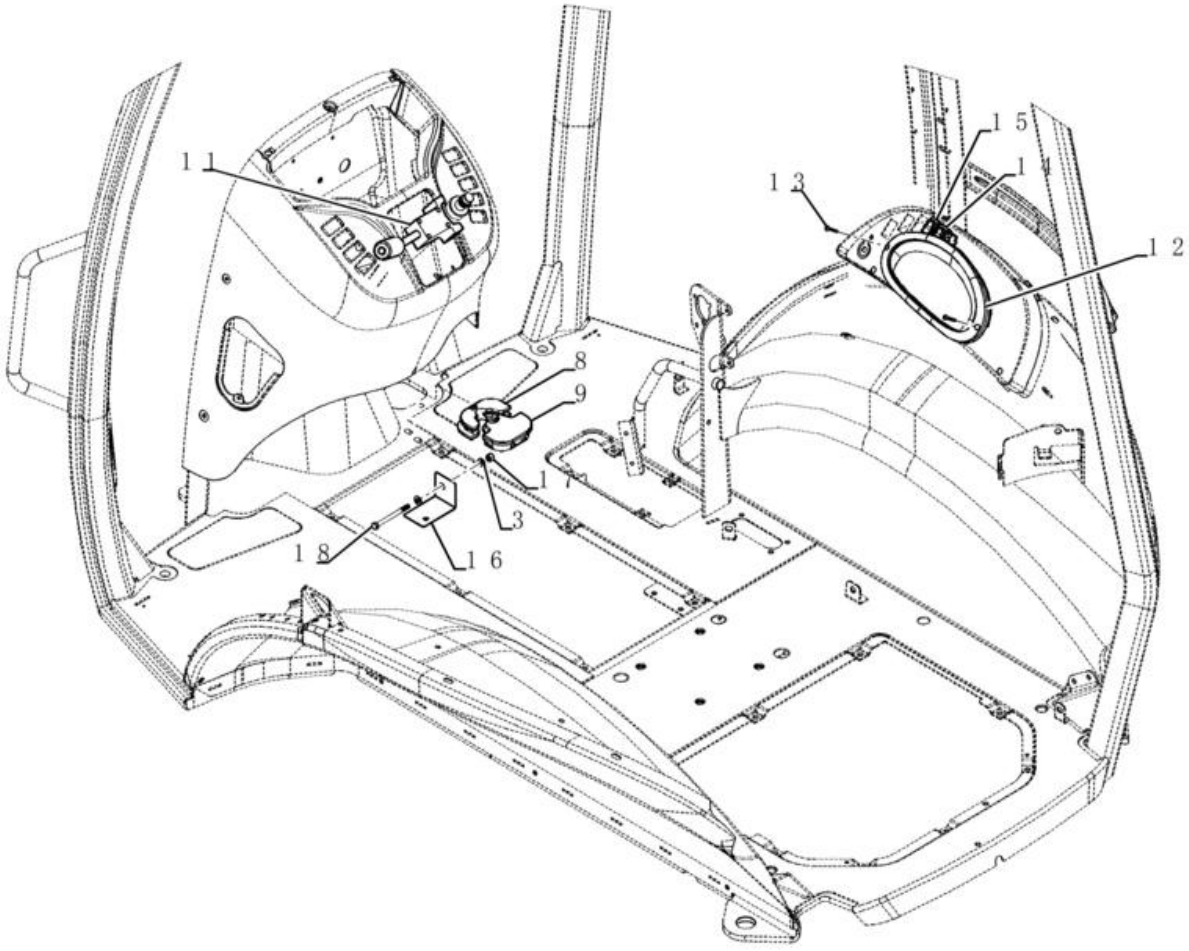

SISTEMA ELÉTRICO - CONSOLE LATERAL, TRANSMISSÃO TIPO S

REF FN	PART NUMBER	YR/SN	QTY	DESCRIPTION
1	87644491		1	SUPORTE
2	614-8030		2	PARAFUSO Hex, M8 x 1.25 x 30mm, Cl 8.8, Full Thd
3	87655042		4	ANILHA ESPECIAL 8.8mm ID x 17.5mm OD x 2.2mm Thk
4	832-10408		2	PORCA M8 x 1.25, Cl 8.8
5	864-5040		2	PARAFUSO ALLENA FLAN M5 x 40mm, Cl 8.8
6	895-11005		2	ANILHA 5.5mm ID x 10mm OD x 1mm Thk
7	824-1405		2	PORCA M5, Cl 5
8	397443A2		1	VEDANTE 110mm L
9	397493A2		1	VEDANTE 106mm L
10	84278195		1	ECU Trax Control Unit
10	84278195R		1	UNIDADE DE COMANDO E 580N LOADER BACKHOE (BRAZIL), SIDE CONSOLE, S-TYPE TRANSMISSION (1/12-)
10	84278195C		1	UNIDADE DE COMANDO E Return Number
11	84342285		1	INTERRUPTOR DE ALAVA
12	84268612		1	QUADRO SINAL. MULTIP
12	84268612R		1	PAINEL INSTRUMENTOS
12	84268612C		1	PAINEL INSTRUMENTOS Return Number
13	140-119		2	PARAFUSO Cross Pan Hd, #10 - 24 x 1 1/4"
14	84222272		1	INTERRUPTOR Up-Down
15	84222273		1	TECLA
16	84328358		1	SUPORTE
17	412250		1	PORCA M8 x 1.25, Cl 8
18	86508571		1	PARAFUSO Hex, M8 x 90mm, Cl 8.8

55.512.17	02	p1	1/2017

CHICOTE, INSTALAÇÃO - CONSOLE LATERAL, TRANSMISSÃO TIPO S E H

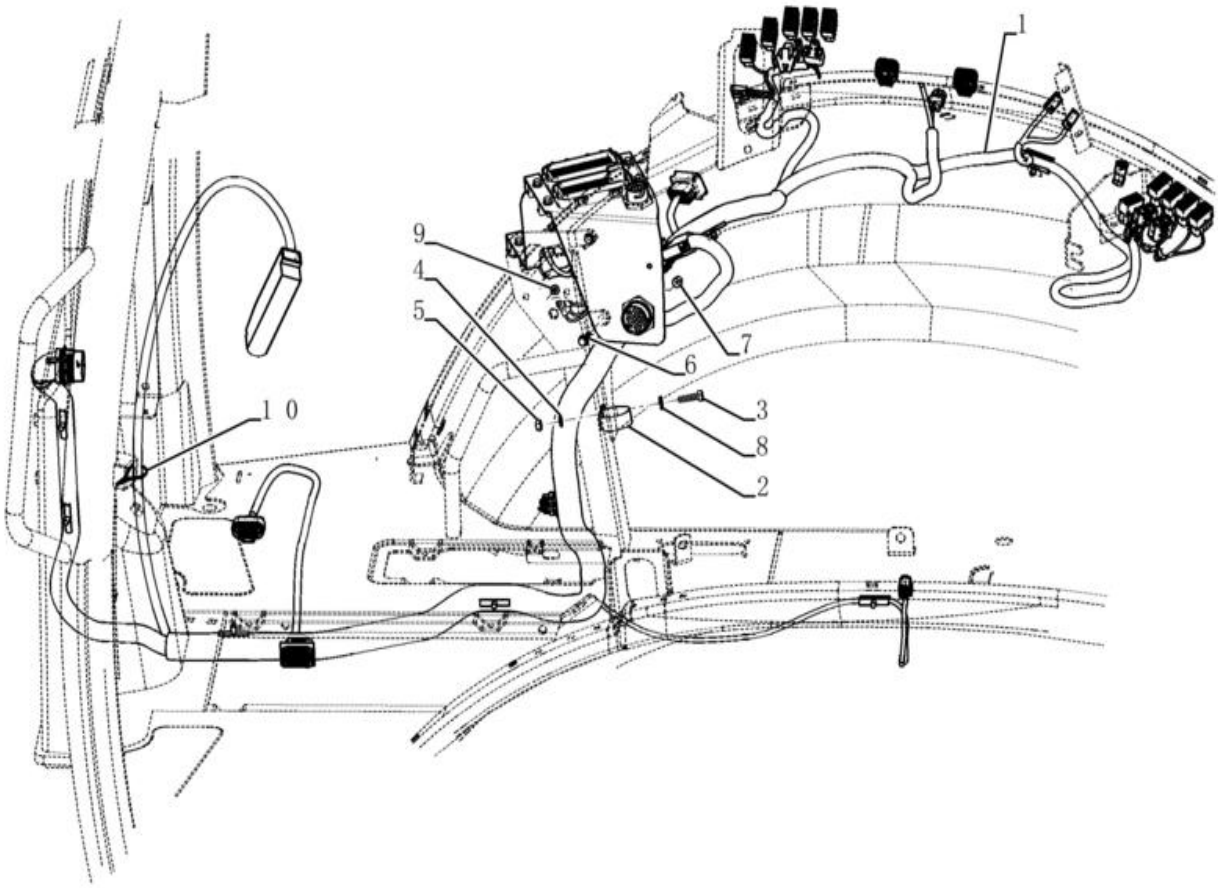

CHICOTE, INSTALAÇÃO - CONSOLE LATERAL, TRANSMISSÃO TIPO S E H

REF FN	PART NUMBER	YR/SN	QTY	DESCRIPTION
1	84292424		1	CABLAGEM Somente Transmissão tipo S
2	515-23444		1	BRAÇADEIRA 1 3/4", Insul, 3/8" Bolt
3	614-8030		1	PARAFUSO Hex, M8 x 1.25 x 30mm, Cl 8.8, Full Thd
4	892-11008		1	ANILHA DE RETENÇÃO 8mm ID
5	824-1408		1	PORCA M8 x 1.25, Cl 10
6	844-6025		2	PARAFUSO Hvy Hex, M6 x 25mm, Cl 8.8
7	832-10406		2	PORCA M6 x 1, Cl 8
8	87655042		1	ANILHA ESPECIAL 8.8mm ID x 17.5mm OD x 2.2mm Thk
9	844-10020		1	PARAFUSO Hvy Hex, M10 x 20mm, Cl 8.8
10	L11541		1	BRAÇADEIRA DE CABO 203.2mm L, Nylon CABLE STRAP

55.512.18	01	p1	1/2017

HARNESS - BACKHOE DUAL AUXILIARY HYDRAULIC WITH MECHANICAL CONTROLS (Apr 5 2012 11:19:00.5108 AM)

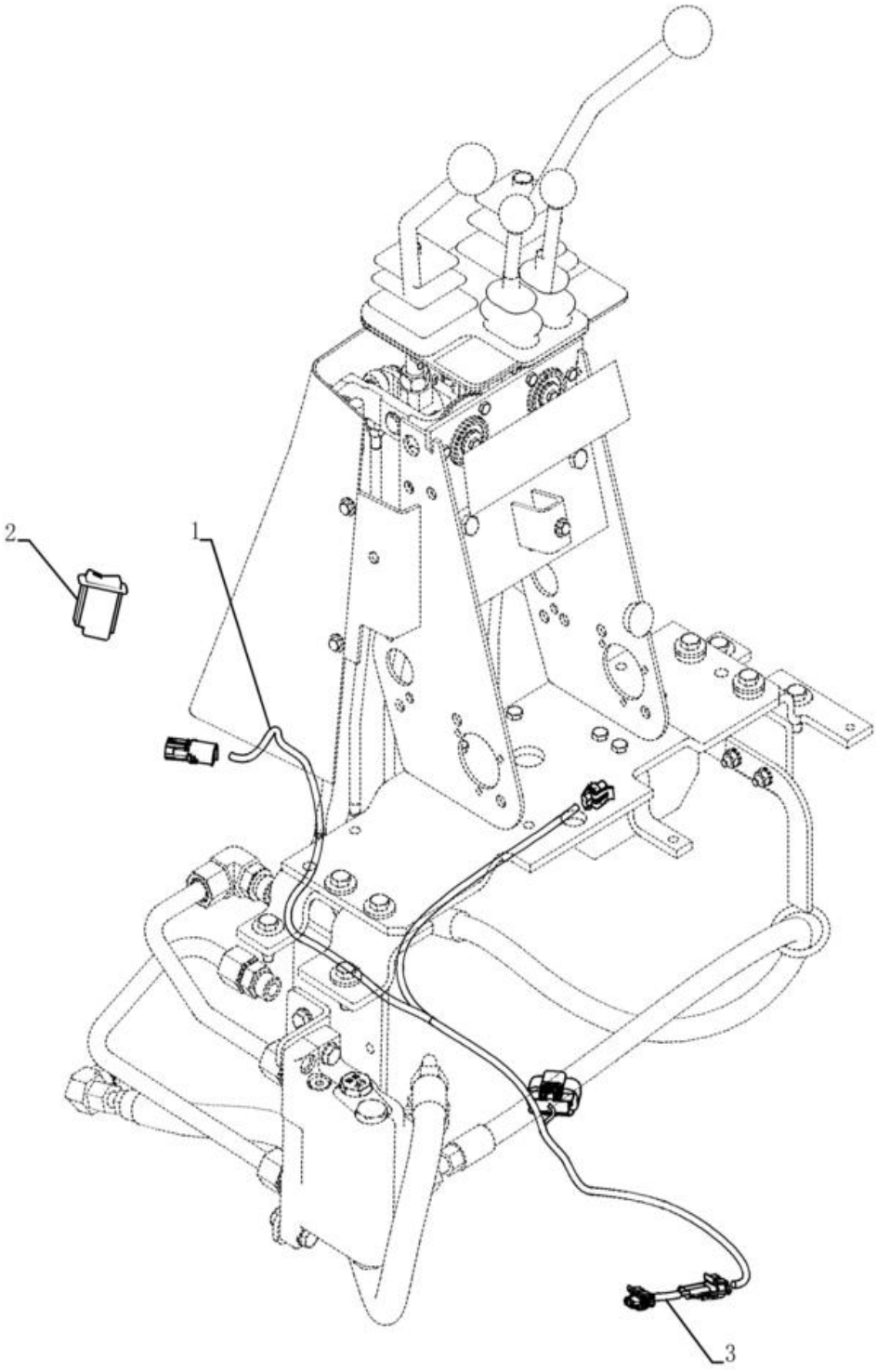

HARNESS - BACKHOE DUAL AUXILIARY HYDRAULIC WITH MECHANICAL CONTROLS (Apr 5 2012 11:19:00.5108 AM)

REF	FN	PART NUMBER	YR/SN	QTY	DESCRIPTION
1		84292391		1	CABLAGEM
2		84241093		1	INTERRUPTOR Bi-Dir / Uni-Dir Selector
3		84386573		1	CABLAGEM

580N-RETRO-CARREGADORA (BRASIL)

55.512.18	01	p1	1/2017

HARNESS - BACKHOE DUAL AUXILIARY HYDRAULIC WITH MECHANICAL CONTROLS (Apr 5 2012 11:19:00.5109 AM)

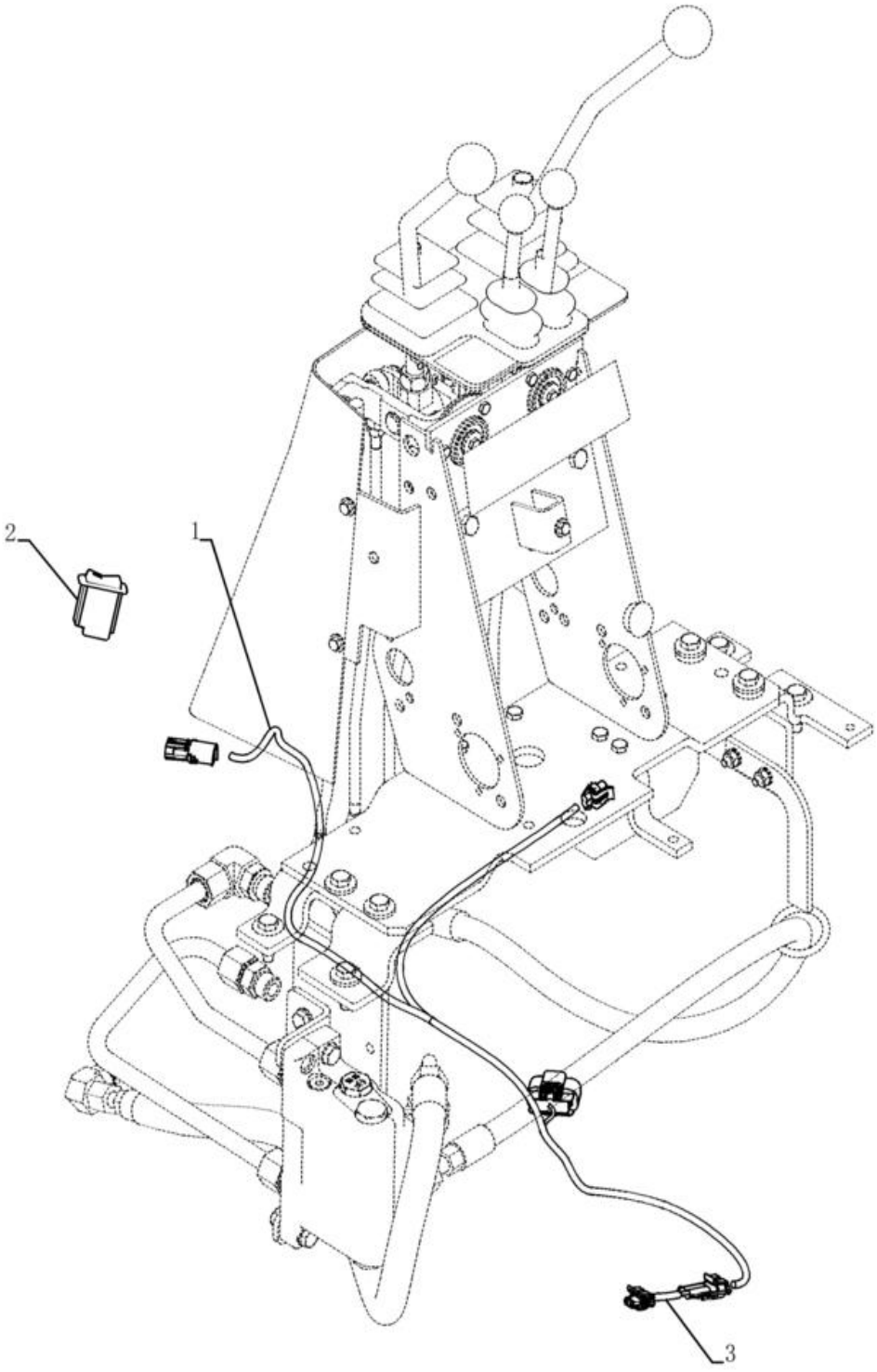

HARNESS - BACKHOE DUAL AUXILIARY HYDRAULIC WITH MECHANICAL CONTROLS (Apr 5 2012 11:19:00.5109 AM)

REF	FN	PART NUMBER	YR/SN	QTY	DESCRIPTION
1		84292391		1	CABLAGEM
2		84241093		1	INTERRUPTOR Bi-Dir / Uni-Dir Selector
3		84386573		1	CABLAGEM

580N-RETRO-CARREGADORA (BRASIL)

55.512.19	01	p1	1/2017

CHICOTE - RETROESCAVADEIRA, AUXILIAR HIDRÁULICO SIMPLES, COM COMANDOS PILOTADOS



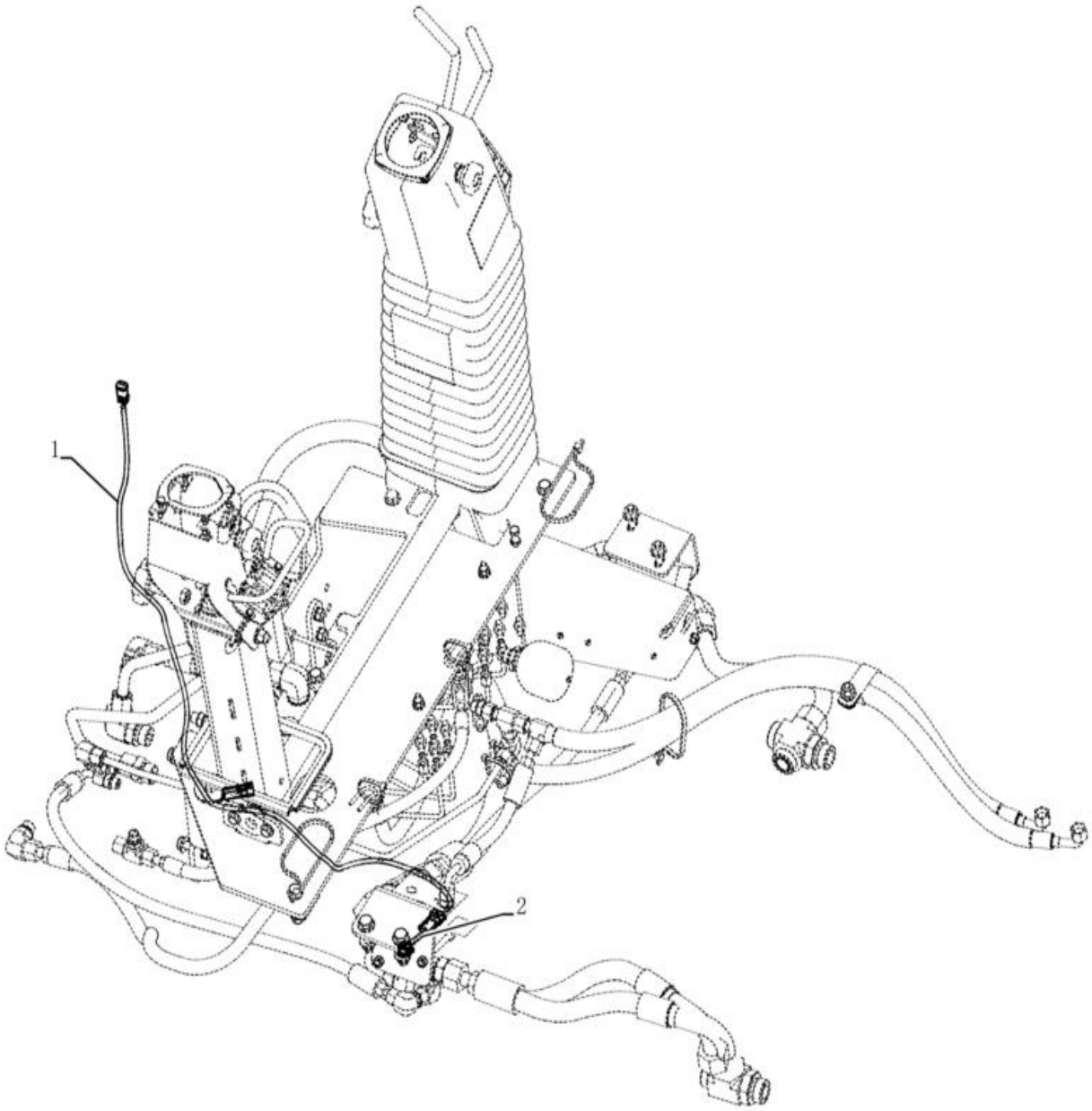

CHICOTE - RETROESCAVADEIRA, AUXILIAR HIDRÁULICO SIMPLES, COM COMANDOS PILOTADOS

REF	FN	PART NUMBER	YR/SN	QTY	DESCRIPTION
1		84292392		1	CABLAGEM
2		84386573		1	CABLAGEM Jumper

580N-RETRO-CARREGADORA (BRASIL)

55.512.20	01	p1	1/2017

CHICOTE - RETROESCAVADEIRA, AUXILIAR HIDRÁULICO DUPLO, COM COMANDOS PILOTADOS



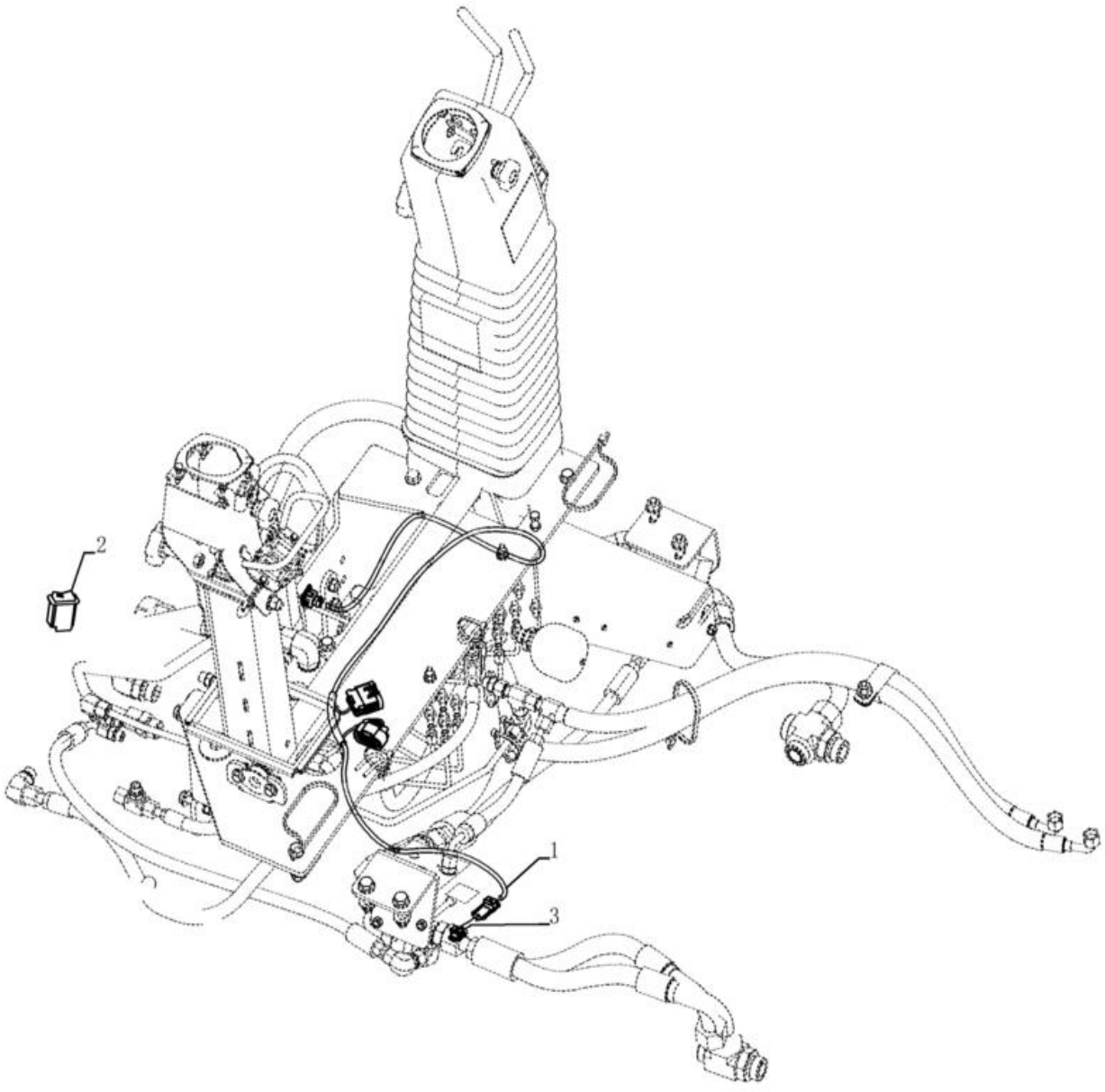

CHICOTE - RETROESCAVADEIRA, AUXILIAR HIDRÁULICO DUPLO, COM COMANDOS PILOTADOS

REF FN	PART NUMBER	YR/SN	QTY	DESCRIPTION
1	84292393		1	CABLAGEM Jumper, Hammer or Bi-Dir
2	84241093		1	INTERRUPTOR Bi-Dir Uni-Dir Selector
3	84386573		1	CABLAGEM Rexroth Jumper
4	87423802		1	TECLA Pilot ON/OFF Momentary (Not Shown)

55.512.21	01	p1	1/2017

CHICOTE - RETROESCAVADEIRA, COM COMANDOS PILOTADOS

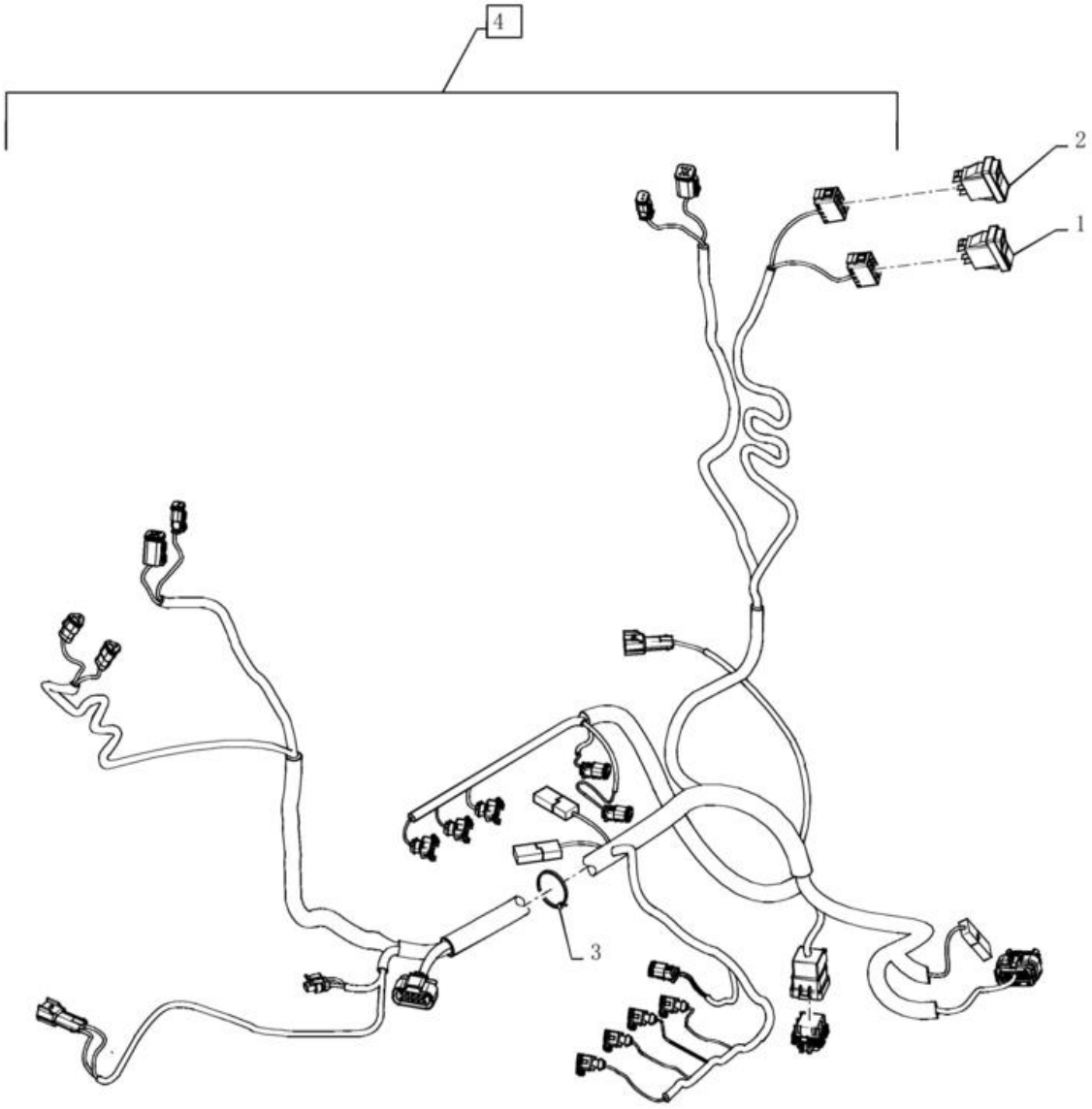

CHICOTE - RETROESCAVADEIRA, COM COMANDOS PILOTADOS

REF	FN	PART NUMBER	YR/SN	QTY	DESCRIPTION
1		87410105		1	TECLA Pilot Control, Backhoe Control Pattern Selection W/Lock
2		87423802		1	TECLA Pilot Control, Backhoe & Stabilizer Activation, On/Off Momentary
3		L11541		1	BRAÇADEIRA DE CABO 203.2mm L, Nylon
4		84342284		1	CABLAGEM

580N-RETRO-CARREGADORA (BRASIL)

55.514.01	01	p1	1/2017

FARÓIS, CABINE ROPS

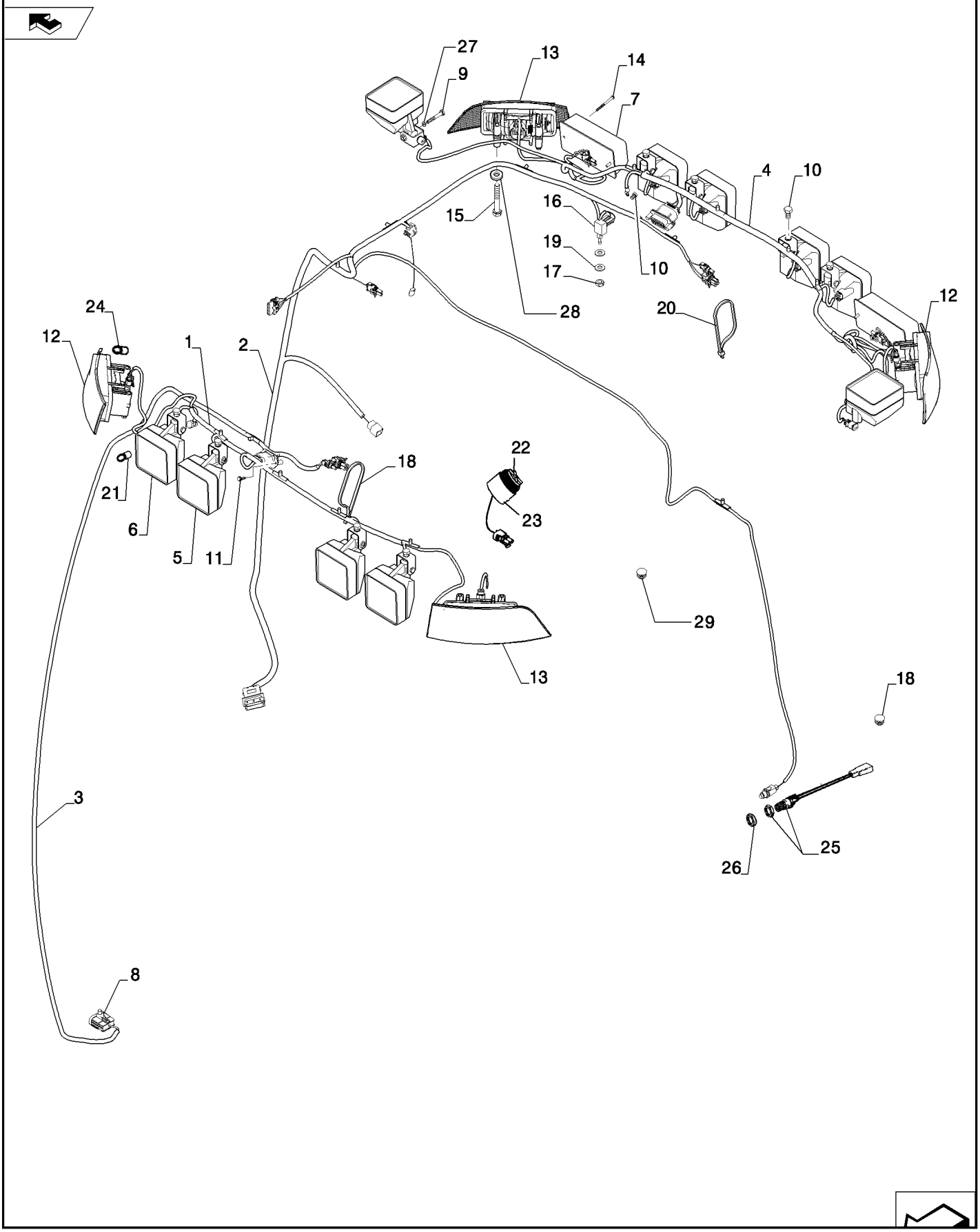

FARÓIS, CABINE ROPS

REF	FN	PART NUMBER	YR/SN	QTY	DESCRIPTION
1		84292406		1	CABLAGEM Front Lights, Driving and Work
2		84292408		1	CABLAGEM B-post With Wiper
3		84292405		1	CABLAGEM A-post with Wiper
4		84292407		1	CABLAGEM Rear Lights
5		87584890		8	LIGHT ASSY. Halogen, 12V, 55W, Clear For Replacement Bulb see Ref 21
5		47682620		8	LUZ DE TRABALHO Flood, LED, 12V LAMP, WORK, LED
6		84236850		2	FAROL Halogen, 12V, 55W, Clear For Replacement Bulb see Ref 21
6		47682629		2	LUZ DE TRABALHO LAMP, WORK, LED
7		92260C1		2	FAROL 12V, 27W, Red
8		87707841		1	FIXADOR Hole DIA 6.35mm
9		864-10014		2	PARAFUSO ALLENA FLAN M10 x 14mm, Cl 8.8
10		128312A1		10	PARAFUSO FLANGEADO Hvy Hex, M10 x 1.5 x 15mm, Gr 8.8
11		280-14512		4	PARAFUSO Hex Wash Hd, #10 x 3/4"
12		87301973		2	LÂMPADA PISCA–PISCA Halogen, 12V, 21W, Amber Lens
13		87301972		2	LÂMPADA PISCA–PISCA Halogen, 12V, 21W, Amber Lens
14		440-11036		4	PARAFUSO Cross Pan Hd, #10-24 x 2 1/4"
15		43118		8	PARAFUSO Hex, M6 x 1.0 x 40mm, Cl 8.8
16		A187714		1	INTERRUPTOR, BOTAO
17		425-157		1	CONTRAPORCA Jam, 7/16"-20, G5
18		382298A1		2	TAMPÃO
19		87655046		2	ANILHA ESPECIAL 10.65mm ID x 23mm OD x 2.2mm Thk
20		L18331		2	BRAÇADEIRA DE CABO 375.9mm L, Nylon CABLE STRAP
21		1312210C2		10	LÂMPADA Halogen H3, 12V, 55W
22		87539792		1	COBERTURA
23		87527167		1	BUZINA 5-15V
24		529068		4	LÂMPADA #1156, 12V, 21W
25		279265A2		1	INTERRUPTOR

55.514.01	01	p2	1/2017

FARÓIS, CABINE ROPS

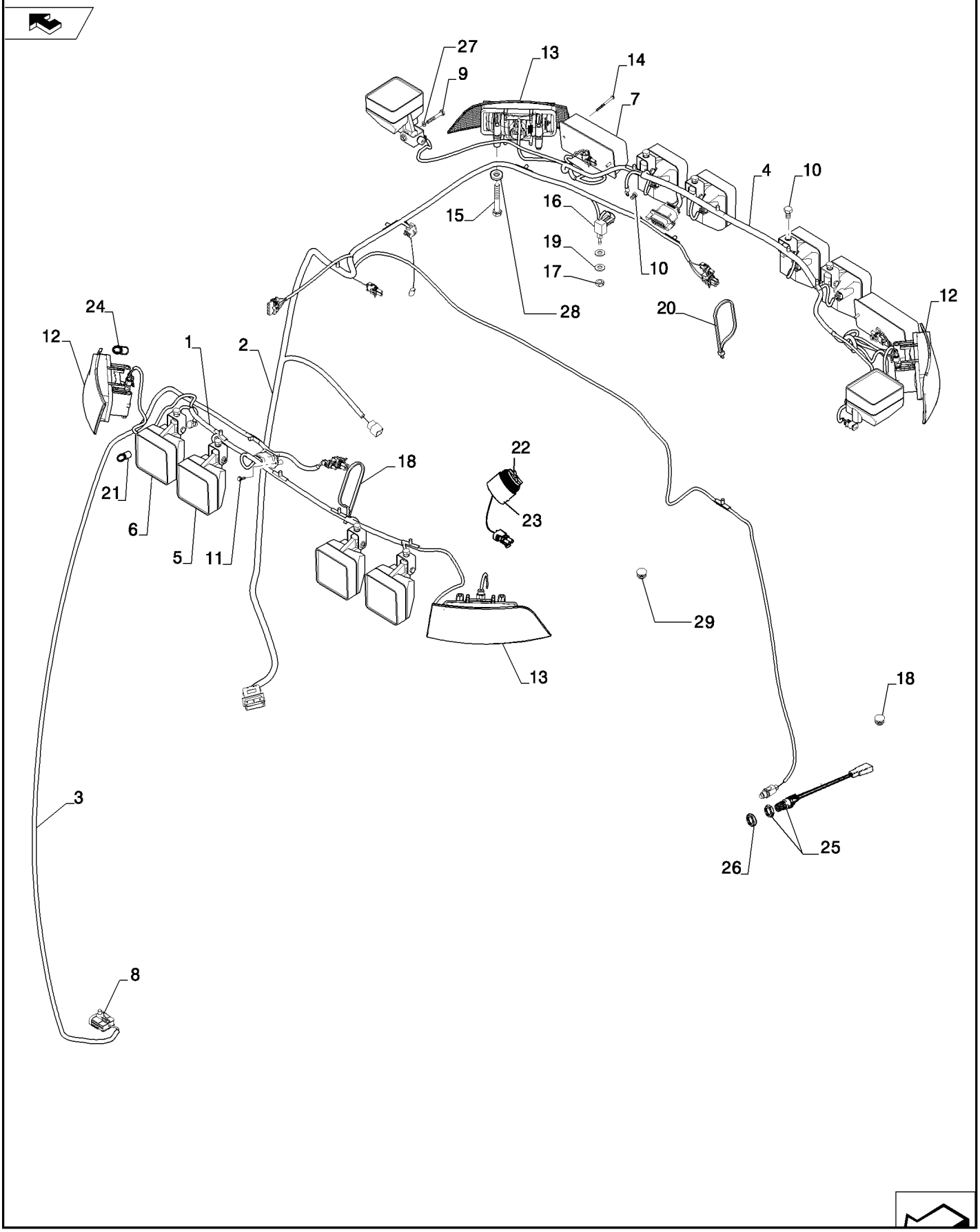

FARÓIS, CABINE ROPS

REF	FN	PART NUMBER	YR/SN	QTY	DESCRIPTION
26		87655043		1	ANILHA M12, 13.65mm ID x 24.90mm OD x 3.20mm, HT Boron, ZNM
27		896-11010		2	ANILHA 11mm ID x 21mm OD x 2.5mm Thk
28		87713130		2	ANILHA 6.85mm ID x 12.75mm OD x 1.8mm Thk
29		84572046		1	REVESTIMENTO TETO

55.518.01	01	p1	1/2017

CABINE - LIMPADOR DE PÁRA-BRISA DIANTEIRO

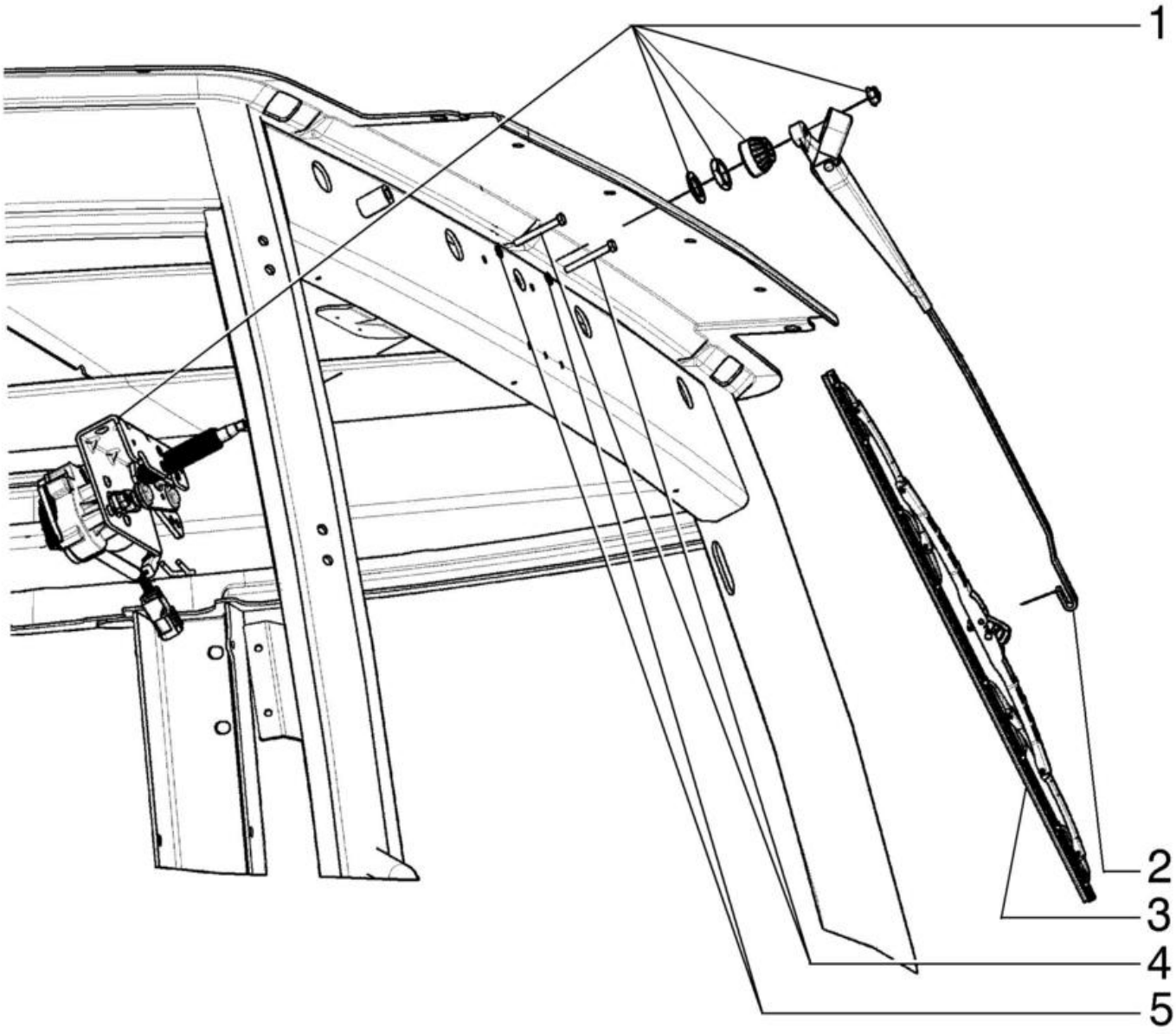

CABINE - LIMPADOR DE PÁRA-BRISA DIANTEIRO

REF	FN	PART NUMBER	YR/SN	QTY	DESCRIPTION
1		87669381		1	MOTOR LIMPA PÁRA-BRI 12V
2		87669391		1	BRACO LIMPA-PARABRIS Single, 550mm L
3		87669761		1	ESCOVA LIMPA PÁRA-BR 600mm L
4		814-6050		2	PARAFUSO Hex, M6 x 1 x 50mm, Cl 8.8
5		892-11006		2	ANILHA DE RETENÇÃO M6

55.518.02	01	p1	1/2017

CABINE - LIMPADOR DE PÁRA-BRISA TRASEIRO

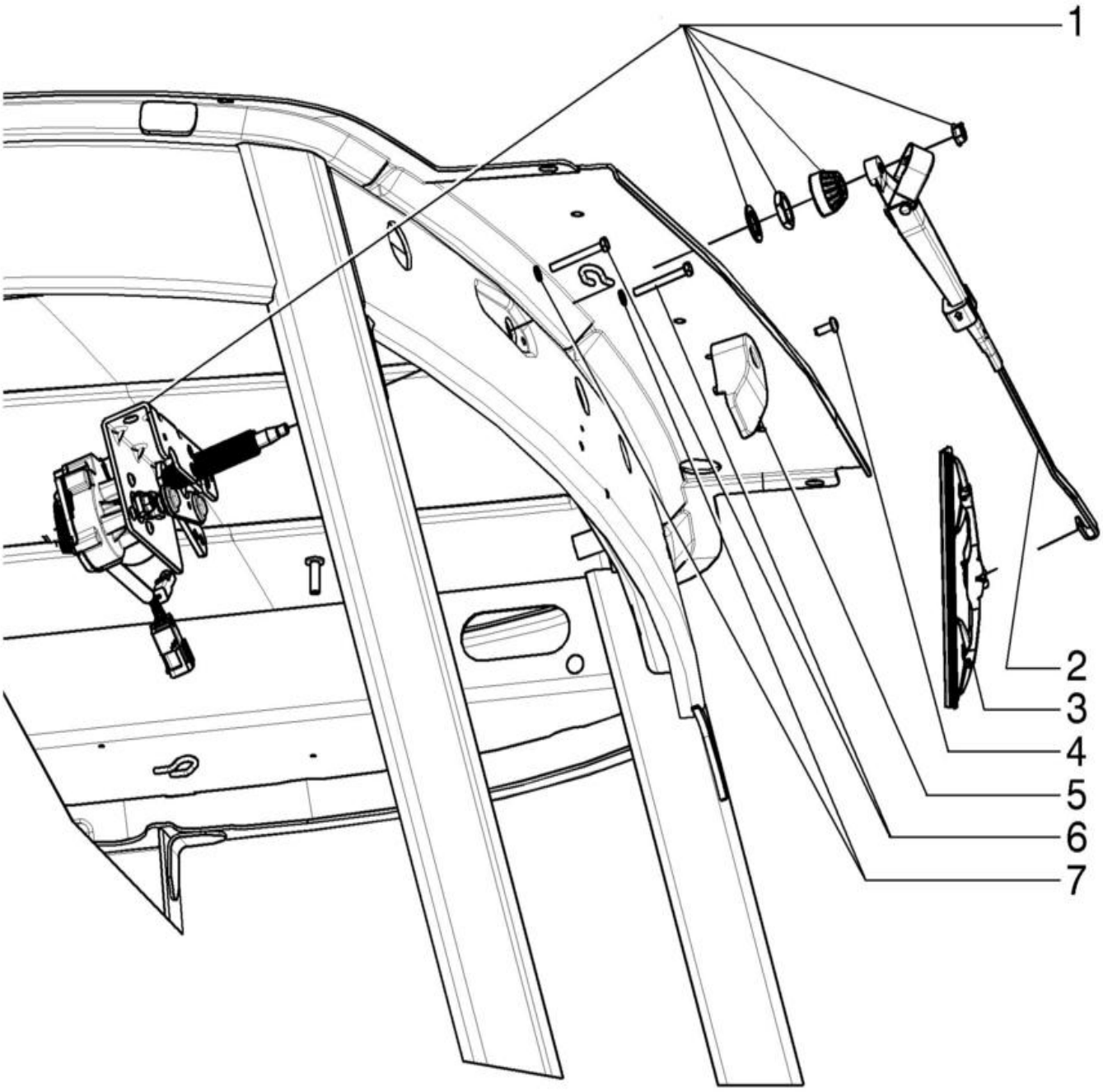

CABINE - LIMPADOR DE PÁRA-BRISA TRASEIRO

REF	FN	PART NUMBER	YR/SN	QTY	DESCRIPTION
1		87669381		1	MOTOR LIMPA PÁRA-BRI 12V
2		87669712		1	BRACO LIMPA-PARABRIS Single, 429mm L
3		87669401		1	ESCOVA LIMPA PÁRA-BR 400mm L
4		395389A1		1	PARAFUSO Phillips Drive, Pan HD, M6 x 1 x 16mm
5		395026A1		1	RAMPA
6		814-6050		2	PARAFUSO Hex, M6 x 1 x 50mm, Cl 8.8
7		892-11006		2	ANILHA DE RETENÇÃO M6

55.518.05	01	p1	1/2017

CABINE - LÁVA PÁRA-BRISAS, PÁRA-BRISAS

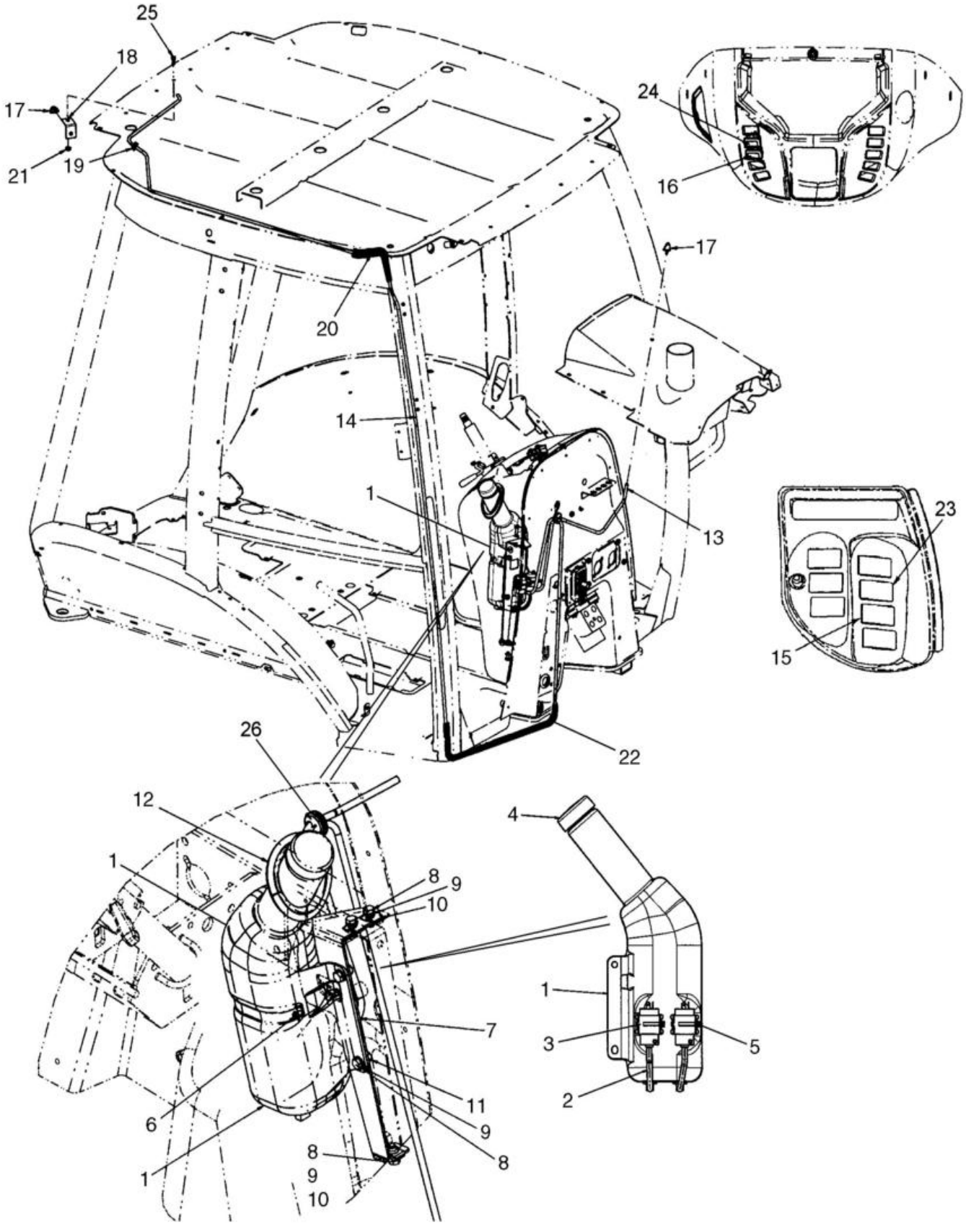

CABINE - LÁVA PÁRA-BRISAS, PÁRA-BRISAS

REF	FN	PART NUMBER	YR/SN	QTY	DESCRIPTION
1		87675208		1	RESERVAT. DE LIMPA-V
2		87700794		2	MANGUEIRA DO LAVADOR 4.76 mm ID x 135.00 mm Bottle
3		86507198		2	BOMBA Windshield Washer Window
4		87711985		1	TAMPA RESERVATORIO Washer Bottle
5		L11541		2	BRAÇADEIRA DE CABO 203.2mm L, Nylon CABLE STRAP
6		214-3180		1	BRACADEIRA MANGUEIRA 4-1/4" - 5-1/8", HD Worm
7		87491347		2	SUPORTE Replaces 87676276
8		614-8020		5	PARAFUSO Hex, M8 x 1.25 x 20mm
9		895-11008		5	ANILHA 9mm ID x 16mm OD x 1.6mm Thk
10		833-40408		3	PORCA M8, U
11		832-10408		2	PORCA M8 x 1.25, Cl 8.8
12		87748047		1	VEDANTE 78mm ID x 106.6mm OD x 7mm Thk
13		87699640		1	MANGUEIRA DO LAVADOR 3.56 mm ID, 4.37 mm ID x 700.00 mm, SAE J1037 Front Washer; Cut From 87282056
14		87741446		1	MANGUEIRA DO LAVADOR 4.37 mm ID x 5500.00 mm Rear Washer; Cut From 1968141CX
15		84222280		1	COMANDO LAVA PÁRA-BR Rocker; Rear Washer
16		84222279		1	COMANDO LAVA PÁRA-BR Rocker; Front
17		E43769		2	VAPORIZADOR Nozzle, Windshield Spray
18		386720A1		1	SUPORTE Washer Nozzle, Rear
19		87442441		1	PASSA-FIOS 27mm OD, 9.53mm ID, 11.1mm L Washer Hose, Rear
20		408965A1		1	PROTECÇÃO 550 mm, Rear Washer Hose, Cut From 397155A2
21		825-2408		1	PORCA FLANGEADA M8 x 1.25, Flg, Cl 8
22		87741447		1	PROTETOR DE MANGUEIR 10.5mm ID x 1800mm L Guard; 1800 mm, Front Washer Hose, Cut From 397155A2
23		84222278		1	INTERRUPTOR Rocker; Wiper, Rear
24		84222277		1	INTERRUPTOR Rocker; Wiper, Front
25		614-8020		1	PARAFUSO Hex, M8 x 1.25 x 20mm

55.518.05	01	p2	1/2017

CABINE - LÁVA PÁRA-BRISAS, PÁRA-BRISAS

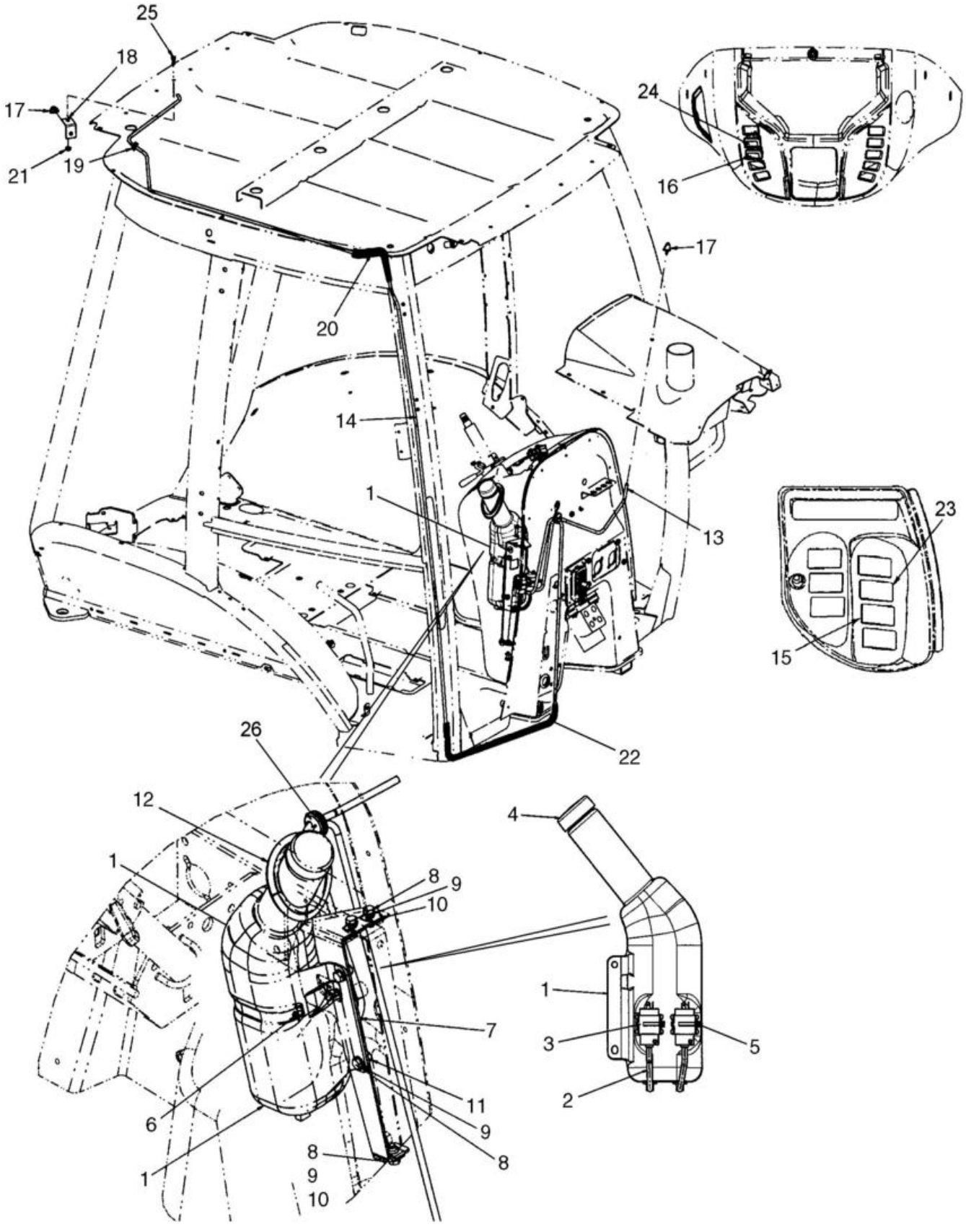

CABINE - LÁVA PÁRA-BRISAS, PÁRA-BRISAS

REF FN	PART NUMBER	YR/SN	QTY	DESCRIPTION
26	87637384		1	PASSA-FIOS 35mm OD, 9mm ID, 12mm L Washer Hose

55.518.07	01	p1	1/2017

TOLDO, ROPS - LIMPADOR DE PÁRA-BRISA, DIANTEIRO E LAVADOR DE PÁRA-BRISA

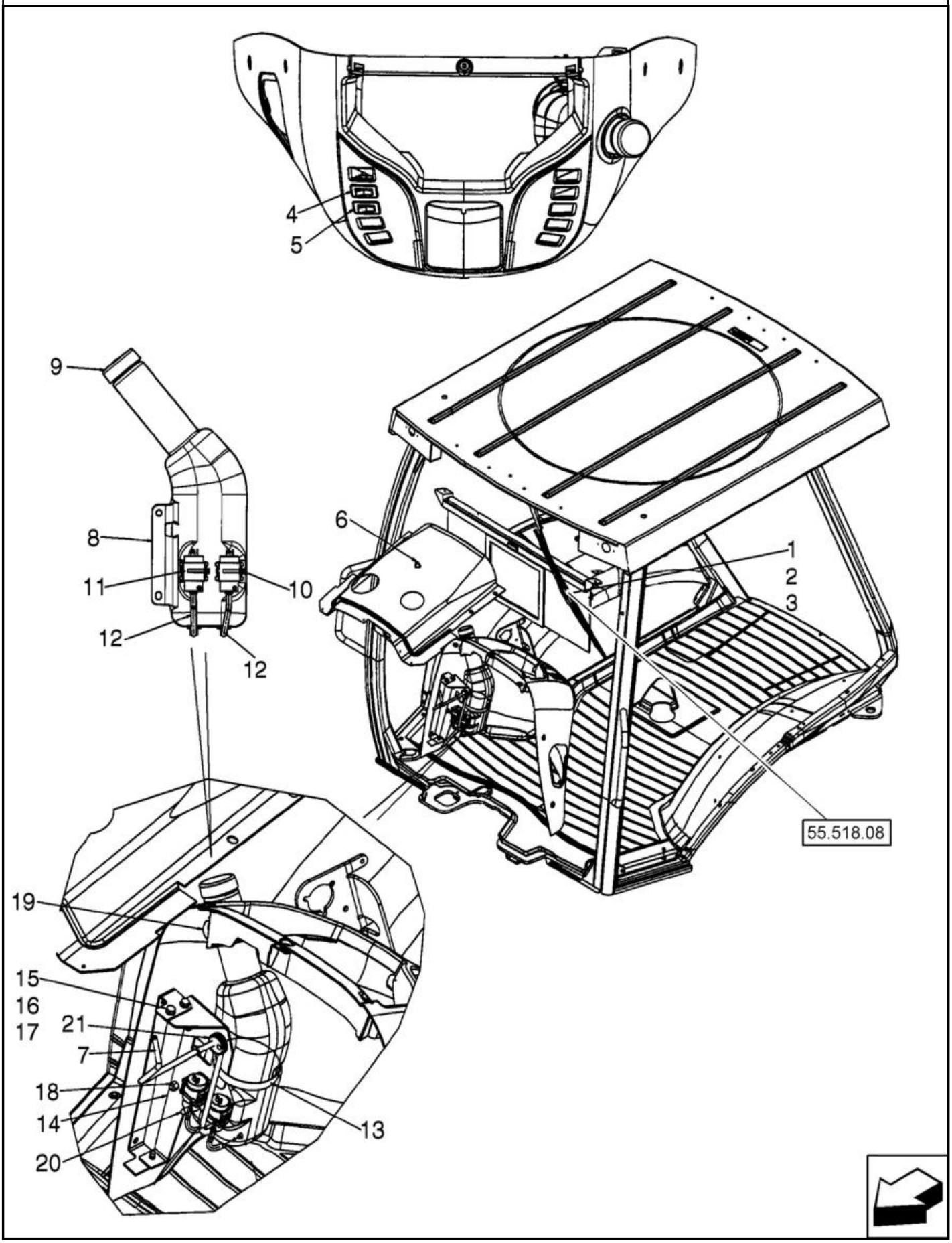

TOLDO, ROPS - LIMPADOR DE PÁRA-BRISA, DIANTEIRO E LAVADOR DE PÁRA-BRISA

REF	FN	PART NUMBER	YR/SN	QTY	DESCRIPTION
1		87669381		1	MOTOR LIMPA PÁRA-BRI 12V 12V
		814-6050		2	PARAFUSO Hex, M6 x 1 x 50mm, Cl 8.8 Wiper Motor Mounting
		892-11006		2	ANILHA DE RETENÇÃO M6
2		87669391		1	BRACO LIMPA-PARABRIS Single, 550mm L
3		87669761		1	ESCOVA LIMPA PÁRA-BR 600mm L 600 mm
4		386785A1		1	COMANDO LIMPA PÁRA-B Front
5		386787A1		1	COMANDO LAVA PÁRA-BR
6		E43769		1	VAPORIZADOR NOZZLE; Front; Includes Rubber Gasket; Plastic
7		87699640		1	MANGUEIRA DO LAVADOR 3.56 mm ID, 4.37 mm ID x 700.00 mm, SAE J1037 Cut From 87282056
8		87675208		1	RESERVAT. DE LIMPA-V
9		87711985		1	TAMPA RESERVATORIO Washer Bottle
10		L11541		2	BRAÇADEIRA DE CABO 203.2mm L, Nylon CABLE STRAP
11		86507198		2	BOMBA Windshield Washer Window
12		87700794		2	MANGUEIRA DO LAVADOR 4.76 mm ID x 135.00 mm Bottle
13		214-3180		1	BRACADEIRA MANGUEIRA 4-1/4" - 5-1/8", HD Worm
14		87491347		2	SUPORTE Replaces 87676276
15		614-8020		5	PARAFUSO Hex, M8 x 1.25 x 20mm
16		895-11008		5	ANILHA 9mm ID x 16mm OD x 1.6mm Thk
17		833-40408		3	PORCA M8, U
18		832-10408		2	PORCA M8 x 1.25, Cl 8.8
19		87748047		1	VEDANTE 78mm ID x 106.6mm OD x 7mm Thk
20		87441758		1	TAMPÃO Reservoir
21		87637384		1	PASSA-FIOS 35mm OD, 9mm ID, 12mm L Washer Hose
		404617A1		1	CABLAGEM Front Lamps and Wiper
		87726574		1	CABLAGEM Front Console Options; Includes (1) L71879 Diode
		87726573		1	CABLAGEM Chassis Options; Includes (4) L71879 Diodes; Not Illustrated

55.518.08	01	p1	1/2017

TOLDO, ROPS - LIMPADOR DE PÁRA-BRISA DIANTEIRO

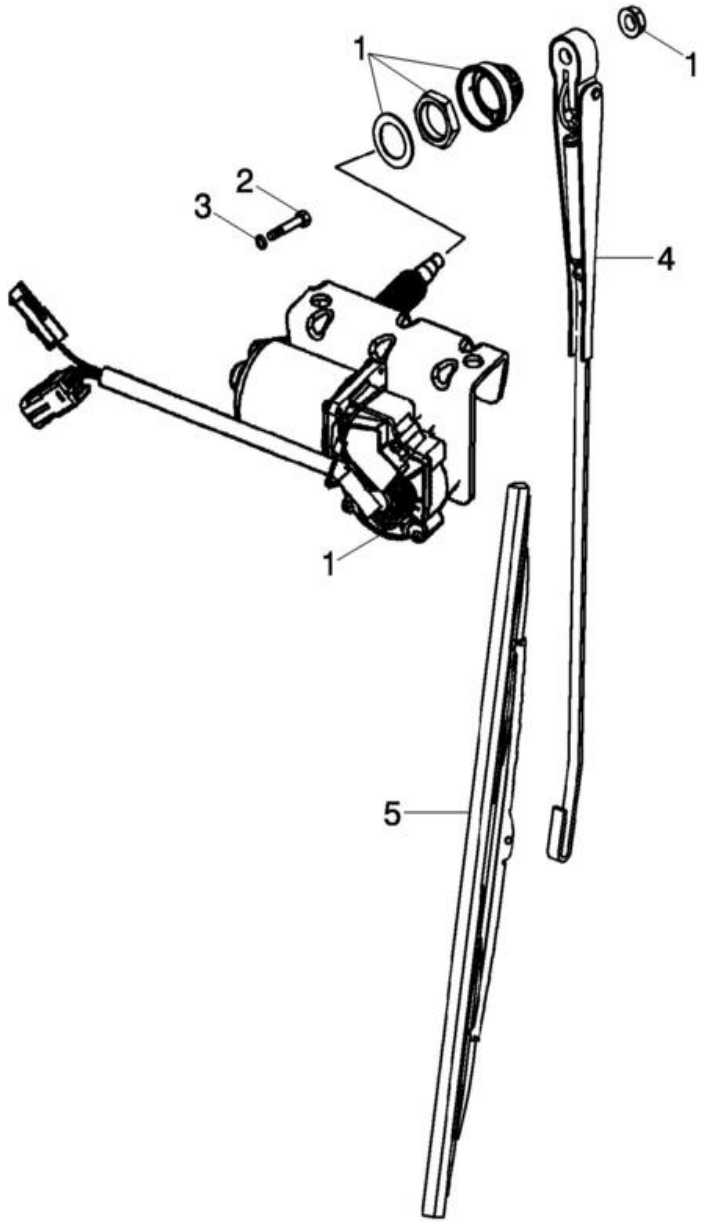

TOLDO, ROPS - LIMPADOR DE PÁRA-BRISA DIANTEIRO

REF	FN	PART NUMBER	YR/SN	QTY	DESCRIPTION
1		87669381		1	MOTOR LIMPA PÁRA-BRI 12V
2		814-6050		2	PARAFUSO Hex, M6 x 1 x 50mm, Cl 8.8
3		892-11006		2	ANILHA DE RETENÇÃO M6
4		87669391		1	BRACO LIMPA-PARABRIS Single, 550mm L
5		87669761		1	ESCOVA LIMPA PÁRA-BR 600mm L

55.520.01	01	p1	1/2017

TELEMATICS - CABINE

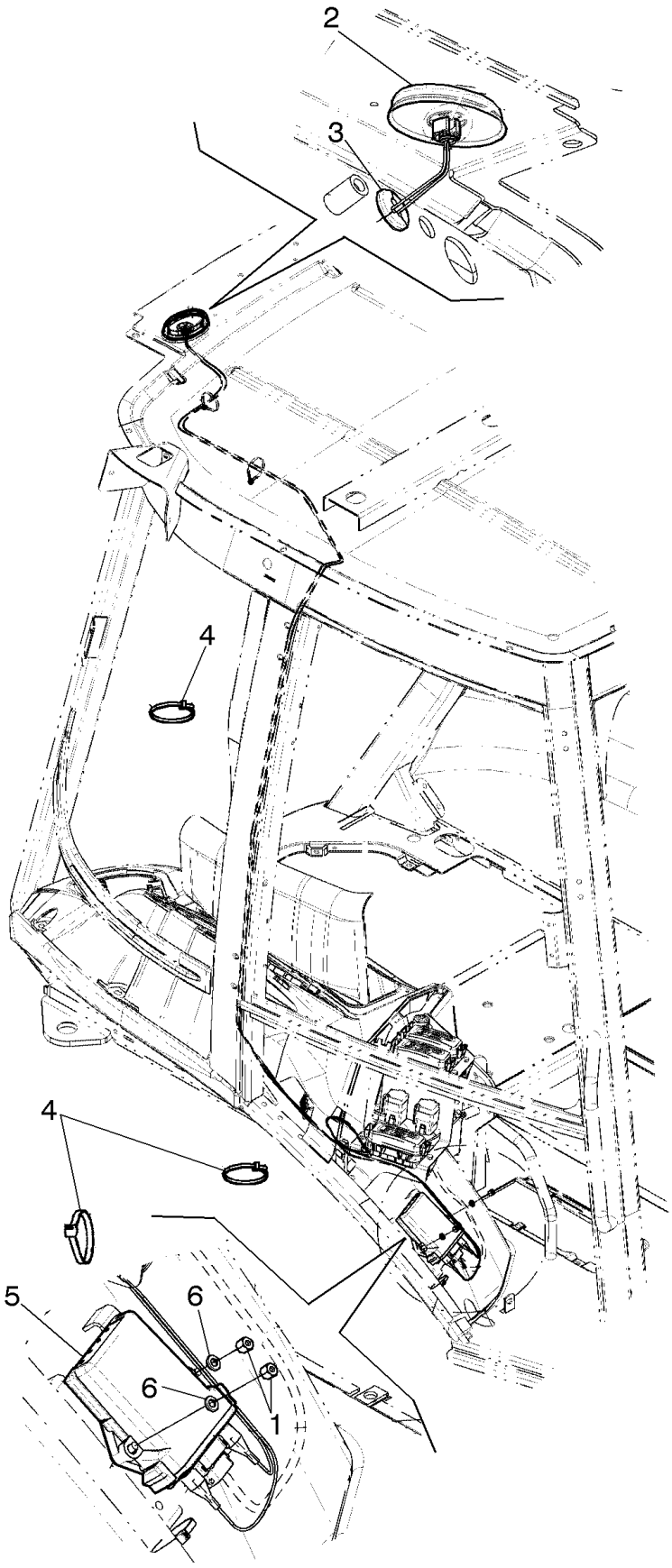

TELEMATICS - CABINE

REF	FN	PART NUMBER	YR/SN	QTY	DESCRIPTION
1		832-10406		2	PORCA M6 x 1, Cl 8
2		47386256		1	ANTENA
3		47478057		1	PASSA-FIOS 35mm OD, 5mm ID, 7mm ID
4		L11541		5	BRAÇADEIRA DE CABO 203.2mm L, Nylon
5		47714488		1	ECU
6		895-11006		2	ANILHA 6.6mm ID x 12mm OD x 1.6mm Thk

55.520.02	01	p1	1/2017

TELEMATICS - TOLDO

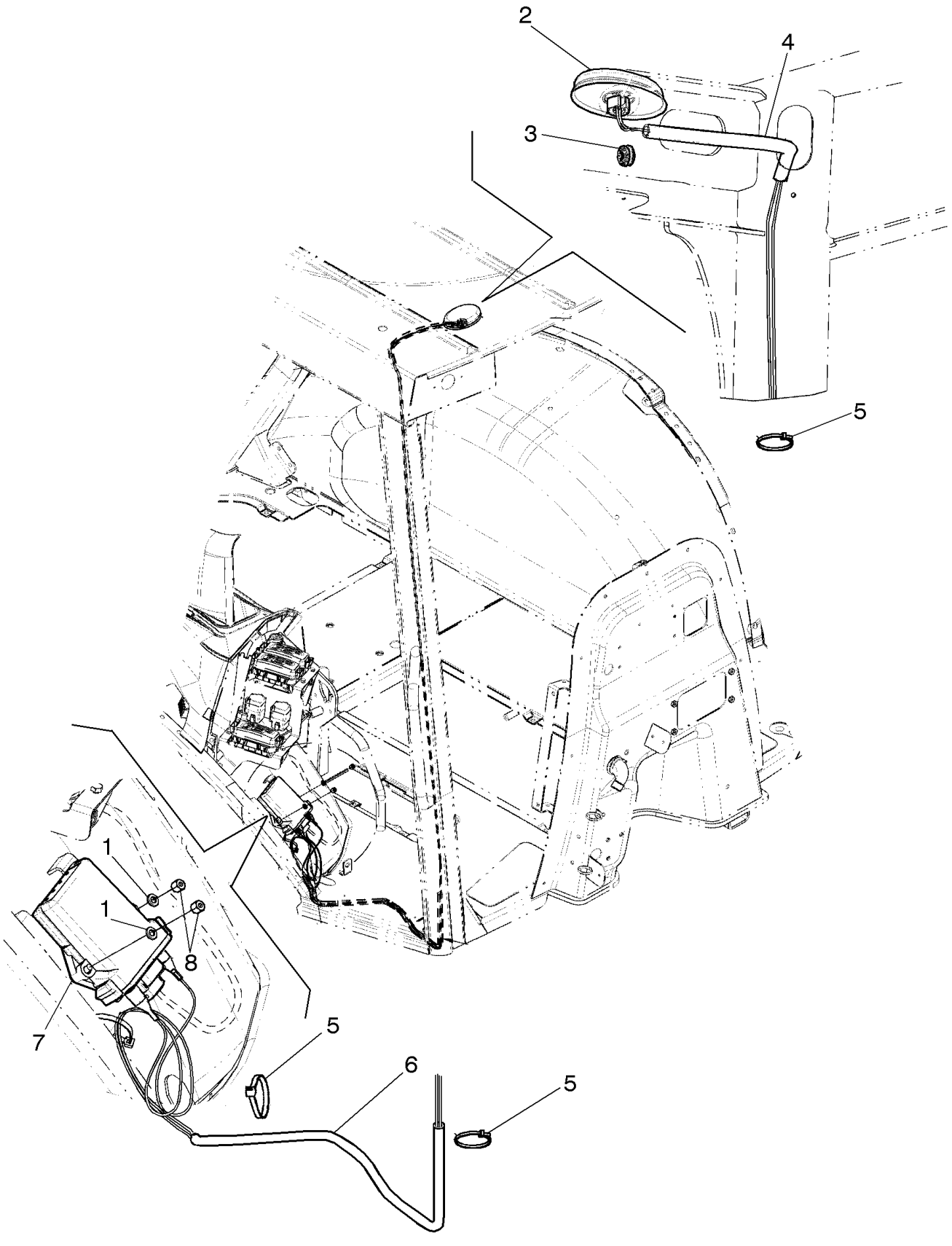

TELEMATICS - TOLDO

REF	FN	PART NUMBER	YR/SN	QTY	DESCRIPTION
1		895-11006		2	ANILHA 6.6mm ID x 12mm OD x 1.6mm Thk
2		47386256		1	ANTENA
3		47478057		1	PASSA-FIOS 35mm OD, 5mm ID, 7mm ID
4		392353A1		1	CONDUTA
5		L11541		AR	BRAÇADEIRA DE CABO 203.2mm L, Nylon
6		47417233		1	CONDUTA
7		84570393		1	ECU
8		832-10406		2	PORCA M6 x 1, Cl 8

SECTION INDEX

Carregador e balde dianteiro

82.100.01	01	**CARREGADEIRA - CAÇAMBA 82 POL COM DENTES (OPC)**
82.100.01	02	**CARREGADEIRA - CAÇAMBA 85 POL COM DENTES (OPC)**
82.100.01	03	**CARREGADEIRA - CAÇAMBA 93 POL COM DENTES (OPC)**
82.100.02	01	**CAÇAMBA COMPRIDA (82 E 85 POL)**
82.100.02	02	**CAÇAMBA COMPRIDA (93 POL)**
82.100.03	01	**CARREGADEIRA - CAÇAMBA 82 POL (COM LÂMINA)**
82.100.04	01	**CAÇAMBA, CARREGADEIRA 4 EM 1 (82 POL)**
82.100.05	01	**CAÇAMBA, CARREGADEIRA 4 EM 1 (82 POL), INSTALAÇÃO**

82.100.01	01	p1	1/2017

CARREGADEIRA - CAÇAMBA 82 POL COM DENTES (OPC)

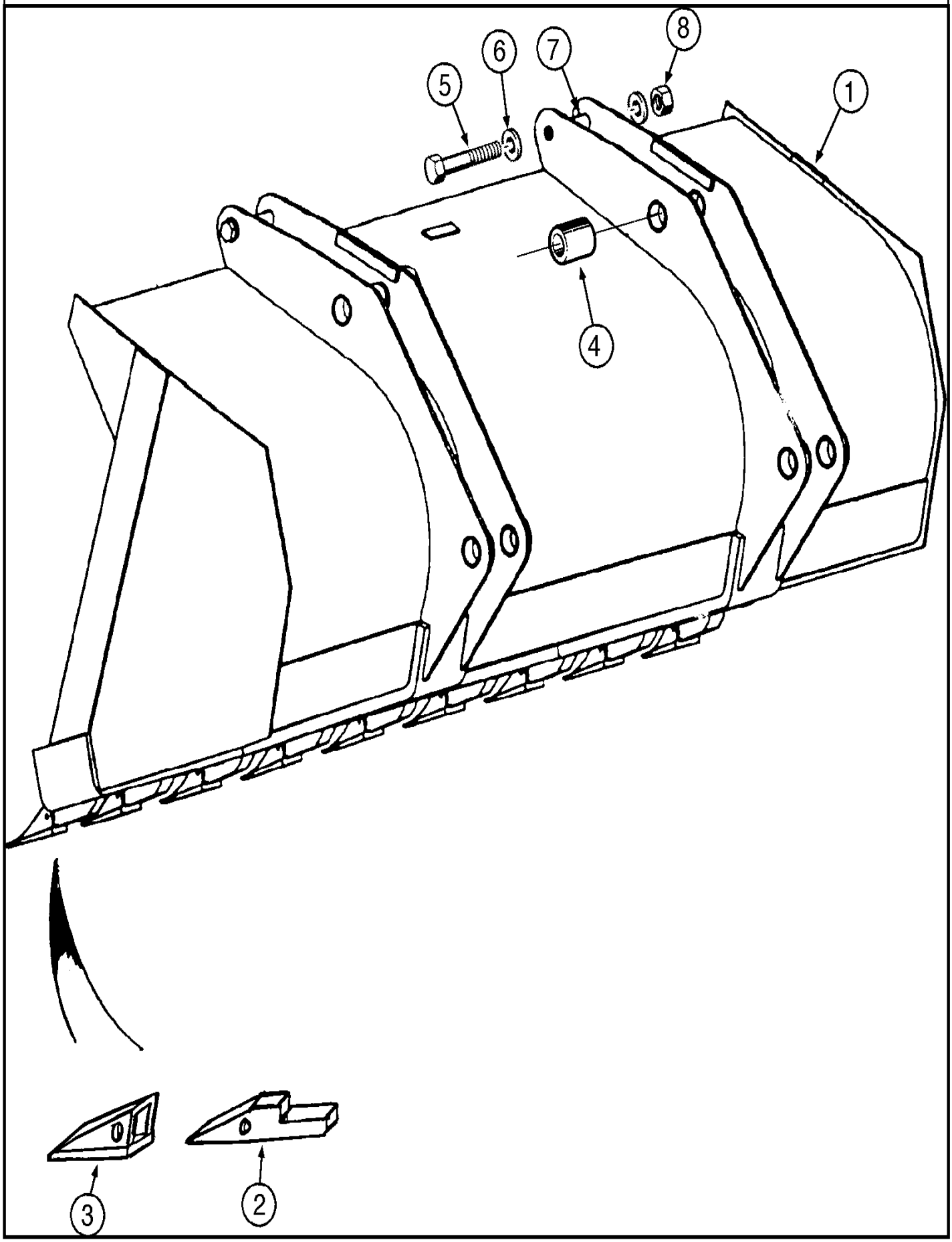

CARREGADEIRA - CAÇAMBA 82 POL COM DENTES (OPC)

REF FN	PART NUMBER	YR/SN	QTY	DESCRIPTION
	84541850		1	BALDE Assy (OPT), Includes items 1 - 4
1	NSS		1	NO SE VENDE SEPARADO BUCKET Assy
	E15728		7	DENTE TOOTH, Includes items 2, 3
2	D26368		1	SUPORTE
3	D27748		1	DENTE POINT
4	D129264		8	CASQUILHO 40.3mm ID x 50mm OD x 28mm L
5	828-20160		2	PARAFUSO Hex, M20 x 2.5 x 160mm, Cl 10.9
6	896-11020		4	ANILHA 22mm ID x 37mm OD x 4mm Thk
7	142538A1		2	ESPAÇADOR 21mm ID x 25mm OD x 105mm L
8	832-10420		2	PORCA M20 x 2.5, Cl 8

82.100.01	02	p1	1/2017

CARREGADEIRA - CAÇAMBA 85 POL COM DENTES (OPC)

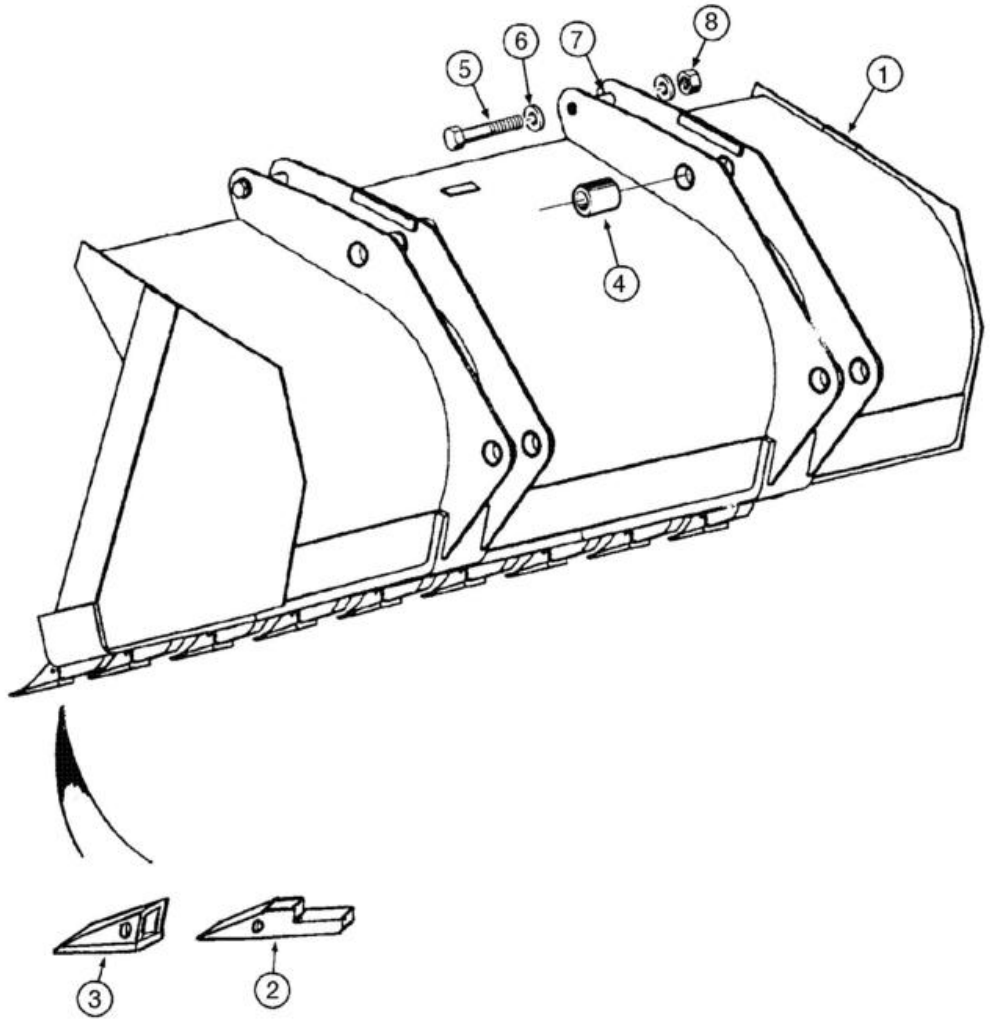

CARREGADEIRA - CAÇAMBA 85 POL COM DENTES (OPC)

REF FN	PART NUMBER	YR/SN	QTY	DESCRIPTION
	84542483		1	BALDE (OPT) Assy, Includes items 1 - 4
1	NSS		1	NO SE VENDE SEPARADO BUCKET Assy
	E15728		7	DENTE TOOTH, Includes items 2, 3
2	D26368		9	SUPORTE
3	D27748		9	DENTE
4	D129264		8	CASQUILHO 40.3mm ID x 50mm OD x 28mm L
5	828-20160		2	PARAFUSO Hex, M20 x 2.5 x 160mm, Cl 10.9
6	896-11020		4	ANILHA 22mm ID x 37mm OD x 4mm Thk
7	142538A1		2	ESPAÇADOR 21mm ID x 25mm OD x 105mm L
8	832-10420		2	PORCA M20 x 2.5, Cl 8

82.100.01	03	p1	1/2017

CARREGADEIRA - CAÇAMBA 93 POL COM DENTES (OPC)

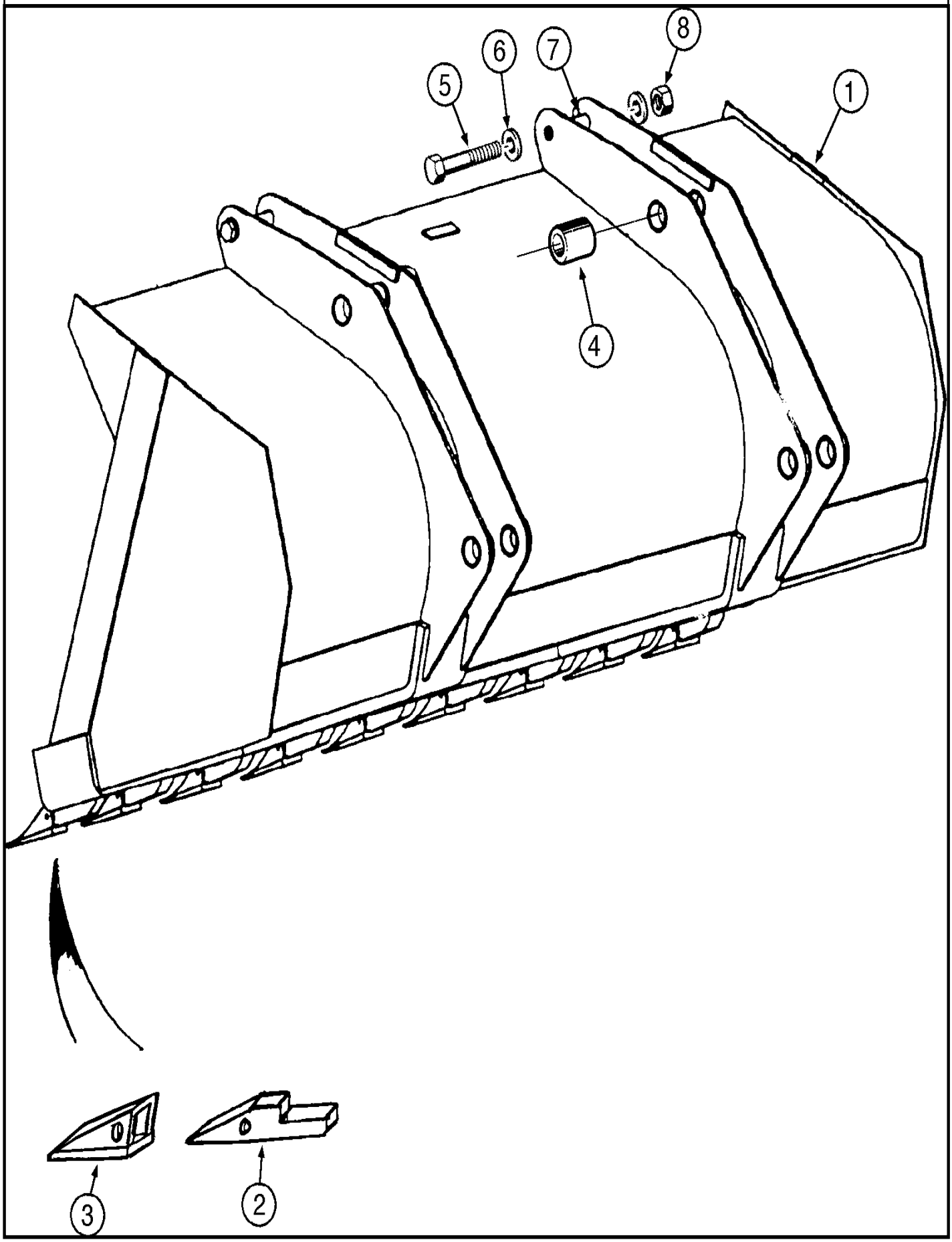

CARREGADEIRA - CAÇAMBA 93 POL COM DENTES (OPC)

REF FN	PART NUMBER	YR/SN	QTY	DESCRIPTION
	84542549		1	BALDE Assy (93in) (OPT), Incl 1 - 4
1	NSS		1	NO SE VENDE SEPARADO BUCKET Assy, Incl in 84542549
	E15728		7	DENTE TOOTH, Incl 2,3
2	D26368		1	SUPORTE
3	D27748		1	DENTE POINT
4	D129264		8	CASQUILHO 40.3mm ID x 50mm OD x 28mm L
5	828-20160		2	PARAFUSO Hex, M20 x 2.5 x 160mm, Cl 10.9
6	896-11020		4	ANILHA 22mm ID x 37mm OD x 4mm Thk
7	142538A1		2	ESPAÇADOR 21mm ID x 25mm OD x 105mm L
8	832-10420		2	PORCA M20 x 2.5, Cl 8

82.100.02	01	p1	1/2017

CAÇAMBA COMPRIDA (82 E 85 POL)

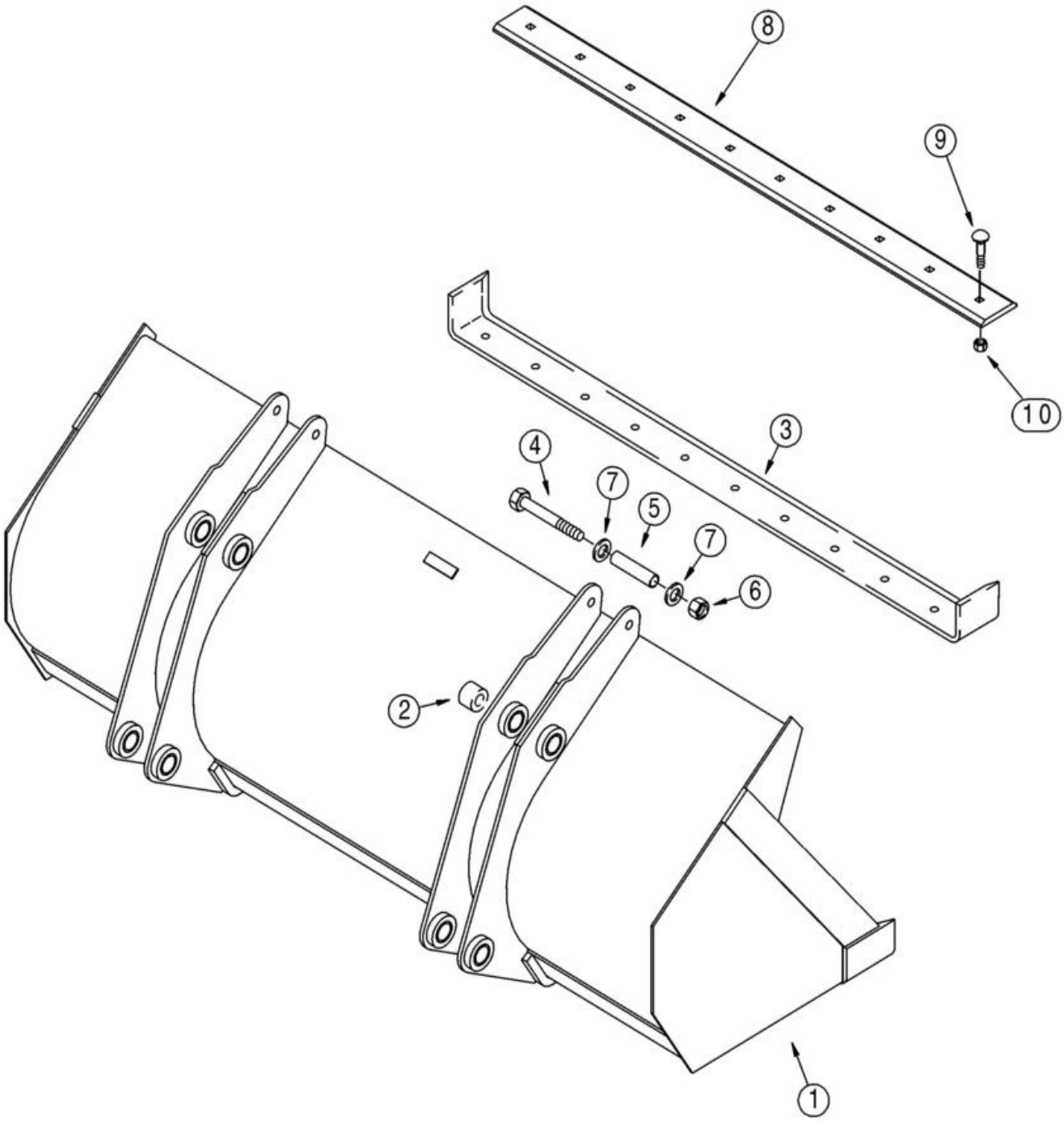

CAÇAMBA COMPRIDA (82 E 85 POL)

REF FN	PART NUMBER	YR/SN	QTY	DESCRIPTION
	84542652		1	BALDE ASSEMBLY, 2159 mm (85 in); Assembly Does Not Include Bolt-On Cutting Edge; Without Bucket Teeth; Incl 1 - 7
1	NSS		1	NO SE VENDE SEPARADO Bucket; Incl 2, 3, Incl in 84542652
2	D129264		8	CASQUILHO 40.3mm ID x 50mm OD x 28mm L
3	87429818		1	EXTREMIDADE DE CORTE Welded-On
4	828-20160		2	PARAFUSO Hex, M20 x 2.5 x 160mm, Cl 10.9
5	142538A1		2	ESPAÇADOR 21mm ID x 25mm OD x 105mm L
6	832-10420		2	PORCA M20 x 2.5, Cl 8
7	896-11020		4	ANILHA 22mm ID x 37mm OD x 4mm Thk
8	87429817		1	EXTREMIDADE DE CORTE Bolt-On; Unpainted
9	75262140		10	PERNO DE ARADO Plow, M16 x 1.5 x 60mm
10	12164121		10	PORCA M16 x 1.5, Cl 10
11	10520221		10	ANILHA 16.4mm ID x 28mm OD x 3mm Thk
	84422630		1	BALDE 82 Inch W/ Cutting Edge ASSEMBLY, 2083 mm (82 in); Assembly Incl 87368737 Bucket and 411661A1 Bolt-On Cutting Edge; Incl 1 - 10
1	NSS		1	NO SE VENDE SEPARADO Bucket; Incl 2, 3, Incl in 84422630
2	D129264		8	CASQUILHO 40.3mm ID x 50mm OD x 28mm L
3	132988A1		1	EXTREMIDADE DE CORTE Weld-On
4	828-20160		2	PARAFUSO Hex, M20 x 2.5 x 160mm, Cl 10.9
5	142538A1		2	ESPAÇADOR 21mm ID x 25mm OD x 105mm L
6	832-10420		2	PORCA M20 x 2.5, Cl 8
7	896-11020		4	ANILHA 22mm ID x 37mm OD x 4mm Thk

82.100.02	01	p2	1/2017

CAÇAMBA COMPRIDA (82 E 85 POL)

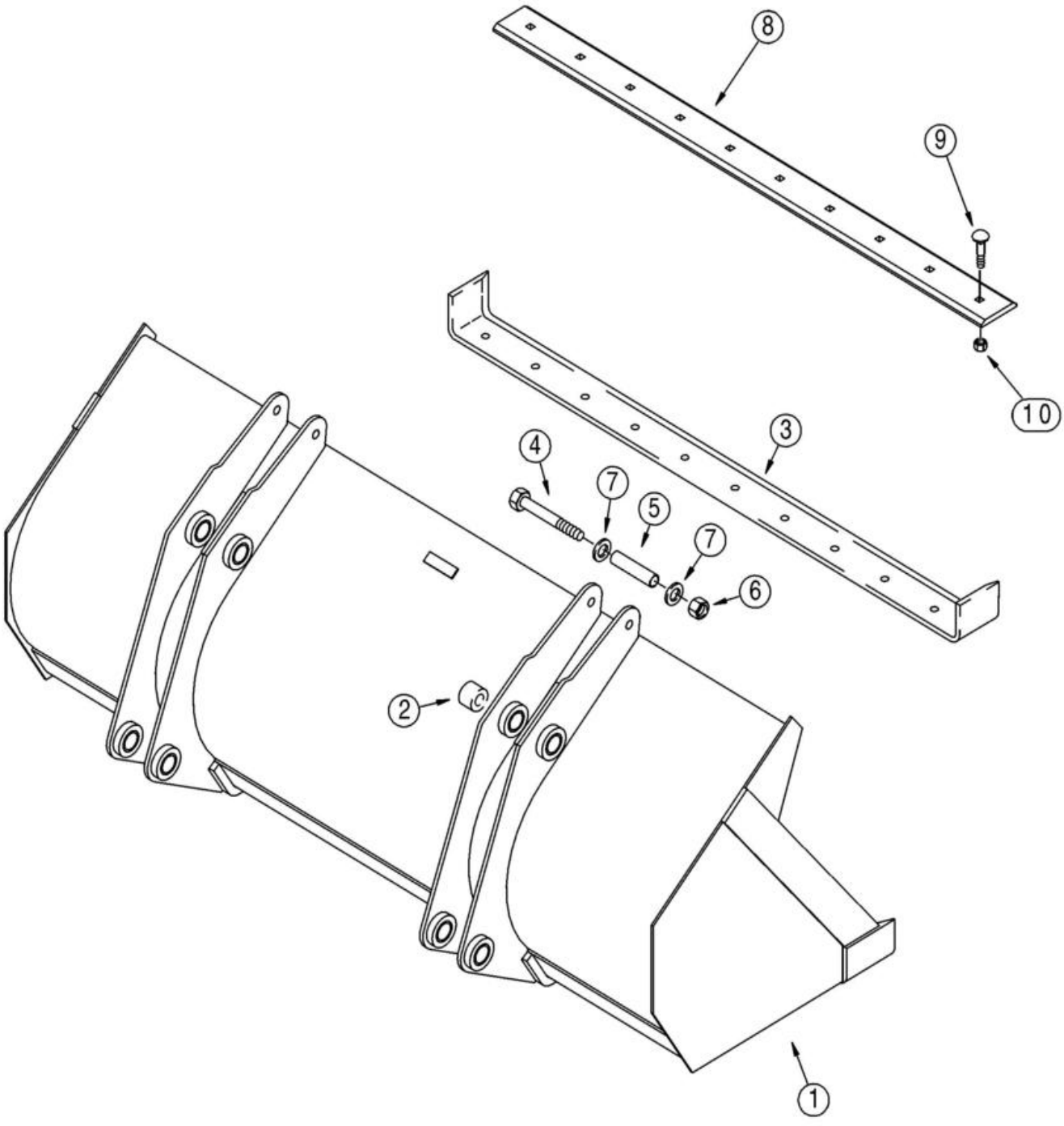

CAÇAMBA COMPRIDA (82 E 85 POL)

REF	FN	PART NUMBER	YR/SN	QTY	DESCRIPTION
8		411661A1		1	EXTREMIDADE DE CORTE Bolt On, 10 Hole, 152mm W x 2113mm L Bolt-On; Unpainted; For Painted Edge, Order 112946A1 Edge
9		20-21232		10	PERNO DE ARADO #3, 3/4" - 10 x 2", Gr 8 Non-Plated; Replaces 420-21232 Plated Bolt Used On Some Models
10		29-1012		10	PORCA 3/4"-10, G8

82.100.02	02	p1	1/2017

CAÇAMBA COMPRIDA (93 POL)

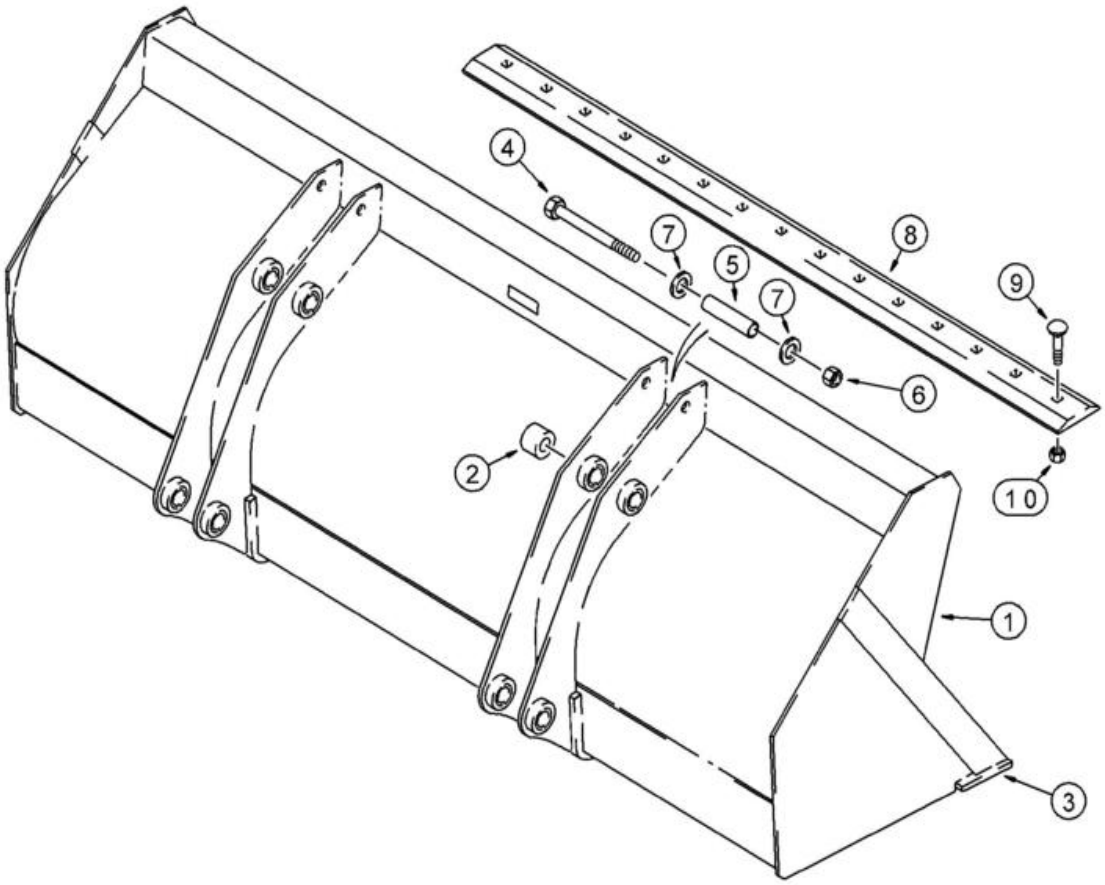

BS00C247

CAÇAMBA COMPRIDA (93 POL)

REF FN	PART NUMBER	YR/SN	QTY	DESCRIPTION
	84422637		1	BALDE 93 Inch W/ Cutting Edge 2362 mm (93 in), Without Bucket Teeth; Assembly Includes Bolt-On Cutting Edge; Incl 1 - 10; Order Through Parts Marketing
1	NSS		1	NO SE VENDE SEPARADO Bucket, Incl 2,3, Incl in 84422637
2	D129264		8	CASQUILHO 40.3mm ID x 50mm OD x 28mm L
3	134844A1		1	EXTREMIDADE DE CORTE Bolt On, 10 Holes, 12mm W x 2389mm L Weld-On
4	84334022		2	PARAFUSO Hex, M20 x 2.5 x 180mm, Cl 10.9
5	84235628		2	ESPAÇADOR 21mm ID x 25mm OD x 100mm L
6	412180		2	PORCA M20 x 2.5, Cl 8
7	86625260		4	ANILHA 21.8mm ID x 37.5mm OD x 4mm Thk
8	87375240		1	EXTREMIDADE DE CORTE Bolt On, 10 Holes, 19mm W x 2392mm L Bolt-On, Unpainted;Production Only; For Service Order 185506A1 Blade
9	20-21232		10	PERNO DE ARADO #3, 3/4" - 10 x 2", Gr 8
10	29-1012		10	PORCA 3/4"-10, G8

82.100.03	01	p1	1/2017

CARREGADEIRA - CAÇAMBA 82 POL (COM LÂMINA)

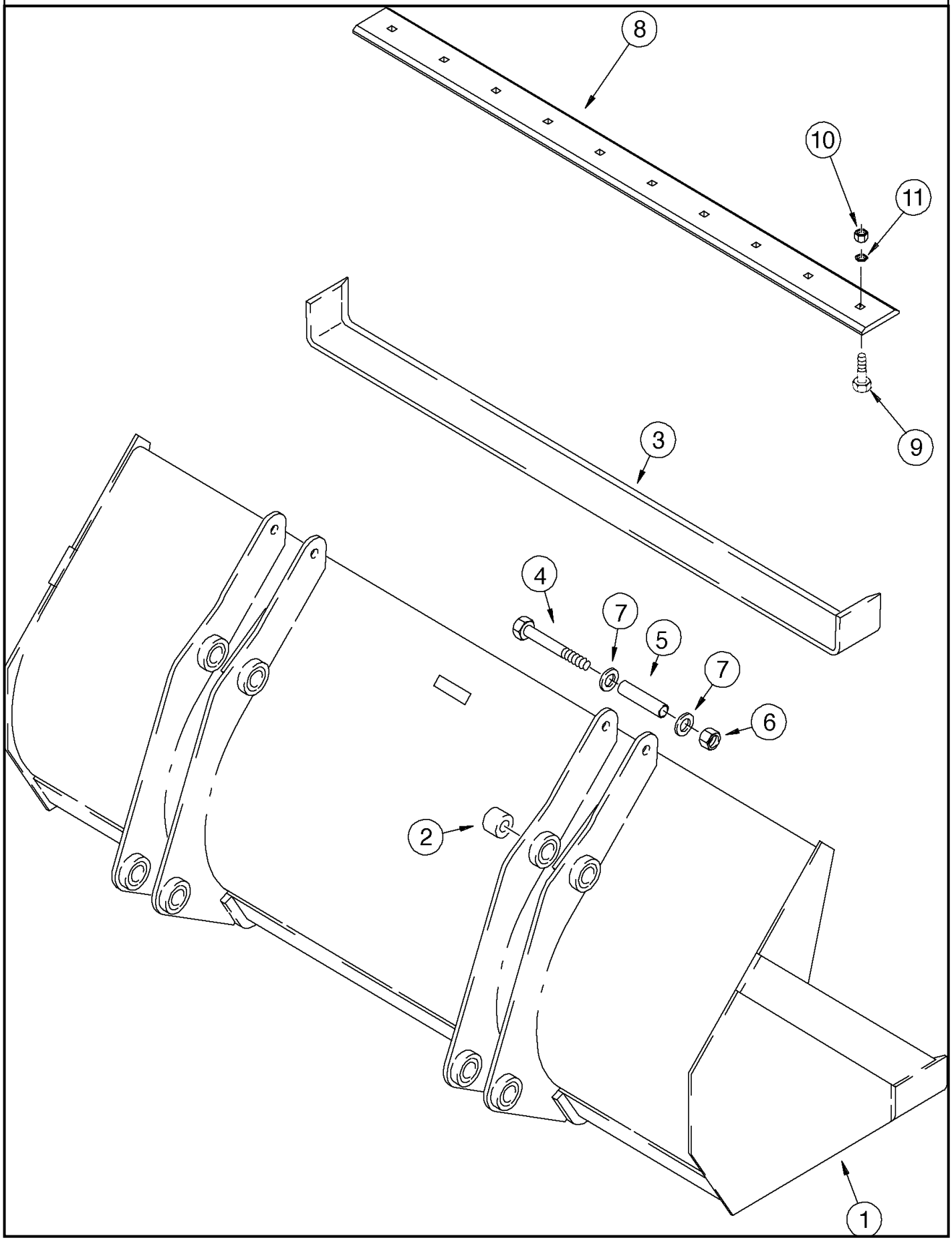

CARREGADEIRA - CAÇAMBA 82 POL (COM LÂMINA)

REF FN	PART NUMBER	YR/SN	QTY	DESCRIPTION
	84422709		1	BALDE 82 Inch LL Assy (82in), Incl 1 - 7
1	NSS		1	NO SE VENDE SEPARADO BUCKET, Incl in 84422709
2	D129264		8	CASQUILHO 40.3mm ID x 50mm OD x 28mm L
3	132988A1		1	EXTREMIDADE DE CORTE (82in)
4	828-20160		2	PARAFUSO Hex, M20 x 2.5 x 160mm, Cl 10.9
5	142538A1		2	ESPAÇADOR 21mm ID x 25mm OD x 105mm L
6	832-10420		2	PORCA M20 x 2.5, Cl 8
7	896-11020		4	ANILHA 22mm ID x 37mm OD x 4mm Thk
8	411661A1		1	EXTREMIDADE DE CORTE Bolt On, 10 Hole, 152mm W x 2113mm L (82in)
9	20-21232		10	PERNO DE ARADO #3, 3/4" - 10 x 2", Gr 8
10	29-1012		10	PORCA 3/4"-10, G8

82.100.04	01	p1	1/2017

CAÇAMBA, CARREGADEIRA 4 EM 1 (82 POL)

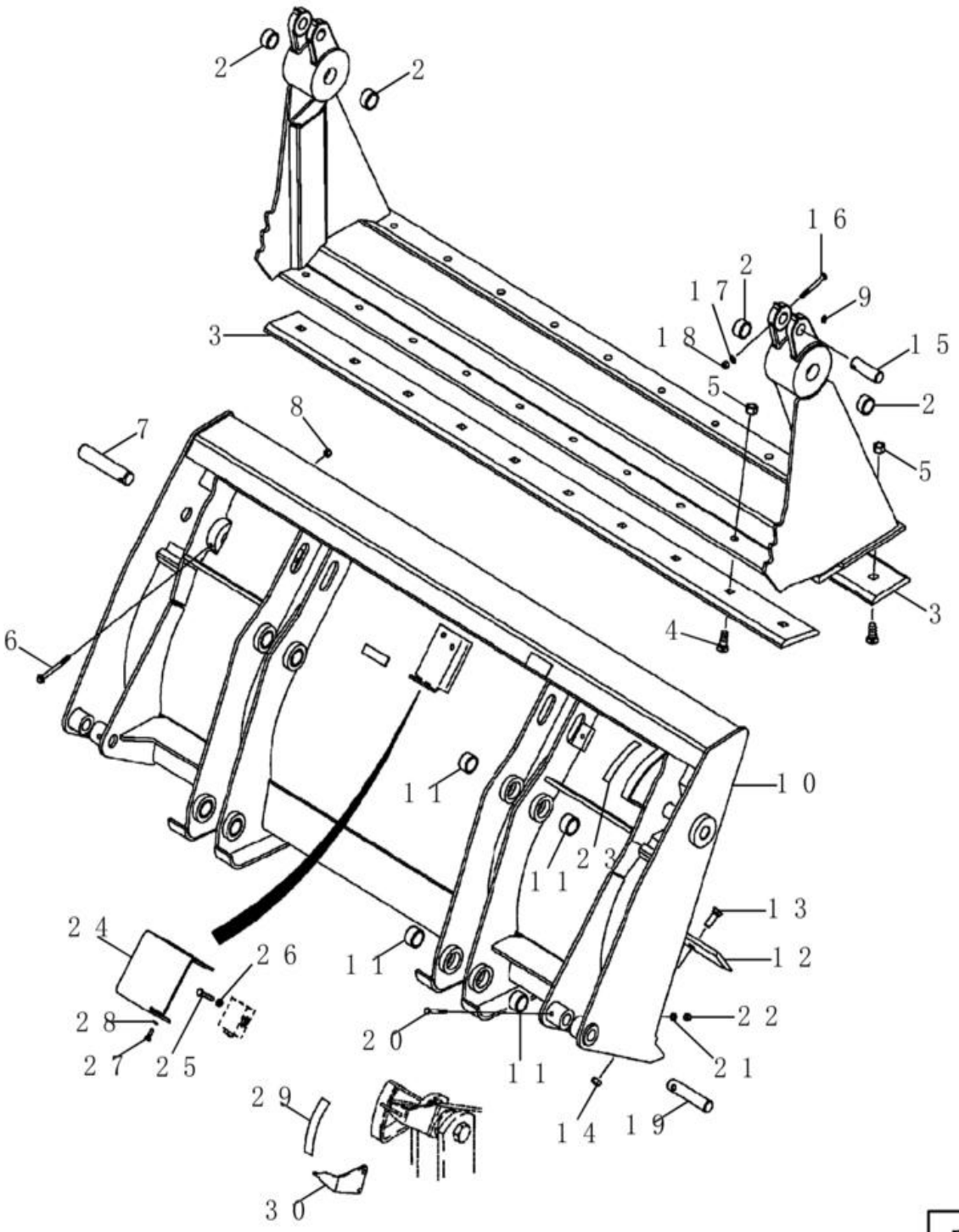

CAÇAMBA, CARREGADEIRA 4 EM 1 (82 POL)

REF FN	PART NUMBER	YR/SN	QTY	DESCRIPTION
	87455509		1	BALDE 2083 mm (82 in); With Hydraulics; Incl 376288A2 Bucket Assembly, 1 - 28, 1 - 29; Order Through Parts Marketing
	NSS		1	NO SE VENDE SEPARADO BUCKET ASSEMBLY 376288A2; 2083 mm (82 in); Without Hydraulics; Incl 411668A1 Bucket and (2) Ref 7 Pins; Order Through Parts Marketing, Incl in 87455509
	411668A1		1	BALDE 2083 mm (82 in; Without Hydraulics; Incl 1 - 6, 8 - 14
	175156A1		1	BALDE ARTICULADO Incl 1,2
1	NSS		1	NO SE VENDE SEPARADO CLAM ASSY, Incl in 411668A1 and 175156A1
2	D31140		4	CASQUILHO 38.33mm ID x 47.63mm OD x 25.4mm L
3	142300A1		2	EXTREMIDADE DE CORTE Bolt On, 10 Holes, 19mm W x 2083mm L
4	20-21232		20	PERNO DE ARADO #3, 3/4" - 10 x 2", Gr 8
5	29-1012		20	PORCA 3/4"-10, G8
6	844-10110		2	PARAFUSO Hvy Hex, M10 x 110mm, Cl 8.8
7	D51391		2	PERNO 15mm OD x 74mm L
8	832-10410		2	PORCA M10 x 1.5, Cl 8
9	219-1		2	COPO DE LUBRIFICAÇÃO 1/8" - 27 NPTF
	376286A2		1	BALDE BLADE, Incl 10, 11
10	NSS		1	NO SE VENDE SEPARADO BLADE ASSY Dozer, Incl in 376286A2
11	D129264		8	CASQUILHO 40.3mm ID x 50mm OD x 28mm L
12	121920A1		1	EXTREMIDADE DE CORTE Bolt On, 10 Holes, 12.7mm W x 2080mm L
13	20-21032		10	PERNO DE ARADO #3, 5/8" - 11 x 2", Gr 8
14	29-1010		10	PORCA 5/8"-11, G8
15	D51392		2	PERNO 31.72mm OD x 101.6mm L
16	814-10090		2	PARAFUSO Hex, M10 x 1.5 x 90mm, Cl 8.8

82.100.04	01	p2	1/2017

CAÇAMBA, CARREGADEIRA 4 EM 1 (82 POL)

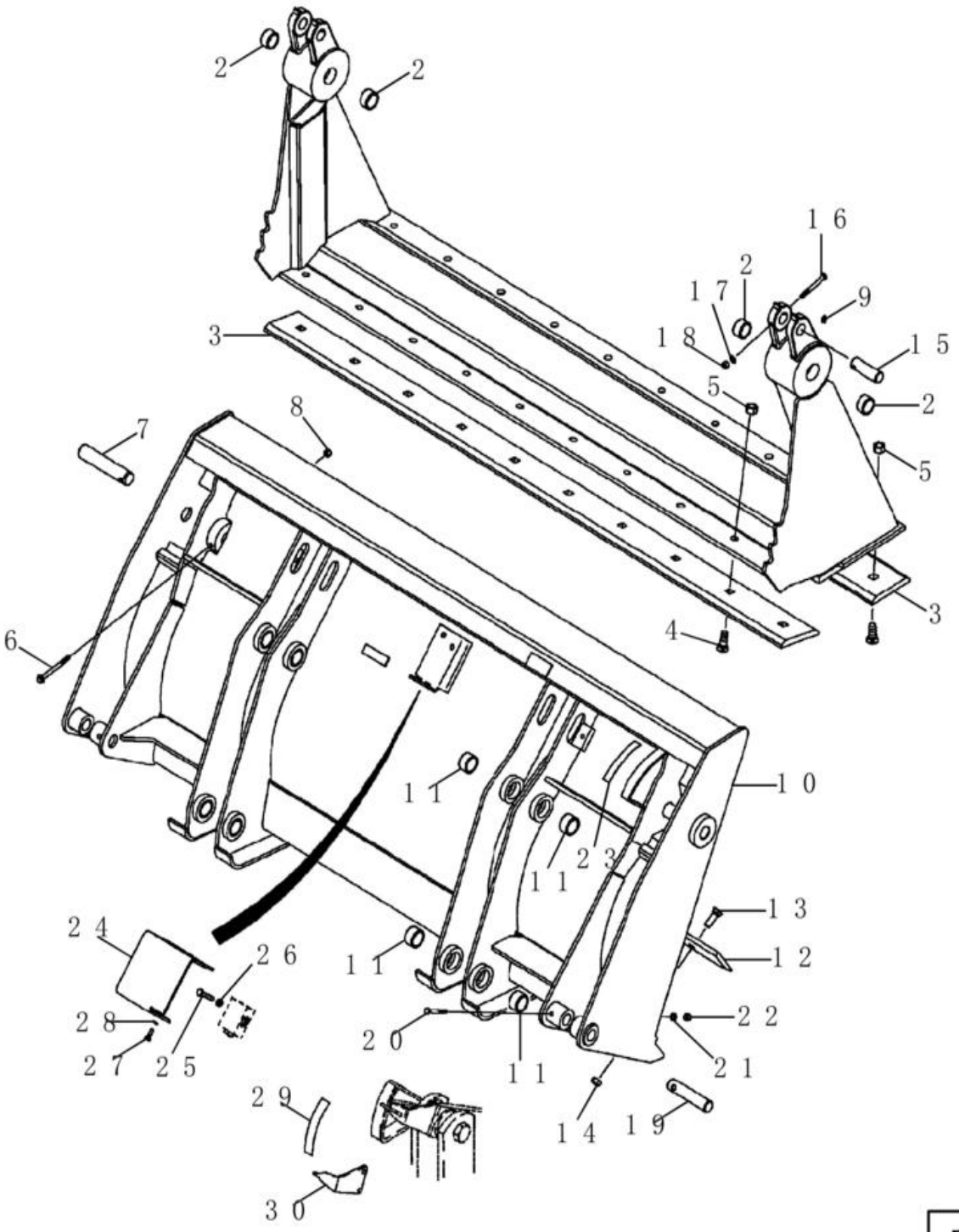

CAÇAMBA, CARREGADEIRA 4 EM 1 (82 POL)

REF FN	PART NUMBER	YR/SN	QTY	DESCRIPTION
17	895-11010		2	ANILHA 11mm ID x 20mm OD x 2mm Thk 11 x 21 x 2 mm
18	832-10410		2	PORCA M10 x 1.5, Cl 8
19	D51393		2	PERNO 31.72mm OD x 152.4mm L
20	814-10080		2	PARAFUSO Hex, M10 x 1.5 x 80mm, Cl 8.8
21	895-11010		2	ANILHA 11mm ID x 20mm OD x 2mm Thk 11 x 21 x 2 mm
22	832-10410		2	PORCA M10 x 1.5, Cl 8
23	321-1708		1	DECAL
24	388848A1		1	PROTECÇÃO Pilot Operated Check Valve
25	814-10060		2	PARAFUSO Hex, M10 x 1.5 x 60mm, Cl 8.8
26	892-11010		2	ANILHA DE RETENÇÃO M10
27	614-8025		2	PARAFUSO Hex, M8 x 1.25 x 25mm, Cl 8.8, Full Thd
28	892-11008		2	ANILHA DE RETENÇÃO 8mm ID
29	398658A1		1	DECAL
30	250851A1		1	INDICADOR
	47837450		1	CONJUNTO Repair Kit for 4-in-1 Loader Bucket, Gusset Plates (Qty.4)

82.100.05	01	p1	1/2017

CAÇAMBA, CARREGADEIRA 4 EM 1 (82 POL), INSTALAÇÃO

A partir do chassi

CAÇAMBA, CARREGADEIRA 4 EM 1 (82 POL), INSTALAÇÃO

REF FN	PART NUMBER	YR/SN	QTY	DESCRIPTION
1	47802379		1	BALDE 4 EM 1 82" L ASSY
2	47959581		1	ELO Incl 3, 4
3	NSS		1	NO SE VENDE SEPARADO Link, Incl in 2
4	47865950		1	CASQUILHO 50.26mm ID x 59.98mm OD x 25.4mm L
5	48017563		1	INDICADOR
6	87655042		4	ANILHA ESPECIAL 8.8mm ID x 17.5mm OD x 2.2mm Thk
7	614-8030		2	PARAFUSO Hex, M8 x 1.25 x 30mm, Cl 8.8, Full Thd
8	829-1408		2	PORCA Hex, M8 x 1.25, Cl 10.9

SECTION INDEX

Lanças, braços e baldes eira

84.100.01	01	**CAÇAMBA, RETROESCAVADEIRA (305 MM (12 POL) WIDE)**
84.100.01	04	**CAÇAMBA, RETROESCAVADEIRA (610 MM (24 POL) / 762 MM (30 POL) WIDE)**
84.100.01	05	**CAÇAMBA, RETROESCAVADEIRA - ALTA CAPACIDADE (610 MM (24 POL) / 762 MM (30 POL) WIDE)**
84.100.01	06	**CAÇAMBA, RETROESCAVADEIRA (914 MM (36 POL) WIDE)**
84.102.01	01	**CAÇAMBA, RETROESCAVADEIRA (457 MM (18 POL) WIDE)**
84.102.03	01	**CAÇAMBA HD (457 MM (18 POLEGADAS) WIDE)**
84.104.01	01	**CAÇAMBA, RETROESCADEIRA (610 MM (24 POLEGADAS) WIDE)**
84.104.02	01	**CAÇAMBA, RETROESCAVADEIRA UNIVERSAL (610 MM (24 POL) / 762 MM (30 POL) WIDE)**
84.104.03	01	**CAÇAMBA HD (610 MM (24 POLEGADAS) WIDE)**
84.106.01	01	**CAÇAMBA HD (762 MM (30 POLEGADAS) WIDE)**
84.108.01	01	**CAÇAMBA HD (305 MM (12 POLEGADAS) WIDE)**
84.108.01	02	**CAÇAMBA HD (914 MM (36 POLEGADAS) WIDE)**
84.120.01	01	**TRAVA DO BOOM**
84.912.01		**BACKHOE - DIPPER, STANDARD (VAR. 423075)**
84.912.02		**BACKHOE - DIPPER, STANDARD CYLINDER PIN (VAR. 423075)**

84.100.01	01	p1	1/2017

CAÇAMBA, RETROESCAVADEIRA (305 MM (12 POL) WIDE)

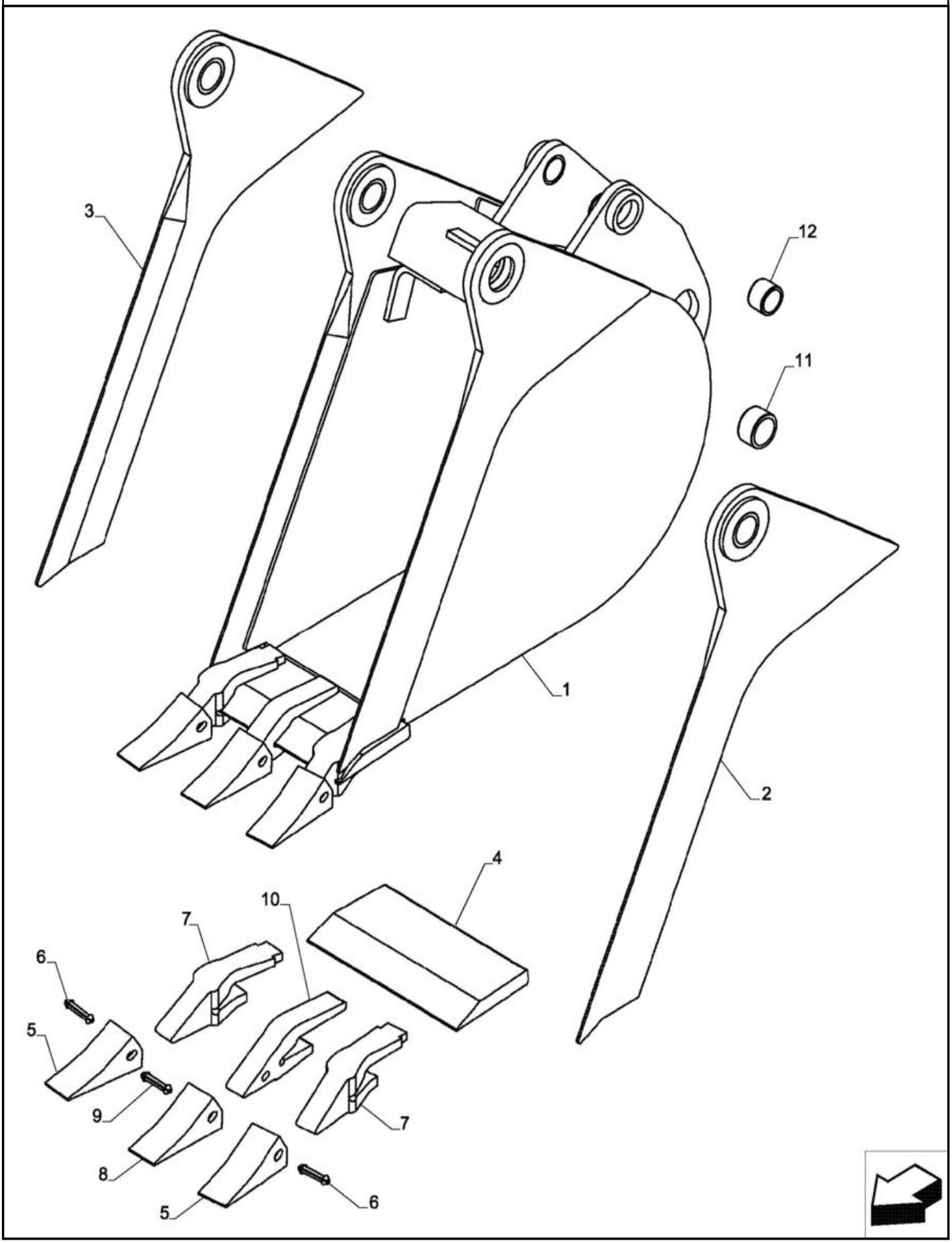

CAÇAMBA, RETROESCAVADEIRA (305 MM (12 POL) WIDE)

REF FN	PART NUMBER	YR/SN	QTY	DESCRIPTION
1	84228955		1	BALDE
2	NSS		1	NO SE VENDE SEPARADO EDGE, Incl in 1
3	NSS		1	NO SE VENDE SEPARADO EDGE, Incl in 1
4	D147409		1	EXTREMIDADE DE CORTE
	D139851		2	DENTE DE BALDE Outer; Incl 5 - 7
5	D51750		1	DENTE DE BALDE
6	245466A1		1	RETENTOR Flexpin, Bucket Tooth
7	D138157		1	HASTE
	D139849		1	DENTE DE BALDE Center; Incl 8 - 10; Order 8 - 10
8	D51750		1	DENTE DE BALDE
9	245466A1		1	RETENTOR Flexpin, Bucket Tooth
10	D48212		1	HASTE
11	84244078		2	CASQUILHO 50.19mm ID x 60mm OD x 31.75mm L
12	84244076		2	CASQUILHO 55.19mm ID x 65mm OD x 31.75mm L

580N-RETRO-CARREGADORA (BRASIL)

84.100.01	04	p1	1/2017

CAÇAMBA, RETROESCAVADEIRA (610 MM (24 POL) / 762 MM (30 POL) WIDE)

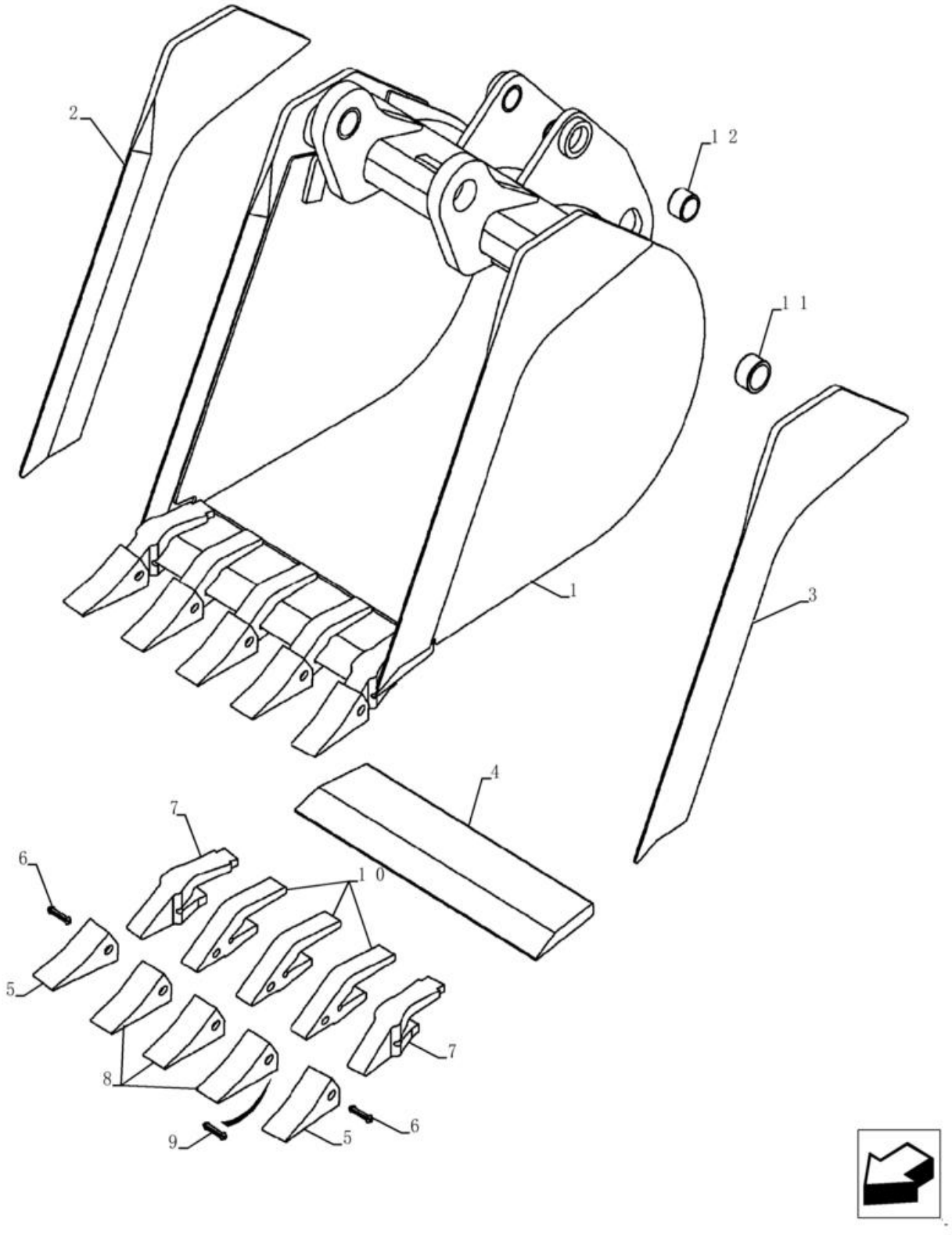

CAÇAMBA, RETROESCAVADEIRA (610 MM (24 POL) / 762 MM (30 POL) WIDE)

REF FN	PART NUMBER	YR/SN	QTY	DESCRIPTION
1	84228962		1	BALDE 610 mm (24 in), With 5 Teeth, Inc 2 - 12
2	NSS		1	NO SE VENDE SEPARADO EDGE Right-Hand, Incl in 1
3	NSS		1	NO SE VENDE SEPARADO EDGE Left-Hand, Incl in 1
4	NSS		1	NO SE VENDE SEPARADO EDGE, Incl in 1
	D139851		2	DENTE DE BALDE Outer; Inc 5 - 7
5	D51750		1	DENTE DE BALDE
6	245466A1		1	RETENTOR Flexpin, Bucket Tooth
7	D138157		1	HASTE
	D139849		3	DENTE DE BALDE Center; Inc 8 - 10
8	D51750		1	DENTE DE BALDE
9	245466A1		1	RETENTOR Flexpin, Bucket Tooth
10	D48212		1	HASTE
11	84244076		2	CASQUILHO 55.19mm ID x 65mm OD x 31.75mm L
12	84244078		2	CASQUILHO 50.19mm ID x 60mm OD x 31.75mm L
	REF			INSTRUÇÃO 610 mm (24 Inch) and 762 mm (30 Inch) Wide
1	84228964		1	BALDE 762 mm (30 in), With 6 Teeth, Inc 2 - 12 (Not Shown)
2	NSS		1	NO SE VENDE SEPARADO EDGE Right-Hand, Incl in 1
3	NSS		1	NO SE VENDE SEPARADO EDGE Left-Hand, Incl in 1
4	NSS		1	NO SE VENDE SEPARADO EDGE, Incl in 1
	D139851		2	DENTE DE BALDE Outer; Inc 5 - 7
5	D51750		1	DENTE DE BALDE
6	245466A1		1	RETENTOR Flexpin, Bucket Tooth
7	D138157		1	HASTE
	D139849		4	DENTE DE BALDE Center; Incl. Ref 8 - 10; Order Ref 8 - 10
8	D51750		1	DENTE DE BALDE
9	245466A1		1	RETENTOR Flexpin, Bucket Tooth
10	D48212		1	HASTE

84.100.01	04	p2	1/2017

CAÇAMBA, RETROESCAVADEIRA (610 MM (24 POL) / 762 MM (30 POL) WIDE)

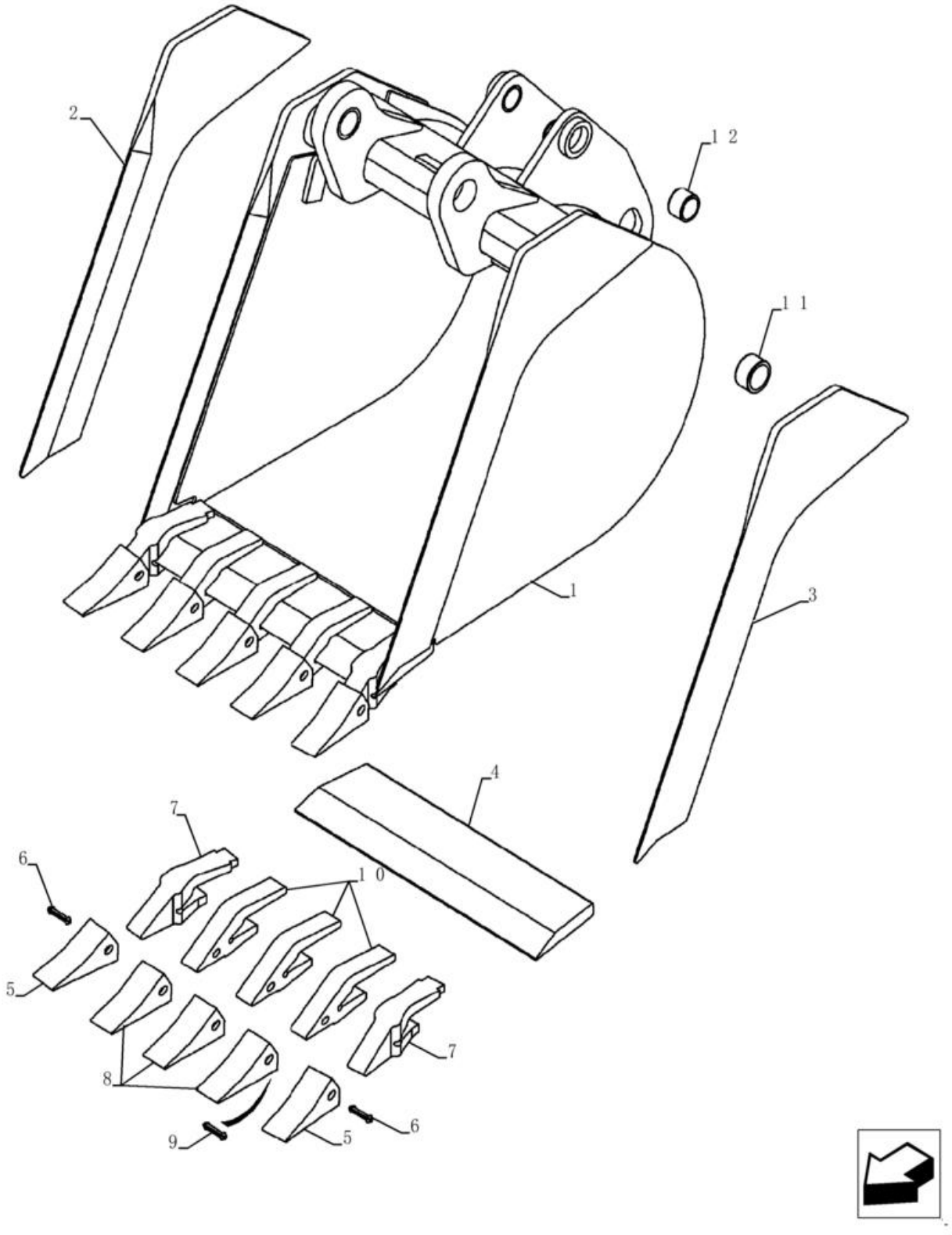

CAÇAMBA, RETROESCAVADEIRA (610 MM (24 POL) / 762 MM (30 POL) WIDE)

REF FN	PART NUMBER	YR/SN	QTY	DESCRIPTION
11	D37495		2	CASQUILHO 44.76mm ID x 57.15mm OD x 31.75mm L
12	D30933		4	CASQUILHO 38.41mm ID x 47.63mm OD x 31.75mm L

84.100.01	05	p1	1/2017

CAÇAMBA, RETROESCAVADEIRA - ALTA CAPACIDADE (610 MM (24 POL) / 762 MM (30 POL) WIDE)

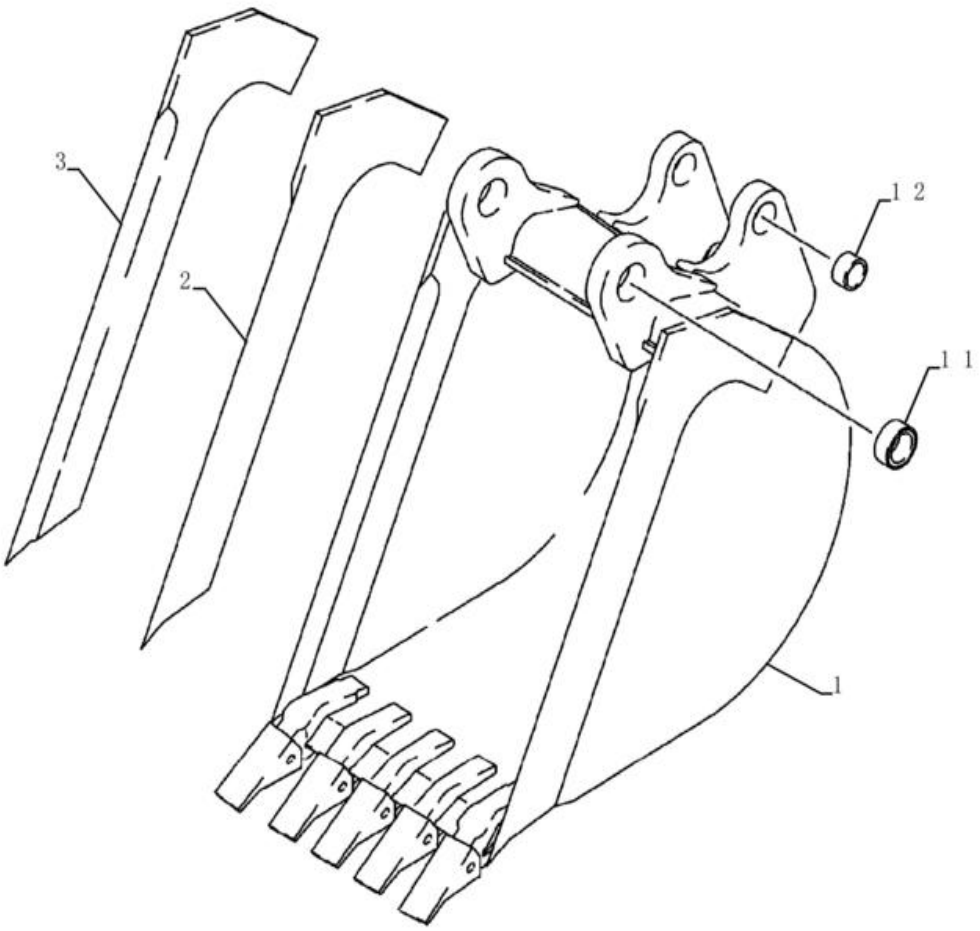

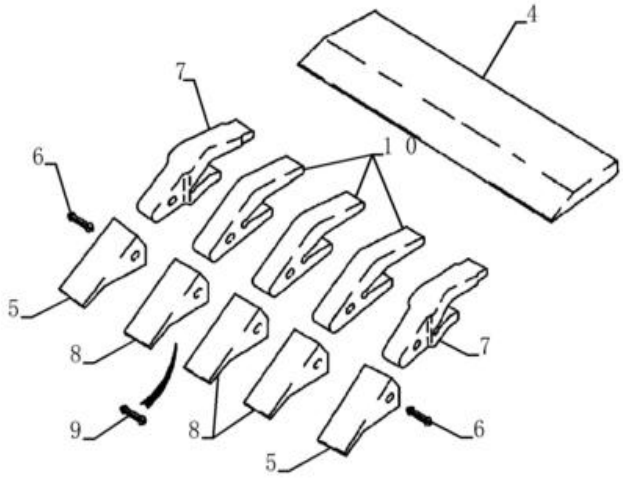

CAÇAMBA, RETROESCAVADEIRA - ALTA CAPACIDADE (610 MM (24 POL) / 762 MM (30 POL) WIDE)

REF FN	PART NUMBER	YR/SN	QTY	DESCRIPTION
1	84228967		1	BALDE 610 mm (24 in), With 5 Teeth; Inc 2 - 12
2	141234A1		1	EXTREMIDADE DE CORTE Right-Hand
3	141233A1		1	EXTREMIDADE DE CORTE Left-Hand
4	D142012		1	EXTREMIDADE DE CORTE 597mm W x 165.1mm L
	D139851		2	DENTE DE BALDE Outer; Inc 5 - 7
5	D51750		1	DENTE DE BALDE
6	245466A1		1	RETENTOR Flexpin, Bucket Tooth
7	D138157		1	HASTE
	D139849		3	DENTE DE BALDE Center; Inc 8 - 10
8	D51750		1	DENTE DE BALDE
9	245466A1		1	RETENTOR Flexpin, Bucket Tooth
10	D48212		1	HASTE
11	84244076		2	CASQUILHO 55.19mm ID x 65mm OD x 31.75mm L
12	84244078		2	CASQUILHO 50.19mm ID x 60mm OD x 31.75mm L
1	84228964		1	BALDE 762 mm (30 in), With 5 Teeth; Inc 2 - 12 (Not Shown)
2	141234A1		1	EXTREMIDADE DE CORTE Right-Hand
3	141233A1		1	EXTREMIDADE DE CORTE Left-Hand
4	D145061		1	EXTREMIDADE DE CORTE
	D139851		2	DENTE DE BALDE Outer; Inc 5 - 7
5	D51750		1	DENTE DE BALDE
6	245466A1		1	RETENTOR Flexpin, Bucket Tooth
7	D138157		1	HASTE
	D139849		3	DENTE DE BALDE Center; Inc 8 - 10
8	D51750		1	DENTE DE BALDE
9	245466A1		1	RETENTOR Flexpin, Bucket Tooth
10	D48212		1	HASTE
11	84244076		2	CASQUILHO 55.19mm ID x 65mm OD x 31.75mm L
12	84244078		2	CASQUILHO 50.19mm ID x 60mm OD x 31.75mm L

84.100.01	06	p1	1/2017

CAÇAMBA, RETROESCAVADEIRA (914 MM (36 POL) WIDE)

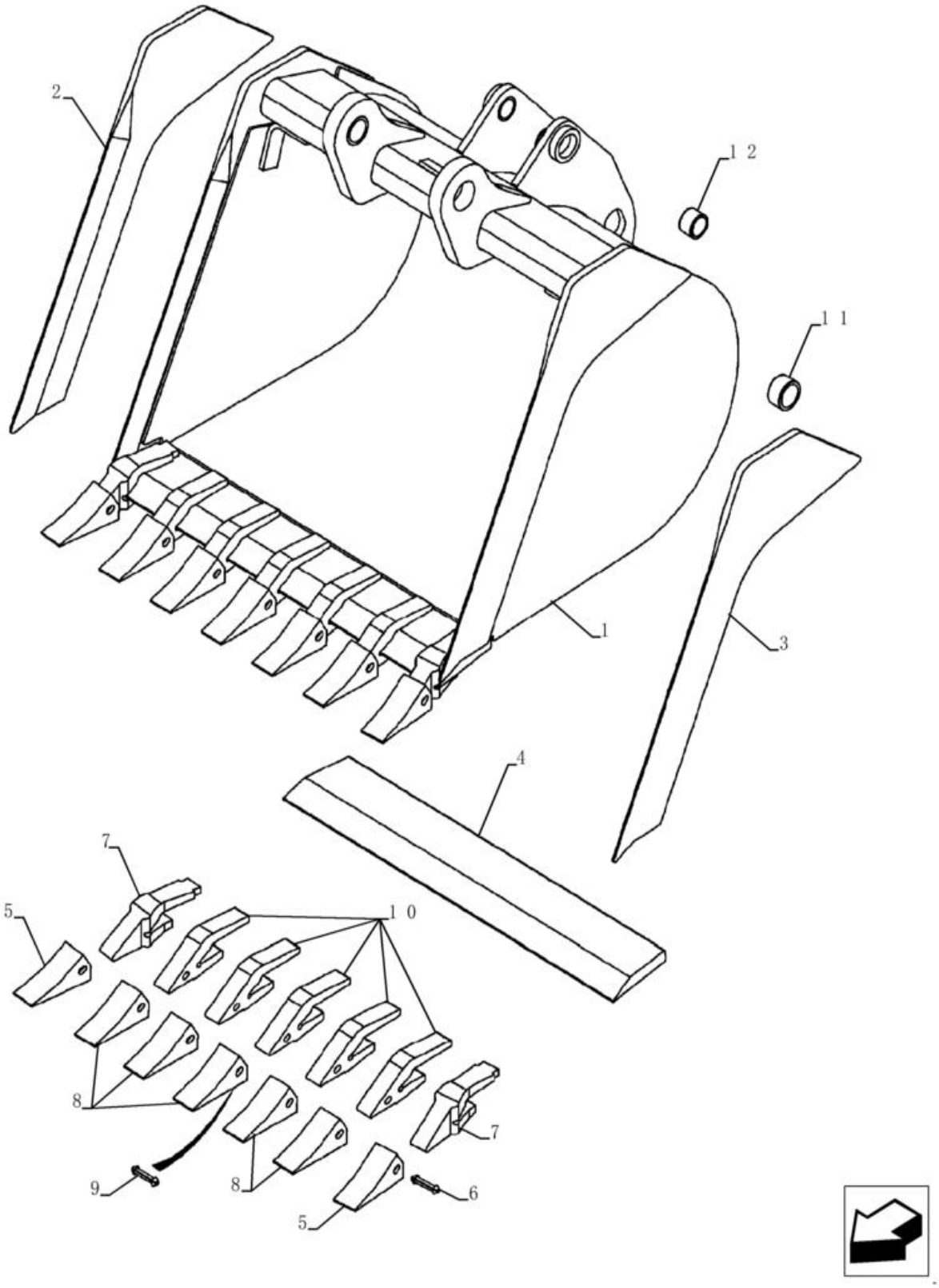

CAÇAMBA, RETROESCAVADEIRA (914 MM (36 POL) WIDE)

REF FN	PART NUMBER	YR/SN	QTY	DESCRIPTION
1	84228965		1	BALDE 914 mm (36 in), With 7 Teeth; Order Through Parts Marketing; Inc 2 - 12
2	365941A1		1	EXTREMIDADE DE CORTE Left-Hand
3	365942A1		1	EXTREMIDADE DE CORTE Right-Hand
	370747A1		1	DENTE DE BALDE EDGE ASSEMBLY; Cutting With Teeth; Inc 4 - 10
4	NSS		1	NO SE VENDE SEPARADO EDGE, Incl in 1 and 370747A1
	D139851		2	DENTE DE BALDE Outer; Inc 5 - 7
5	D51750		1	DENTE DE BALDE
6	245466A1		1	RETENTOR Flexpin, Bucket Tooth
7	D138157		1	HASTE
	D139849		5	DENTE DE BALDE Center; Inc 8 - 10; Order 8 - 10
8	D51750		1	DENTE DE BALDE
9	245466A1		1	RETENTOR Flexpin, Bucket Tooth
10	D48212		1	HASTE
11	84244078		2	CASQUILHO 50.19mm ID x 60mm OD x 31.75mm L
12	84244076		2	CASQUILHO 55.19mm ID x 65mm OD x 31.75mm L

84.102.01	01	p1	1/2017

CAÇAMBA, RETROESCAVADEIRA (457 MM (18 POL) WIDE)

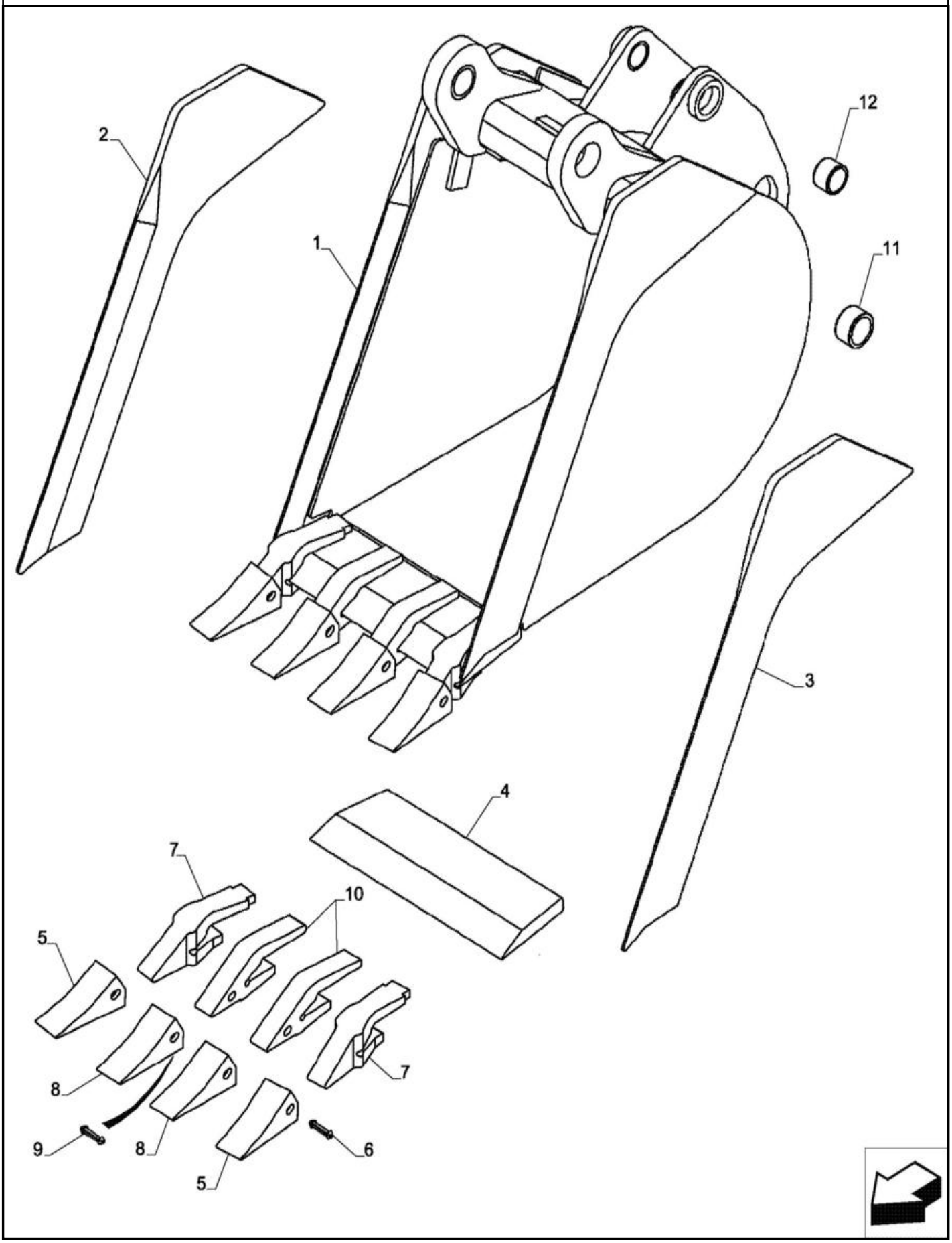

CAÇAMBA, RETROESCAVADEIRA (457 MM (18 POL) WIDE)

REF FN	PART NUMBER	YR/SN	QTY	DESCRIPTION
1	84228960		1	BALDE 457 mm (18 in), With 4 Teeth; Order Through Parts Marketing; Inc. Ref 2 - 12
2	365942A1		1	EXTREMIDADE DE CORTE EDGE Right-Hand
3	365941A1		1	EXTREMIDADE DE CORTE EDGE Left-Hand
4	183810A1		1	BORDA EDGE
	{314316A1}		2	Outer; Inc. Ref 5 - 7
5	D51750		1	DENTE DE BALDE
6	245466A1		1	RETENTOR Flexpin, Bucket Tooth
7	D138157		1	HASTE
	{314315A1}		2	Center; Inc. Ref 8 - 10; Order Ref 8 - 10
8	D51750		1	DENTE DE BALDE
9	245466A1		1	RETENTOR Flexpin, Bucket Tooth
10	D48212		1	HASTE
11	84244076		2	CASQUILHO 55.19mm ID x 65mm OD x 31.75mm L
12	84244078		2	CASQUILHO 50.19mm ID x 60mm OD x 31.75mm L

84.102.03	01	p1	1/2017

CAÇAMBA HD (457 MM (18 POLEGADAS) WIDE)

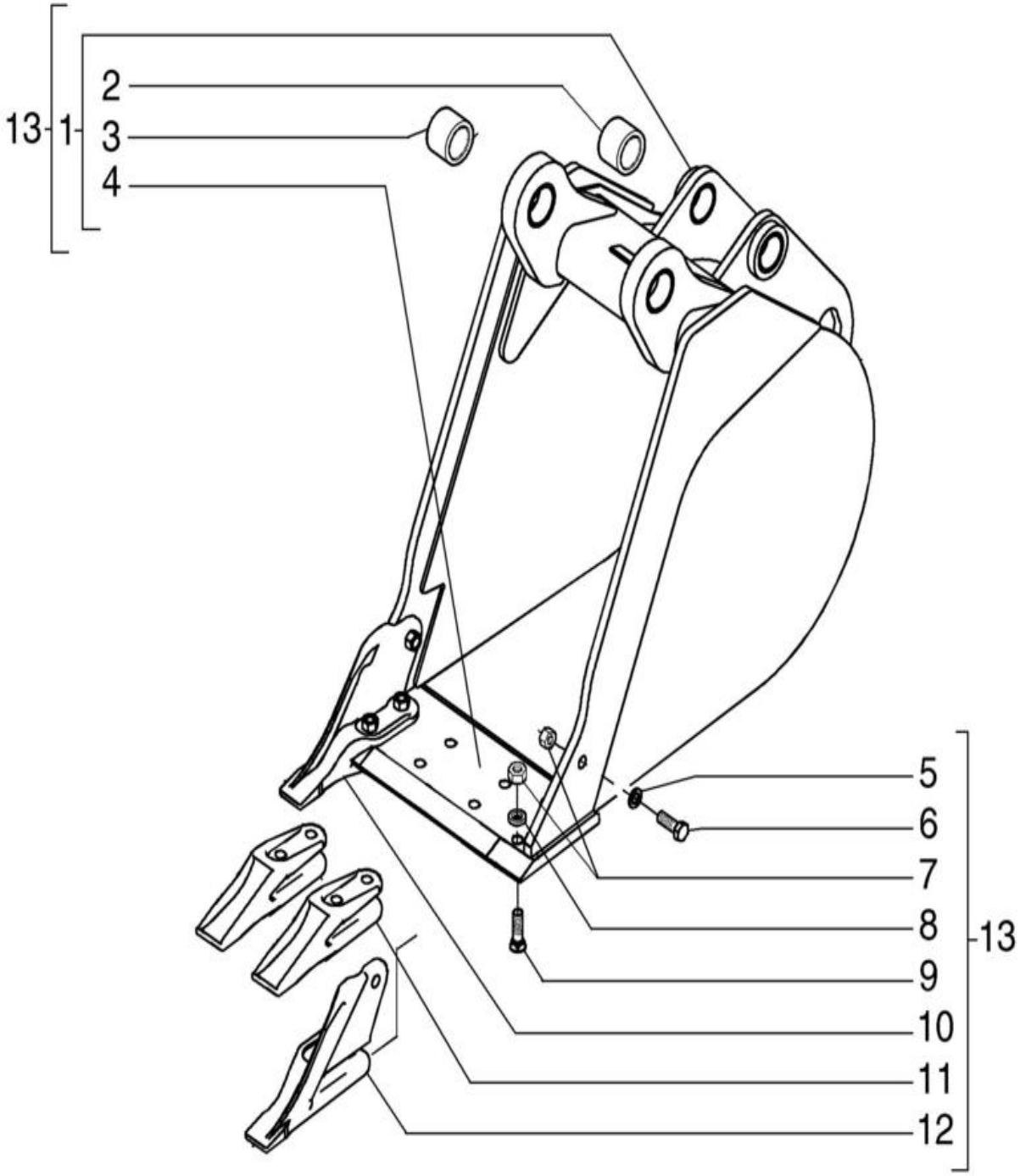

CAÇAMBA HD (457 MM (18 POLEGADAS) WIDE)

REF FN	PART NUMBER	YR/SN	QTY	DESCRIPTION
1	84418170		1	SUPORTE
2	84244078		2	CASQUILHO 50.19mm ID x 60mm OD x 31.75mm L
3	84244076		2	CASQUILHO 55.19mm ID x 65mm OD x 31.75mm L
4	84418175		1	CABEÇA DE CILINDRO
5	10520221		2	ANILHA 16.4mm ID x 28mm OD x 3mm Thk
6	88706		2	PARAFUSO Hex, 5/8" - 11 x 1 3/4", Gr 8
7	85801470		10	PORCA 5/8"-11, G8
8	79005965		16	CALÇO DE AFINAÇÃO 16.5mm ID x 30mm OD
9	85801371		1	PERNO DE ARADO #3, 5/8" - 11 x 2 1/4", Cl 12.9
10	84418418		1	DENTE DE BALDE RH
11	85820232		1	PATILHA
12	84418417		1	DENTE DE BALDE LH
13	84418169		1	SUPORTE Assy

84.104.01	01	p1	1/2017

CAÇAMBA, RETROESCADEIRA (610 MM (24 POLEGADAS) WIDE)

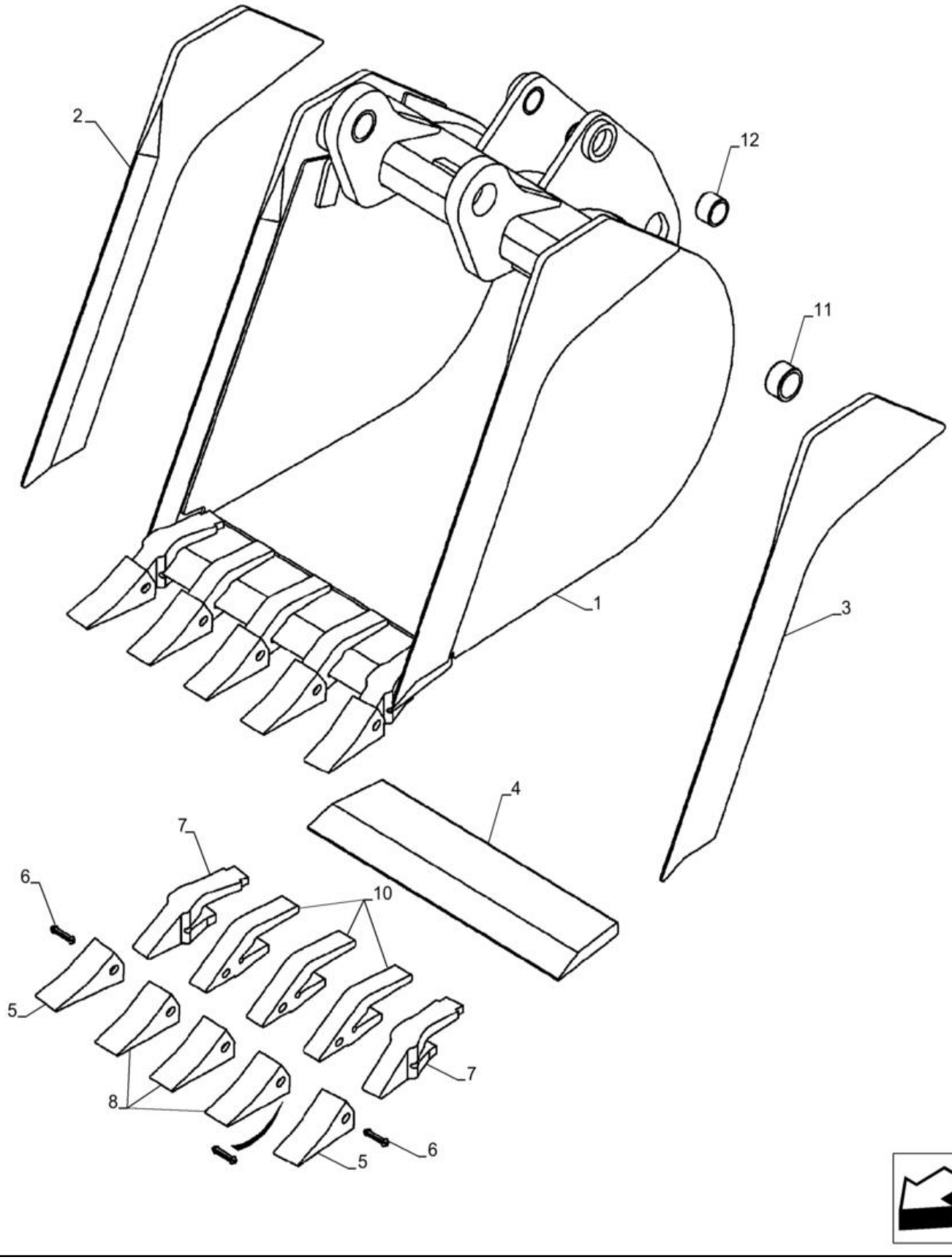

CAÇAMBA, RETROESCADEIRA (610 MM (24 POLEGADAS) WIDE)

REF FN	PART NUMBER	YR/SN	QTY	DESCRIPTION
1	84236897		1	BALDE 610 mm (24 in); With 5 Teeth; Order Through Parts Marketing; Incl. Ref 2 - 9
2	129894A1		1	BORDA Right-Hand
3	129893A1		1	BORDA Left-Hand
4	129944A1		1	SUPORTE
	D41659		5	DENTE Incl. Ref 5 - 7
5	D39093		1	DENTE
6	245466A1		1	RETENTOR Flexpin, Bucket Tooth
7	87415240		1	HASTE
8	84244076		2	CASQUILHO 55.19mm ID x 65mm OD x 31.75mm L
9	84244078		6	CASQUILHO 50.19mm ID x 60mm OD x 31.75mm L

84.104.02	01	p1	1/2017

CAÇAMBA, RETROESCAVADEIRA UNIVERSAL (610 MM (24 POL) / 762 MM (30 POL) WIDE)

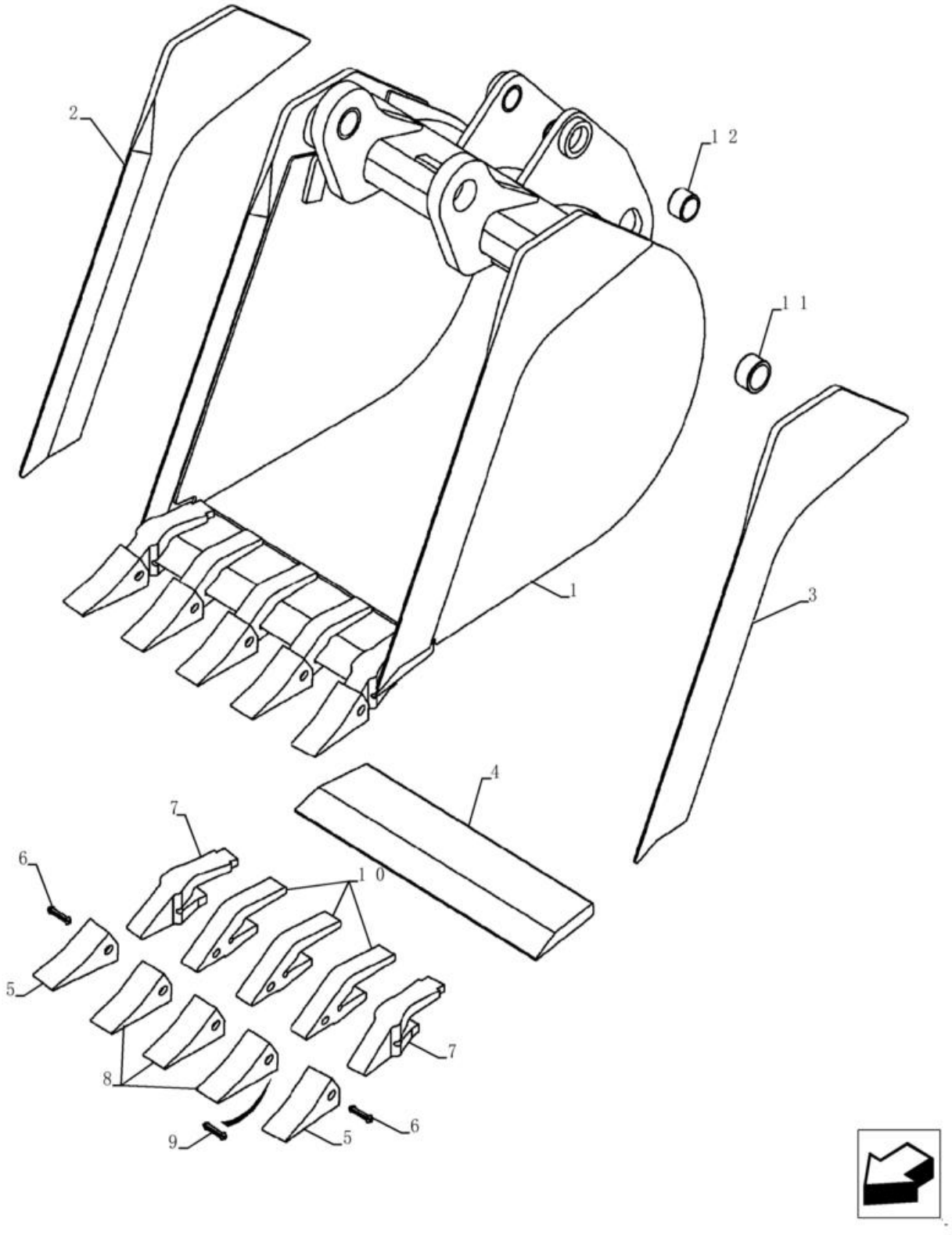

CAÇAMBA, RETROESCAVADEIRA UNIVERSAL (610 MM (24 POL) / 762 MM (30 POL) WIDE)

REF FN	PART NUMBER	YR/SN	QTY	DESCRIPTION
1	84416559		1	BALDE 24 Inch HD 610 mm (24 in), With 5 Teeth, Inc 2 - 12
2	365942A1		1	EXTREMIDADE DE CORTE Right-Hand
3	365941A1		1	EXTREMIDADE DE CORTE Left-Hand
4	329554A2		1	EXTREMIDADE DE CORTE Welded, 25.4mm W x 603mm L
	{84416571}		2	Outer; Inc 5 - 7
5	84318713		1	DENTE DE BALDE
6	84318739		1	CHAVETA
7	84424392		1	HASTE
	84416569		3	DENTE DE BALDE Center; Inc 8 - 10
8	84318713		1	DENTE DE BALDE
8	84318739		1	CHAVETA Flare Tooth
10	84318729		1	HASTE
11	84244076		2	CASQUILHO 55.19mm ID x 65mm OD x 31.75mm L
12	84244078		2	CASQUILHO 50.19mm ID x 60mm OD x 31.75mm L
	REF			INSTRUÇÃO 610 mm (24 Inch) and 762 mm (30 Inch) Wide
1	84416561		1	BALDE 30 Inch HD 762 mm (30 in), With 6 Teeth, Inc 2 - 12 (Not Shown)
2	365942A1		1	EXTREMIDADE DE CORTE Right-Hand
3	365941A1		1	EXTREMIDADE DE CORTE Left-Hand
4	370364A1		1	EXTREMIDADE DE CORTE
	{84416571}		2	Outer; Inc 5 - 7
5	84318713		1	DENTE DE BALDE
6	84318739		1	CHAVETA
7	84424392		1	HASTE
	84416569		4	DENTE DE BALDE Center; Incl. Ref 8 - 10; Order Ref 8 - 10
8	84318713		1	DENTE DE BALDE
9	84318736		1	DENTE DE BALDE
10	84318729		1	HASTE
11	84244076		2	CASQUILHO 55.19mm ID x 65mm OD x 31.75mm L
12	84244078		4	CASQUILHO 50.19mm ID x 60mm OD x 31.75mm L

580N-RETRO-CARREGADORA (BRASIL)

84.104.03	01	p1	1/2017

CAÇAMBA HD (610 MM (24 POLEGADAS) WIDE)

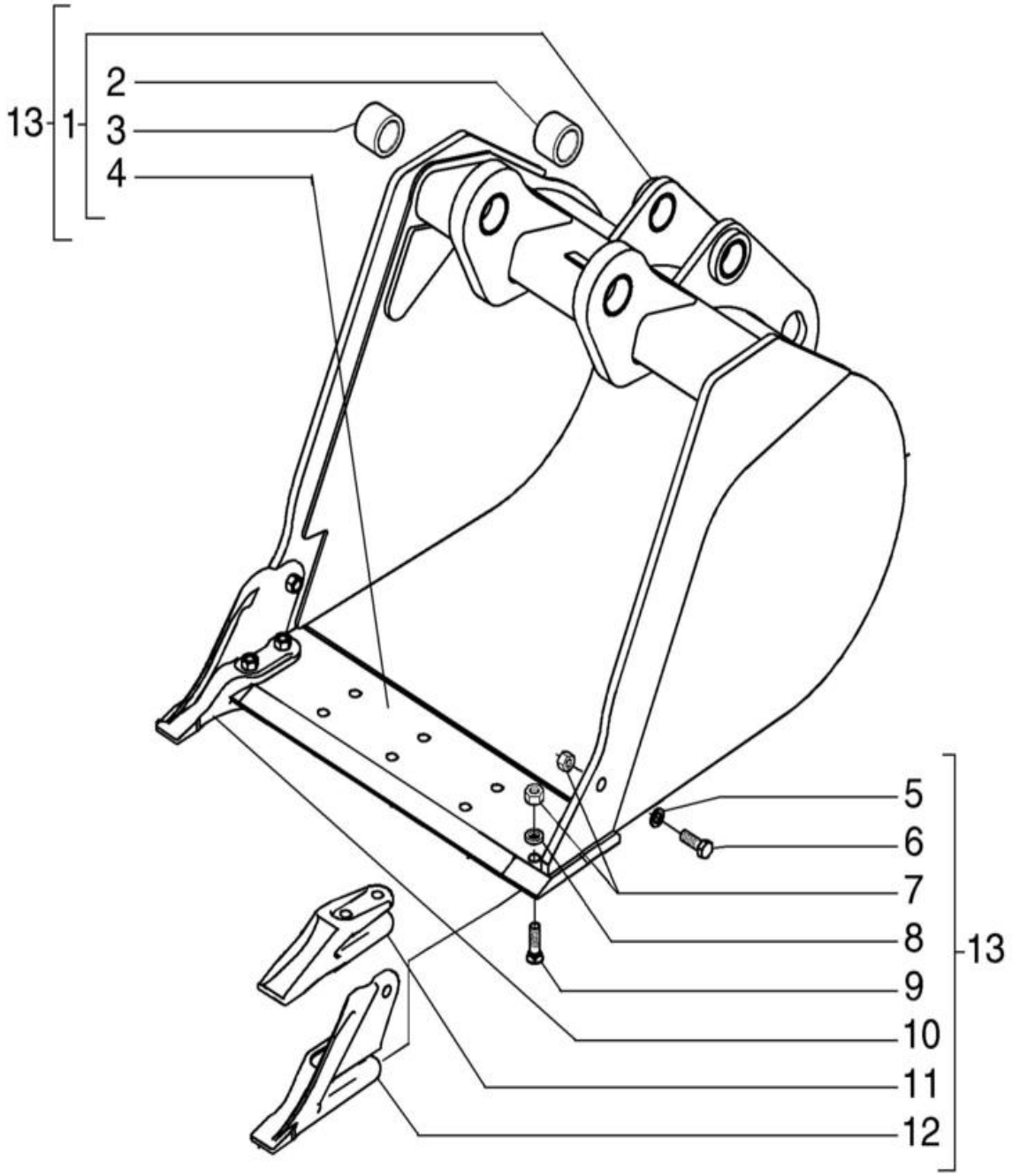

CAÇAMBA HD (610 MM (24 POLEGADAS) WIDE)

REF FN	PART NUMBER	YR/SN	QTY	DESCRIPTION
1	84542138		1	BALDE
2	84244078		2	CASQUILHO 50.19mm ID x 60mm OD x 31.75mm L
3	84244076		2	CASQUILHO 55.19mm ID x 65mm OD x 31.75mm L
4	84418184		1	CABEÇA DE CILINDRO
5	10520221		2	ANILHA 16.4mm ID x 28mm OD x 3mm Thk
6	88706		2	PARAFUSO Hex, 5/8" - 11 x 1 3/4", Gr 8
7	85801470		10	PORCA 5/8"-11, G8
8	79005965		16	CALÇO DE AFINAÇÃO 16.5mm ID x 30mm OD
9	85801371		1	PERNO DE ARADO #3, 5/8" - 11 x 2 1/4", Cl 12.9
10	85801377		1	DENTE DE BALDE RH
11	85811440		2	HASTE
12	85801376		1	DENTE DE BALDE LH
13	NS			PEÇA NÃO FORNECIDA

84.106.01	01	p1	1/2017

CAÇAMBA HD (762 MM (30 POLEGADAS) WIDE)

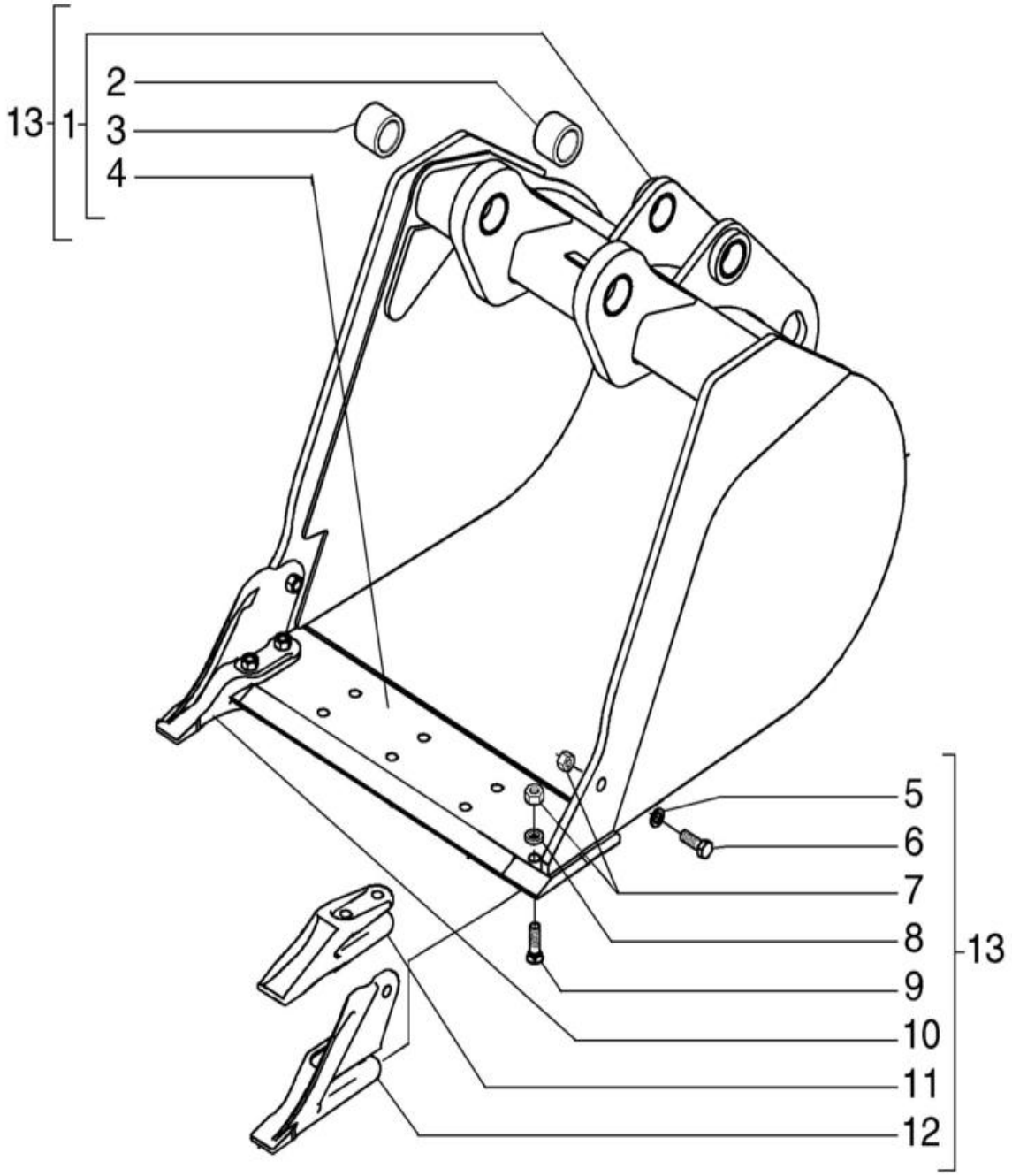

CAÇAMBA HD (762 MM (30 POLEGADAS) WIDE)

REF FN	PART NUMBER	YR/SN	QTY	DESCRIPTION
1	84543382		1	BALDE
2	84244078		2	CASQUILHO 50.19mm ID x 60mm OD x 31.75mm L
3	84244076		2	CASQUILHO 55.19mm ID x 65mm OD x 31.75mm L
4	84418198		1	CABEÇA DE CILINDRO
5	10520221		2	ANILHA 16.4mm ID x 28mm OD x 3mm Thk
6	88706		2	PARAFUSO Hex, 5/8" - 11 x 1 3/4", Gr 8
7	85801470		12	PORCA 5/8"-11, G8
8	79005965		20	CALÇO DE AFINAÇÃO 16.5mm ID x 30mm OD
9	85801371		1	PERNO DE ARADO #3, 5/8" - 11 x 2 1/4", Cl 12.9
10	85801377		1	DENTE DE BALDE RH
11	85811440		3	HASTE
12	85801376		1	DENTE DE BALDE LH
13	NS		1	PEÇA NÃO FORNECIDA Assy

84.108.01	01	p1	1/2017

CAÇAMBA HD (305 MM (12 POLEGADAS) WIDE)

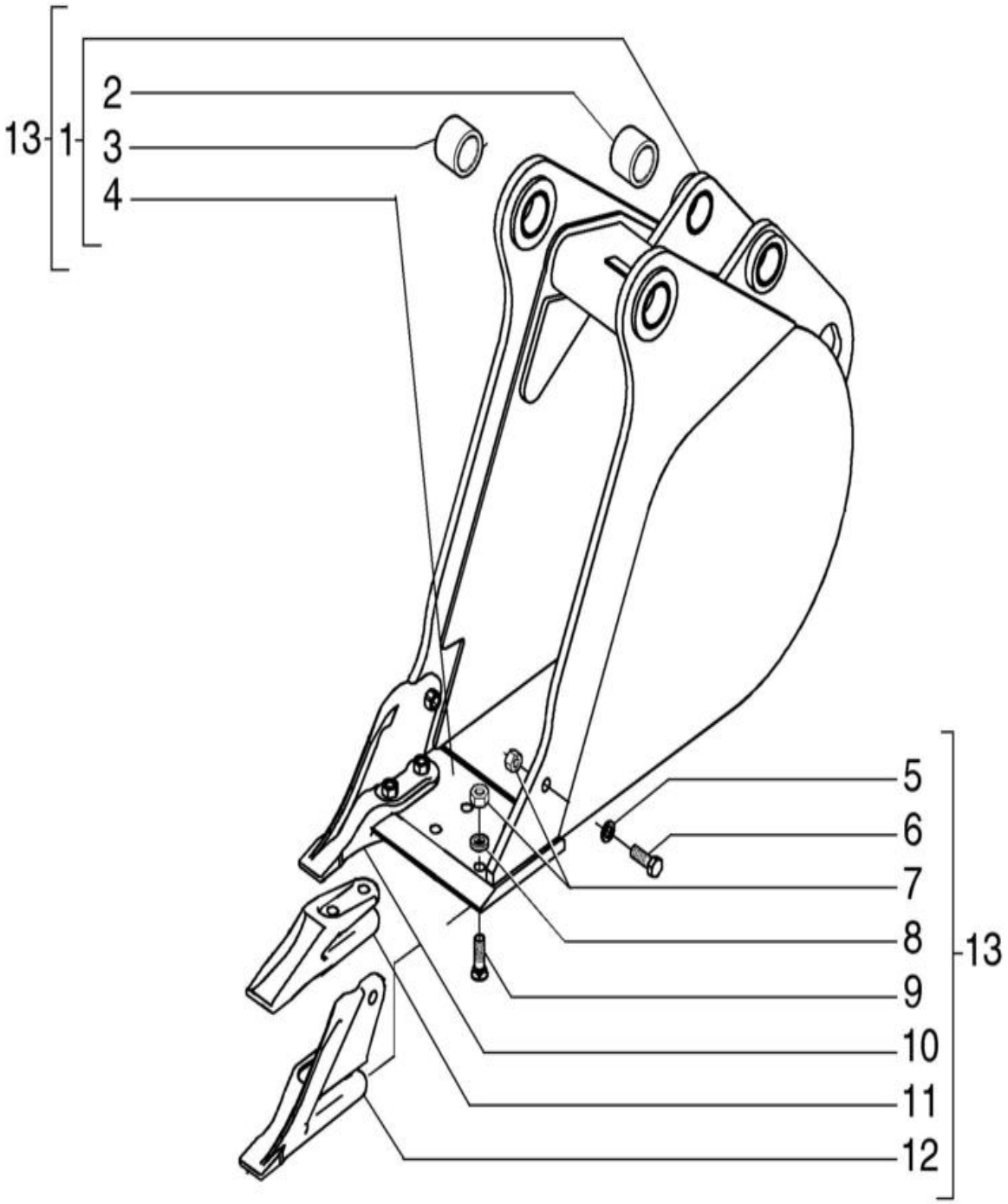

CAÇAMBA HD (305 MM (12 POLEGADAS) WIDE)

REF FN	PART NUMBER	YR/SN	QTY	DESCRIPTION
1	84418142		1	SUPORTE
2	84244078		2	CASQUILHO 50.19mm ID x 60mm OD x 31.75mm L
3	84244076		2	CASQUILHO 55.19mm ID x 65mm OD x 31.75mm L
4	84418155		1	LÂMINA
5	10520221		2	ANILHA 16.4mm ID x 28mm OD x 3mm Thk
6	88706		2	PARAFUSO Hex, 5/8" - 11 x 1 3/4", Gr 8
7	85801470		8	PORCA 5/8"-11, G8
8	79005965		12	CALÇO DE AFINAÇÃO 16.5mm ID x 30mm OD
9	85801371		6	PERNO DE ARADO #3, 5/8" - 11 x 2 1/4", Cl 12.9
10	84418418		1	DENTE DE BALDE RH
11	85820232		1	PATILHA
12	84418417		1	DENTE DE BALDE LH
13	84418141		1	BALDE Assy

84.108.01	02	p1	1/2017

CAÇAMBA HD (914 MM (36 POLEGADAS) WIDE)

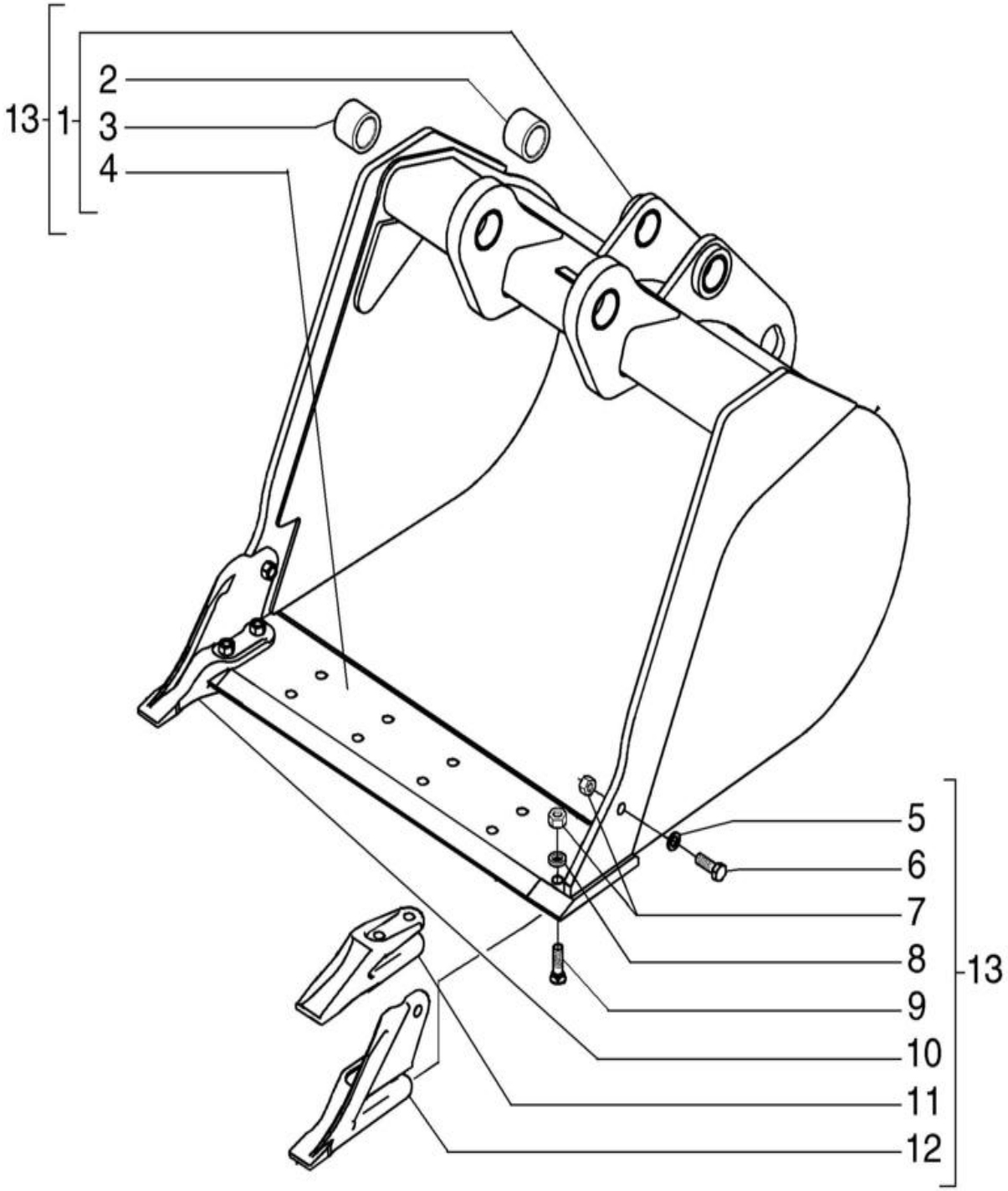

CAÇAMBA HD (914 MM (36 POLEGADAS) WIDE)

REF FN	PART NUMBER	YR/SN	QTY	DESCRIPTION
1	84418211		1	SUPORTE
2	84244078		2	CASQUILHO 50.19mm ID x 60mm OD x 31.75mm L
3	84244076		2	CASQUILHO 55.19mm ID x 65mm OD x 31.75mm L
4	84418215		1	BORDA
5	10520221		2	ANILHA 16.4mm ID x 28mm OD x 3mm Thk
6	88706		2	PARAFUSO Hex, 5/8" - 11 x 1 3/4", Gr 8
7	85801470		14	PORCA 5/8"-11, G8
8	79005965		24	CALÇO DE AFINAÇÃO 16.5mm ID x 30mm OD
9	85801371		1	PERNO DE ARADO #3, 5/8" - 11 x 2 1/4", Cl 12.9
10	84418418		1	DENTE DE BALDE RH
11	85820232		4	PATILHA
12	84418417		1	DENTE DE BALDE LH
13	84418210		1	SUPORTE Assy

84.120.01	01	p1	1/2017

TRAVA DO BOOM

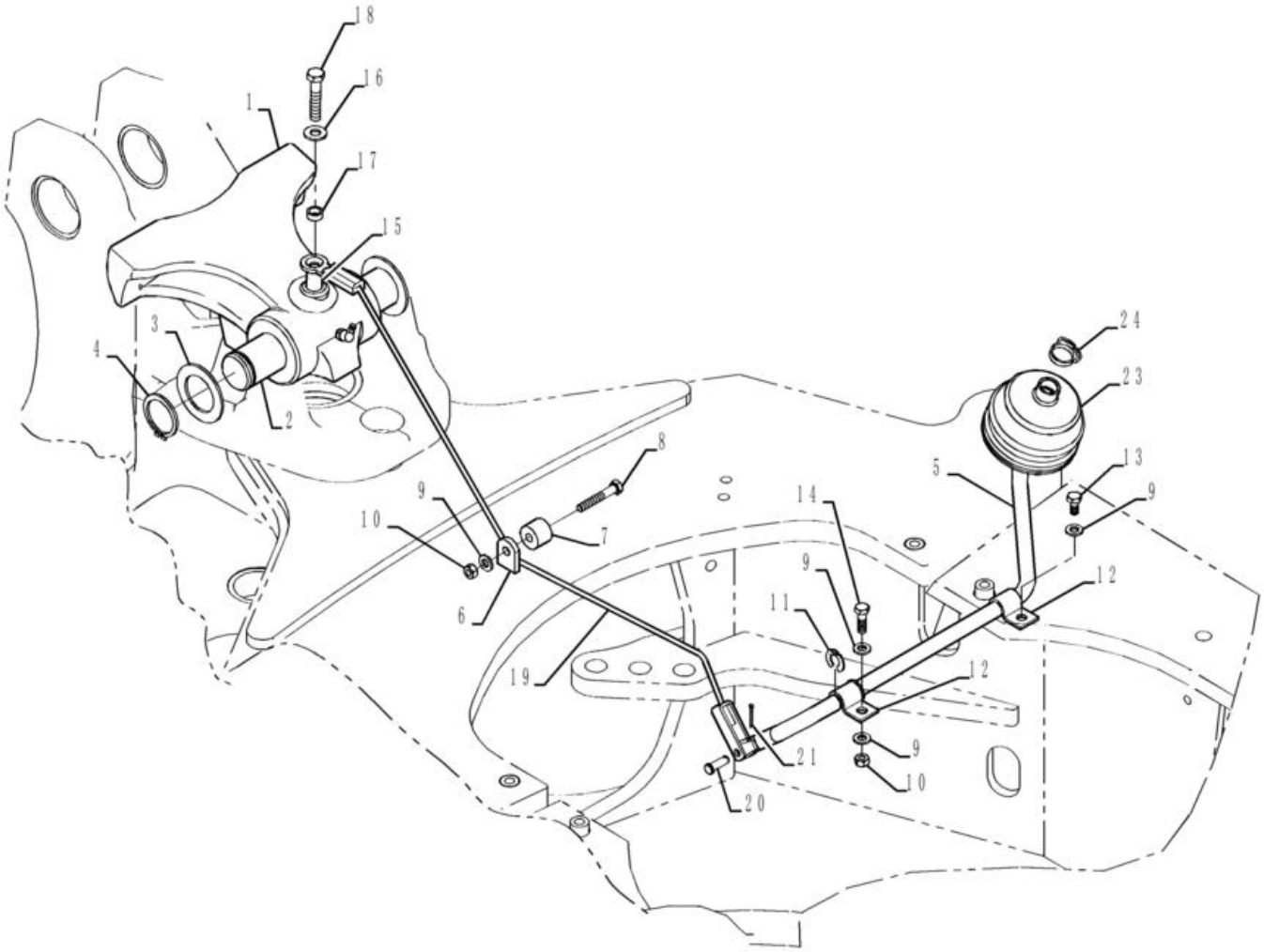

TRAVA DO BOOM

REF FN	PART NUMBER	YR/SN	QTY	DESCRIPTION
1	84246414		1	TRINCO
2	84247279		1	PERNO 39.9mm OD x 227mm L
3	D144592		2	WASHER 41mm ID
4	800-44040		2	ANEL M40, Ext
5	87441850		1	HASTE 15.9mm OD
6	87432811		1	SUPORTE
7	86984547		1	GUIA
8	814-8050		1	PARAFUSO Hex, M8 x 1.25 x 50mm, Cl 8.8
9	87655042		4	ANILHA ESPECIAL 8.8mm ID x 17.5mm OD x 2.2mm Thk
10	829-1408		2	PORCA Hex, M8 x 1.25, Cl 10.9
11	D143591		2	ANEL 12.7mm ID, Ext RING SNAP
12	D143723		2	FREIO
13	614-8016		1	PARAFUSO Hex, M8 x 1.25 x 16mm, Cl 8.8, Full Thd
14	43127		1	PARAFUSO Hex, M8 x 1.25 x 25mm, Cl 8.8
15	396092A1		1	ESPAÇADOR 11.05mm ID x 15.88mm OD x 24mm L
16	87655046		2	ANILHA ESPECIAL 10.65mm ID x 23mm OD x 2.2mm Thk
17	87445245		1	ESPAÇADOR 11.06mm ID x 15.88mm OD x 6.4mm L
18	614-10050		1	PARAFUSO Hex, M10 x 1.5 x 50mm, Cl 8.8, Full Thd
19	84271200		1	CABO 750mm L
20	427-5094		1	PINO DE FORQUILHA 7.92mm OD x 23.88mm L
21	432-612		1	PINO ELÁSTICO 3/32" x 3/4"
22	219-55		1	COPO DE LUBRIFICAÇÃO 90 Degree Elbow, 1/8" - 27 NPTF
23	D86664		1	COBERTURA DE PROTECÇ
24	D143735		1	BRAÇADEIRA 19.1mm - 22.2mm

BACKHOE - DIPPER, STANDARD (VAR. 423075)

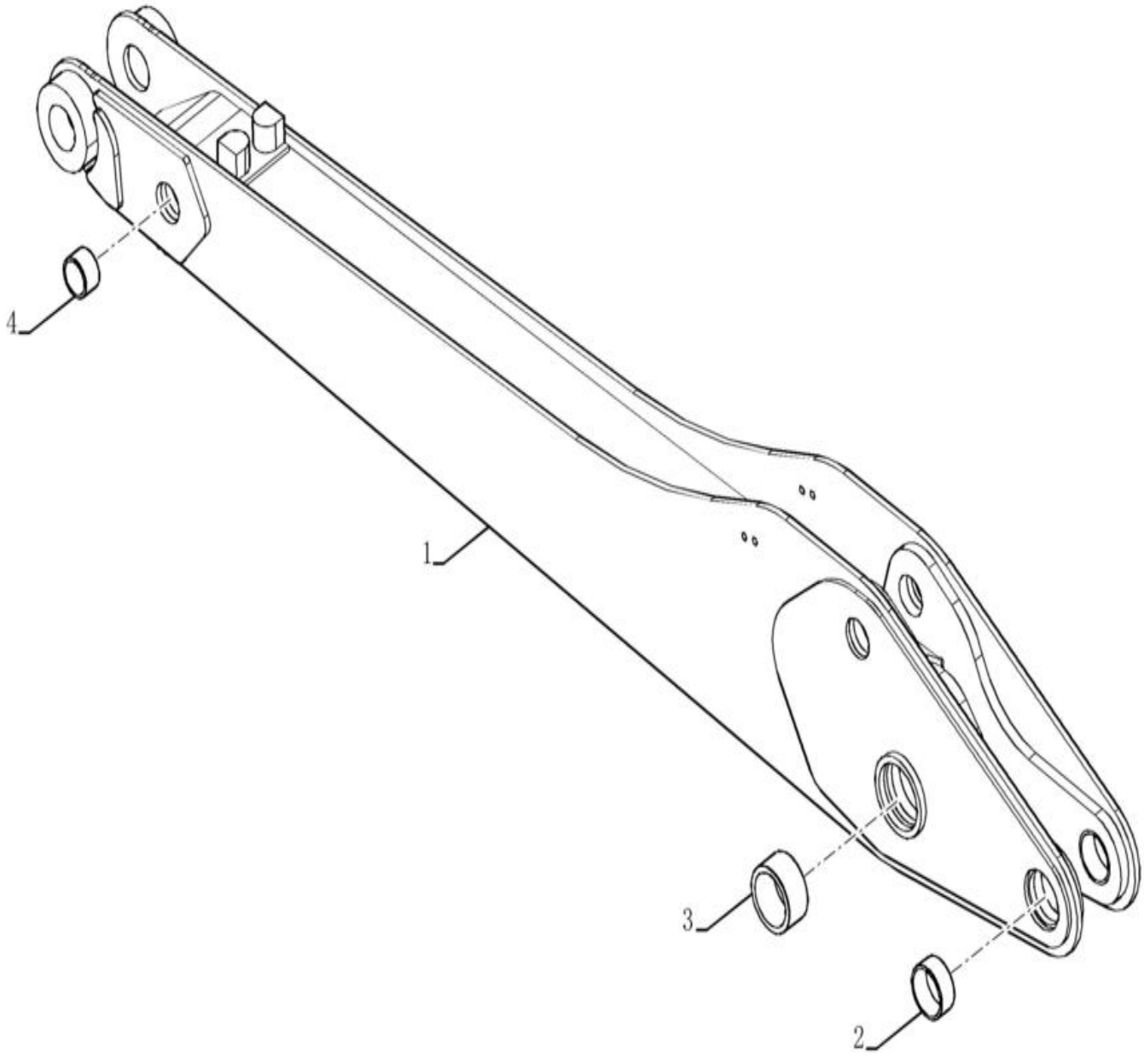

BACKHOE - DIPPER, STANDARD (VAR. 423075)

REF	FN	PART NUMBER	YR/SN	QTY	DESCRIPTION
1		84247050		1	BRAÇO Incl 2 - 4
2		84223633		2	CASQUILHO 60.19mm ID x 69.98mm OD x 34mm L
3		D137218		2	CASQUILHO 70.19mm ID x 90mm OD x 44mm L
4		84170645		2	CASQUILHO 50.19mm ID x 60mm OD x 36mm L

84.912.02		p1	1/2017

BACKHOE - DIPPER, STANDARD CYLINDER PIN (VAR. 423075)

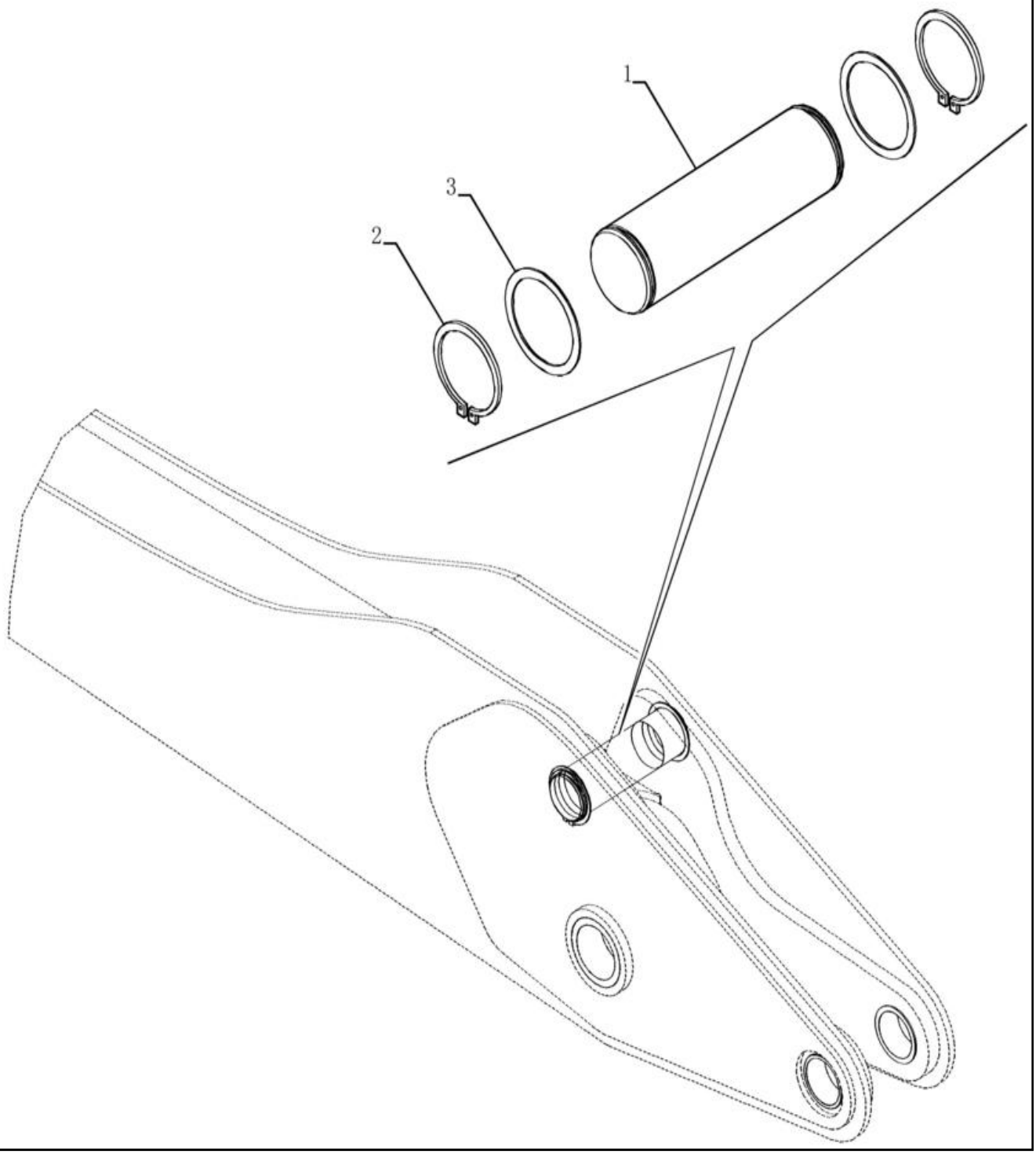

BACKHOE - DIPPER, STANDARD CYLINDER PIN (VAR. 423075)

REF	FN	PART NUMBER	YR/SN	QTY	DESCRIPTION
1		84217320		1	PERNO 60mm OD x 199mm L
2		84224886		2	ANEL 60mm ID, Ext
3		84224845		2	CALÇO DE AFINAÇÃO 62mm ID x 75mm OD x 1.5mm Thk

SECTION INDEX

Acessórios

88.033.01	**DIA KIT, HARNESS, SPRING APPLIED HYDRAULICALLY RELEASED PARK BRAKE**
88.035.01	**DIA KIT, BOOM LOCK, 580N/SN/SN WT**
88.035.02	**DIA KIT, CHAFF SCREEN**
88.088.01	**DIA KIT, DUAL AUXILIARY PILOT EHOE, SERVICE**
88.088.02	**DIA KIT, CONVERSION FROM STD**
88.088.03	**DIA KIT, PARTS TO BE ORDERED FROM P AND C TO**
88.088.04	**DIA KIT, UNI-DIR, W/MC, EHOE**
88.090.01	**DIA KIT, CANOPY DELUXE CONVERSION NARROW AND WIDE**

88.033.01		p1	1/2017

DIA KIT, HARNESS, SPRING APPLIED HYDRAULICALLY RELEASED PARK BRAKE

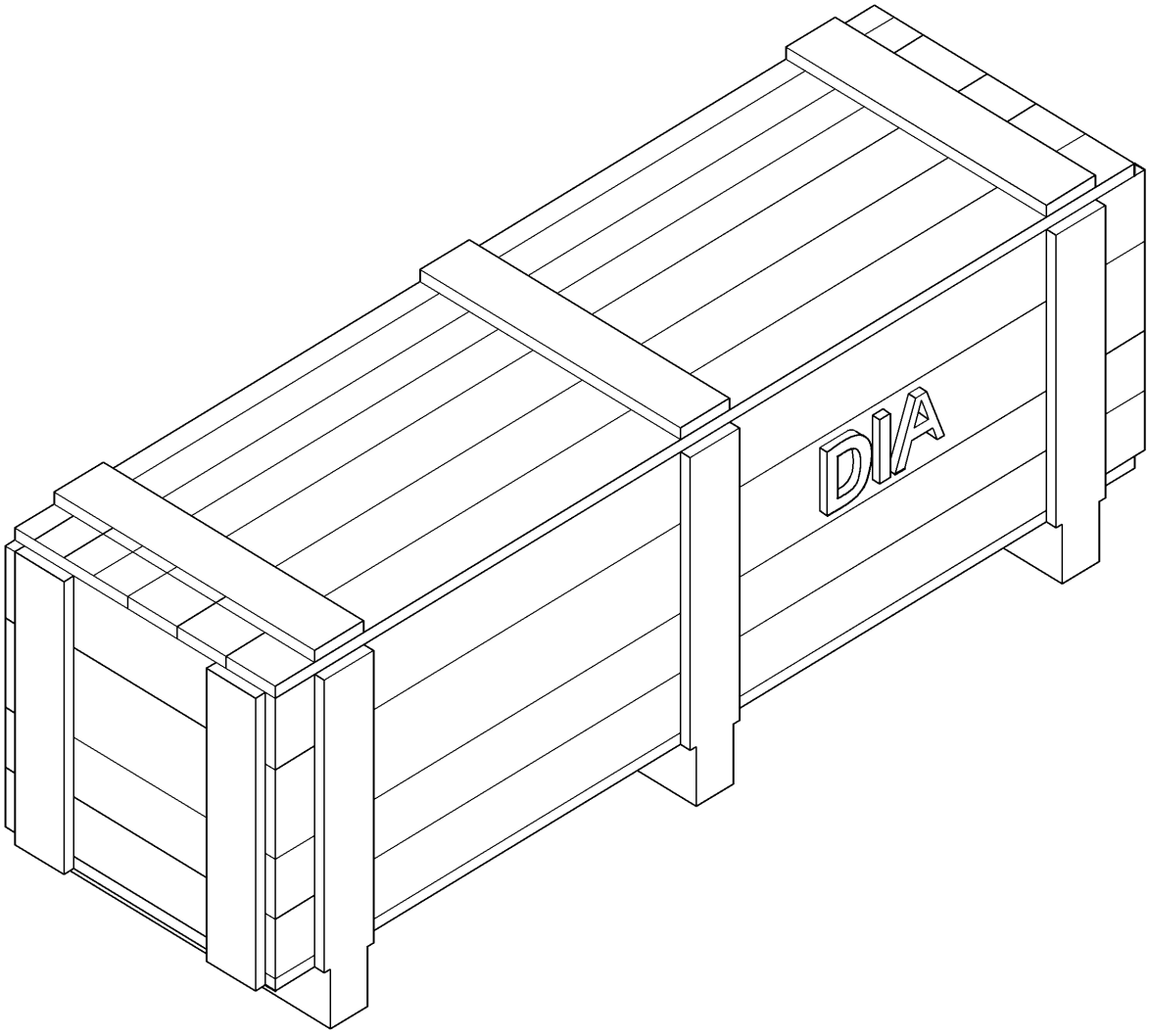

DIA KIT, HARNESS, SPRING APPLIED HYDRAULICALLY RELEASED PARK BRAKE

REF	FN	PART NUMBER	YR/SN	QTY	DESCRIPTION
1		84207754		1	CABLAGEM Spring Applied Hydraulically Released Park Brake Kit

580N-RETRO-CARREGADORA (BRASIL)

88.035.01		p1	1/2017

DIA KIT, BOOM LOCK, 580N/SN/SN WT

DIA KIT, BOOM LOCK, 580N/SN/SN WT

REF	FN	PART NUMBER	YR/SN	QTY	DESCRIPTION
1		84376464		1	CONJUNTO Boom Lock, 580N/SN/SN WT, Incl 2 - 23
2		84376511		1	INSTRUÇÃO Sheet, Boom Lock
3		84314682		1	CHAPA Valve Mounting
4		84312313		1	VÁLVULA Boom Lock
5		D150053		2	PARAFUSO U
6		87359470		2	CONECTOR HID. 1-3/16" - 12 ORFS x 1-5/16" - 12 ORB Straight - Boss Jump
7		87016877		1	COTOVELO 90 Degree, 13/16"-16 x 9/16"-18, Adj, ORFS Boss Jump
8		495-11041		6	ANILHA 0.406" ID x 0.812" OD x 0.065" W
9		231-1446		6	PORCA 3/8" - 16, Gr 5
10		84377302		1	TUBAGEM HIDRÁULICO Assembly, Boom Locking Valve
11		84376467		1	TUBAGEM HIDRÁULICO Assembly, Boom Locking Valve
12		84312236		1	CONECTOR T MACHO Boss
13		84989617		1	CONECTOR HID. 1"-14 ORFS x 1-3/16"-12 Fem ORFS Reducer
14		87672176		1	CONECTOR HID. Boss
15		84376468		1	MANGUEIRA CONJUNTO 8mm ID x 423mm L Boom Lock - Pilot
16		413-648		2	PARAFUSO Hex, 3/8" - 16 x 3", Gr 5
17		84989848		1	TÊ 11/16" - 16 ORFS x 11/16" - 16 ORFS x 11/16" - 16 JIC Union Tee, O-Ring Face Seal Swivel Run
18		84989392		1	COTOVELO 90 Degree, 11/16"-16 ORFS x 11/16"-16 Fem Sw
19		84376470		1	MANGUEIRA CONJUNTO 10mm ID x 3866mm L Hydraulics, Boom Lock - Pilot
20		L11541		11	BRAÇADEIRA DE CABO 203.2mm L, Nylon
21		84342283		1	CABLAGEM Jumper, Boom Lock
22		400016A1		1	INTERRUPTOR Rocker Boom Lock
23		84292428		1	CONECTOR DE FIOS American Gage Red Butt Seal

580N-RETRO-CARREGADORA (BRASIL)

88.035.02		p1	1/2017

DIA KIT, CHAFF SCREEN

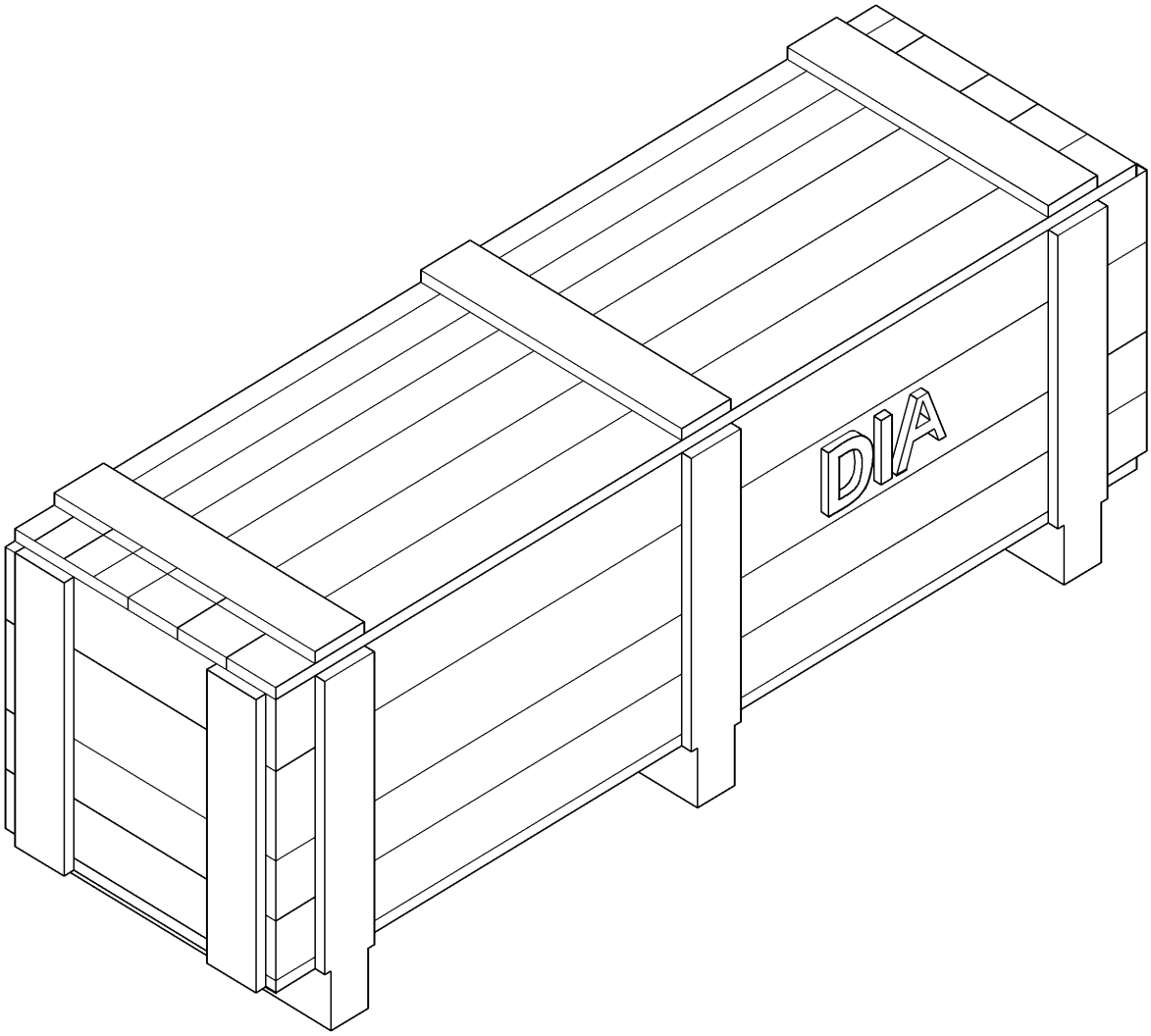

DIA KIT, CHAFF SCREEN

REF FN	PART NUMBER	YR/SN	QTY	DESCRIPTION
1	87726054		1	KIT DE SERVIÇO Kit, Chaff Screen, Incl 2 - 6
2	84375719		1	INSTRUÇÃO Sheet, Chaf Screen
3	87726055		1	FILTRO ; PROTECÇÃO 1.90mm Perforation Chaff
4	255447A1		4	CASQUILHO ROSCADO
5	257382A1		4	ANILHA 6.6mm ID x 25mm OD x 1.6mm Thk Special Black
6	257381A1		4	PARAFUSO Special Black

88.088.01		p1	1/2017

DIA KIT, DUAL AUXILIARY PILOT EHOE, SERVICE

DIA KIT, DUAL AUXILIARY PILOT EHOE, SERVICE

REF	FN	PART NUMBER	YR/SN	QTY	DESCRIPTION
1		84492791		1	KIT DE SERVIÇO Dual Auxiliary Pilot Ehoe, Incl 2 - 6
2		225350C1		1	CONECTOR ELÉC. Male, 6 Pin Type LY FZG3141
3		225353C1		1	CORTE DE TECIDO Lock, Black Type W6P FZG3141
4		84134639		2	INTERRUPTOR Assembly, Push Button Proportional
5		84278691		1	VALVULA HYDR CONTROL Bi-Dir Pilot N Series
6		87447477		1	CONJUNTO DE PEÇAS Spool, Tie Bolt For 8 Spool

88.088.02		p1	1/2017

DIA KIT, CONVERSION FROM STD

DIA KIT, CONVERSION FROM STD

REF	FN	PART NUMBER	YR/SN	QTY	DESCRIPTION
1		84276528		1	CONJUNTO Conversion From Standard Links To Quick, Incl 2 - 13
2		84276530		1	INSTRUÇÃO Conversion From Standard
3		84229979		1	LINK ASSY. Lift, Mechanic Backhoe Coupler
4		84224880		2	CASQUILHO 55.28mm ID x 67.53mm OD x 104mm L Dipper, Coupler
5		84229982		1	LINK ASSY. Backhoe Bucket Guide
6		84229983		1	LINK ASSY. Backhoe Bucket Guide
7		84303417		1	LINK ASSY. Backhoe Bucket Dump
8		84170641		2	ESPAÇADOR 60.19mm ID x 94.7mm OD x 52mm L Bucket Cylinder To Guide Links
9		84231908		1	PERNO 55mm OD x 291.76mm L Backhoe Link
10		84233536		2	ANEL 55mm ID, Ext
11		84231927		2	CALÇO DE AFINAÇÃO 57mm ID x 70mm OD x 2.77mm Thk
12		84223652		1	PERNO 50mm OD x 151mm L Dump Link To Coupler
13		219-1		7	COPO DE LUBRIFICAÇÃO 1/8" - 27 NPTF

580N-RETRO-CARREGADORA (BRASIL)

88.088.03		p1	1/2017

DIA KIT, PARTS TO BE ORDERED FROM P AND C TO

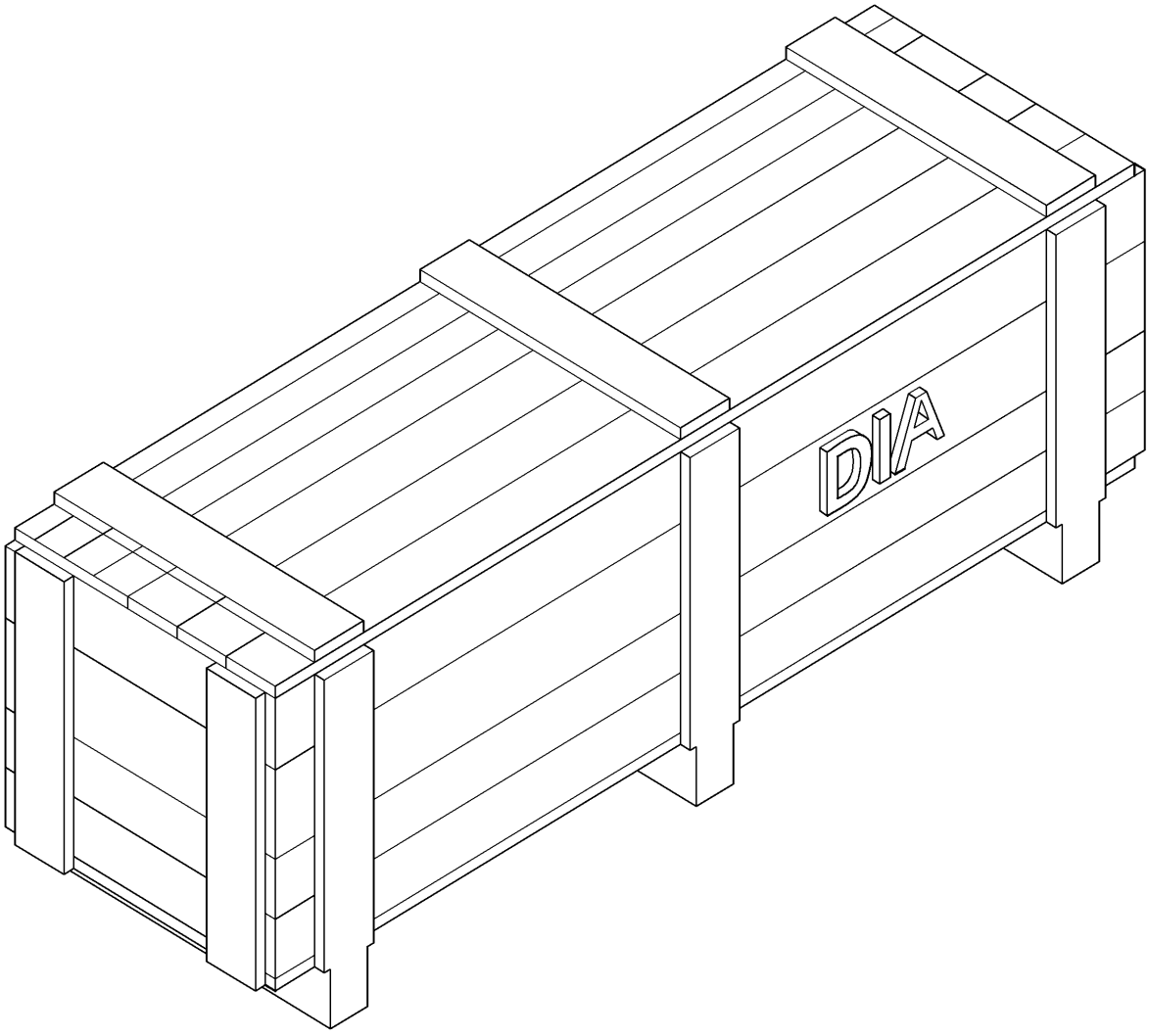

DIA KIT, PARTS TO BE ORDERED FROM P AND C TO

REF	FN	PART NUMBER	YR/SN	QTY	DESCRIPTION
1		84376314		1	KIT DE SERVIÇO Parts To Be Ordered From P And C To, Incl 2 - 3
2		84376313		1	CONJUNTO Valve Section Pilot Controls
3		87366515		1	VÁLVULA HIDRÁULICA Kit, Section Pilot Controls

580N-RETRO-CARREGADORA (BRASIL)

88.088.04		p1	1/2017

DIA KIT, UNI-DIR, W/MC, EHOE

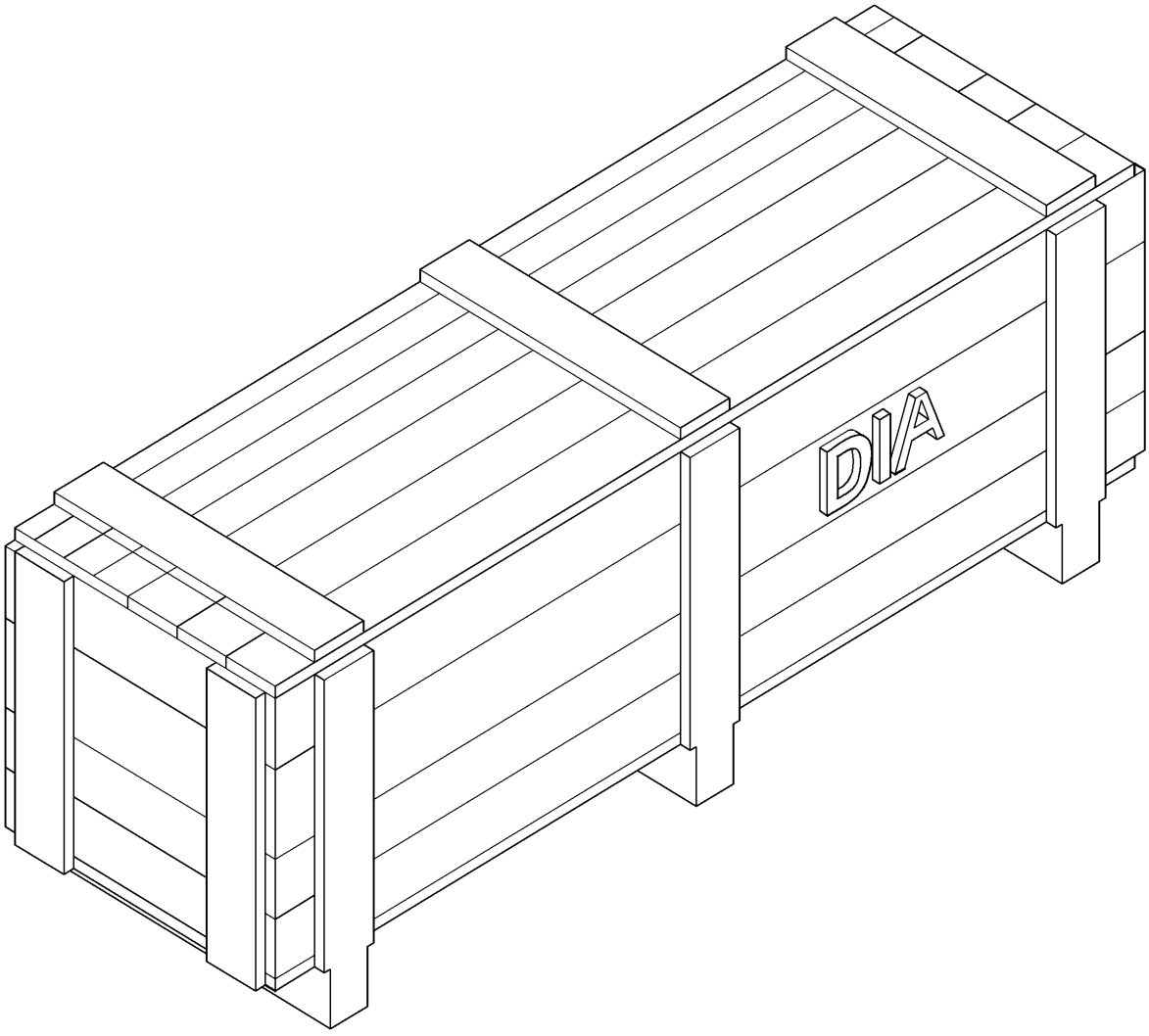

DIA KIT, UNI-DIR, W/MC, EHOE

REF	FN	PART NUMBER	YR/SN	QTY	DESCRIPTION

580N-RETRO-CARREGADORA (BRASIL)

88.090.01		p1	1/2017

DIA KIT, CANOPY DELUXE CONVERSION NARROW AND WIDE

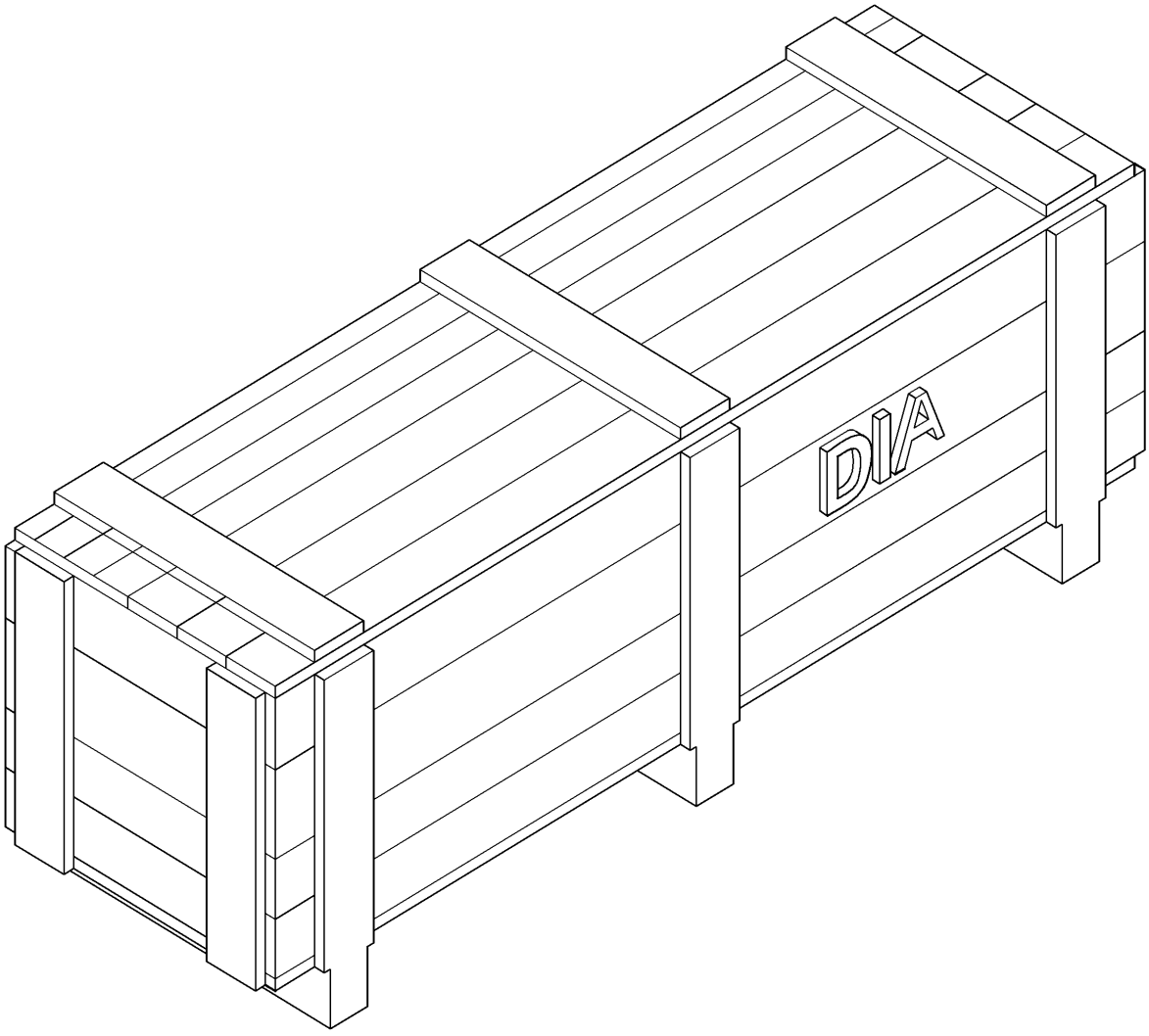

DIA KIT, CANOPY DELUXE CONVERSION NARROW AND WIDE

REF	FN	PART NUMBER	YR/SN	QTY	DESCRIPTION
1		87729468		1	KIT DEPOT ASSEMBLING Canopy Deluxe Convert, Narrow and Wide, Incl 2 - 46
2		{84191916}		1	Instruction, Installation
3		448607A1		1	VIDRO Windshield Tempered
4		448608A1		1	VIDRO Front Windshield LH
5		448609A1		1	VIDRO Front Windshield RH
6		391827A1		28	ESPAÇADOR 11.1mm D
7		382677A1		2	SEAL, GLASS Trim, Lower Edge Protective
8		279482A1		2	CLAMP Upper Windshield
9		151-516		2	REBITE Pop, 1/8" x .775"
10		431583A1		1	PANEL Roof Foam - Front
11		431584A1		1	PANEL Roof Foam - Rear
12		87669381		1	MOTOR LIMPA PÁRA-BRI 12V
13		87669391		1	BRACO LIMPA-PARABRIS Single, 550mm L
14		87669761		1	ESCOVA LIMPA PÁRA-BR 600mm L
15		120056		2	PARAFUSO M6 x 1.0 x 54.15mm, Cl 8.8
16		349-109		1	PRIMÁRIO Adhesive, Essex 43518 Glass 1L
17		349-110		1	PRIMÁRIO Adhesive, Essex 43520a Glass 1L
18		349-108		1	PRIMÁRIO Adhesive, Essex 43548 Metal 1L
19		{345-616}		1	Adhesive Essex 57302 Hi-Vis Urethane
20		364180A1		1	PROTECTOR SOLAR Scissor
21		409618A1		2	CHAPA Visor Mounting
22		E43769		1	VAPORIZADOR Nozzle - Windscreen Shieldgicleur
23		87637384		1	PASSA-FIOS 35mm OD, 9mm ID, 12mm L Washer Hose
24		87694305		1	CONSOLA Front W-Washer Resistor
25		87726574		1	CABLAGEM Options, Front Console
26		87748047		1	VEDANTE 78mm ID x 106.6mm OD x 7mm Thk Grommet, Console
27		87675209		1	RESERVAT. DE LIMPA-V American Society for Metals, Fluid
28		386785A1		1	COMANDO LIMPA PÁRA-B Rockerfront
29		386787A1		1	COMANDO LAVA PÁRA-BR Rockerfront

580N-RETRO-CARREGADORA (BRASIL)

88.090.01		p2	1/2017

DIA KIT, CANOPY DELUXE CONVERSION NARROW AND WIDE

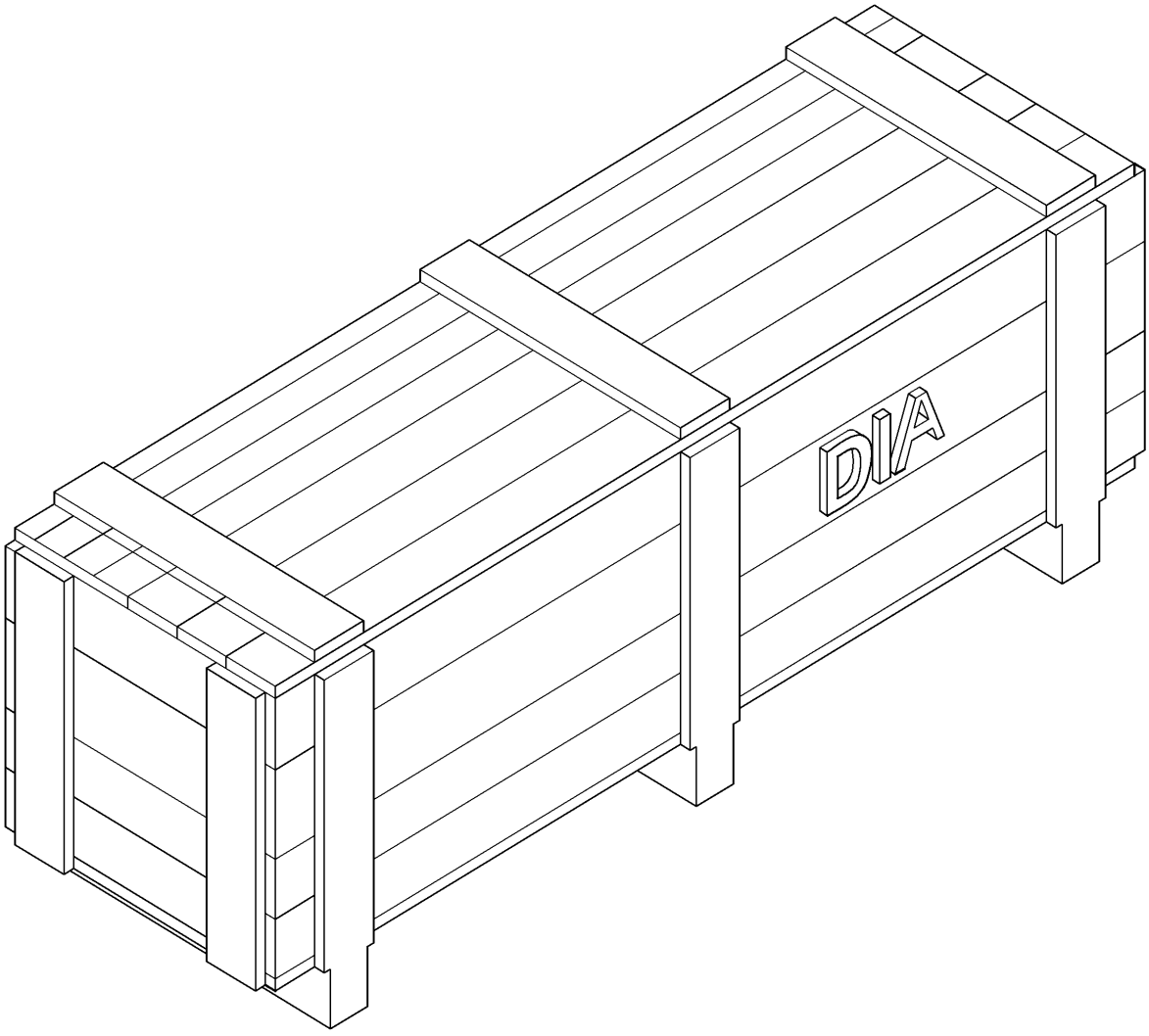

DIA KIT, CANOPY DELUXE CONVERSION NARROW AND WIDE

REF	FN	PART NUMBER	YR/SN	QTY	DESCRIPTION
30		87699640		1	MANGUEIRA DO LAVADOR 3.56 mm ID, 4.37 mm ID x 700.00 mm, SAE J1037 Front
31		87310085		4	PARAFUSO HWH, M10 x 25.4mm Stainless Steel
32		396516A1		2	SCREW,POINTED Special
33		395795A1		1	CINTA Micropore
34		395796A1		1	DÍSTICO Sealant, Sb-190, Everseal 10.3 Oz
35		86517328		2	ANILHA DE RETENÇÃO 6.1mm ID x 11.8mm OD x 1.7mm Thk Helical Spring Lock 6 Reg Znm
36		87441758		1	TAMPÃO Round Vinyl
37		86633351		1	BRACADEIRA MANGUEIRA 4.25" - 5.12", Worm Gear Worm Gear Head
38		87491347		1	SUPORTE Reservoir Mounting
39		86625139		2	TAMPÃO Plug, Dome 1.187 Hole Black Nylon Case
40		120104		5	PARAFUSO Hex, M8 x 1.25 x 20mm, Cl 8.8
41		412250		2	PORCA M8 x 1.25, Cl 8 P/T Non-Metal
42		86625074		3	PORCA-MOLA Multi-Thd, M8 x 1.25 Multi-Thread Short H case
43		86624184		5	ANILHA 9mm ID x 16mm OD x 1.6mm Thk
44		87714240		1	MANGUEIRA CONJUNTO Canopy Infinite, Washer Bottle Deluxe
45		84190157		1	CAPOTA Assembly, Deluxe Narrow
46		84190158		1	CAPOTA Assembly, Deluxe Wide

SECTION INDEX

Plataforma, cabine, lataria e adesivos

90.100.02	01	**CAPÔ - PAINÉIS, LATERAIS**
90.100.04	01	**CAPÔ - GRADE**
90.100.09	01	**PAINEL DE INSTRUMENTOS, DIANTEIRO - COBERTURAS**
90.100.10	01	**PAINEL DE INSTRUMENTOS, LATERAL - COBERTURAS (LADO DIREITO)**
90.100.11	01	**PAINEL DE INSTRUMENTOS, SUPORTE**
90.100.11	02	**PAINEL DE INSTRUMENTOS, CONSOLE E TAMPAS**
90.108.01	01	**DECALQUES**
90.108.01	02	**DECALQUES**
90.108.09	02	**DECALQUES - PORTUGUÊS**
90.108.09	03	**DECALQUES - ESPANHOL**
90.108.09	05	**DECALQUES - PORTUGUÊS**
90.108.09	06	**DECALQUES - ESPANHOL**
90.116.01	01	**PÁRA-LAMA**
90.116.08	01	**FENDER EXTENSIONS**
90.118.01	01	**CHAPAS DO PISO**
90.120.00	01	**ASSENTO DO OPERADOR - MONTAGEM**
90.120.01	01	**ASSENTO DO OPERADOR**
90.120.01	02	**ASSENTO DO OPERADOR**
90.120.02	01	**BANCO DO OPERADOR SEM SUSPENSÃO - COM APOIO DE BRAÇO (VINIL)**
90.120.03	01	**BANCO DO OPERADOR COM SUSPENSÃO - COM APOIO DE BRAÇO (VINIL)**
90.120.04	01	**ASSENTO - SUPORTE**
90.120.04	02	**CONJUNTO DO ASSENTO, SUSPENSÃO MECÂNICA**
90.120.05	01	**ASSENTO DO OPERADOR - SUSPENSÃO A AR**
90.120.05	02	**ASSENTO DO OPERADOR - SUSPENSÃO A AR**
90.120.06	01	**CONJUNTO DO ASSENTO STANDARD - SUPORTE**
90.120.10	01	**CAIXA DE FERRAMENTAS - KIT INSTALAÇÃO RETRO (ACOPLAMENTO TRASEIRO)**
90.120.12	01	**BOLSA DE FERRAMENTAS**
90.150.01	01	**CABINE - TAPETES**
90.150.02	01	**CABINE - INSTALAÇÃO**
90.150.02	02	**CABINE - REVESTIMENTOS E TAMPAS**
90.150.03	01	**CABINE - ESTRUTURA**
90.150.03	02	**CABINE - ADORNOS E COBERTURAS**
90.150.04	01	**CABINE - TETO**
90.150.05	01	**CABINE - TETO, FILTRO, DIFUSORES E LÂMPADA**
90.150.08	01	**TOLDO - INSTALAÇÃO**

SECTION INDEX

Plataforma, cabine, lataria e adesivos

90.150.09	01	**TOLDO, ROPS - ESTRUTURA, COBERTURAS, ESPELHOS, VISOR**
90.150.10	01	**TOLDO, ROPS - DELUXE**
90.150.11	01	**TOLDO, ROPS - FORROS**
90.150.12	01	**TOLDO, ROPS - FORROS**
90.150.13	01	**TOLDO, ROPS - FORROS**
90.154.02	01	**CABINE - PORTAS**
90.154.07	01	**CABINE - MONTAGEM DAS PORTAS**
90.156.01	01	**CABINE - VIDROS**
90.156.02	01	**TOLDO E ROPS - VIDROS**
90.156.03	01	**CABINE - JANELA, TRASEIRA**
90.156.04	01	**CABINE - JANELA, LADO DIREITO, PARA CABINES COM PORTA ÚNICA**
90.156.05	01	**CABINE - VIDROS, ESPELHOS E TRAVAS**
90.158.01	01	**CABINE - JANELA DIREITA**
90.158.02	01	**CABINE - JANELA ESQUERDA**
90.160.01	01	**CABINE, ADORNO, INTERNO - STD**

90.100.02	01	p1	1/2017

CAPÔ - PAINÉIS, LATERAIS

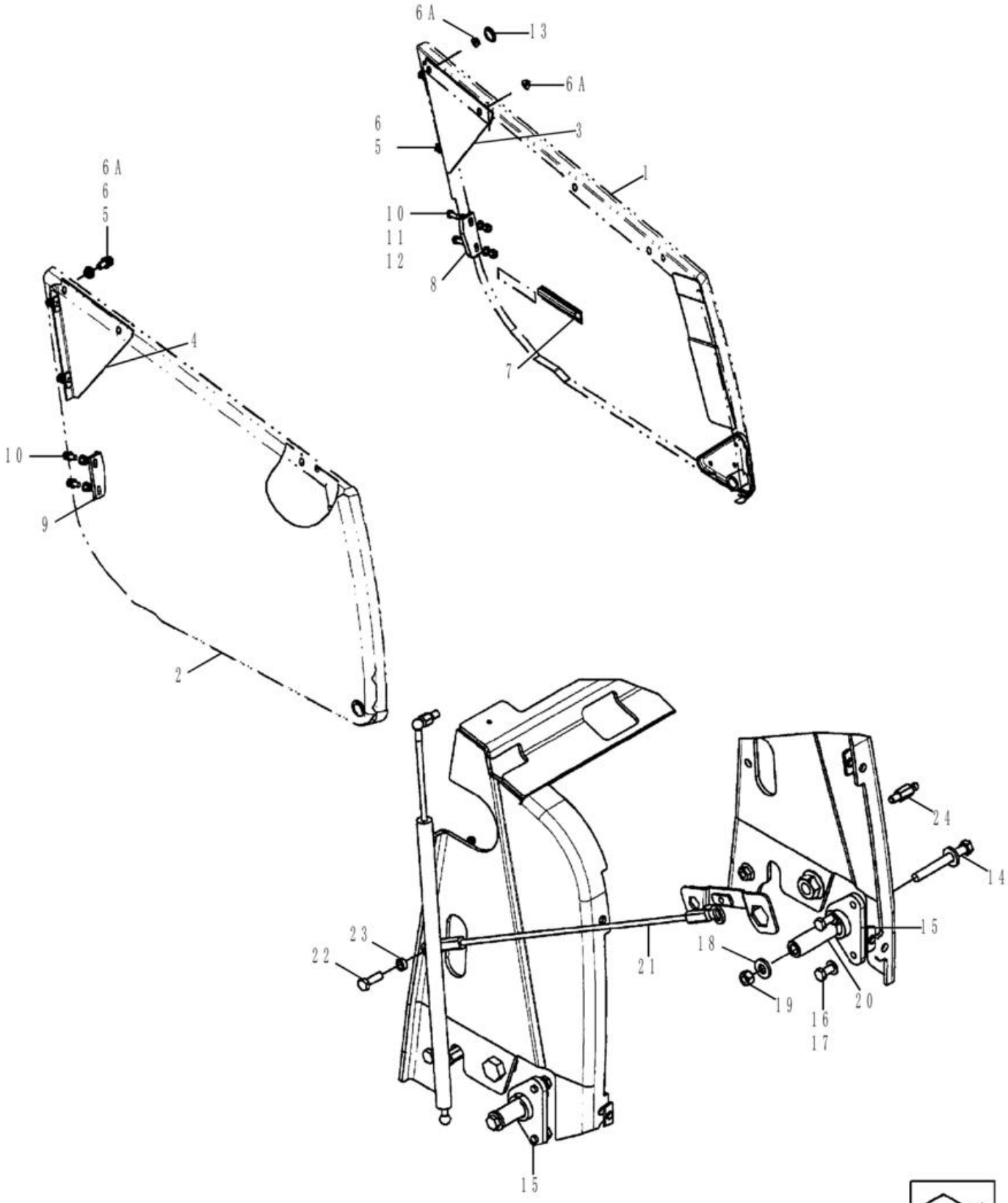

CAPÔ - PAINÉIS, LATERAIS

REF FN	PART NUMBER	YR/SN	QTY	DESCRIPTION
1	87444148		1	PAINEL LATERAL Left-Hand
2	87444147		1	PAINEL LATERAL Right-Hand
3	362609A1		1	SUPORTE LH
4	362607A1		1	SUPORTE RH
5	614-10025		8	PARAFUSO Hex, M10 x 1.5 x 25mm, Cl 8.8
6	87655046		8	ANILHA ESPECIAL 10.65mm ID x 23mm OD x 2.2mm Thk
6A	825-2410		4	PORCA FLANGEADA M10 x 1.5, Flg, Cl 8
7	183168A1		1	PEGA Left-Hand
8	D143715		1	SUPORTE Guide, Left-Hand
9	D143714		1	SUPORTE Guide, Right-Hand
10	614-10025		4	PARAFUSO Hex, M10 x 1.5 x 25mm, Cl 8.8
11	895-11010		8	ANILHA 11mm ID x 20mm OD x 2mm Thk
12	832-10410		4	PORCA M10 x 1.5, Cl 8
13	D140267		2	TAMPÃO
14	814-12100		2	PARAFUSO Hex, M12 x 1.75 x 100mm, Cl 8.8
15	87606502		2	ARTICULAÇÃO
16	614-10020		4	PARAFUSO Hex, M10 x 1.5 x 20mm, Cl 8.8, Full Thd
17	87655046		4	ANILHA ESPECIAL 10.65mm ID x 23mm OD x 2.2mm Thk
18	86625256		4	ANILHA 13.3mm ID x 28.5mm OD x 4mm Thk
19	829-1412		2	PORCA M12, Cl 10.9
20	87412060		2	TUBO 13.5 mm ID x 25.36 mm OD x 76 mm L
21	144908A2		1	CABO 638mm L
22	614-10030		1	PARAFUSO Hex, M10 x 1.5 x 30mm, Cl 8.8, Full Thd
23	D143417		1	ESPAÇADOR 10.31mm ID x 15.88mm OD x 6.4mm L
24	87561131		2	RÓTULA M10 x 1.5mm x 48mm L

90.100.04	01	p1	1/2017

CAPÔ - GRADE

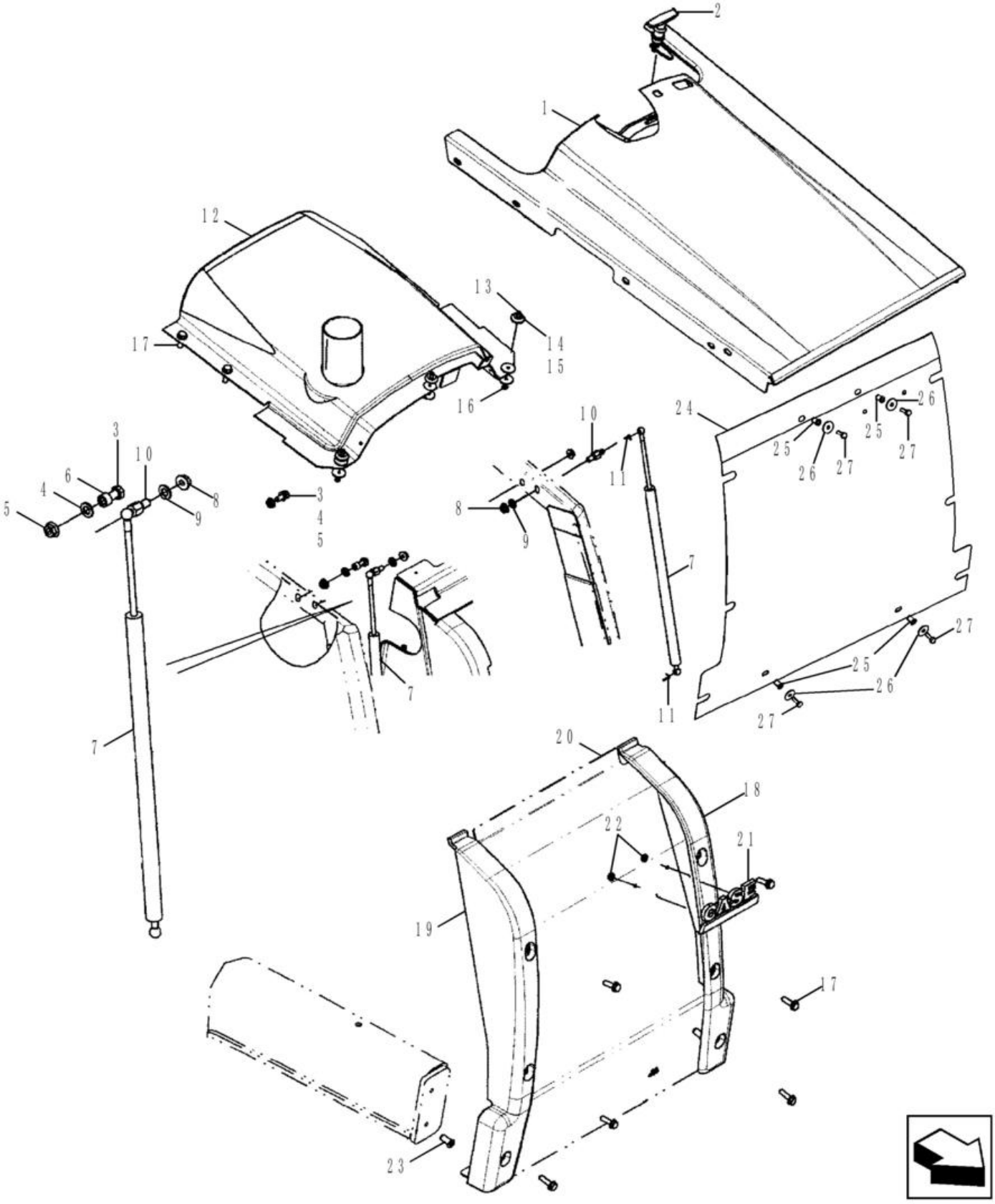

CAPÔ - GRADE

REF	FN	PART NUMBER	YR/SN	QTY	DESCRIPTION
1		87594903		1	CAPOT DO MOTOR Tilt
2		175599A1		1	TRINCO
3		614-10025		4	PARAFUSO Hex, M10 x 1.5 x 25mm, Cl 8.8
4		87655046		4	ANILHA ESPECIAL 10.65mm ID x 23mm OD x 2.2mm Thk
5		825-2410		4	PORCA FLANGEADA M10 x 1.5, Flg, Cl 8
6		396605A1		1	ESPAÇADOR 10.31mm ID x 15.88mm OD x 10mm L
7		114980A1		2	CILINDRO DE GÁS Spring; Counterbalance
8		825-2410		2	PORCA FLANGEADA M10 x 1.5, Flg, Cl 8
9		87655046		2	ANILHA ESPECIAL 10.65mm ID x 23mm OD x 2.2mm Thk
10		139363A1		2	RÓTULA M10 x 1.5mm x 42mm L Stud
11		F44883		4	FIXADOR DIN 71805 - S10
12	1	87545557		1	CAPOT DO MOTOR Fixed
12	2	87439448		1	PLATE ASSY. Fixed
13		440-11014		3	PARAFUSO Cross Pan Hd, #10-24 x 7/8"
14		109879A1		3	ESPAÇADOR 5.5mm ID x 30mm OD
15		185325A1		8	ESPAÇADOR 5.5mm ID x 30mm OD x 2mm L
16		231-14109		3	CONTRAPORCA #10-24, GB
17		392828A2		10	PARAFUSO M10-1.5 x 40mm L W/CAPTURED WASHER With Washer, M10 x 40
18		87719497		1	PÁRA-CHOQUES LH Front
19		87719495		1	PÁRA-CHOQUES RH Front
20		87585167		1	GRELHA DE RADIADOR Dianteiro, Para Emblema 580N
20		47965524		1	FILTRO ; PROTECÇÃO Dianteiro, Para Emblema Águia
21		84478049		1	EMBLEMA CASE, 580N
21		47948165		1	EMBLEMA CASE, Águia
22		131-431		2	PORCA DE PRESSÃO Self, Threading, 1/4"
23		87417721		2	CASQUILHO ROSCADO M10 x 1.5-6H x 29 L

(1) Para Motor Aspirado

(2) Para Motor Turbo

90.100.04	01	p2	1/2017

CAPÔ - GRADE

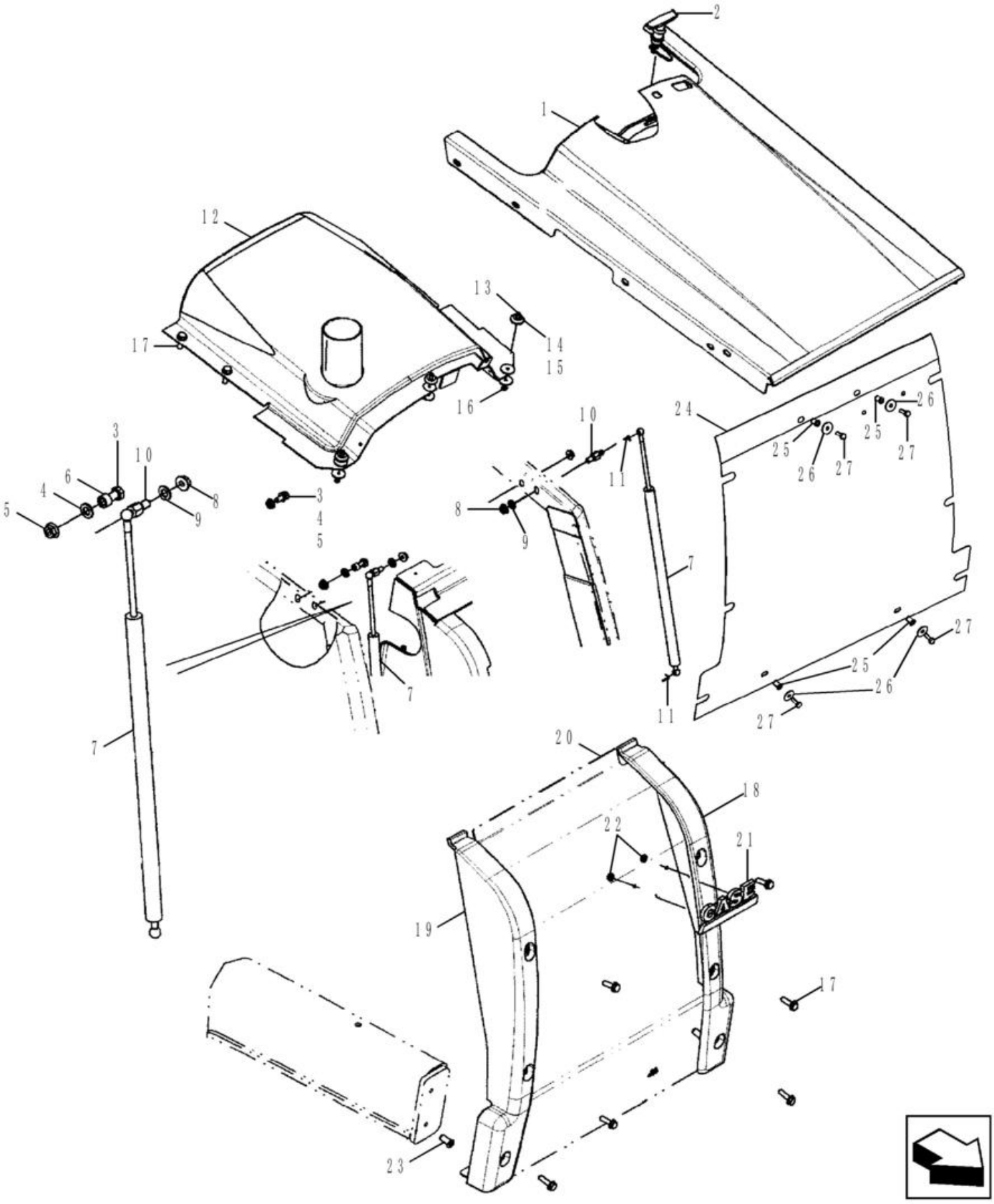

CAPÔ - GRADE

REF FN	PART NUMBER	YR/SN	QTY	DESCRIPTION
24	87726055		1	FILTRO ; PROTECÇÃO 1.90mm Perforation Chaff
25	255447A1		4	CASQUILHO ROSCADO
26	257382A1		4	ANILHA 6.6mm ID x 25mm OD x 1.6mm Thk 6.6 x 25 x 1.6 mm
27	257381A1		4	PARAFUSO 1/4 NF x 3/4

90.100.09	01	p1	1/2017

PAINEL DE INSTRUMENTOS, DIANTEIRO - COBERTURAS

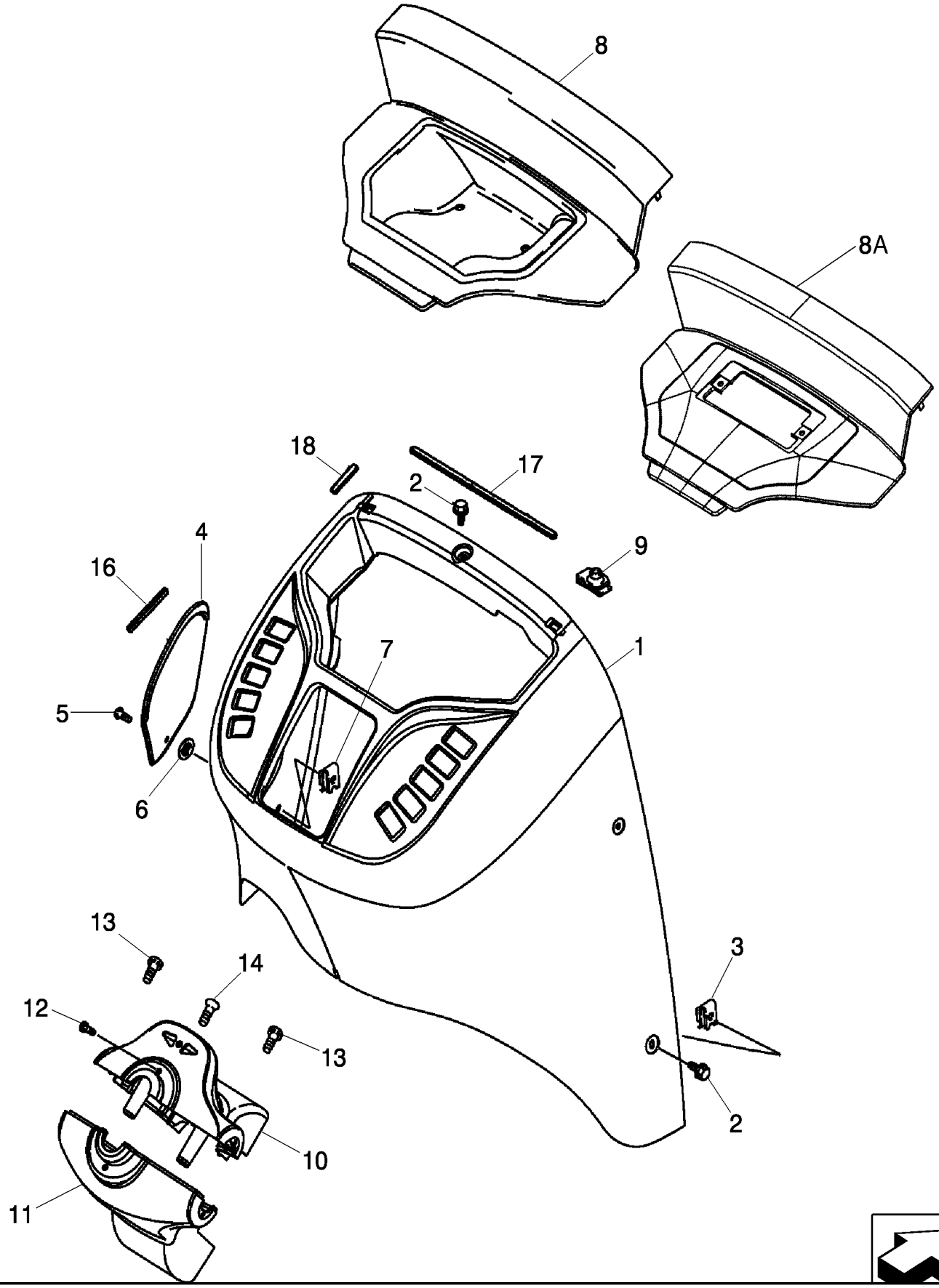

PAINEL DE INSTRUMENTOS, DIANTEIRO - COBERTURAS

REF FN	PART NUMBER	YR/SN	QTY	DESCRIPTION
1	355827A2		1	CONSOLA Front; Standard; If Used, Canopy
1	87694305		1	CONSOLA Dianteiro, Cab Deluxe, Se Equipado, Até chassi
1	47954940		1	CONSOLA Dianteiro, Cab, A partir do chassi
2	87310152		6	PARAFUSO M6 x 16 Full SST BLO Hex Flange, M6 x 16, Stainless Steel
3	833-40406		6	PORCA M6, U
4	360244A1		1	COBERTURA Acesso Fusível, Até chassi
4	47954913		1	COBERTURA Acesso Fusível, A partir do chassi
5	87310086		1	PARAFUSO CABECA FLAN SI Pan Hd, #10 - 16 x 17mm, Stainless Steel Includes Washer, Stainless Steel
6	127009A1		1	CLIP,ELECTRICAL
7	131-861		1	PORCA-MOLA Tinn, U, #10-24
8	360245A2		1	COBERTURA Acesso Relé, Modelos sem Transmissão Powershift, Até chassi
8	47954916		1	TAPEÇARIA Acesso Relé, A partir do chassi
8A	363227A2		1	COBERTURA Relay Access; Models With Powershift Transmission
9	86625077		2	PORCA-MOLA J, Ret, #10-24
10	373689A2		1	COBERTURA Steering Column, Upper; Incl. Ref 10A - 10E; Components Not Illustrated
10	47605302		1	TAMPA CONJUNTO Usar com a coluna de direção 47575687
10A	360242A2		1	COBERTURA
10B	303465A2		1	FAROL 12V, 2W Blinker
10C	303466A1		1	SIMBOLOS SYMBOL RH Flasher
10D	303467A1		1	SIMBOLOS SYMBOL LH Flasher
10E	373693A1		1	PARAFUSO Torx, #8 - 18 x 7/16" Flat Head, No. 8 x 7/16
11	360243A2		1	COBERTURA Steering Column, Lower

90.100.09	01	p2	1/2017

PAINEL DE INSTRUMENTOS, DIANTEIRO - COBERTURAS

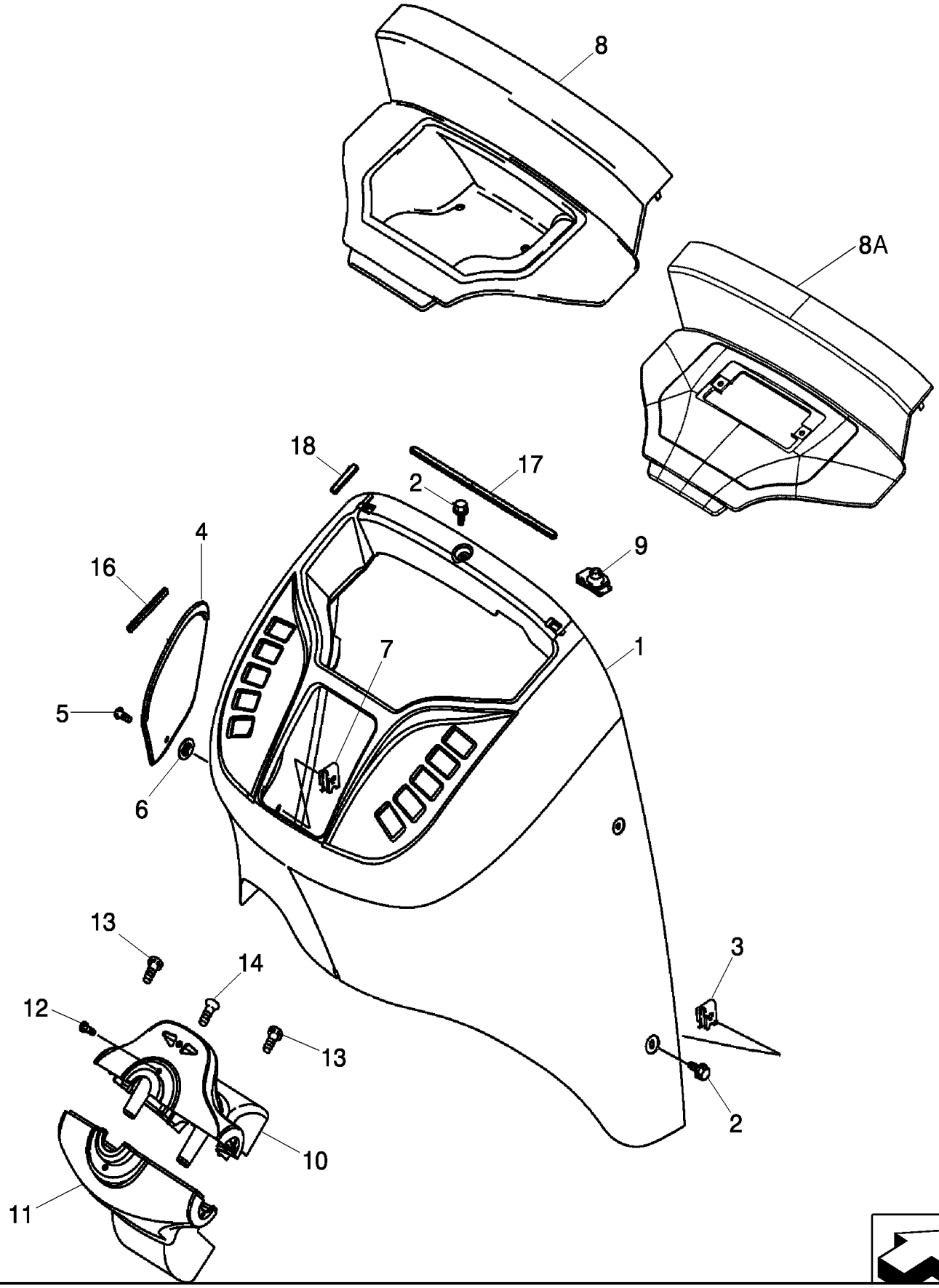

PAINEL DE INSTRUMENTOS, DIANTEIRO - COBERTURAS

REF FN	PART NUMBER	YR/SN	QTY	DESCRIPTION
12	87310124		2	PARAFUSO Phillips Drive, Pan HD, #10 - 24 x 1/2", SST No. 10 x 1/2, Stainless Steel
13	87310124		2	PARAFUSO Phillips Drive, Pan HD, #10 - 24 x 1/2", SST No. 10 x 1/2, Stainless Steel
14	87540980		1	PARAFUSO Phillips Drive, Pan HD, #10 - 16 x 1/2", SST No. 10-16 x 1/2, High Grade Stainless Steel
15	131-121		1	PORCA-MOLA Tinn, U, #10-24 (Not Shown)
16	414572A1		1	CINTA 100 mm, Adhesive Back
17	414034A1		1	CINTA 330mm 330 mm, Adhesive Back
18	414033A1		4	CINTA 60mm 60 mm, Adhesive Back

90.100.10	01	p1	1/2017

PAINEL DE INSTRUMENTOS, LATERAL - COBERTURAS (LADO DIREITO)

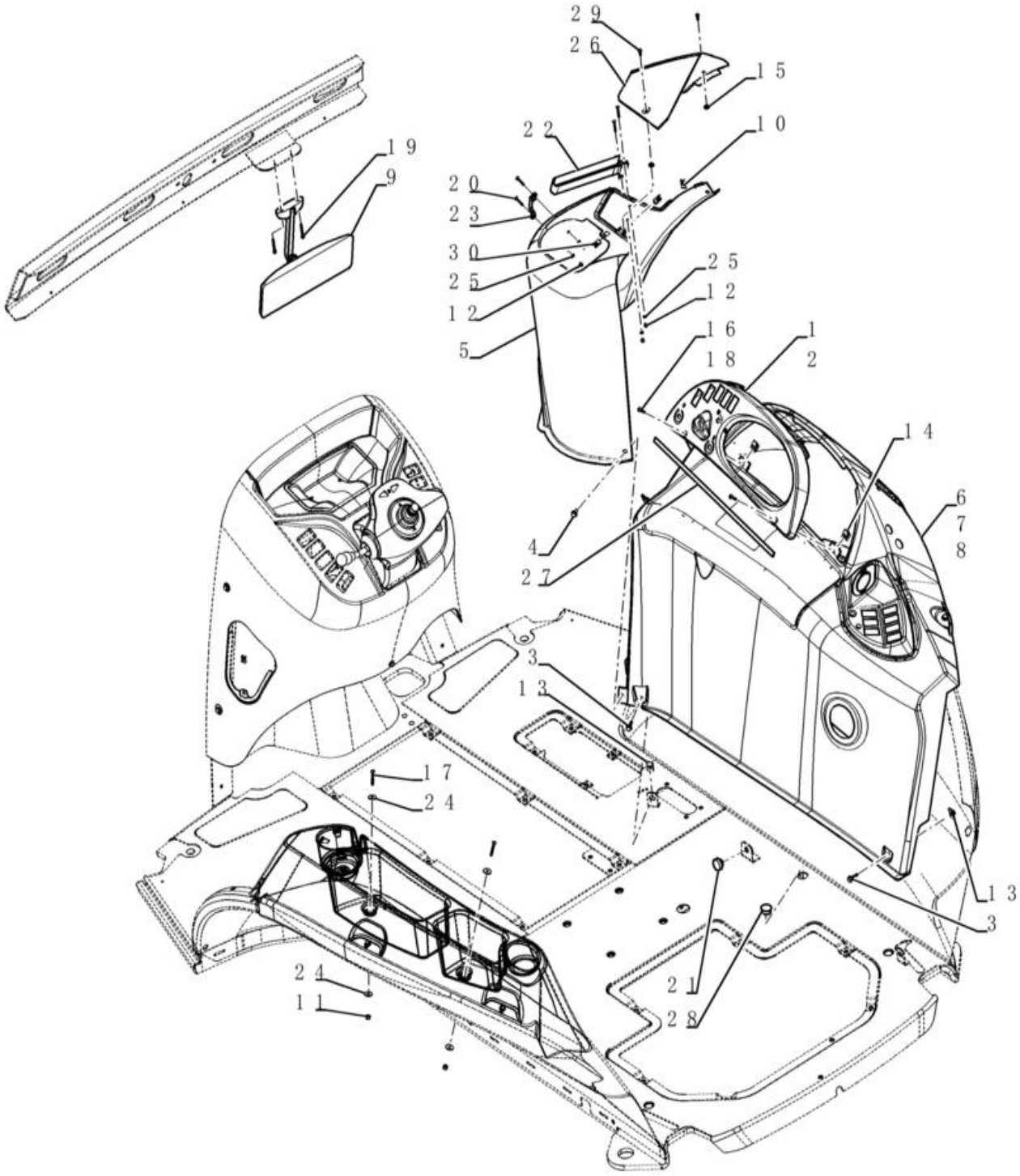

PAINEL DE INSTRUMENTOS, LATERAL - COBERTURAS (LADO DIREITO)

REF	FN	PART NUMBER	YR/SN	QTY	DESCRIPTION
1	1	390255A2		1	FRISO
2	2	391818A2		1	FRISO
3		87310098		1	PARAFUSO M6 x 20 Full SST BLO
4		13313217		11	PARAFUSO Pozidriv Oval Hd, Csk, M6 x 20mm, Cl 5.8, Full Thd
5		84328907		1	CONSOLA Para Cabine, Até chassi
5		47954934		1	TAPEÇARIA Para Cabine, A partir do chassi
5		87633581		1	CONSOLA Para Toldo
6		355198A2		1	CONSOLA Para Cabine, Até chassi
6		47954910		1	TAPEÇARIA Lateral Cabine Uma Porta, A partir do chassi
7		360250A2		1	CONSOLA Para Toldo, Até chassi
7		47954919		1	TAPEÇARIA Para Toldo Deluxe, A partir do chassi
9		87406924		1	ESPELHO RETROVISOR
10		131-861		4	PORCA-MOLA Tinn, U, #10-24
11		231-14109		2	CONTRAPORCA #10-24, GB
12		832-10404		4	PORCA M4 x 0.7, Cl 8.8
13		833-40406		18	PORCA M6, U
14		86625077		2	PORCA-MOLA J, Ret, #10-24
15		127009A1		3	CLIP,ELECTRICAL
16		87310126		4	PARAFUSO Phillips Drive, Pan HD, #10 - 24 x 3/4", SST
17		87310127		2	PARAFUSO Pan HD, #10 - 24 x 1", SST
18		87310128		2	PARAFUSO Pan Cross Recess Phillips, #10 - 24 x 57.20mm, Stainless
19		286-56520		2	PARAFUSO Cross Fil Hd, #10-24 x 1 1/4"
20		87310184		4	PARAFUSO Phillips Drive, Oval HD, M4 x 0.7 x 16mm, SST
21		L60224		1	PÁRA-CHOQUES
22		184726A1		1	TIRA DE FIXAÇÃO Fire Extinguisher Retaining Strap
23		182594A1		2	PEGA
24		87310146		4	ANILHA 5.16mm ID x 19.05mm OD x 1.55mm Thk

(1) Para Cabine

(2) Para Toldo

580N-RETRO-CARREGADORA (BRASIL)

90.100.10	01	p2	1/2017

PAINEL DE INSTRUMENTOS, LATERAL - COBERTURAS (LADO DIREITO)

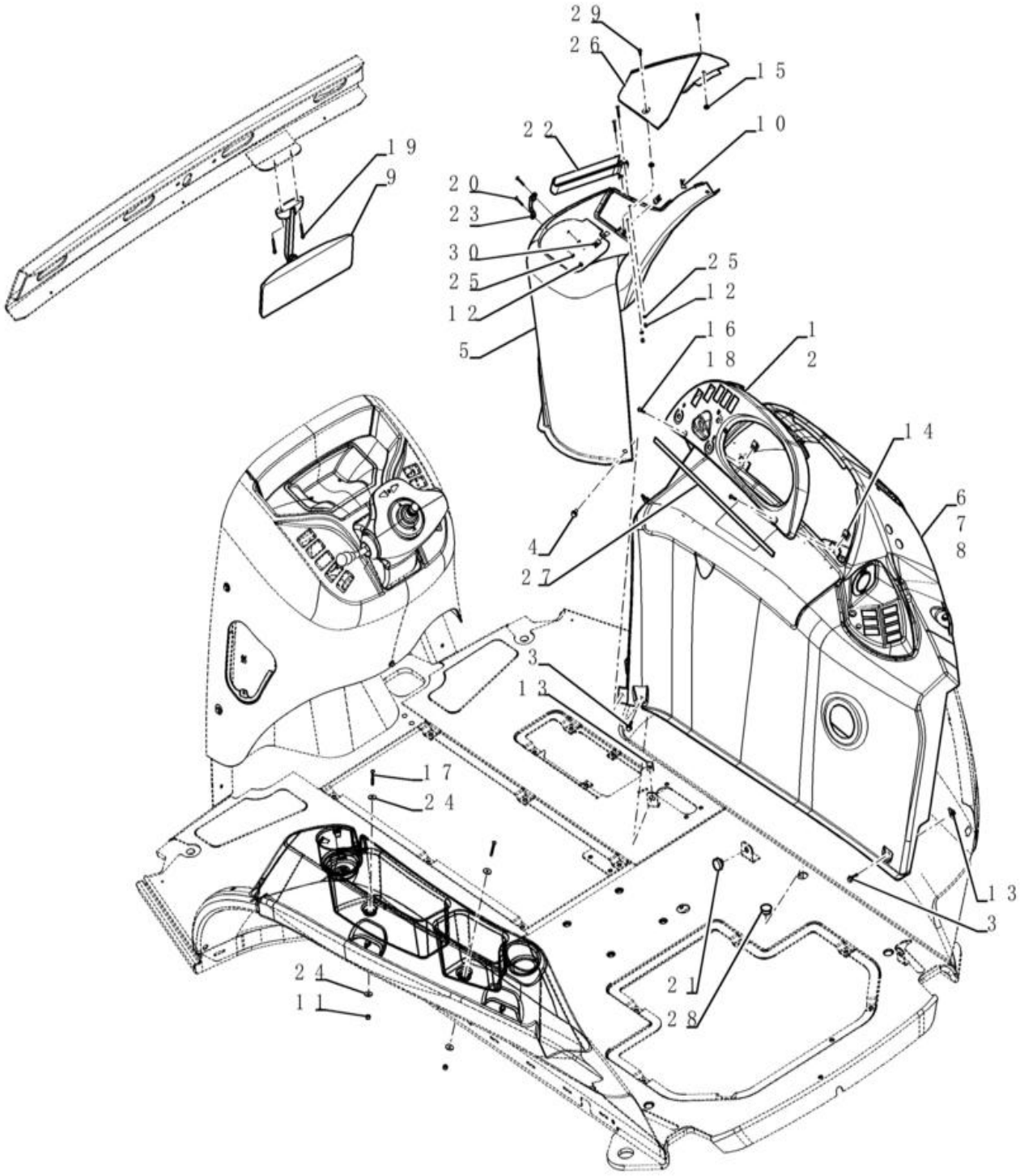

PAINEL DE INSTRUMENTOS, LATERAL - COBERTURAS (LADO DIREITO)

REF FN	PART NUMBER	YR/SN	QTY	DESCRIPTION
25	895-11004		4	ANILHA 4.3mm ID x 9mm OD x 0.8mm Thk
26	84328909		1	COBERTURA Painel Fusível, Até chassi
26	47945987		1	COBERTURA Painel Fusível, A partir do chassi
27	414071A1		1	TIRA VEDADORA 480mm
28	353-411		1	TAMPÃO Dome, 1.000" hole, Nylon
29	87399709		2	PARAFUSO DE ORELHAS Knurled, 10-24 x 1/2" L
30	131-121		1	PORCA-MOLA Tinn, U, #10-24

90.100.11	01	p1	1/2017

PAINEL DE INSTRUMENTOS, SUPORTE

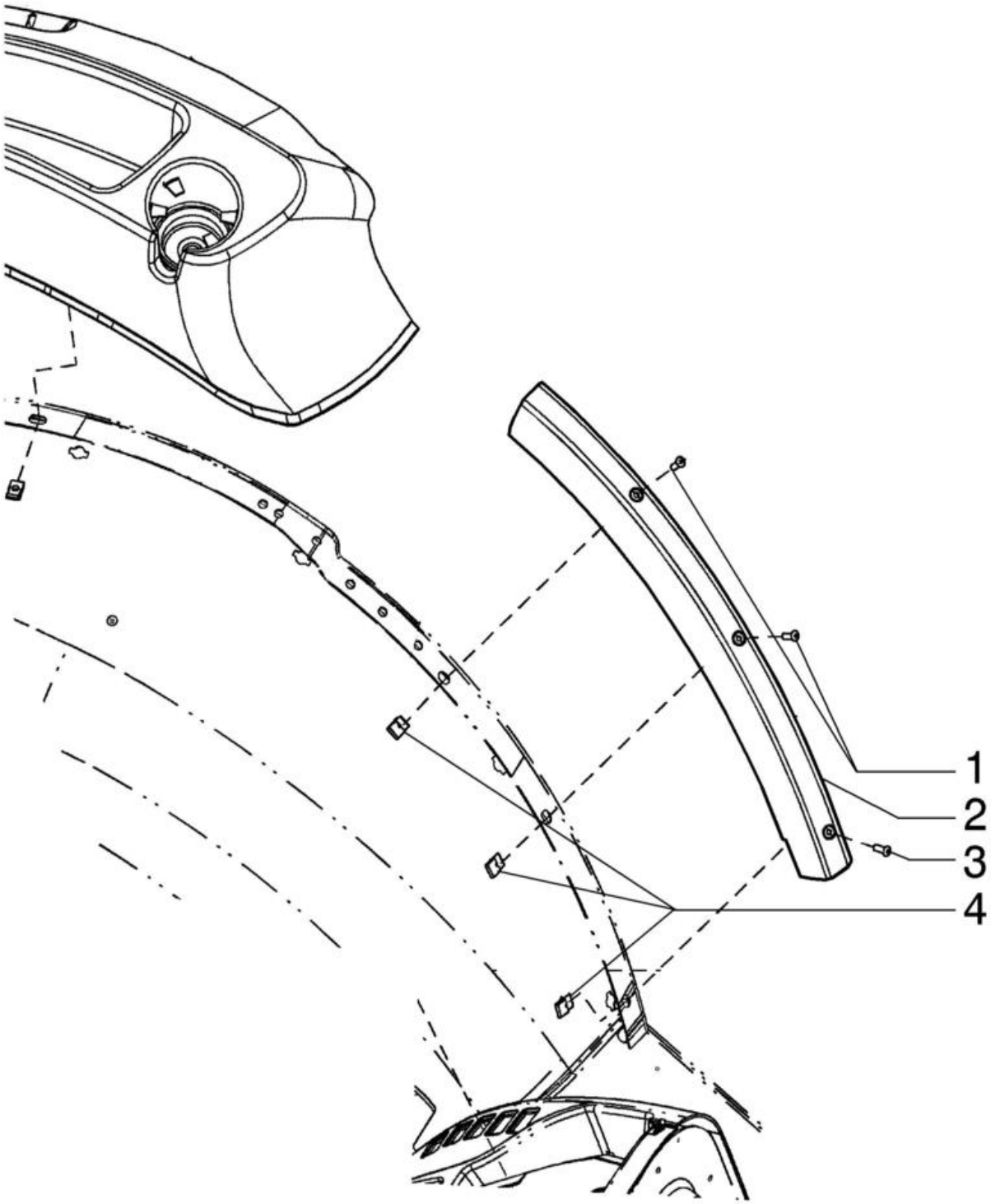

PAINEL DE INSTRUMENTOS, SUPORTE

REF FN	PART NUMBER	YR/SN	QTY	DESCRIPTION
1	87534992		2	PARAFUSO Pan Head, M10 x 28mm
2	397025A2		1	GUARNIÇÃO
3	87310126		1	PARAFUSO Phillips Drive, Pan HD, #10 - 24 x 3/4", SST
4	131-869		3	PORCA-MOLA Ret, J, #10-24

90.100.11	02	p1	1/2017

PAINEL DE INSTRUMENTOS, CONSOLE E TAMPAS

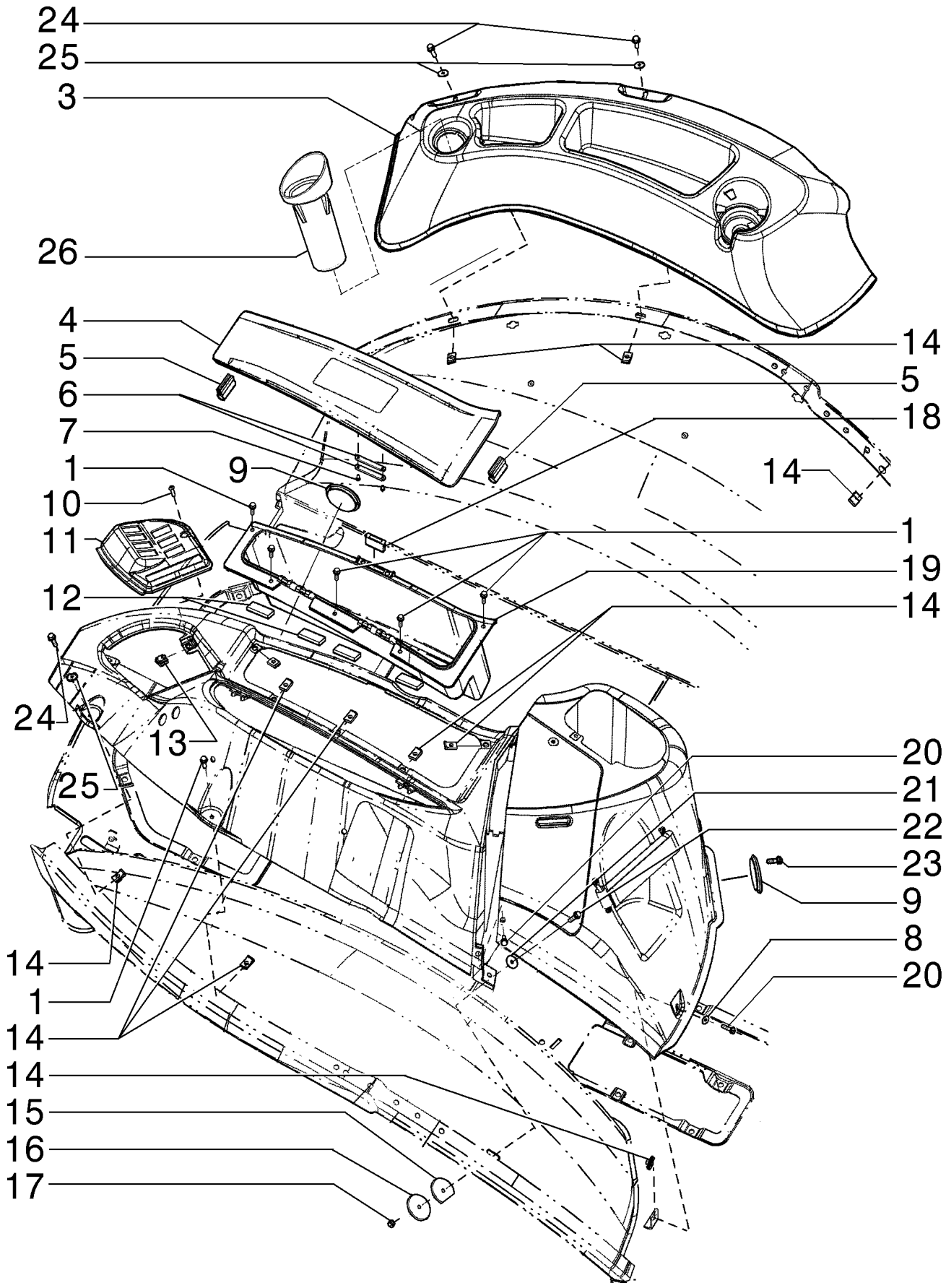

PAINEL DE INSTRUMENTOS, CONSOLE E TAMPAS

REF	FN	PART NUMBER	YR/SN	QTY	DESCRIPTION
1		87310098		11	PARAFUSO M6 x 20 Full SST BLO
2		87310186		2	ANILHA 6.6mm ID x 25mm OD x 1.6mm Thk
3	1	86992243		1	BANDEJA
3	2	86992247		1	BANDEJA
4		366633A3		1	TAMPA Até chassi
4		47954923		1	COBERTURA A partir do chassi
5		430471A1		2	VEDANTE 40mm L
6		375112A1		2	CHAPA BATENTE
7		440-1066		2	PARAFUSO Cross Pan Hd, #6-32 x 3/8"
8		86639315		1	ANILHA 6.6mm ID x 18mm OD x 1.6mm Thk
9		D93716		2	TAMPÃO 73.mm ID x 88.9mm OD
10		87310126		2	PARAFUSO Phillips Drive, Pan HD, #10 - 24 x 3/4", SST
11		353068A2		1	FRISO
12		414092A1		4	TIRA VEDADORA 100mm
13		131-861		1	PORCA-MOLA Tinn, U, #10-24
14		833-40406		8	PORCA M6, U
15		426334A1		1	ANILHA ESPECIAL 6.96mm ID x 50mm OD x 1.5mm Thk, Cl 5A
16		407660A1		1	ANILHA 6.96mm ID x 50mm OD x 1.5mm Thk
17		832-10406		1	PORCA M6 x 1, Cl 8
18		D127335		1	LINGUETA
19		366632A1		1	CAIXA DE FERRAMENTAS
19		47954921		1	GUARNIÇÃO LD, A partir do chassi
20		13313217		2	PARAFUSO Pozidriv Oval Hd, Csk, M6 x 20mm, Cl 5.8, Full Thd
21		895-15006		1	ANILHA 6.6mm ID x 25mm OD x 1.6mm Thk
22		844-6025		1	PARAFUSO Hvy Hex, M6 x 25mm, Cl 8.8
23		87310144		4	PARAFUSO Pan Head, M6 x 12.7mm
24		13313217		13	PARAFUSO Pozidriv Oval Hd, Csk, M6 x 20mm, Cl 5.8, Full Thd
25		85801991		15	ANILHA 6.3mm OD x 18mm ID x 4mm Thk
26		378742A3		1	CASQUILHO ; ENCAIXE

(1) Para Toldo

(2) Para Cabine

580N-RETRO-CARREGADORA (BRASIL)

90.108.01	01	p1	1/2017

DECALQUES NVT525 JOGO DE DECALQUE COMPLETO 580N

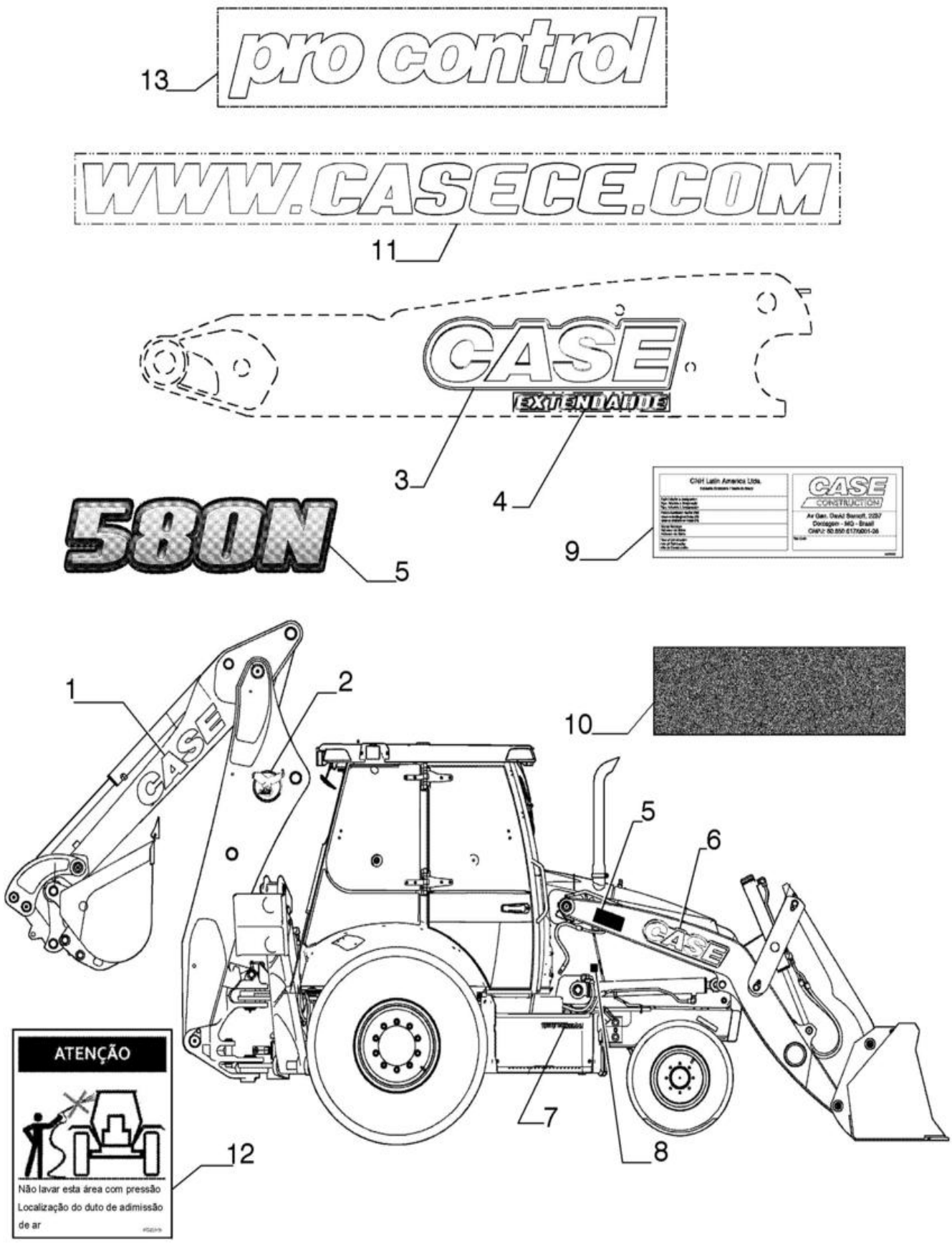

DECALQUES NVT525 JOGO DE DECALQUE COMPLETO 580N

REF FN	PART NUMBER	YR/SN	QTY	DESCRIPTION
1	84492069		2	DÍSTICO 200mm H x 786mm L Até chassi
1	48002470		2	DÍSTICO 819mm x 187mm H A partir do chassi
2	84495413		2	DÍSTICO 220mm Até chassi
3	84495419		2	DÍSTICO 834mm x 212mm H
4	84495411		2	DÍSTICO
5	84495423		2	DÍSTICO Até chassi
5	47920479		2	DÍSTICO A partir do chassi
6	84495417		2	DÍSTICO 170mm H x 668mm L Até chassi
6	47930875		2	DÍSTICO A partir do chassi
7	84493112		2	DÍSTICO
8	87747255		1	DÍSTICO
9	84279037		1	CHAPA PEQUENA
10	84319013		1	FITA ANTI-DESLIZAMEN
11	84468361		2	DÍSTICO 436mm x 27mm H
12	84580949		1	DECALQUE IMPORTANTE
13	84228433		2	DÍSTICO

580N-RETRO-CARREGADORA (BRASIL)

90.108.01	02	p1	1/2017

DECALQUES NVT525 JOGO DE DECALQUE COMPLETO 580N

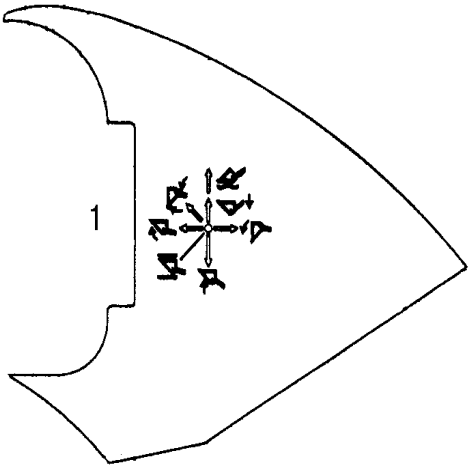



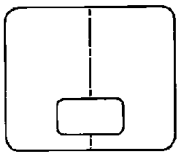



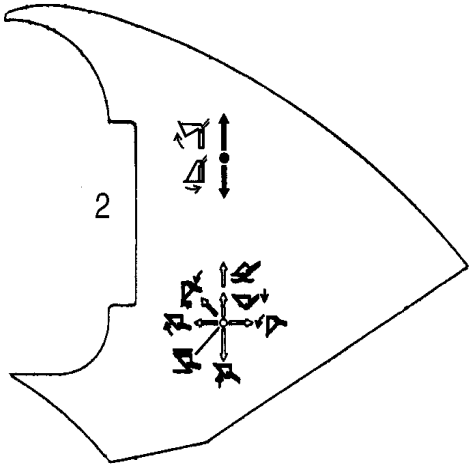







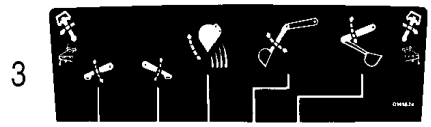

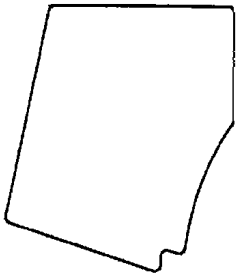



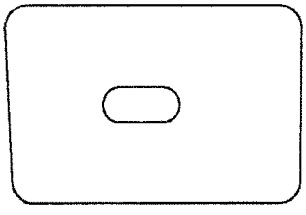

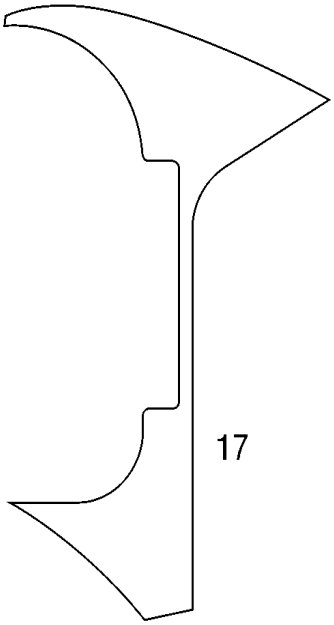

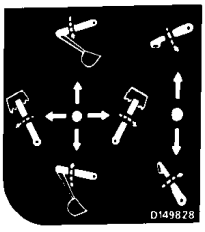

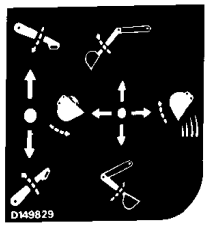

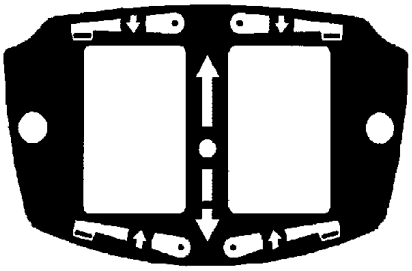



DECALQUES NVT525 JOGO DE DECALQUE COMPLETO 580N

REF	FN	PART NUMBER	YR/SN	QTY	DESCRIPTION
1		84237467		1	DÍSTICO Two Function Loader Control
2		84237478		1	DÍSTICO Three Function Loader Control
3		D149824		1	DECAL Upper; Standard Backhoe Control Pattern
4		D149825		1	DECAL Upper; Extendahoe Control Pattern; With Foot Swing
5		D149828		1	DECAL Upper; Standard Backhoe Control Pattern; With Hand Swing; Left-Hand Side Of Console
6		D149829		1	DECAL Upper; Standard Backhoe Control Pattern; With Hand Swing; Right-Hand Side Of Console
7		NS		2	PEÇA NÃO FORNECIDA Not Used
8		449842A1		2	REFLETOR 160mm x 50.8mm H - Red 2 x 6-5/16 in; Red, Reflector
9		192450A1		1	DECAL Clear Vinyl; Hood
10		D55216		2-11	ESPAÇADOR 2" x 9" 2 x 9 in
11		D80270		3-4	FITA ANTI-DESLIZAMEN 635mm / 25 Inch 635 mm (25 in); Canopy
11		87694065		1	FITA ANTI-DESLIZAMEN 676 mm (26.61 in); Toolbox
12		87719444		1	FITA ANTI-DESLIZAMEN Cab and Canopy
13		367848A2		1	ESPAÇADOR Anti-Skid; Canopy Models
14		75256993		4	DÍSTICO Tie Down
15		406723A1		1	DECAL Poly Film; Lockup Cover; Canopy Models
16		87423812		1	DÍSTICO Stabilizer Switch; Models With Pilot Controls
17		84292386		1	DÍSTICO Loader Control

580N-RETRO-CARREGADORA (BRASIL)

DECALQUES - PORTUGUÊS NVT525 JOGO DE DECALQUE COMPLETO 580N

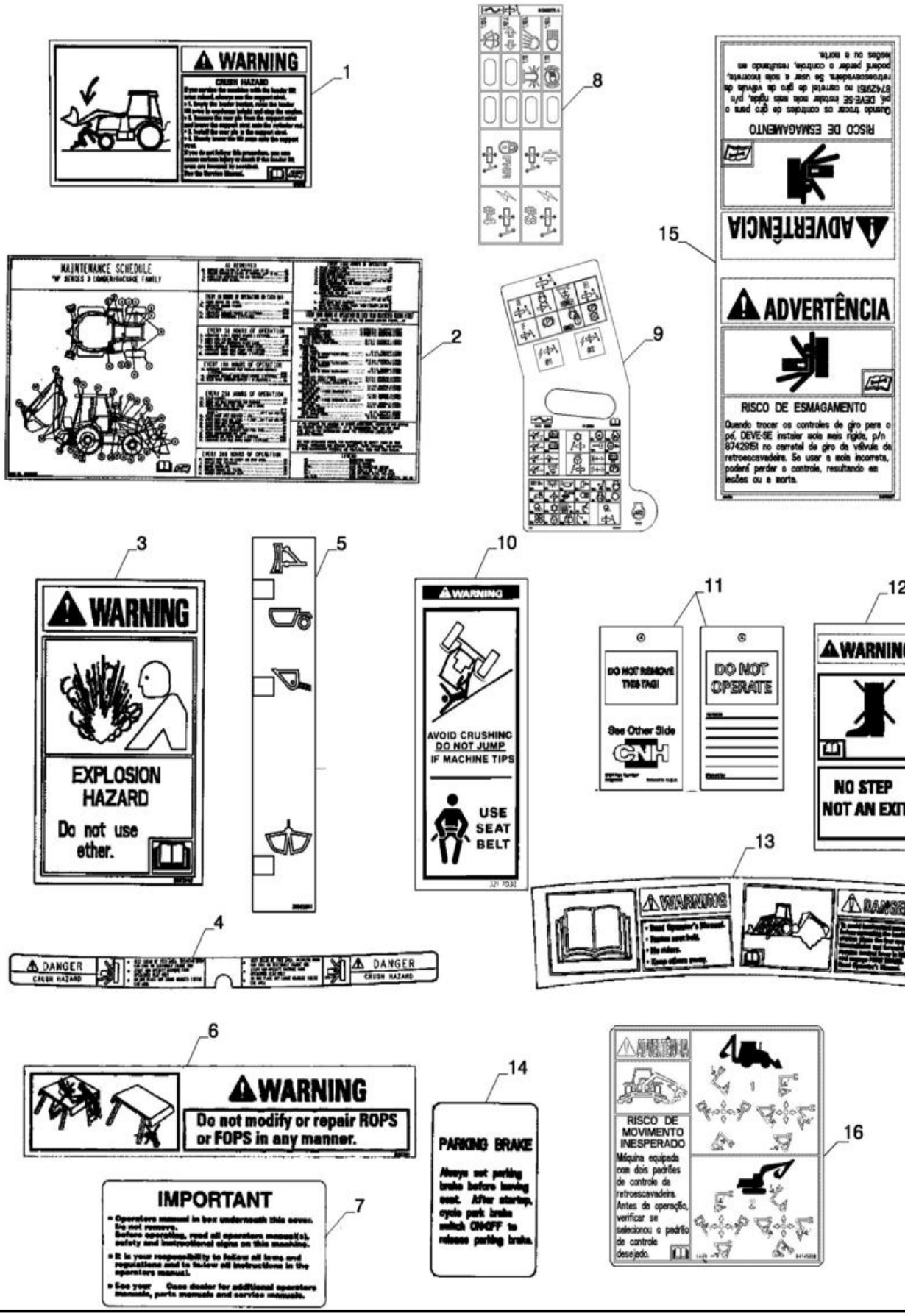

DECALQUES - PORTUGUÊS NVT525 JOGO DE DECALQUE COMPLETO 580N

REF	FN	PART NUMBER	YR/SN	QTY	DESCRIPTION
1		87413674		1	DÍSTICO Crush Hazard; Loader Arm Support Strut
2		84539575		1	DÍSTICO Tabela Manutenção, Até chassi
2		{48032820}		1	Tabela Manutenção, Português, A partir do chassi
2		{48051611}		1	Tabela Manutenção, Espanhol, A partir do chassi
3		8603095		1	DÍSTICO DE AVISO Explosion Hazard, Do Not Use Ether
4		87592654		1	DÍSTICO Crush Hazard
5		398658A1		1	DECAL Clam Bucket Position
6		84600740		1	DÍSTICO
7		148554A1		1	DÍSTICO Operator's Manual In Box Underneath This Cover; Glove Box Lid
8		84262076		1	DÍSTICO Fuse and Relay Standard Transmisson
9		84373235		1	DÍSTICO Fuse and Relay Mechanical Standard Transmission
10		124273A1		2	DECAL Avoid Crushing; Do Not Jump / Use Seat Belt
11		147783A1		1	ETIQUETA Do Not Operate
12		87595723		2	DÍSTICO No Step/Not An Exit; Canopy
13		87395724		1	CHAPA /Danger; Read the Operator's Manual
14		47584090		1	DÍSTICO Parking Brake
15		84149987		1	DÍSTICO
16		84149988		1	DÍSTICO
17		{47973716}		1	Não Ilustrado

580N-RETRO-CARREGADORA (BRASIL)

90.108.09	03	p1	1/2017

DECALQUES - ESPANHOL NVT525 JOGO DE DECALQUE COMPLETO 580N

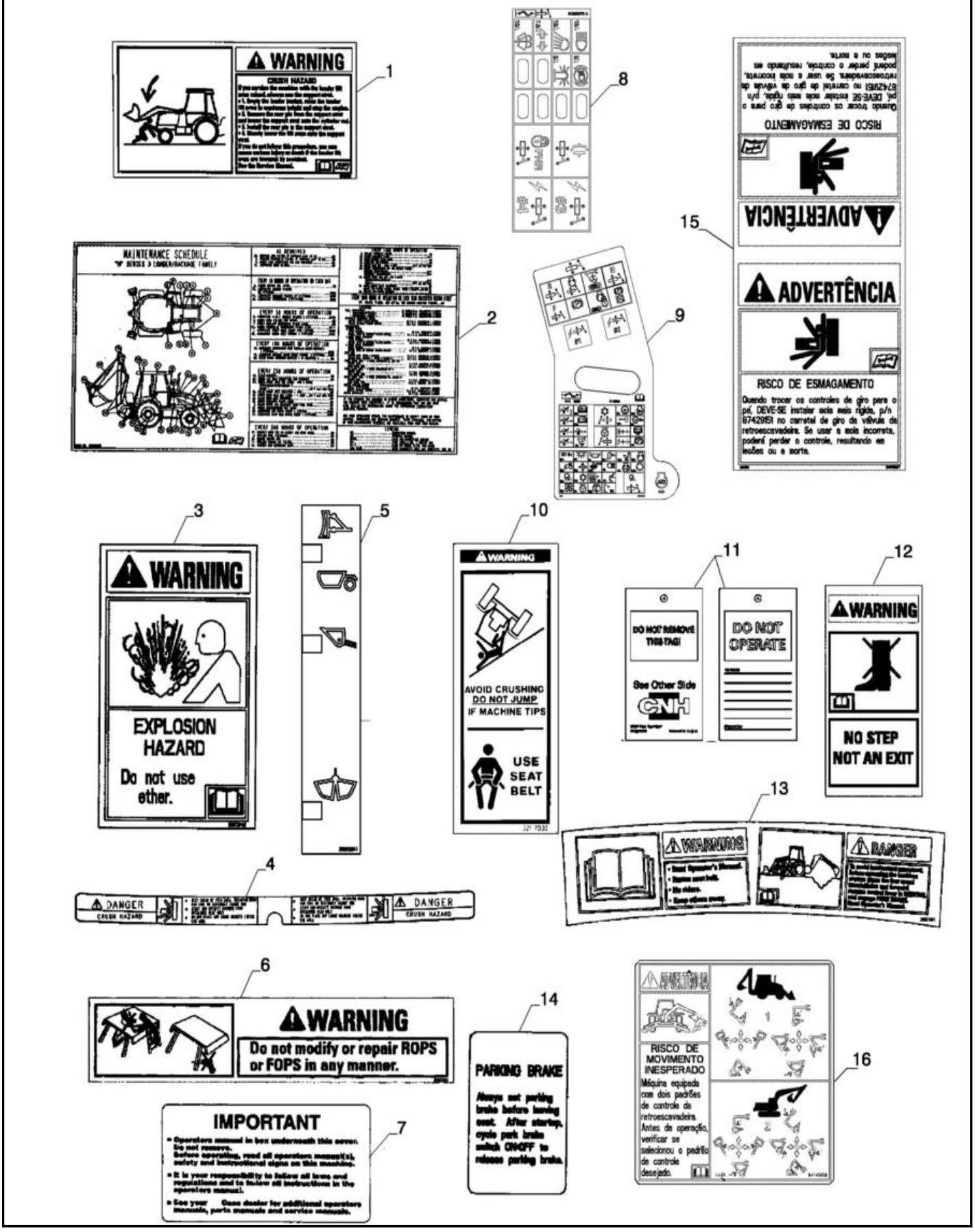

DECALQUES - ESPANHOL NVT525 JOGO DE DECALQUE COMPLETO 580N

REF	FN	PART NUMBER	YR/SN	QTY	DESCRIPTION
1		398576A1		1	DÍSTICO DE AVISO Crush Hazard; Loader Arm Support Strut
2		84263052		1	DÍSTICO Maintenance Schedule
3		8603094		1	DÍSTICO DE AVISO Explosion Hazard, Do Not Use Ether
4		86992981		1	DÍSTICO DE PERIGO Crush Hazard
5		398658A1		1	DECAL Clam Bucket Position
6		389729A1		1	DÍSTICO DE AVISO
7		398662A1		1	DECALQUE IMPORTANTE Operator's Manual In Box Underneath This Cover; Glove Box Lid
8		84262076		1	DÍSTICO Fuse and Relay Standard Transmisson
9		84373235		1	DÍSTICO Fuse and Relay Mechanical Standard Transmission
10		398672A1		2	DÍSTICO DE AVISO Avoid Crushing; Do Not Jump / Use Seat Belt
11		87390559		1	BATENTE Do Not Operate
12		86992980		2	DÍSTICO DE AVISO No Step/Not An Exit; Canopy
13		398598A1		1	DÍSTICO DE AVISO /Danger; Read the Operator's Manual
14		47584086		1	DÍSTICO Parking Brake
15		87307893		1	DÍSTICO DE AVISO
16		87336843		1	DÍSTICO DE AVISO

580N-RETRO-CARREGADORA (BRASIL)

90.108.09	05	p1	1/2017

DECALQUES - PORTUGUÊS NVT525 JOGO DE DECALQUE COMPLETO 580N


1



2

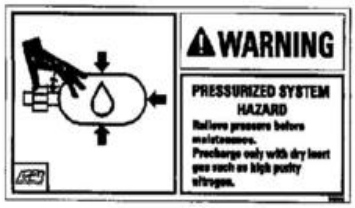

9



10



11



16



3



17



12



4



18



5



12A



14



7



6



8A

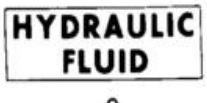

8

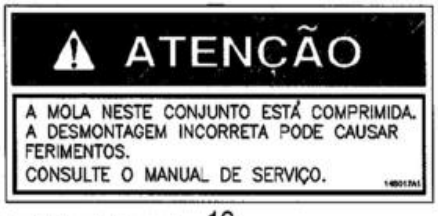

13



15

19

pro control

DECALQUES - PORTUGUÊS NVT525 JOGO DE DECALQUE COMPLETO 580N

REF	FN	PART NUMBER	YR/SN	QTY	DESCRIPTION
1		87595725		1	DÍSTICO
2		87413676		1	DÍSTICO Crush Hazard; Keep Clear; Support Loader Lift Arms During Maintenance
3		87413685		2	DÍSTICO Entanglement Hazard, Fan; Keep Clear or Stop Engine Before Servicing
4		147114A1		1	DÍSTICO Starting in gear
5		87413688		2	DÍSTICO Jump Start
6		87413683		1	DÍSTICO Warning; Hot Liquid Under Pressure
7		E155859		1	DÍSTICO Diesel Fuel
8		321-2403		1	DÍSTICO Fluido Hidráulico, Somente Decal Inglês, Até chassi
8		85804341		1	DÍSTICO Fluido Hidráulico, A partir do chassi
9		84149134		1	DÍSTICO
10		147675A1		1	DÍSTICO Caution; For All Models With Foot Swing Backhoe Controls and Standard Backhoe Models With Hand Swing
11		147679A1		1	DÍSTICO Caution; Extendahoe Backhoe Models With Hand Swing
12		87413692		1	DÍSTICO Rollover Crush Hazard; Lifting Too Heavy A Load; Models Without Pilot Controls
12A		84149131		1	DÍSTICO Rollover Crush Hazard; Lifting Too Heavy A Load; Models With Pilot Controls
13		148017A1		1	DÍSTICO Seat Spring
14		87595756		2	DÍSTICO Unexpected Movement Hazard; Before Adjusting Windows
15		84149135		2	ETIQUETA Pressurized System Hazard
16		84149986		2	DÍSTICO
17		84319035		1	DÍSTICO Diesel
18		395910A2		1	DECAL
19		84228433		2	DÍSTICO

580N-RETRO-CARREGADORA (BRASIL)

90.108.09	06	p1	1/2017

DECALQUES - ESPANHOL NVT525 JOGO DE DECALQUE COMPLETO 580N


1



2

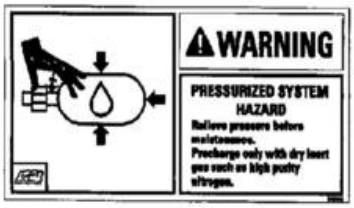

9



10



11



16



3



17



12



4



18



5

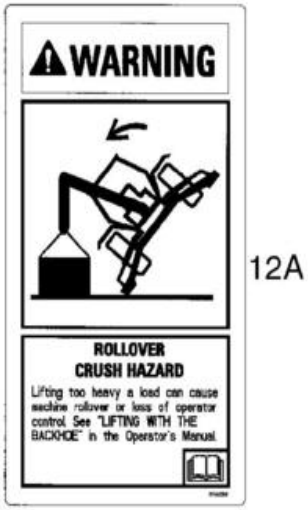

12A



14



7



6



8A

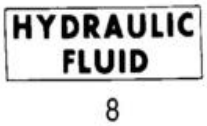

8

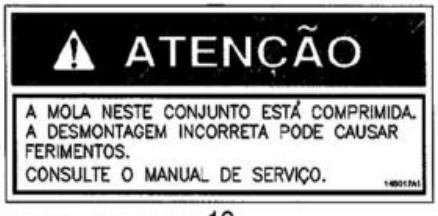

13



15



19

DECALQUES - ESPANHOL

REF	FN	PART NUMBER	YR/SN	QTY	DESCRIPTION
1		398600A1		1	DÍSTICO DE AVISO
2		398578A1		1	DÍSTICO DE AVISO Crush Hazard; Keep Clear; Support Loader Lift Arms During Maintenance
3		398580A1		2	DÍSTICO DE AVISO Entanglement Hazard, Fan; Keep Clear or Stop Engine Before Servicing
4		398674A1		1	DÍSTICO DE AVISO Starting in gear
5		398582A1		2	DÍSTICO DE PERIGO Jump Start
6		398570A1		1	DÍSTICO DE AVISO Hot Liquid Under Pressure
7		398667A1		1	DECAL Diesel Fuel
8		398665A1		1	DECAL Hydraulic Fluid; English Decal Only
9		398572A1		1	DÍSTICO DE AVISO
10		398677A1		1	DÍSTICO DE ATENÇÃO For All Models With Foot Swing Backhoe Controls and Standard Backhoe Models With Hand Swing
11		398669A1		1	DÍSTICO DE ATENÇÃO Extendahoe Backhoe Models With Hand Swing
12		87435939		1	DÍSTICO DE AVISO Rollover Crush Hazard; Lifting Too Heavy A Load; Models Without Pilot Controls
12A		87434771		1	DÍSTICO DE AVISO Rollover Crush Hazard; Lifting Too Heavy A Load; Models With Pilot Controls
13		398670A1		1	DÍSTICO DE AVISO Seat Spring
14		87429163		2	DÍSTICO DE AVISO Unexpected Movement Hazard; Before Adjusting Windows
15		87622505		2	DÍSTICO DE AVISO Pressurized System Hazard
16		87738597		2	ETIQUETA
17		84319035		1	DÍSTICO Diesel, No mostrado
18		395910A2		1	DECAL
19		84228433		2	DÍSTICO

580N-RETRO-CARREGADORA (BRASIL)

90.116.01	01	p1	1/2017

PÁRA-LAMA

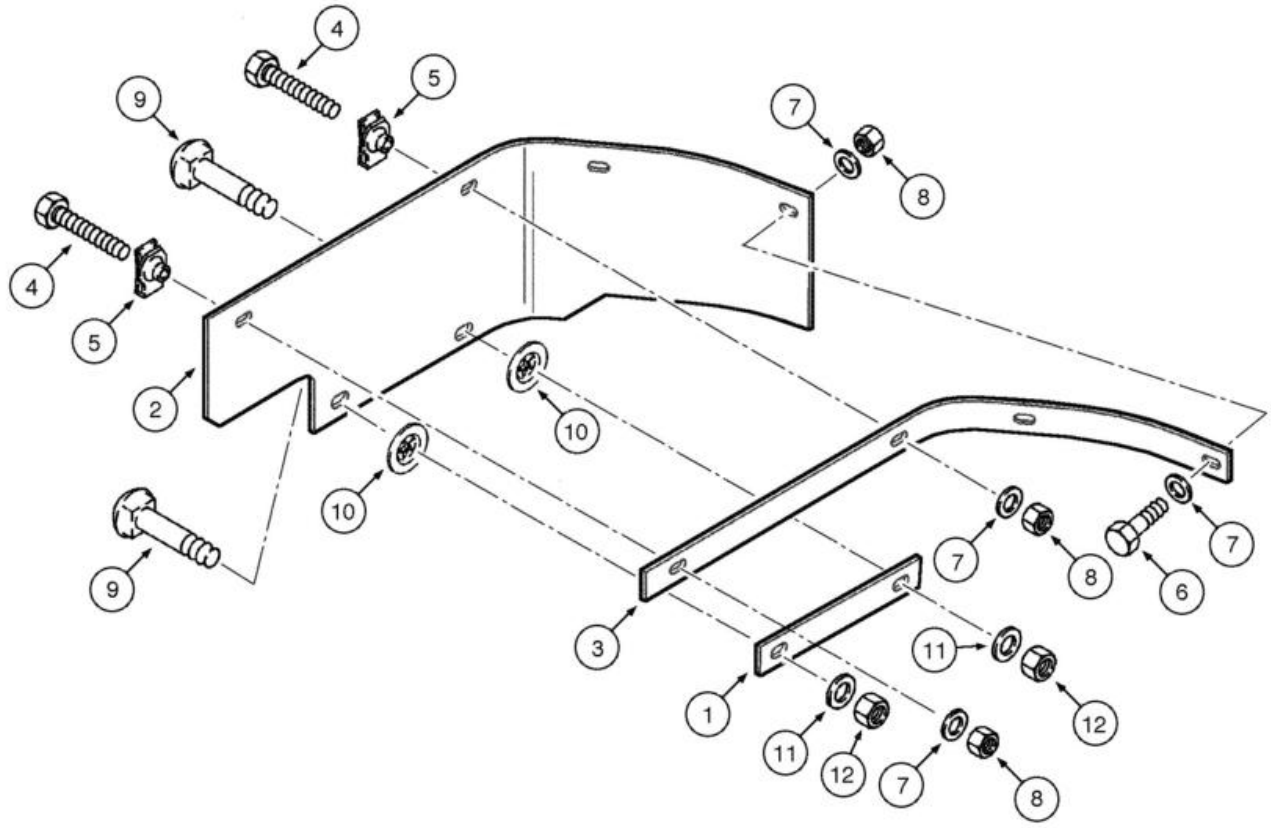

PÁRA-LAMA

REF FN	PART NUMBER	YR/SN	QTY	DESCRIPTION
1	362557A1		1	CINTA angle
2	362556A2		1	PROTECÇÃO
3	362558A1		1	CINTA straight
4	614-8040		2	PARAFUSO Hex, M8 x 1.25 x 40mm, Cl 8.8, Full Thd
5	833-40408		2	PORCA M8, U
6	614-8030		2	PARAFUSO Hex, M8 x 1.25 x 30mm, Cl 8.8, Full Thd
7	495-21038		6	ANILHA 5/16"
8	832-10408		4	PORCA M8 x 1.25, Cl 8.8
9	43473		2	PARAFUSO Sq Nk, M10 x 1.5 x 40mm, Cl 8.8, Full Thd
10	368417A1		2	ANILHA
11	895-11010		2	ANILHA 11mm ID x 20mm OD x 2mm Thk
12	832-10410		2	PORCA M10 x 1.5, Cl 8

90.116.08	01	p1	1/2017

FENDER EXTENSIONS

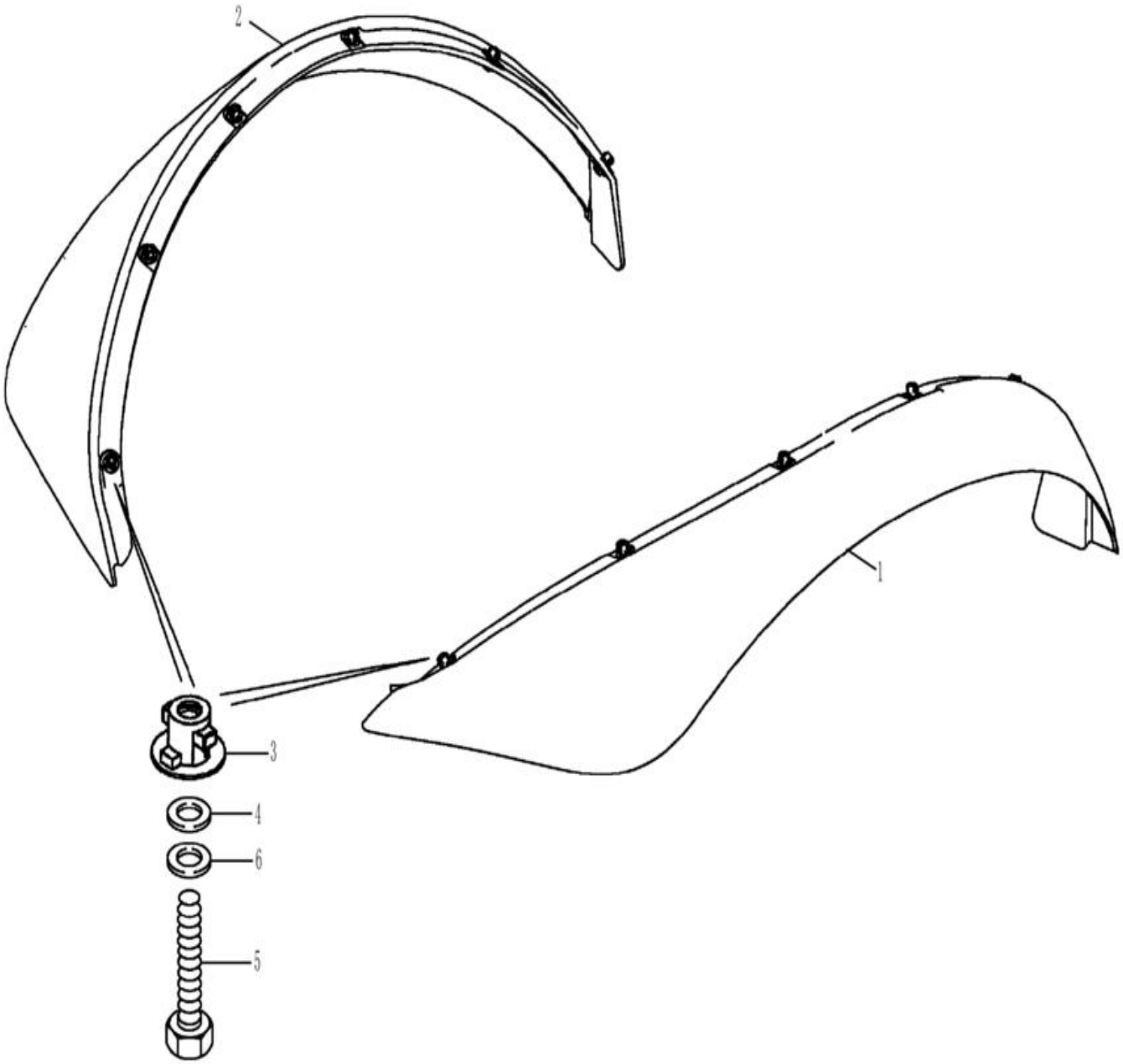

FENDER EXTENSIONS

REF FN	PART NUMBER	YR/SN	QTY	DESCRIPTION
1	340998A3		1	FENDER Right-Hand
2	340997A3		1	FENDER Left-Hand
3	345231A1		12	FIXADOR M8
4	496-41041		12	ANILHA 13/32" x 1 1/8" x .134"
5	614-8030		12	PARAFUSO Hex, M8 x 1.25 x 30mm, Cl 8.8, Full Thd
6	892-11008		12	ANILHA DE RETENÇÃO 8mm ID

90.118.01	01	p1	1/2017

CHAPAS DO PISO

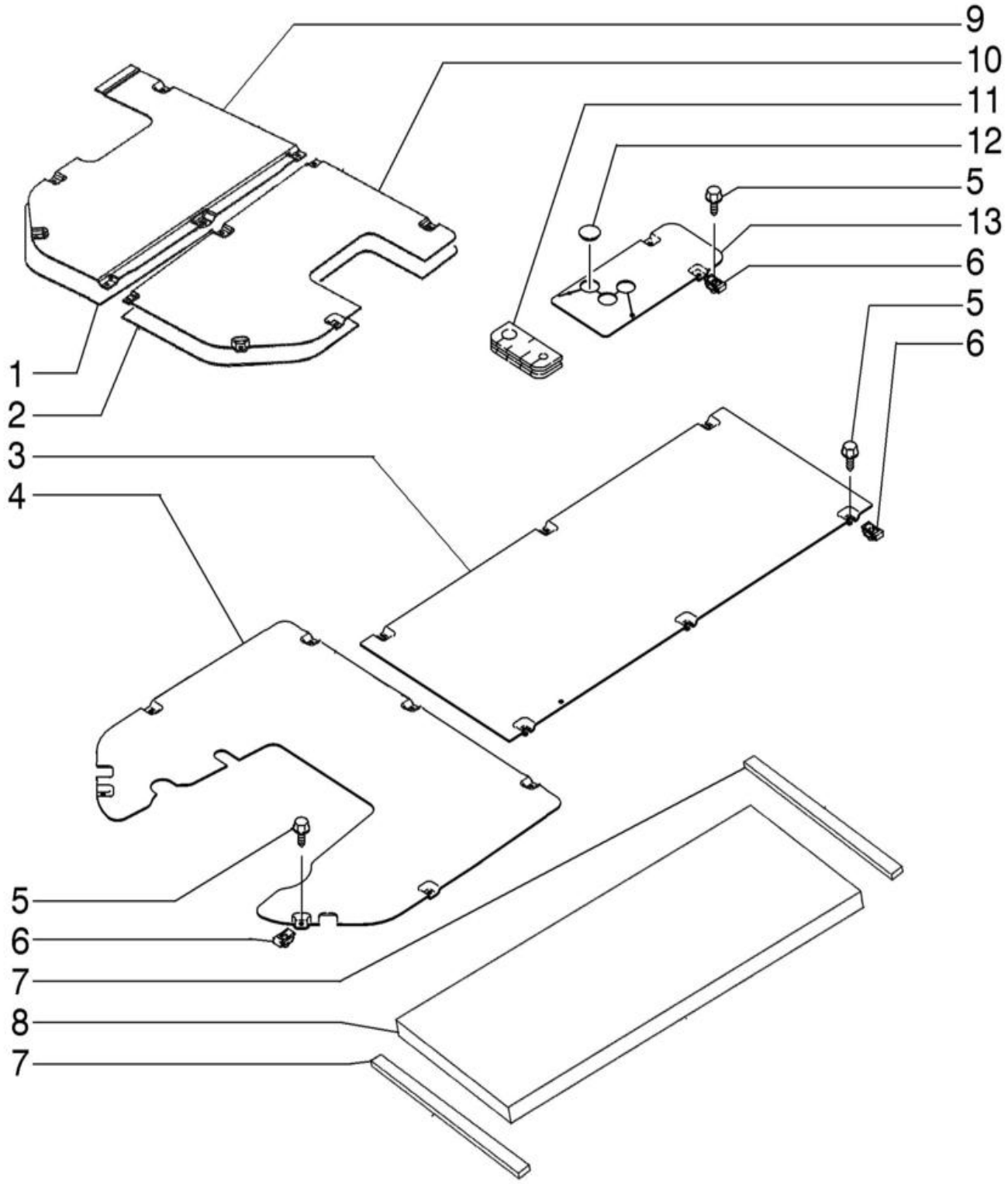

CHAPAS DO PISO

REF	FN	PART NUMBER	YR/SN	QTY	DESCRIPTION
1		87442376		1	ISOLAMENTO DE ESPUMA Right-Hand
2		87442377		1	ISOLAMENTO DE ESPUMA Left-Hand
3		47387506		1	CHAPA
4		84399303		1	COBERTURA
5		87310096		17	PARAFUSO Hex, M6 x 25, Cl. 8.8, W/ Washer
6		833-40406		17	PORCA M6, U
7		181981A1		2	TIRA VEDADORA
8		411074A1		1	ISOLAMENTO DE ESPUMA
9		87434049		1	CHÃO
10		87434050		1	CHÃO
11		84236841		1	PASSA-FIOS 131mm L, 56mm L, 20mm L, 33mm ID,
12		353-422		1	TAMPÃO Dome, 1.250" hole, Nylon
13		87436076		1	COBERTURA

580N-RETRO-CARREGADORA (BRASIL)

90.120.00	01	p1	1/2017

ASSENTO DO OPERADOR - MONTAGEM

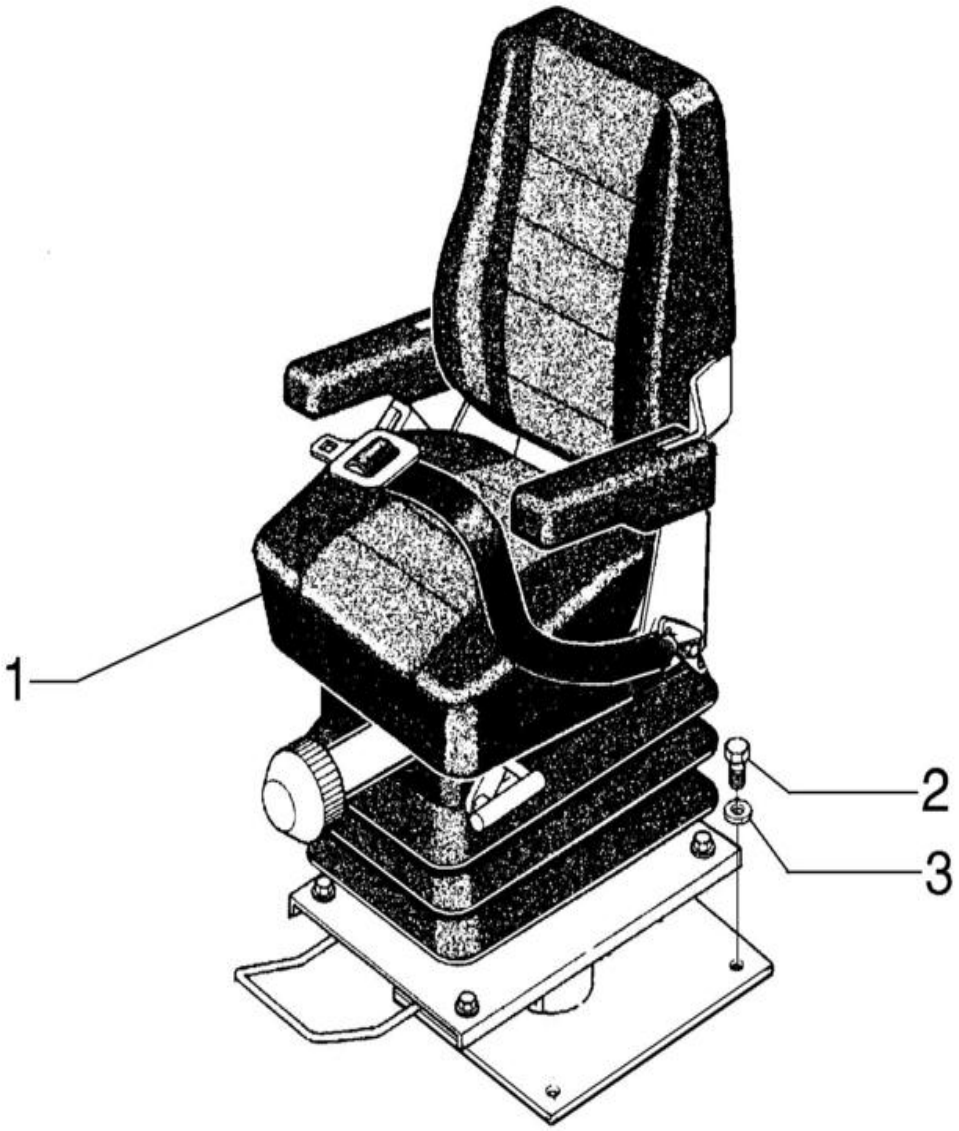

ASSENTO DO OPERADOR - MONTAGEM

REF FN	PART NUMBER	YR/SN	QTY	DESCRIPTION
1	87604194		1	BANCO Sem Suspensão, Vinil, Até chassi
1	87604195		1	BANCO Com Suspensão, Vinil, Até chassi
1	87604196		1	ASSENTO Com Suspensão, Tecido, Até chassi
1	397137A1		1	SEAT ASSY. Com Suspensão, Tecido
1	47958787		1	BANCO Sem Suspensão Mec., A partir do chassi
1	47958788		1	BANCO Com Suspensão Mec., Vinil, A partir do chassi
1	47958789		1	BANCO Com Suspensão Mec., Tecido, A partir do chassi
1	47945898		1	BANCO Suspensão a Ar, Tecido, A partir do chassi
1	47946001		1	BANCO Suspensão a Ar, Vinil A partir do chassi
2	614-12040		4	PARAFUSO Hex, M12 x 1.75 x 40mm, Cl 8.8, Full Thd
3	896-15012		1	ANILHA 13.5mm ID x 28mm OD x 4mm Thk

90.120.01	01	p1	1/2017

ASSENTO DO OPERADOR

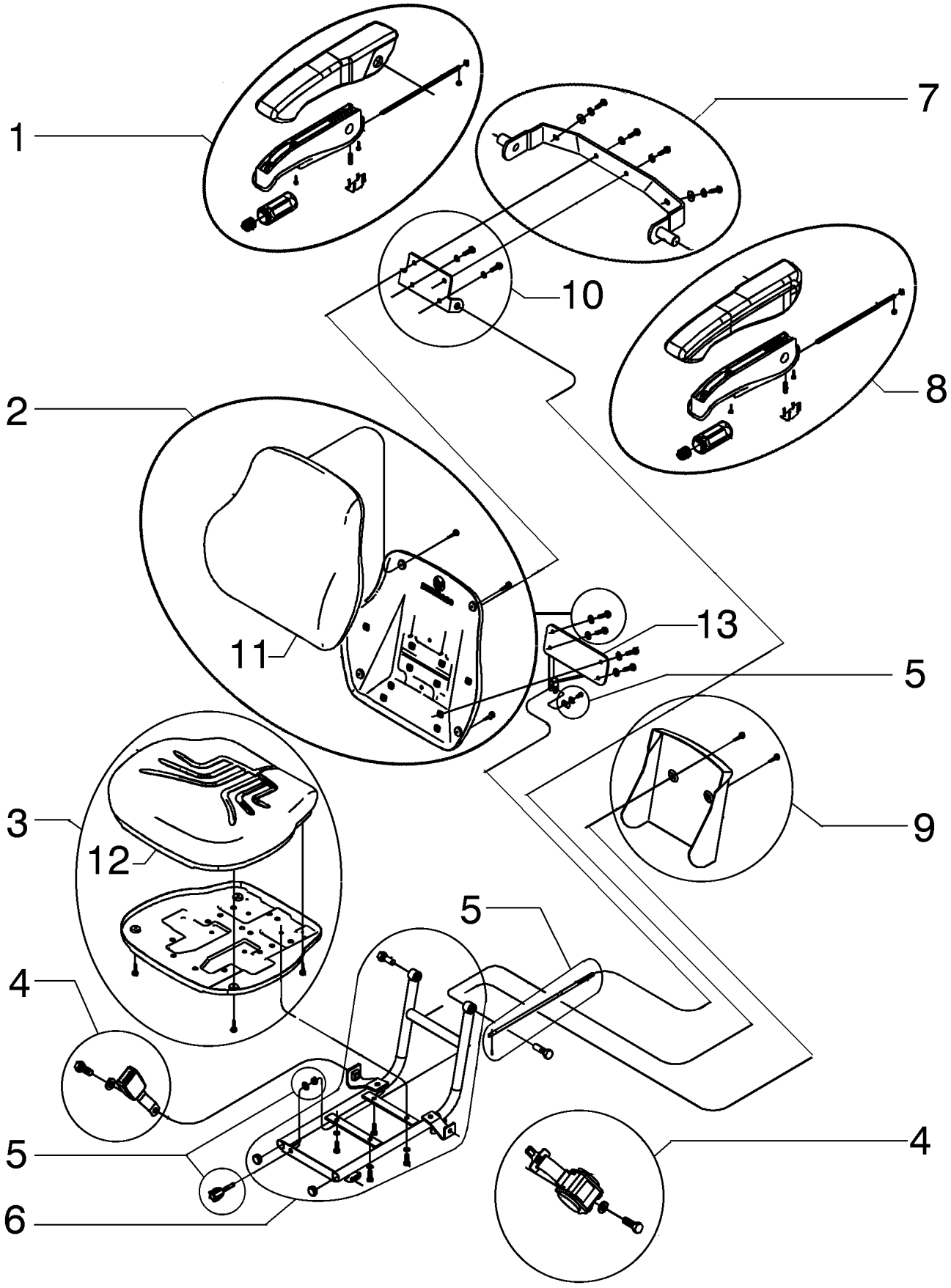

ASSENTO DO OPERADOR

REF FN	PART NUMBER	YR/SN	QTY	DESCRIPTION
	87604196		1	ASSENTO Conj., Até Chassi
	47958789		1	BANCO Conj., A partir do Chassi
1	71104177		1	CONJUNTO Arm rest
2	71104030		1	CONJUNTO
3	71104033		1	CONJUNTO
4	71104029		1	CINTO DE SEGURANÇA Kit
5	71103445		1	ACESSÓRIO DE BANCO
6	71103444		1	CONJUNTO
7	71104178		1	SUPORTE Kit
8	71104176		1	CONJUNTO Arm rest
9	71103454		1	COBERTURA
10	71103453		1	SUPORTE Kit
11	71104031		1	CONJUNTO
12	71104033		1	CONJUNTO
13	47820609		1	SUPORTE

90.120.01	02	p1	1/2017

ASSENTO DO OPERADOR

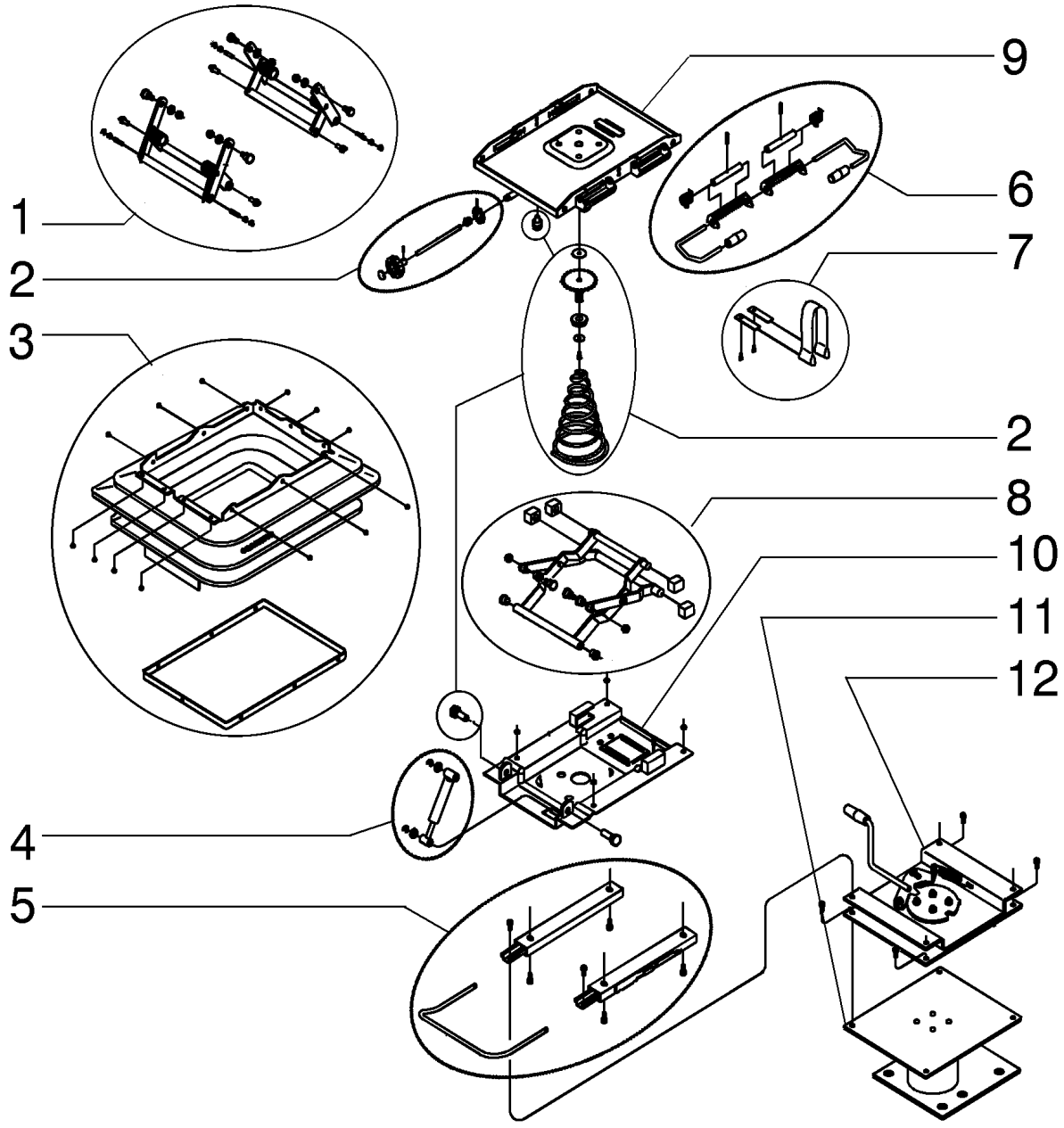

ASSENTO DO OPERADOR

REF FN	PART NUMBER	YR/SN	QTY	DESCRIPTION
	87604196		1	ASSENTO Assy
1	71103455		1	REGULADOR Kit
2	75313886		1	CJ. REVISAO DO MOTOR Regulator
3	71103447		1	KIT DE VEDANTE Kit
4	71102984		1	CONJUNTO Shock absorber
5	71103449		1	CONJUNTO Regulator
6	71103455		1	REGULADOR Kit
7	71103448		1	SUPORTE Kit
8	71103446		1	BRAÇO Kit
9	47820605		1	CONJUNTO
10	47820607		1	CONJUNTO
11	47820611		1	SUPORTE
12	47817742		1	CONJUNTO

90.120.02	01	p1	1/2017

BANCO DO OPERADOR SEM SUSPENSÃO - COM APOIO DE BRAÇO (VINIL)

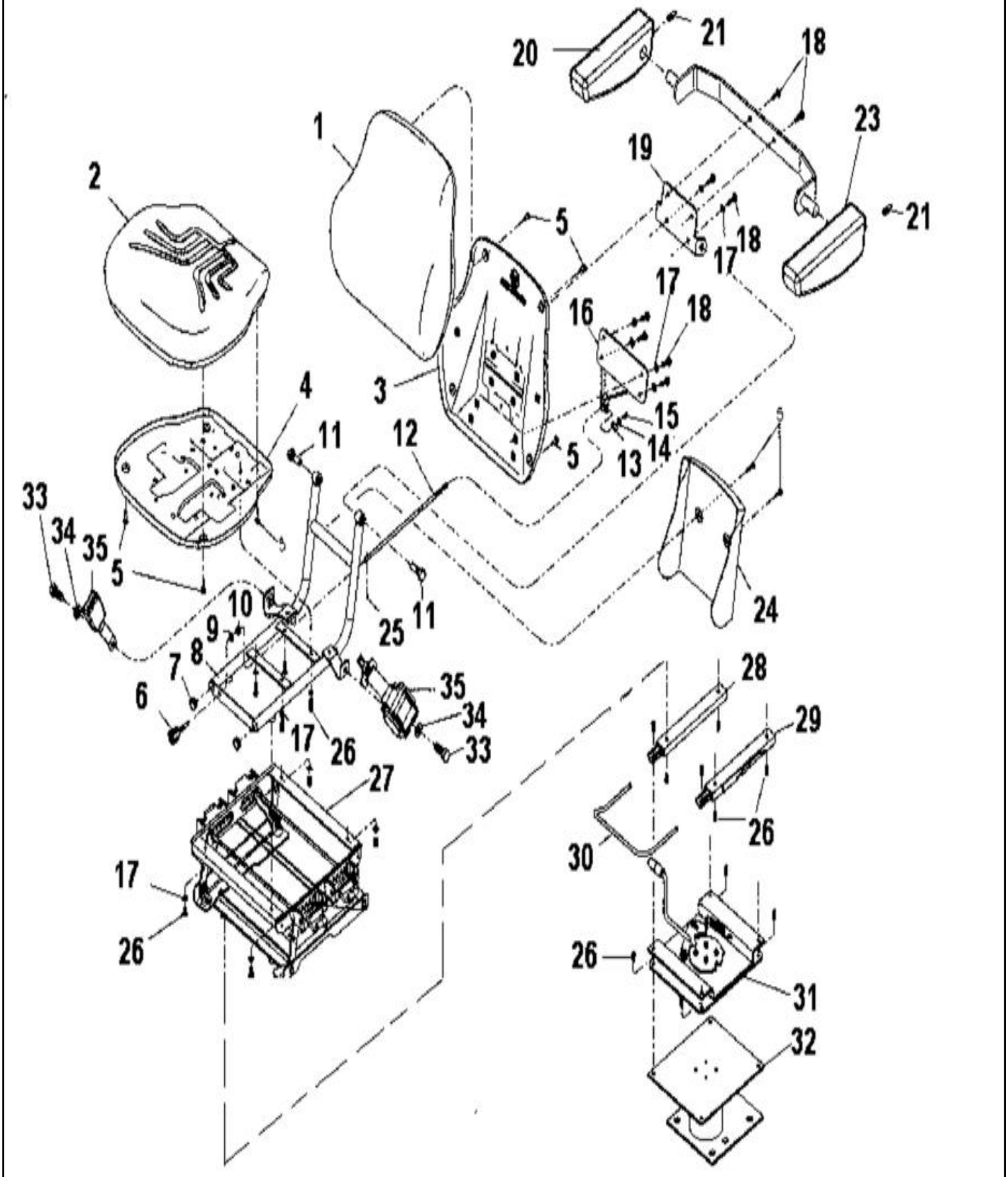

BANCO DO OPERADOR SEM SUSPENSÃO - COM APOIO DE BRAÇO (VINIL)

REF FN	PART NUMBER	YR/SN	QTY	DESCRIPTION
	87604194		1	BANCO Conj, Até Chassi
	47958787		1	BANCO Conj., A partir do Chassi
1	71103440		1	DISP. AJUSTE DE ENCO Incl 1,3,5,17 and 18
2	71103441		1	ACESSÓRIO DE BANCO Incl 1
3	71103442		1	ASSENTO Incl 2,4,5,17 and 26
4	71103443		1	ACESSÓRIO DE BANCO Incl 2
5	71104027		1	CONJUNTO Incl 7,8,11,17 and 26
6	71103445		1	ACESSÓRIO DE BANCO Incl 6,9,10,12-15 and 25
7	71103449		1	CONJUNTO Incl 26 and 28 - 30
8	71103452		1	SUPORTE Rear
9	71103454		1	COBERTURA Incl 17 - 19
10	71103453		1	SUPORTE Incl 5,24
11	71104153		1	SUPORTE
12	71103458		1	PEDAL
13	71104459		1	REGULADOR
14	71104028		1	CONJUNTO Incl 20 - 23
15	71104029		1	CINTO DE SEGURANÇA Incl 33 - 35
16	47820577		1	SUPORTE
27	47820600		1	CONJUNTO
31	47817742		1	CONJUNTO
32	47820591		1	CONJUNTO

90.120.03	01	p1	1/2017

BANCO DO OPERADOR COM SUSPENSÃO - COM APOIO DE BRAÇO (VINIL)

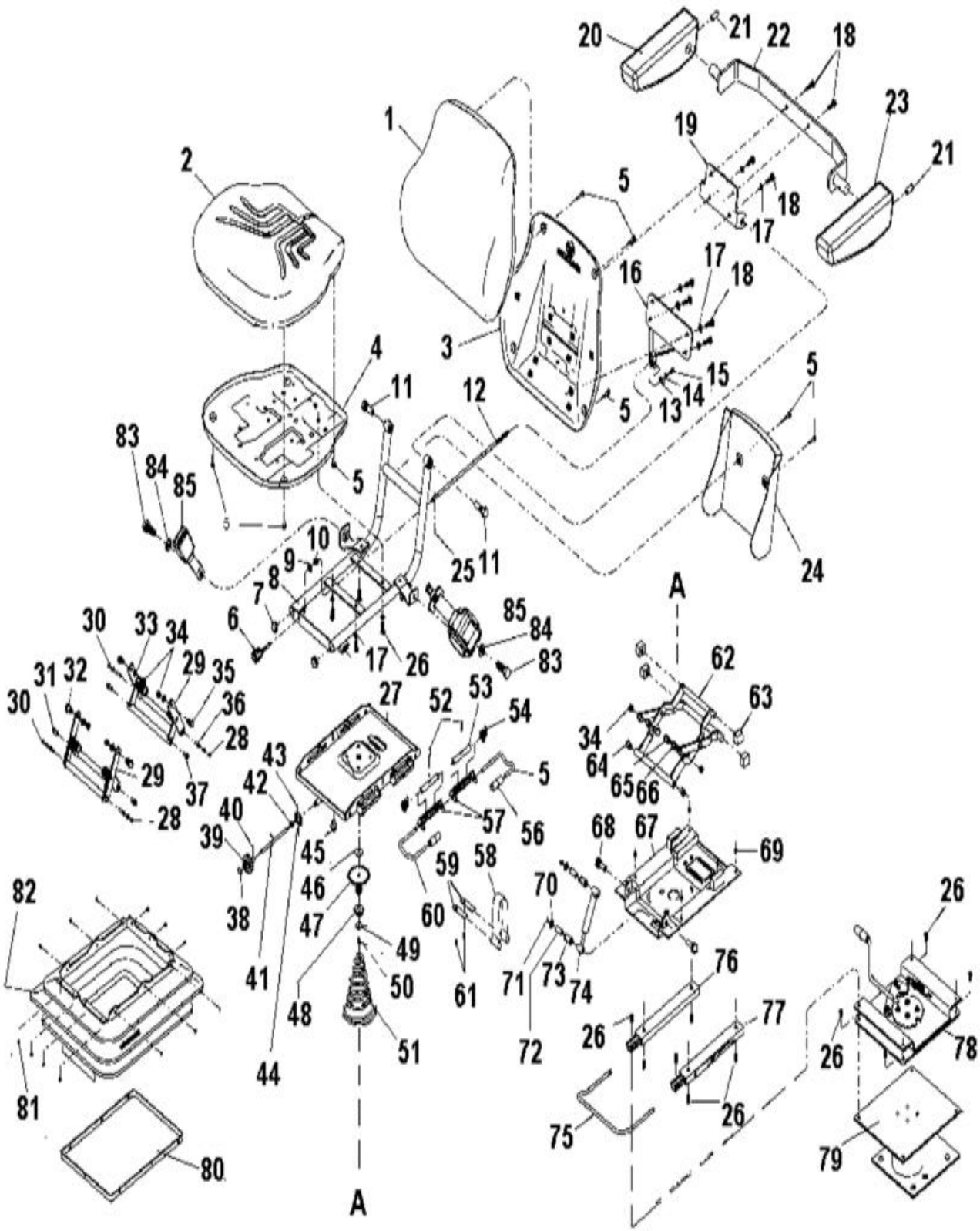

BANCO DO OPERADOR COM SUSPENSÃO - COM APOIO DE BRAÇO (VINIL)

REF FN	PART NUMBER	YR/SN	QTY	DESCRIPTION
	87604195		1	BANCO Conj., Até Chassi
	47958788		1	BANCO Conj., A partir do Chassi
1	71103440		1	DISP. AJUSTE DE ENCO Incl 1,3,5,17 and 18
2	71103441		1	ACESSÓRIO DE BANCO Incl 1
3	71103442		1	ASSENTO Incl 2,4,5,17 and 26
4	71103443		1	ACESSÓRIO DE BANCO Incl 2
5	71103444		1	CONJUNTO Incl 7,8,11,17 and 26
6	71103445		1	ACESSÓRIO DE BANCO Incl 6,9,10,12-15 and 25
7	75313886		1	CJ. REVISAO DO MOTOR Incl 38 - 44 and 46 - 51
8	71103446		1	BRAÇO Incl 34,45,62-66 and 68
9	71103447		1	KIT DE VEDANTE Incl 80 - 82
10	71103448		1	SUPORTE Incl 58,59 and 61
11	71102984		1	CONJUNTO Incl 70 - 74
12	71105449		1	CONJUNTO Incl 26,34 and 75 - 77
13	71103450		1	BASE Upper
14	71103451		1	BASE Lower
15	71103452		1	SUPORTE Rear
16	47820609		1	SUPORTE
17	71103455		1	REGULADOR Incl 5 and 24
18	71103455		1	REGULADOR Incl 29-37, 52-55,57 and 60
19	71104153		1	SUPORTE
20	71103457		1	PEDAL Assy
21	71104029		1	CINTO DE SEGURANÇA Incl 83 - 85
22	71104028		1	CONJUNTO Incl 20 - 23
23	71103453		1	SUPORTE Incl 17 - 19
27	47820605		1	CONJUNTO
67	47820607		1	CONJUNTO
78	47817742		1	CONJUNTO
79	47820611		1	SUPORTE

90.120.04	01	p1	1/2017

ASSENTO - SUPORTE

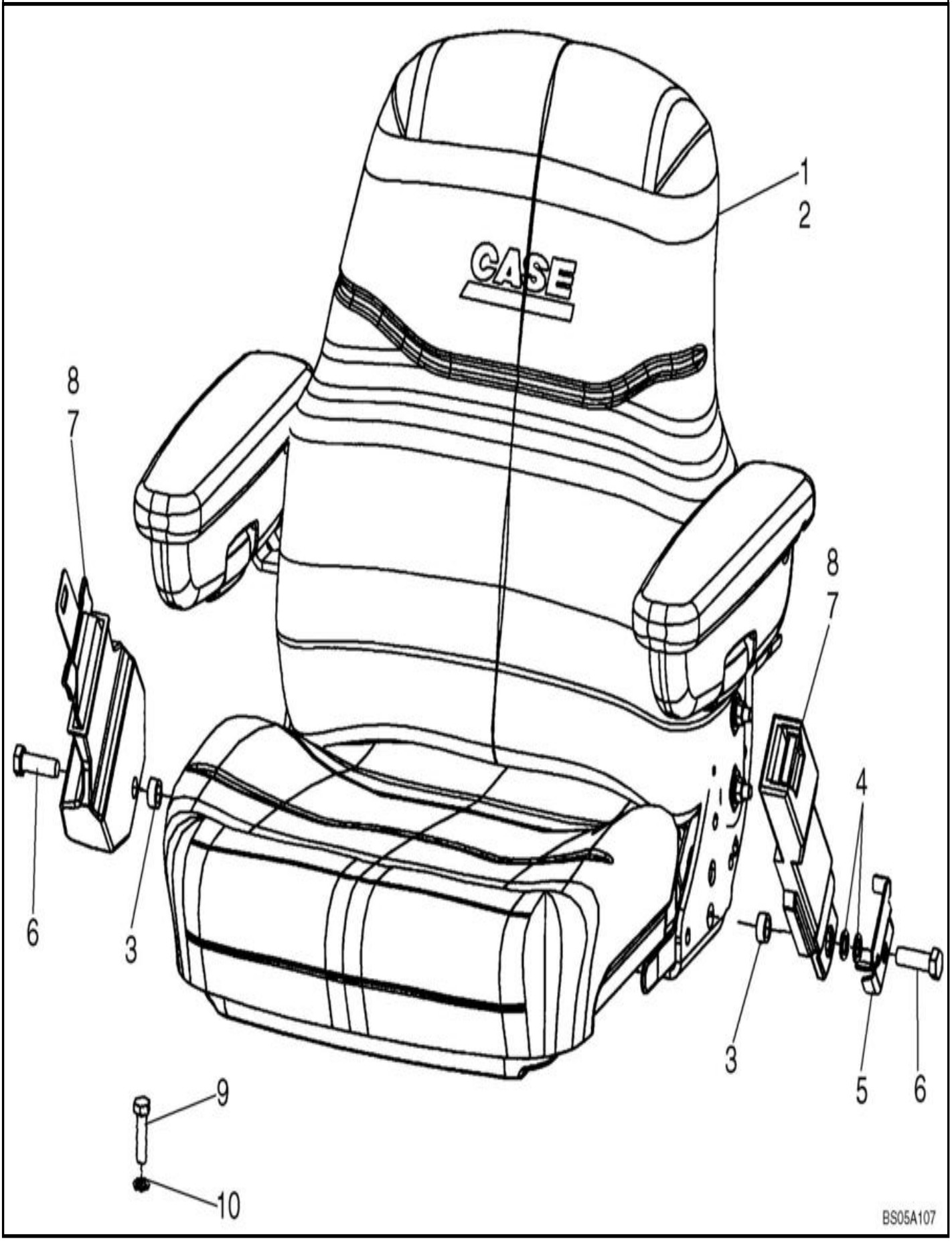

ASSENTO - SUPORTE

REF	FN	PART NUMBER	YR/SN	QTY	DESCRIPTION
1		87399492		1	BANCO Mechanical Suspension, Vinyl, With Armrests; This Seat is Located 19 mm (3/4 in) Farther Forward From Center of Pedestal
2		87399491		1	BANCO Mechanical Suspension, Cloth, With Armrests; This Seat is Located 19 mm (3/4 in) Farther Forward From Center of Pedestal
3		87311572		2	ESPAÇADOR 12.7mm x 19mm x 9mm
4		895-18012		2	ANILHA 13.5mm ID x 20mm OD x 2mm Thk Left-Hand Side
5		87310149		1	SUPORTE Belt Mounting
6		614-12040		2	PARAFUSO Hex, M12 x 1.75 x 40mm, Cl 8.8, Full Thd
7		87408888		1	CINTO DE SEGURANÇA 76.20 mm W Retractable, If used
8		87408889		1	CINTO DE SEGURANÇA 50.80 mm W If used
9		604-12030		4	PARAFUSO Hex, M12 x 30mm, Cl 8.8 Seat Pedestal to Floor
10		896-15012		4	ANILHA 13.5mm ID x 28mm OD x 4mm Thk

90.120.04	02	p1	1/2017

CONJUNTO DO ASSENTO, SUSPENSÃO MECÂNICA

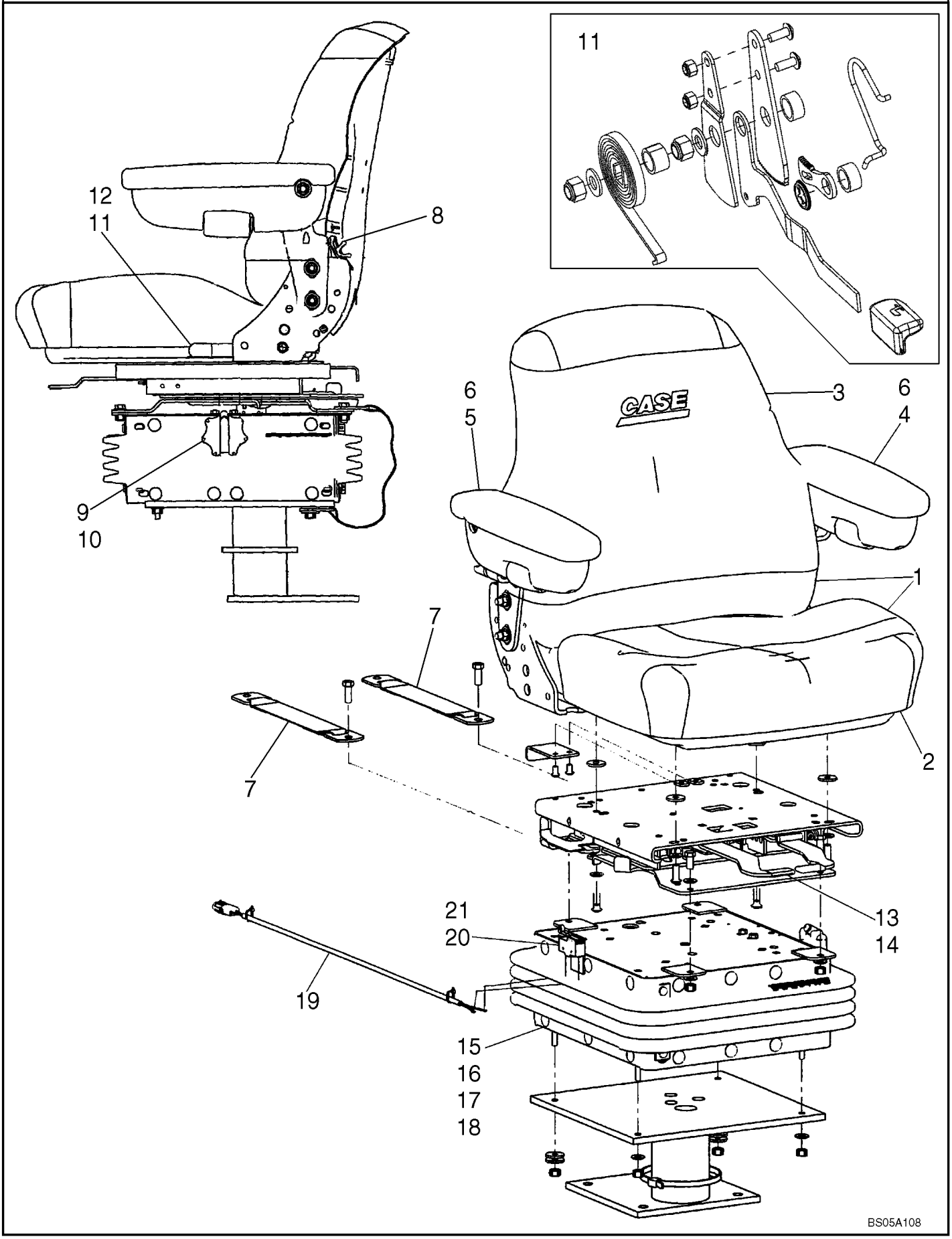

CONJUNTO DO ASSENTO, SUSPENSÃO MECÂNICA

REF FN	PART NUMBER	YR/SN	QTY	DESCRIPTION
	87399492		1	BANCO Vinyl, Mechanical Suspension, This Seat is Located 19 mm (3/4 in) Farther Forward From Center of Pedestal; Incl 1 - 21; Also Incl 87555125 Pedestal Assy; Replaces 87454295 Seat Assy, Which Incl 87349995 Pedestal
	87399491		1	BANCO Cloth, Mechanical Suspension, This Seat is Located 19 mm (3/4 in) Farther Forward From Center of Pedestal; Incl 1 - 21; Also Incl 87555125 Pedestal Assy; Replaces 87454294 Seat Assy, Which Incl 87349995 Pedestal
	87555125		1	SUPORTE Assembly
1	87308118		1	ASSENTO Top Assy, Vinyl; Incl Back and Seat Cushions
1	87308157		1	ENCOSTO DE BANCO Top Assy, Cloth; Incl Back and Seat Cushions
2	87308119		1	ALMOFADA DO BANCO Vinyl
2	87308158		1	ALMOFADA DO BANCO Cloth
3	87308127		1	ENCOSTO DE BANCO Vinyl
3	87308159		1	ALMOFADA DO BANCO Cloth
4	87308153		1	APOIO DE BRAÇOS Left-Hand
5	87308152		1	APOIO DE BRAÇOS Right-Hand
6	87308154		2	ACESSÓRIO DE BANCO Kit, Arm Pad; Incl (1) Arm Pad, (1) Screw
7	87308128		1	ACESSÓRIO DE BANCO Kit, Tether Belt; Incl (2) Tether Belts, (2) Bolts, (4) Washers, (2) Lock Nuts
8	87037462		1	DISP. AJUSTE DE ENCO Lumbar Knob Kit; Incl Knob, 1/8 x 5/8 Roll Pin
	87308130		1	DISP. AJUSTE DE ENCO Kit, Lumbar; Incl (2) Screws, (2) Rivets, (1) Back Support, (1) Lumbar Shaft Yoke
9	123969A1		1	ACESSÓRIO DE BANCO Kit, Height/Weight Adjustment; Incl (1) Knob, (1) Shaft, (1) 5/32 x 1 in Roll Pin
10	38-11016		1	PERNO DE FIXAÇÃO 5/32" x 1", Slotted

90.120.04	02	p2	1/2017

CONJUNTO DO ASSENTO, SUSPENSÃO MECÂNICA

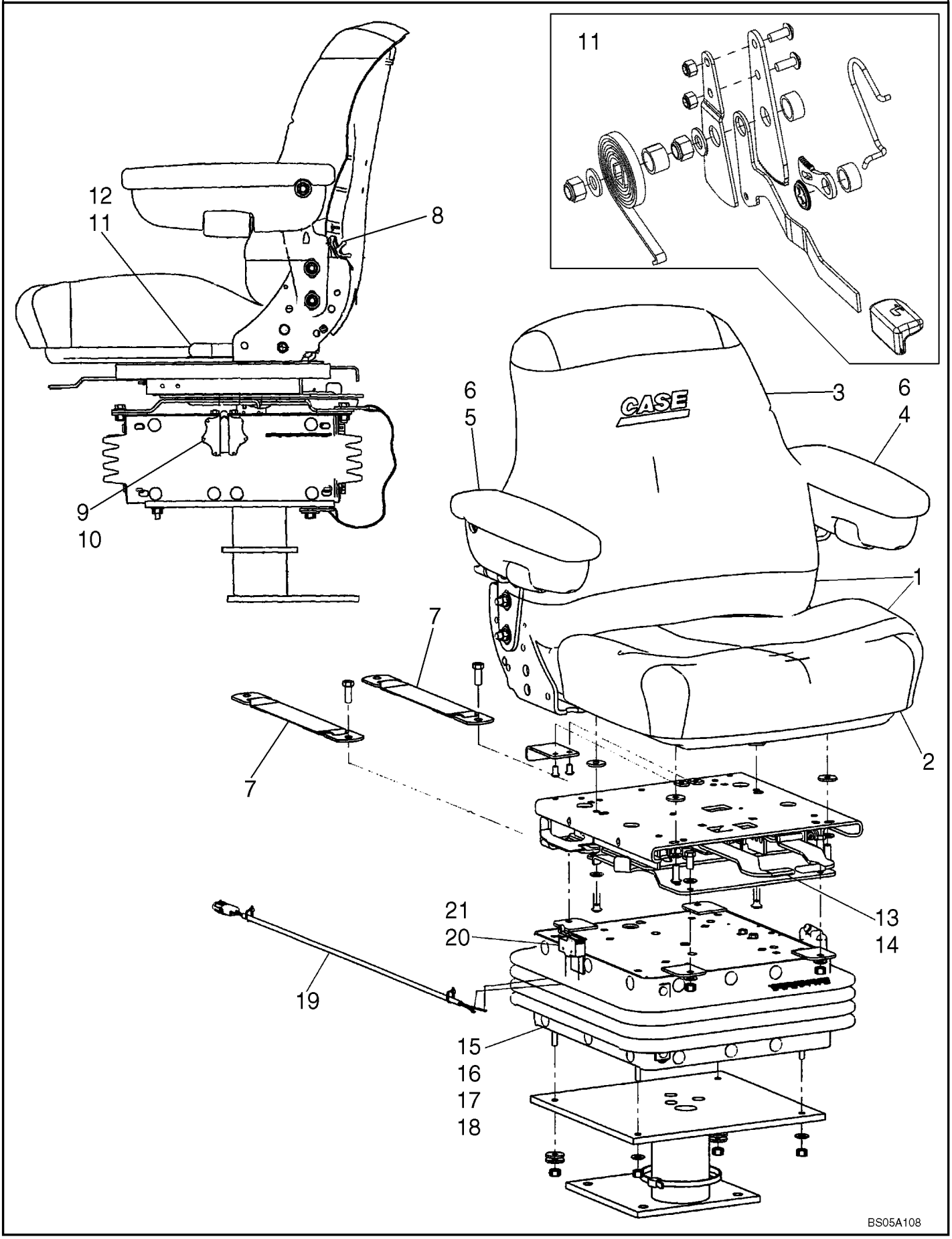

CONJUNTO DO ASSENTO, SUSPENSÃO MECÂNICA

REF FN	PART NUMBER	YR/SN	QTY	DESCRIPTION
	130674A1		1	JOGO Kit, Weight Adjustment; Incl (1) Thrust Washer, (2) Shaft and Gear
	87308145		1	ANILHA DE ENCOSTO 2 OD x .6 in ID
11	86994165		1	ACESSÓRIO DE BANCO Recliner Kit; Incl (2) Brackets, (3) Spacers, (2) Springs, Knob, Latch, Lever, (2) Bolts, (2) Washers, (5) Nuts
12	87416475		1	BOTÃO Recliner Cap
	87308143		1	SUPORTE DE ASSENTO Upper Housing, Boxed
	1977725C1		1	DESLIZADOR Kit, Bearing, Slider Block; Incl (4) Tube Bearings, (1) Ride Indicator, (1) A45512 Slider Block, (1) A45515 Slider Block, (1) A45516 Slider Block, (1) NSS Slider Block
13	87308131		1	ACESSÓRIO DE BANCO Swivel Assembly
14	87308132		1	CHUMACEIRA Swivel Bearing; Incl (1) Bolt, (8) Ball Bearings, (1) Clip, (1) Nut, (1) Cotter Pin, (1) Plastic Washer, (1) Ball Retainer
15	87308141		1	SUPORTE DE ASSENTO Kit, Suspension Assembly, Boxed
16	87308144		1	SUPORTE DE ASSENTO Suspension Arm, Boxed
17	87308146		1	ACESSÓRIO DE BANCO Kit, Spring, Suspension
18	87308147		1	ACESSÓRIO DE BANCO Kit, Boot, Suspension, Boxed; Incl (1) Boot, (26) Buttons
	87308148		1	ACESSÓRIO DE BANCO Kit, Shock Absorber, Boxed; Incl (1) Shock Absorber, (2) Bushings
	51200906		1	SUPORTE Shaft, Suspension
	112884A1		2	VEIO 368mm L Bearing Shaft Weldment, Boxed
	A45504		1	ANILHA DE MOLA Spring, Square, With Weldnut
	A45505		1	ENGRENAGEM Large Gear and Shaft Weldment
	A45513		1	ENGRENAGEM Gear and Shaft Weldment

90.120.04	02	p3	1/2017

CONJUNTO DO ASSENTO, SUSPENSÃO MECÂNICA

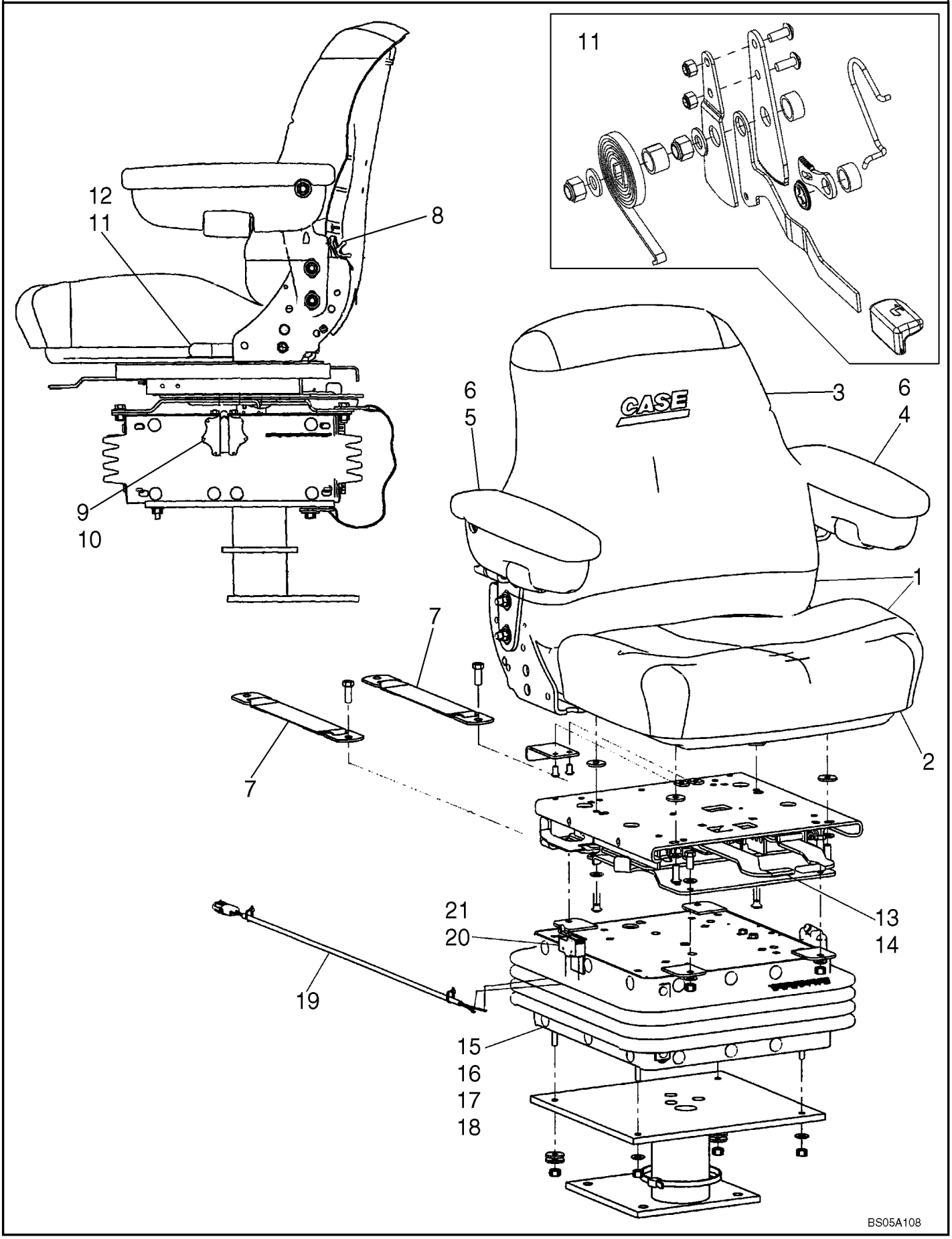

CONJUNTO DO ASSENTO, SUSPENSÃO MECÂNICA

REF FN	PART NUMBER	YR/SN	QTY	DESCRIPTION
	A45054		2	PÁRA-CHOQUES Neoprene Rubber, Black
	87308142		1	SUPORTE DE ASSENTO Lower Housing, Boxed
19	87308149		1	CABLAGEM
20	87308150		1	INTERRUPTOR Seat
21	87308151		1	ACESSÓRIO DE BANCO Kit, Switch and Actuator Lever; Incl Switch, Actuator, (4) Screws, (2) Lock Washers, (2) Nuts

90.120.05	01	p1	1/2017

ASSENTO DO OPERADOR - SUSPENSÃO A AR

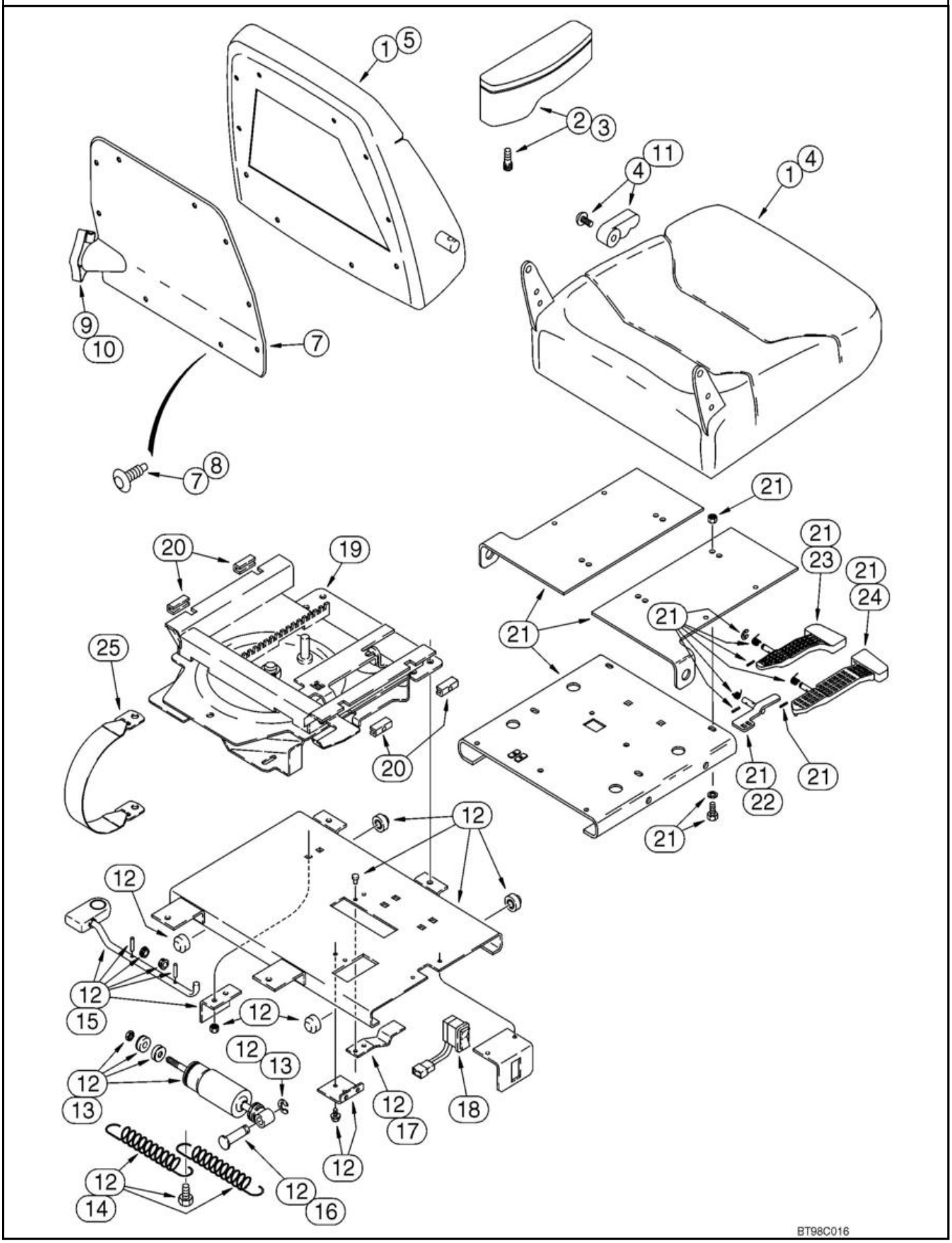

ASSENTO DO OPERADOR - SUSPENSÃO A AR

REF FN	PART NUMBER	YR/SN	QTY	DESCRIPTION
	121414A1		1	FUSÍVEL 20A, Mini, Yellow Not Illustrated
	604-12030		4	PARAFUSO Hex, M12 x 30mm, Cl 8.8 M12 x 30
	896-15012		4	ANILHA 13.5mm ID x 28mm OD x 4mm Thk 13,5 x 28 x 4 mm
	397137A1		1	SEAT ASSY. Air Suspension Seat, Cloth, With Armrests, Incl 1 - 25; Also Incl Parts On Figure 09-52
1	400981A1		1	CONJUNTO Seat Cushion and Backrest, Incl Seat, Backrest, Backrest Cover and Hardware
2	300659A1		1	CONJUNTO Armrest, Right-Hand, Incl Armrest Knob and Shaft, Groove Pin, Pivot Stud and Screw
3	300661A1		1	CONJUNTO Armrest, Left-Hand, Incl Armrest Knob and Shaft, Groove Pin, Pivot Stud and Screw
4	400837A1		1	CONJUNTO Seat Cushion, With Frame, Incl (5) Clips, (18) Rings, (1) Screw and Recliner Handle
5	400838A1		1	CONJUNTO Backrest Cushion, With Frame, Incl (23) Rings, Lumbar, (2) Screws and (2) Clips
6	176091A1		1	PACKAGE,SERVICE Package of 48 Rings For Cushions, Not Illustrated
7	300664A1		1	CONJUNTO Backrest Cover and Retainers, Incl 8
8	1999693C1		1	CONJUNTO Clip, Package of 14
9	300665A1		1	CONJUNTO Lumbar Knob, Incl Knob, Actuator and (2) Screws
10	300667A1		1	BOTÃO Lumbar
11	1987212C1		1	PACOTE Seat Cushion Back Tilt Knob, Incl Knob, Recliner Handle and (1) Screw
12	300670A1		1	CONJUNTO Lateral Isolator Assy, Incl 13 - 17

90.120.05	01	p2	1/2017

ASSENTO DO OPERADOR - SUSPENSÃO A AR

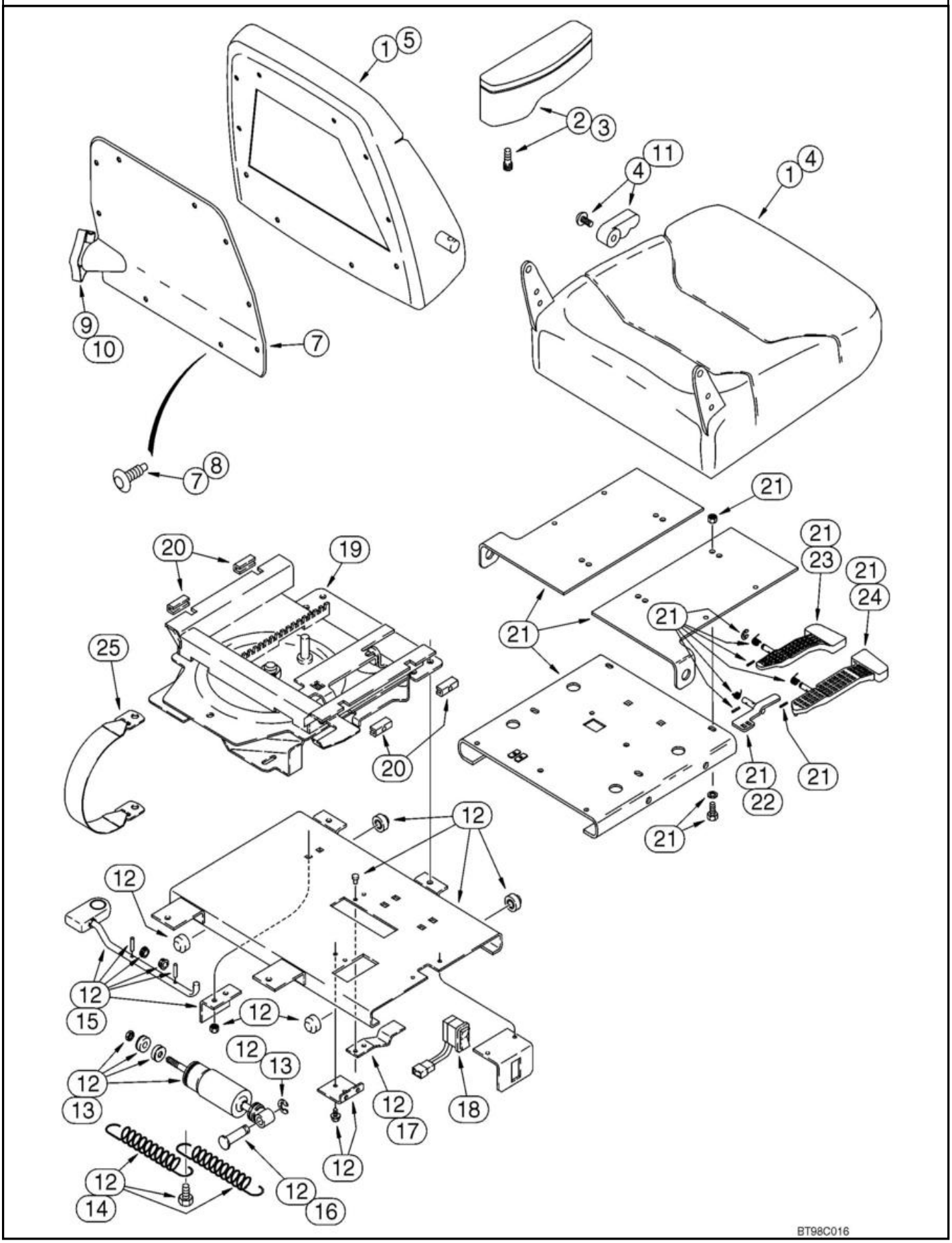

ASSENTO DO OPERADOR - SUSPENSÃO A AR

REF FN	PART NUMBER	YR/SN	QTY	DESCRIPTION
13	1987219C2		1	CONJUNTO DE PEÇAS Lateral Isolator Shock, Incl Shock Absorber, (1) Bearing, (2) Bushings, (1) Nut, (2) Washers, (1) Spacer, (1) Ring
14	1987290C1		1	CONJUNTO DE PEÇAS Spring, Incl (2) Springs, (1) Bolt
15	259054A1		1	CONJUNTO DE PEÇAS Lock, Incl Latch Rod, Bracket, (2) Bearings, Knob, (2) Roll Pins
16	1344025C1		1	PERNO
17	1344026C1		1	MOLA
18	300672A1		1	INTERRUPTOR Rocker, Height Adjustment
	300674A1		1	CABLAGEM Swivel Switch, Not Illustrated
19	300675A1		1	CONJUNTO Slide/Swivel Assy, Incl 21
20	300680A1		1	CONJUNTO Slide Blocks, Incl (2) Adjustable Slider Blocks, (2) Stationary Slider Blocks, (2) Setscrews
21	300677A1		1	CONJUNTO Upper Slide Plate Assy, Incl Upper Slide Plate, Slide and Swivel Levers, (3) Springs, (3) Roll Pins, (3) E-Rings and Slide Latch, Incl. Ref 22 - 24
22	300679A1		1	CORREDIÇA Latch
23	300681A1		1	ALAVANCA DE CONTROLO Slide
24	300683A1		1	LEVER Swivel
25	300684A1		1	CINTO DE SEGURANÇA SAFETY BELT

90.120.05	02	p1	1/2017

ASSENTO DO OPERADOR - SUSPENSÃO A AR

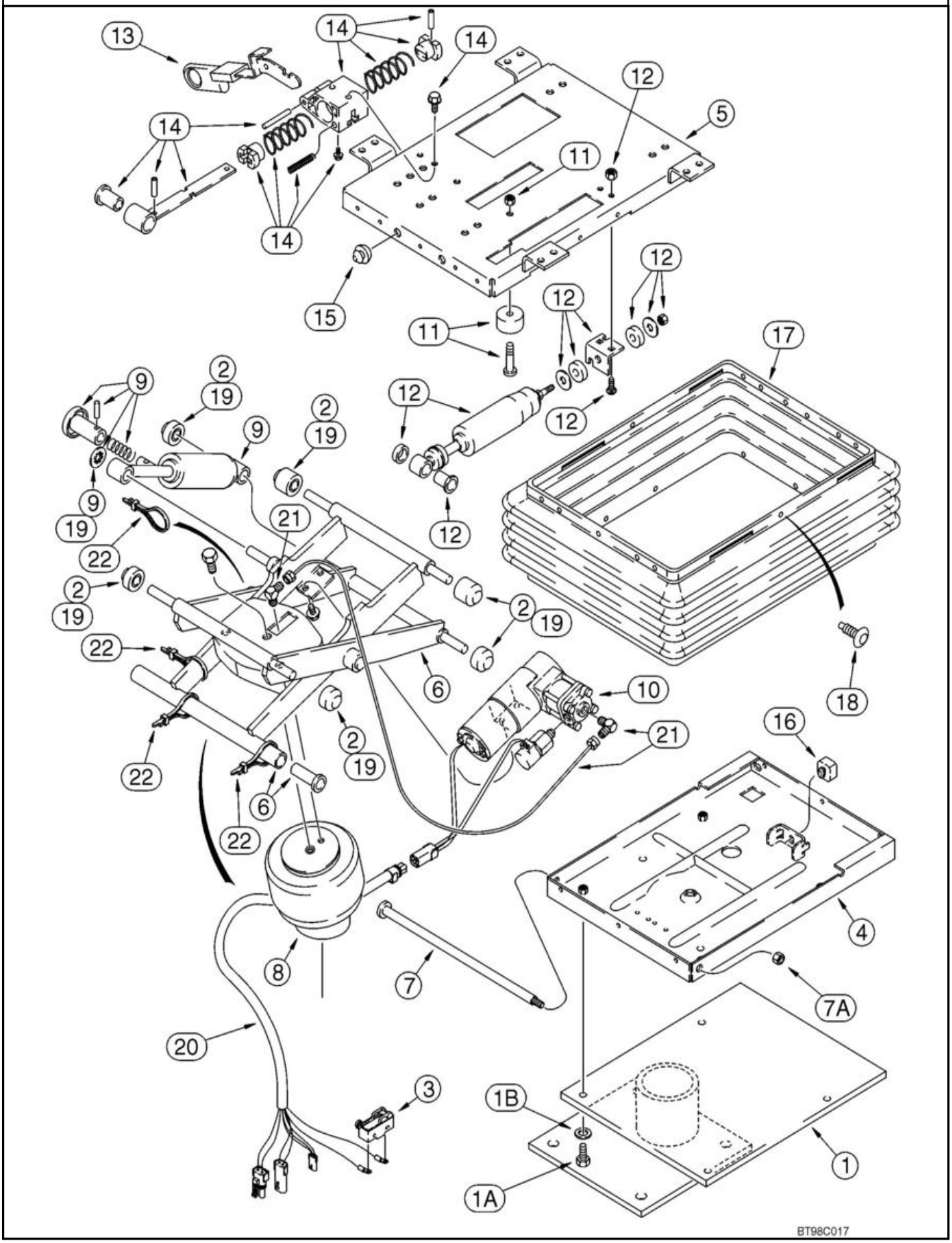

ASSENTO DO OPERADOR - SUSPENSÃO A AR

REF FN	PART NUMBER	YR/SN	QTY	DESCRIPTION
	397137A1		1	SEAT ASSY. Air Suspension Seat, Cloth, With Armrests, Incl 1 - 22; Also Includes Parts On Figure 09-51
1	300669A1		1	SUPORTE Support, Base
1A	614-8025		4	PARAFUSO Hex, M8 x 1.25 x 25mm, Cl 8.8, Full Thd
1B	NSS		2	NO SE VENDE SEPARADO Washer, Incl in 397137A1
	300685A1		1	CONJUNTO Air Suspension Assembly, Incl Parts From Upper To Lower Housing Plates, Incl. Ref 2 - 16, 18 - 22, Includes all items shown except for the boot and pedestal, Ref 1 and 17
2	135512A3		1	PACOTE Roller Bearing, Isolator, Incl (4) Narrow Rollers, (2) Wide Rollers, (1) Bushing, (1) Spacer, (1) Retaining Ring, Isolator
3	D137363		1	INTERRUPTOR Contact, Swivel Limit Switch
4	226560A1		1	HOUSING Lower, With Upper Stop Bracket
5	300688A1		1	HOUSING Upper
6	132862A1		1	BRAÇO Arm, Suspension
7	143786A1		1	VEIO 308.9mm L
7A	230-4216		1	CONTRAPORCA 3/8"-16, GA
8	197793A1		1	MOLA Air Spring, Incl Air Spring, J-Clip and (3) Ties
9	132866A1		1	SHOCK ABSORBER Kit, Incl Shock, (2) Bearings, Fastener, Actuator Arm, Roll Pin, Bracket and Retaining Ring
	132864A1		1	CONJUNTO Kit, Compressor/Valve, Includes Compressor, Valve, Mount, Air Line Tubing, (2) Screws, (2) Sleeves and (2) Nuts, Incl 300689A1, 300690A1
10	300689A1		1	CONJUNTO Compressor/Valve
	300690A1		1	PEÇAS DE MONTAGEM Compressor

90.120.05	02	p2	1/2017

ASSENTO DO OPERADOR - SUSPENSÃO A AR

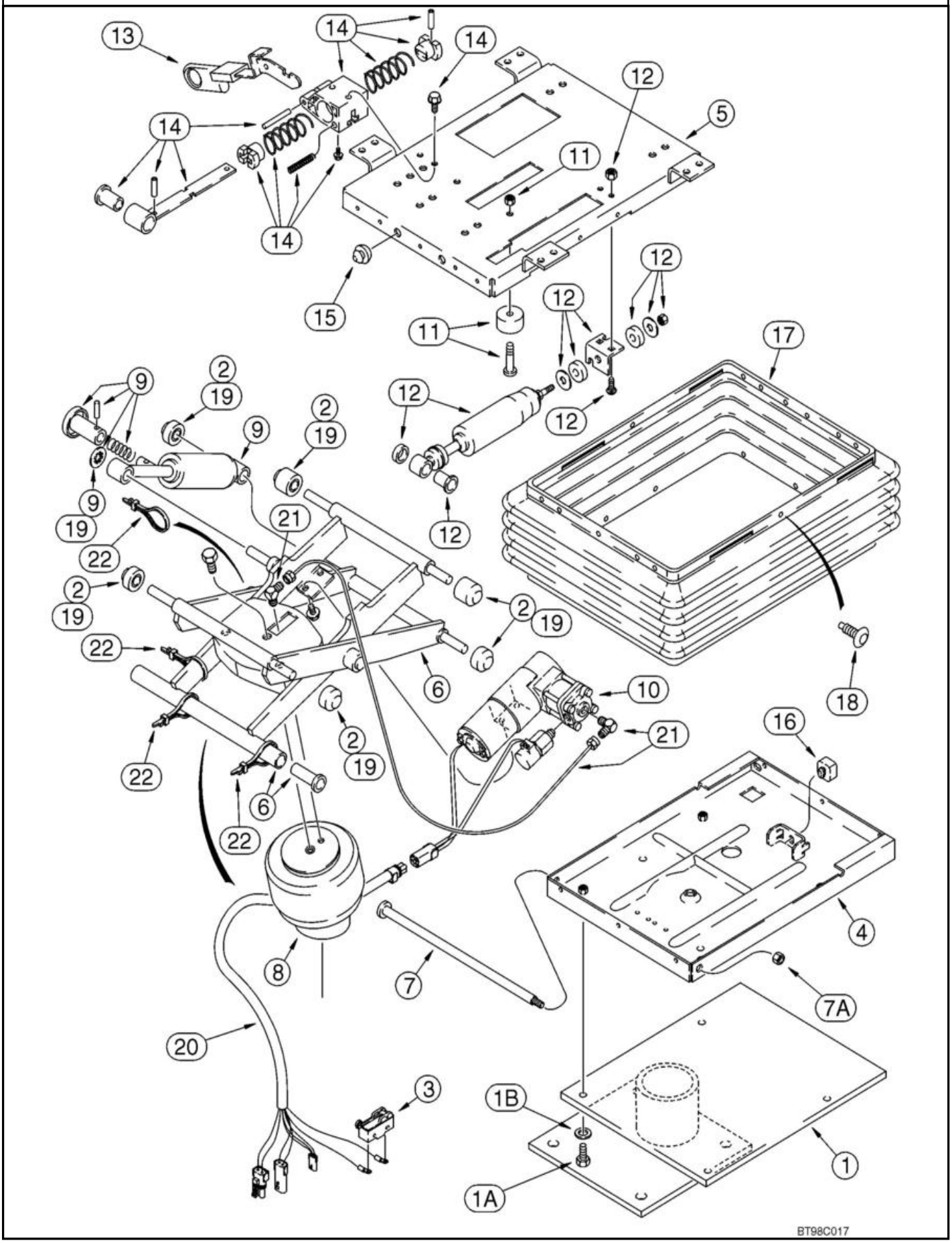

ASSENTO DO OPERADOR - SUSPENSÃO A AR

REF FN	PART NUMBER	YR/SN	QTY	DESCRIPTION
11	180593A1		1	CONJUNTO Bumper, Incl 231-1444, 340-12520
	231-1444		2	PORCA 1/4"-20, GB
	340-12520		2	PARAFUSO Cross Pan Hd, 1/4"-20 x 1 1/4"
12	300691A1		1	SPARE PART SET Fore/Aft Isolator Latch, Incl Shock Absorber, (3) Nuts, (2) Washers, (2) Grommets, (1) Bearing and (15) Clips
13	1981850C1		1	MAÇANETA Knob, Isolator Control, Fore/Aft
14	300692A1		1	SPARE PART SET Fore/Aft Isolator Latch, Incl Latch Assy and (2) Screws
15	133422A1		2	PÁRA-CHOQUES Rubber
16	A45054		1	PÁRA-CHOQUES Neoprene Seat
17	133421A1		1	PACOTE Boot, With Pins
18	132872A1		1	CONJUNTO Boot Pin, Package of 23 Retainers and (3) Dome Nuts
19	180594A3		1	CONJUNTO Rollers and Bearings, Includes (2) Bushings, (6) Rollers, (1) Push Nut, (5) Bearings and (2) Spacers, Incl 131-425 Nut
	131-425		1	PORCA DE PRESSÃO Push, 1/2"
20	300896A1		1	CABLAGEM
21	1990548C4		1	CONJUNTO Air Line and Fittings, Includes (2) Elbows, (1) Tee, (2) Adapters, 3.5 Feet Nylon Tubing, (5) Ties and (1) J-Clip, Incl 22
22	L18337		4	BRAÇADEIRA DE CABO 9.95"-12.1" lg CABLE STRAP 15 in

90.120.06	01	p1	1/2017

CONJUNTO DO ASSENTO STANDARD - SUPORTE

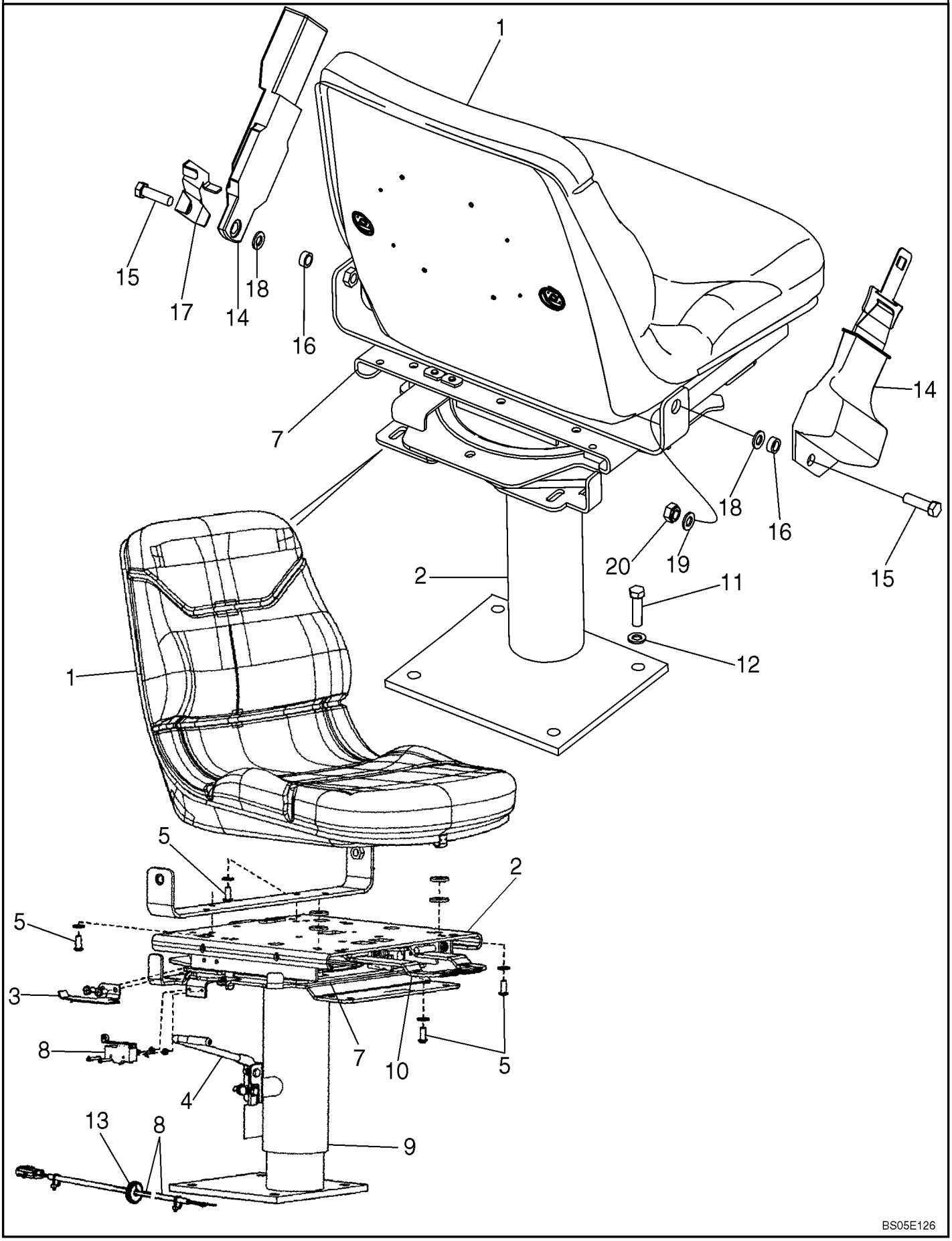

CONJUNTO DO ASSENTO STANDARD - SUPORTE

REF FN	PART NUMBER	YR/SN	QTY	DESCRIPTION
	87454292		1	SEAT ASSY. Standard, Vinyl, Without Armrest, Sears Brand; Includes Seat, Swivel and Pedestal, and Swivel Bearing Kit, Ref 1 - 10
1	87338681		1	ENCOSTO DE BANCO Seat Only
2	87346606		1	ACESSÓRIO DE BANCO Swivel and Pedestal; Component Parts Not Serviced Separately
3	87346607		1	ACESSÓRIO DE BANCO Lever, Switch Actuator
4	87346611		1	ACESSÓRIO DE BANCO Handle, Height Adjustment
5	87346612		4	ACESSÓRIO DE BANCO Button Head Screw, 5/16 x 3/4
6	87346615		1	ACESSÓRIO DE BANCO Spring Not Illustrated
7	87308132		1	CHUMACEIRA Swivel Bearing; Includes (1) Bolt, (8) Bearings, (1) Clip, (1) Nut, (1) Cotter Pin, (1) Plastic Washer, (1) Ball Retainer; Component Parts Not Serviced Separately
8	87346625		1	CONJUNTO Kit, Switch/Harness, Adj. Height
9	87346633		1	ACESSÓRIO DE BANCO Kit, Pedestal
10	87346634		1	ACESSÓRIO DE BANCO Kit, Slide/Swivel
11	604-12030		4	PARAFUSO Hex, M12 x 30mm, Cl 8.8
12	896-15012		4	ANILHA 13.5mm ID x 28mm OD x 4mm Thk
13	248-2373		1	PASSA-FIOS 1/2" ID x 1 1/4" Groove Dia, Str Cut
14	87408888		1	CINTO DE SEGURANÇA 76.20 mm W Retractable, If used
14	87408889		1	CINTO DE SEGURANÇA 50.80 mm W Retractable, If used
15	414-724		2	PARAFUSO Hex, 7/16" - 20 x 1-1/2", Gr 5
16	87311572		2	ESPAÇADOR 12.7mm x 19mm x 9mm
17	87310149		1	SUPORTE Left-Hand; Seat Belt Mounting/Standard Seat

90.120.06	01	p2	1/2017

CONJUNTO DO ASSENTO STANDARD - SUPORTE

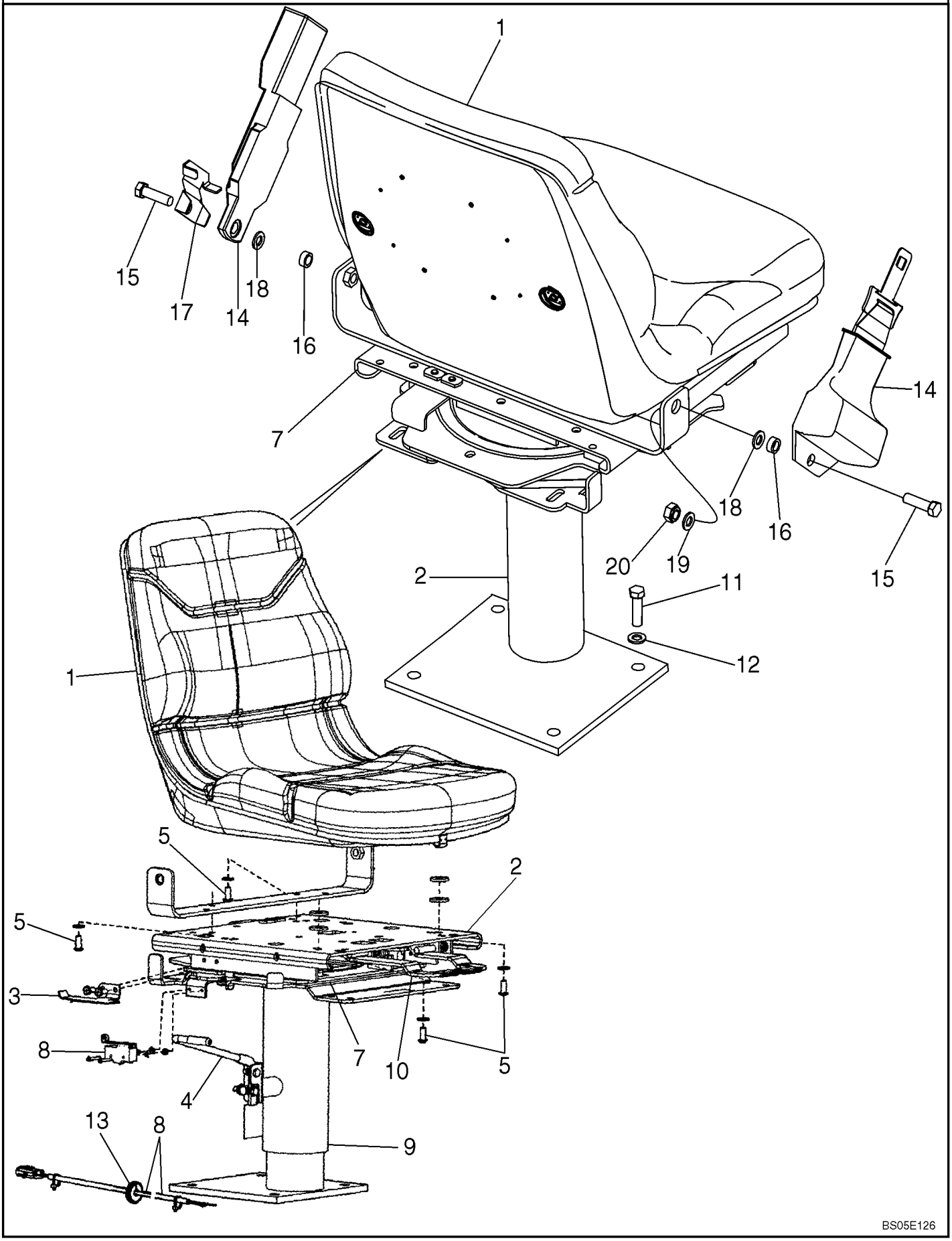

CONJUNTO DO ASSENTO STANDARD - SUPORTE

REF	FN	PART NUMBER	YR/SN	QTY	DESCRIPTION
18		495-81169		2	ANILHA 17/32" x 2 1/2" x .120"
19		496-81010		4	ANILHA
20		232-4617		2	CONTRAPORCA 7/16"-20, GC

90.120.10	01	p1	1/2017

CAIXA DE FERRAMENTAS - KIT INSTALAÇÃO RETRO (ACOPLAMENTO TRASEIRO)

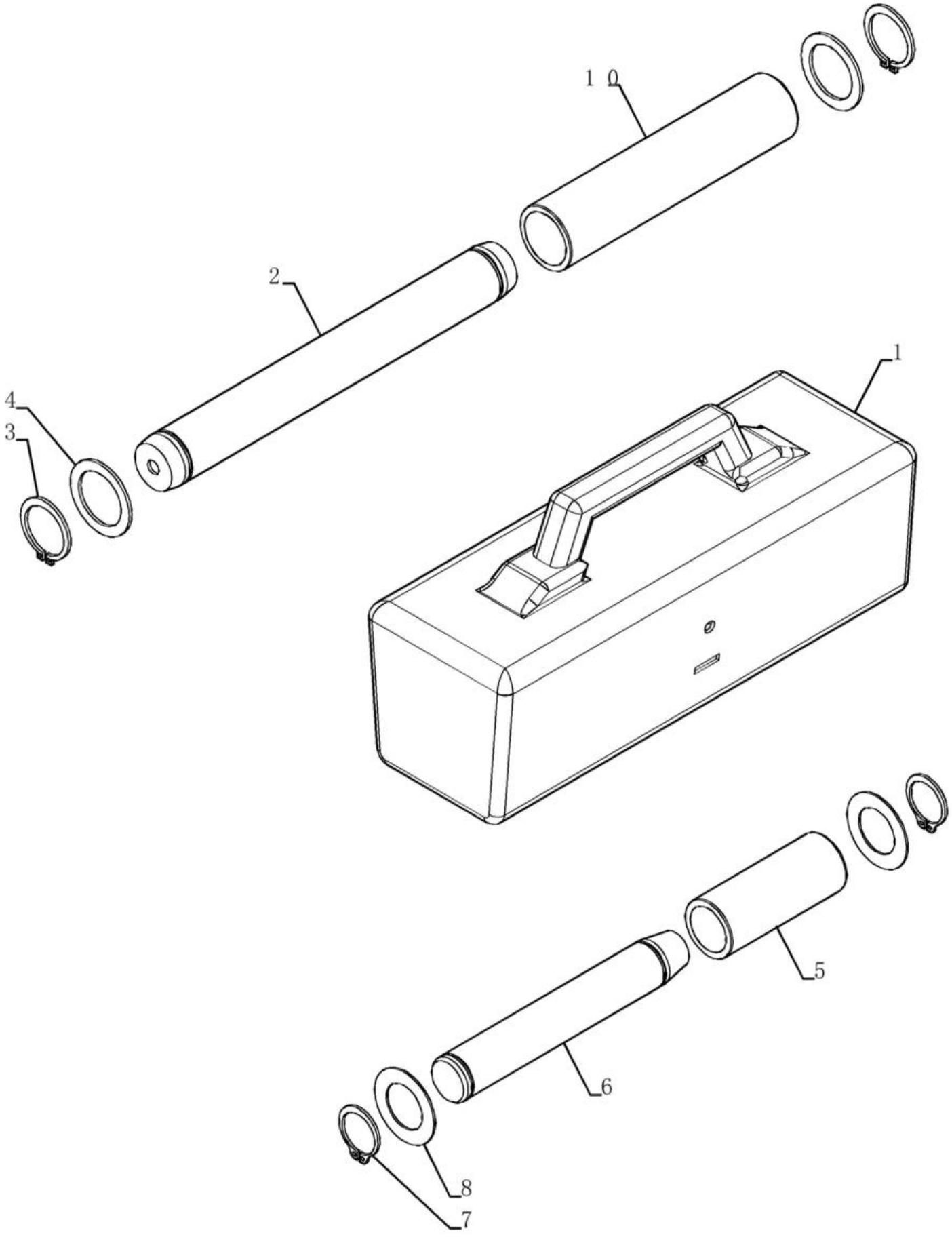

CAIXA DE FERRAMENTAS - KIT INSTALAÇÃO RETRO (ACOPLAMENTO TRASEIRO)

REF FN	PART NUMBER	YR/SN	QTY	DESCRIPTION
1	87590309		1	CAIXA DE FERRAMENTAS
2	84306037		1	PERNO 44.29mm OD x 372.6mm L
3	103-16175		2	ANEL #175, Ext
4	495-81226		2	ANILHA 46.02mm ID x 63.5mm OD x 3.35mm Thk
5	84300835		1	MANGA 38.3mm ID x 50mm OD x 125mm L
6	D37614		1	PERNO 38mm Od x 246mm L
7	D25279		2	ANEL M35, Int
8	D143324		2	WASHER 38.15mm ID x 64mm OD x 1.7mm Thk
9	84305928		1	INSTRUÇÃO
10	84305919		1	MANGA 44.5mm ID x 55mm OD x 246mm L

90.120.12	01	p1	1/2017

BOLSA DE FERRAMENTAS

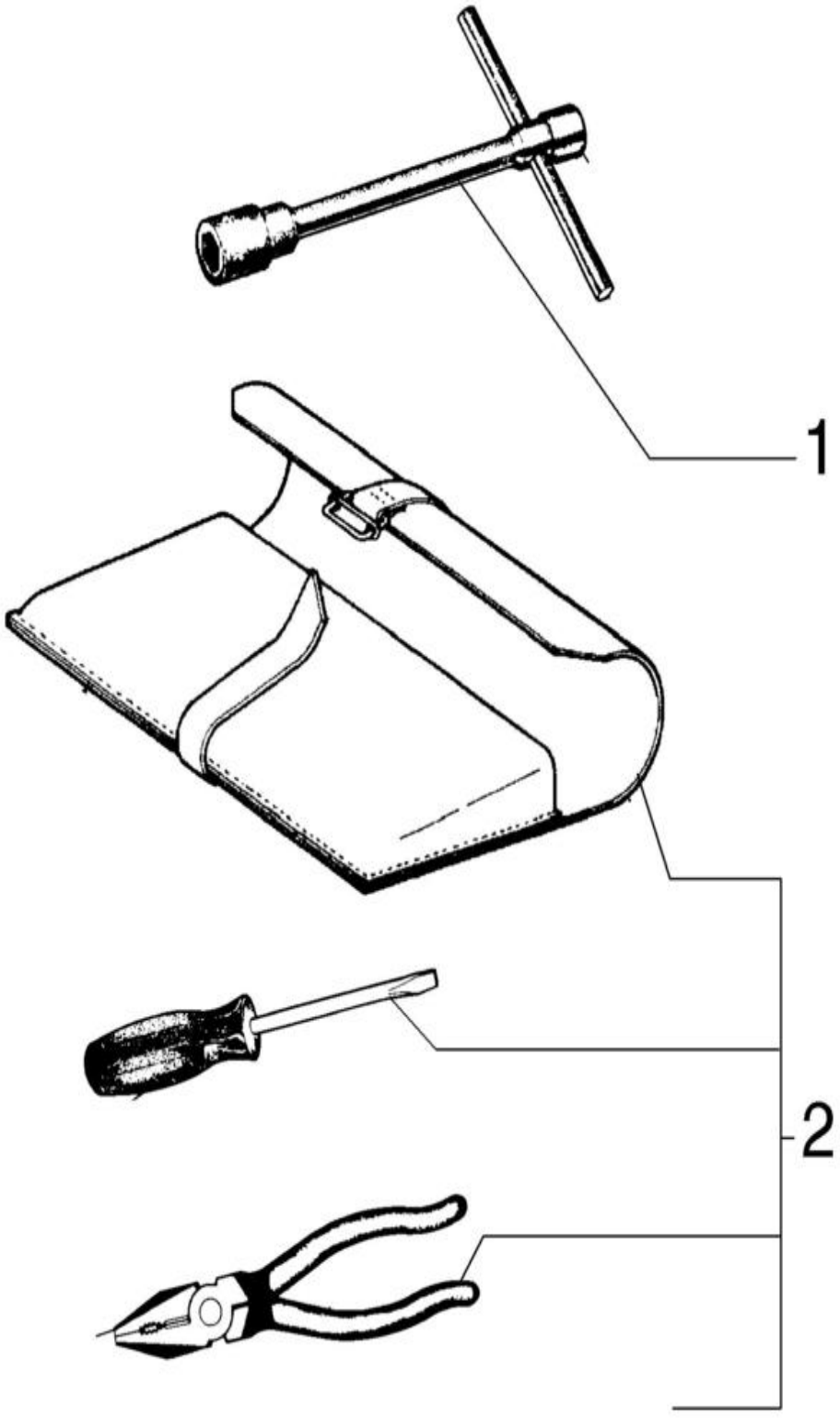

BOLSA DE FERRAMENTAS

REF	FN	PART NUMBER	YR/SN	QTY	DESCRIPTION
1		147491A1		1	CHAVE DE BLOQUEIO
1		84274648		1	FERRAMENTA
2		E155218		12	JOGO

90.150.01	01	p1	1/2017

CABINE - TAPETES

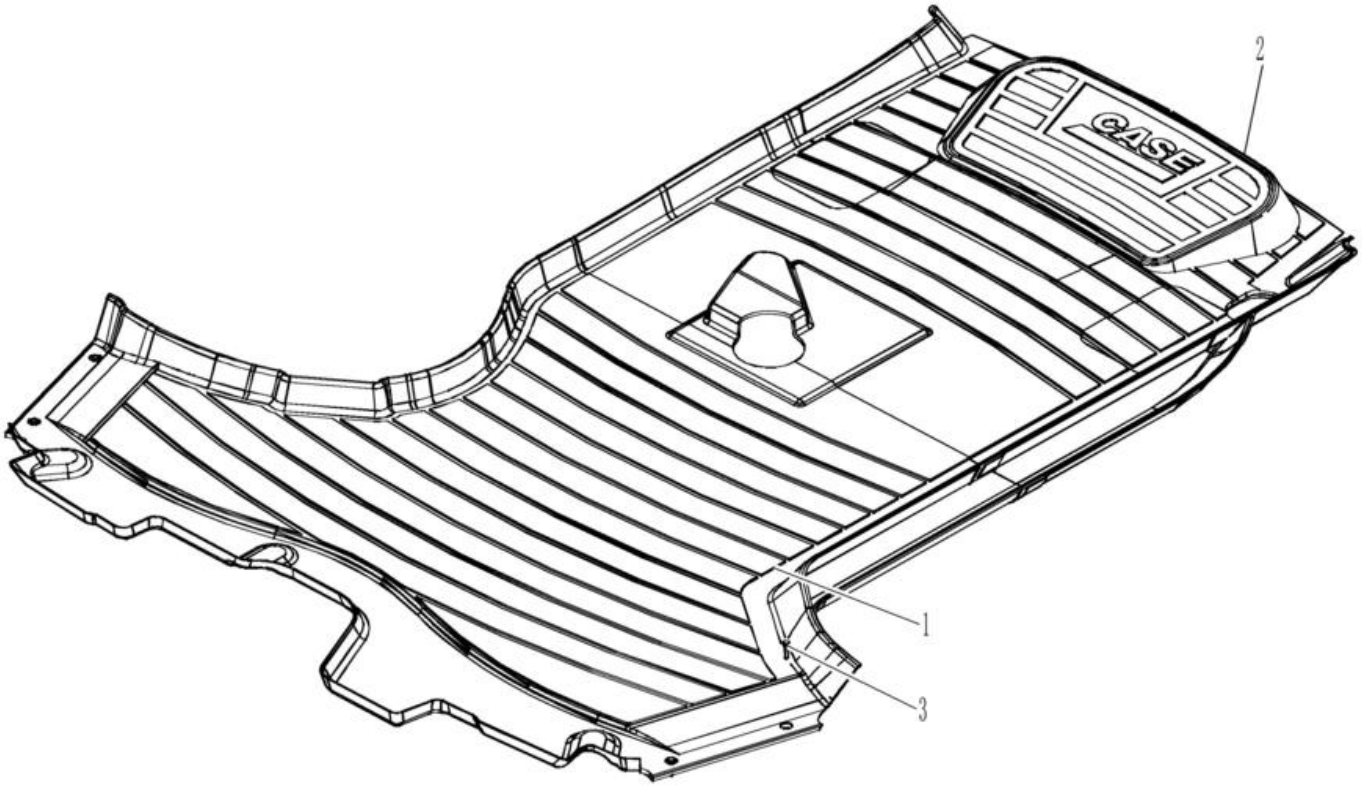

CABINE - TAPETES

REF	FN	PART NUMBER	YR/SN	QTY	DESCRIPTION
1		390551A2		1	TAPETE DE CHÃO
2		87596207		1	TAPETE DE CHÃO With Mechanical Controls
2		84224307		1	TAPETE DE CHÃO With Pilot Controls
3		280-16516		4	PARAFUSO Hex Wash Hd, #10 x 1"

90.150.02	01	p1	1/2017

CABINE - INSTALAÇÃO

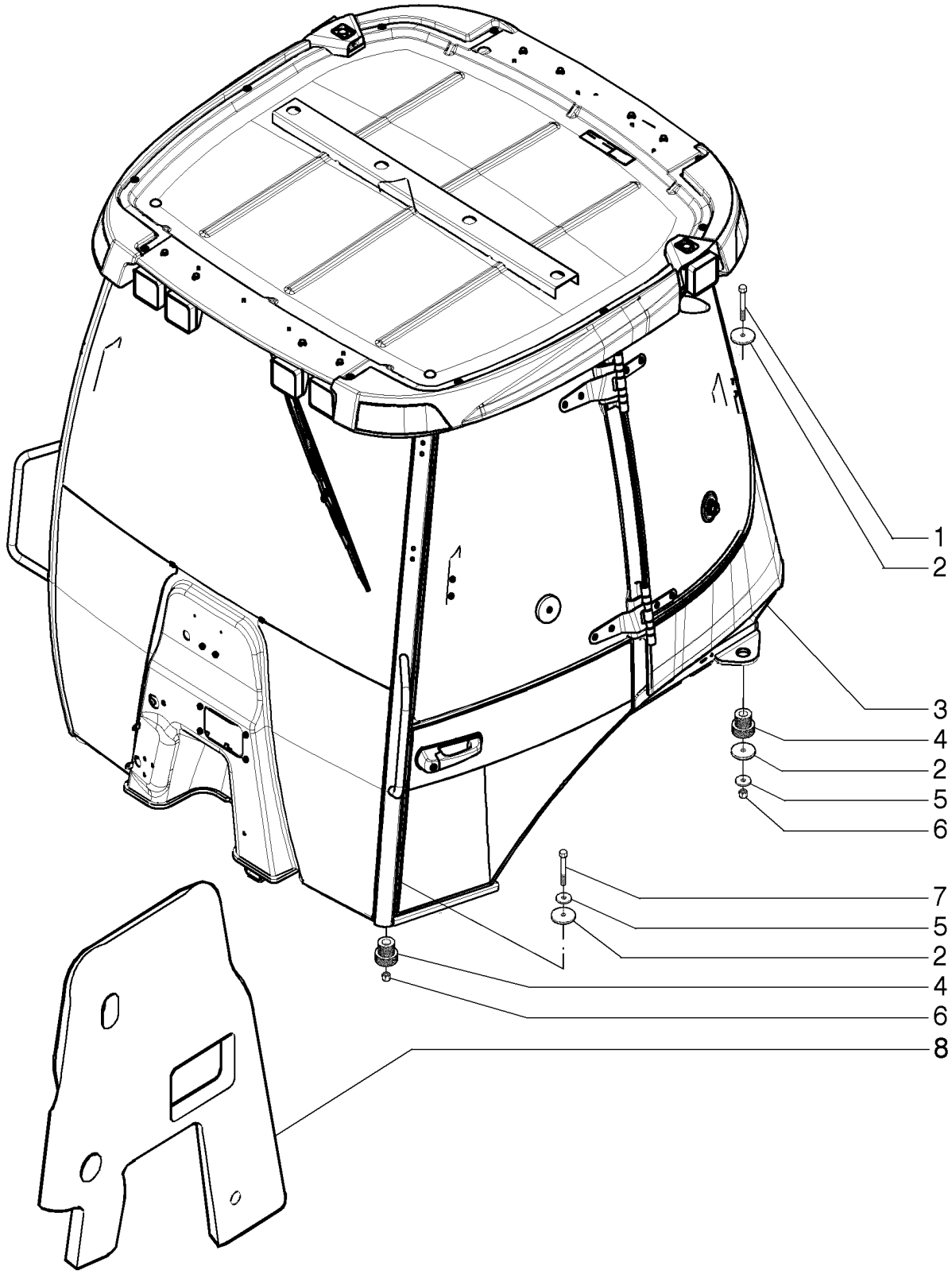

CABINE - INSTALAÇÃO

REF FN	PART NUMBER	YR/SN	QTY	DESCRIPTION
1	827-16100		2	PARAFUSO Hex, M16 x 2 x 100mm, Cl 10.9
2	47384148		6	ANILHA 17mm ID x 70mm OD x 4.50mm, HTS ZNM
3	47522722		1	CABINA
4	411892A1		4	MONTAGEM DE BORRACHA
5	87655044		4	ANILHA ESPECIAL 17.75mm ID x 31.50mm OD x 4.20mm, HTS Boron, ZNM
6	829-1416		4	PORCA M16, Cl 10
7	827-16085		2	PARAFUSO Hex, M16 x 2 x 85mm, Cl 10.9
8	84410183		1	COBERTURA
8	84530619		1	COBERTURA

90.150.02	02	p1	1/2017

CABINE - REVESTIMENTOS E TAMPAS

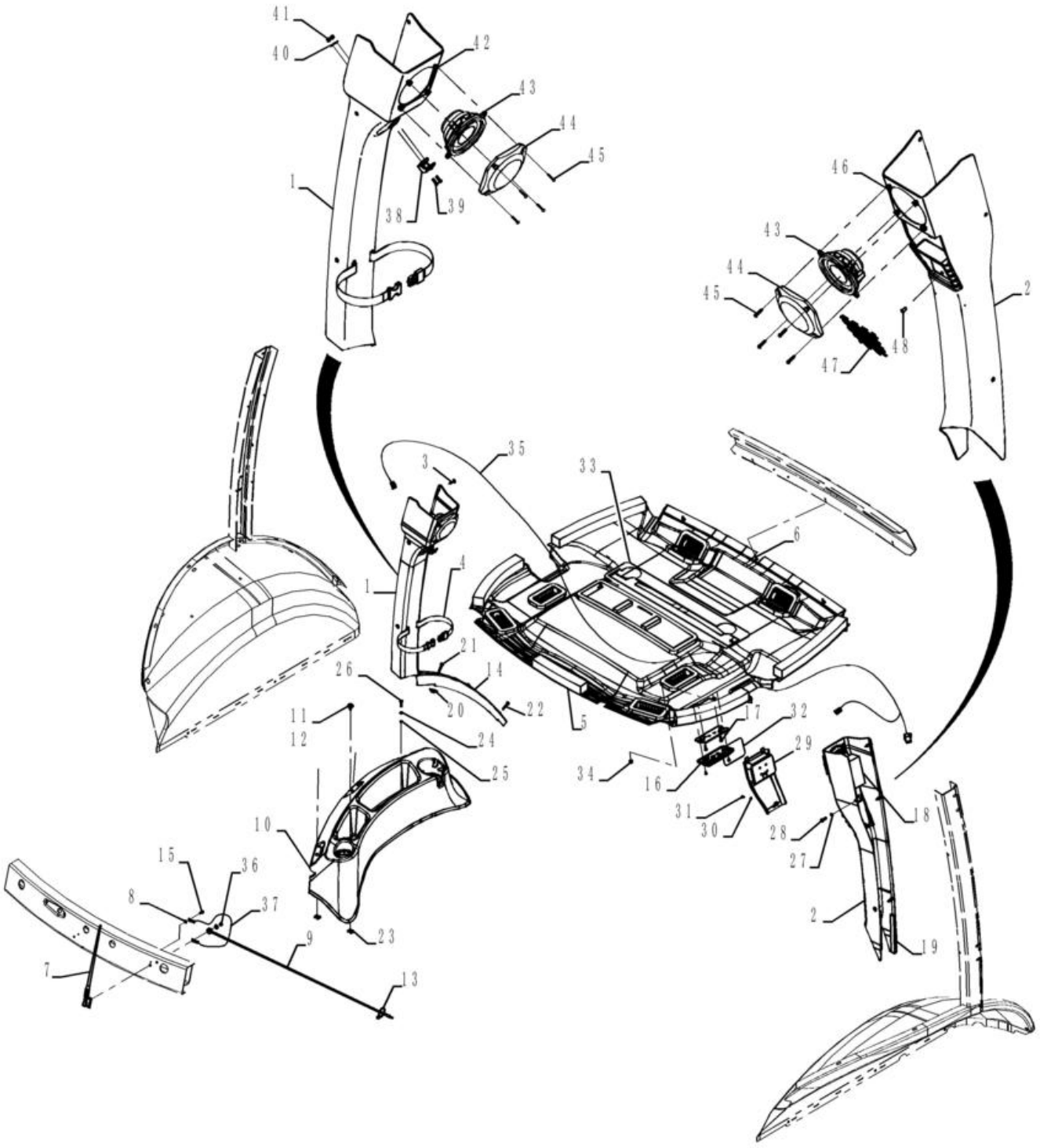

CABINE - REVESTIMENTOS E TAMPAS

REF	FN	PART NUMBER	YR/SN	QTY	DESCRIPTION
1		84397644		1	COBERTURA
2		84224375		1	TAMPA CONJUNTO
3		401949A1		9	FIXADOR
4		378227A1		1	STRAP 500mm L
5		84224379		1	ACABAMENTO INTERNO
6		47602865		3	PARAFUSO Phillips Drive, Oval HD, M16 x 1
7		197745A1		1	ANTENA
8		893-11005		1	ANILHA DE RETENÇÃO Ext Tooth, M5
9		381659A1		1	CABO ELÉCTRICO
10		86992247		1	BANDEJA
11		87310186		2	ANILHA 6.6mm ID x 25mm OD x 1.6mm Thk
12		87310098		2	PARAFUSO M6 x 20 Full SST BLO
13		L11541		1	BRAÇADEIRA DE CABO 203.2mm L, Nylon CABLE STRAP
14		397026A3		1	GUARNIÇÃO
15		282-17512		1	PARAFUSO Hex Wshr Hd, #10 - 16 x 3/4"
16		380719A2		1	FAROL (If Pin A = 12V - Order 47602061, if Pin A = Grd - Order 47774628)
16		47602061		1	LUZ DO TECTO
16		47774628		1	LUZ DO TECTO
17		281-54512		2	PARAFUSO Hex Wshr Hd, #10 - 24 x 3/4"
18		412285A1		1	CINTA
19		414939A1		2	VEDANTE 200mm L
20		131-869		3	PORCA-MOLA Ret, J, #10-24
21		87534992		2	PARAFUSO Pan Head, M10 x 28mm
22		87310126		1	PARAFUSO Phillips Drive, Pan HD, #10 - 24 x 3/4", SST
23		833-40406		2	PORCA M6, U
24		87310146		4	ANILHA 5.16mm ID x 19.05mm OD x 1.55mm Thk
25		231-14109		2	CONTRAPORCA #10-24, GB
26		87310127		2	PARAFUSO Pan HD, #10 - 24 x 1", SST
27		85801991		1	ANILHA 6.3mm OD x 18mm ID x 4mm Thk

90.150.02	02	p2	1/2017

CABINE - REVESTIMENTOS E TAMPAS

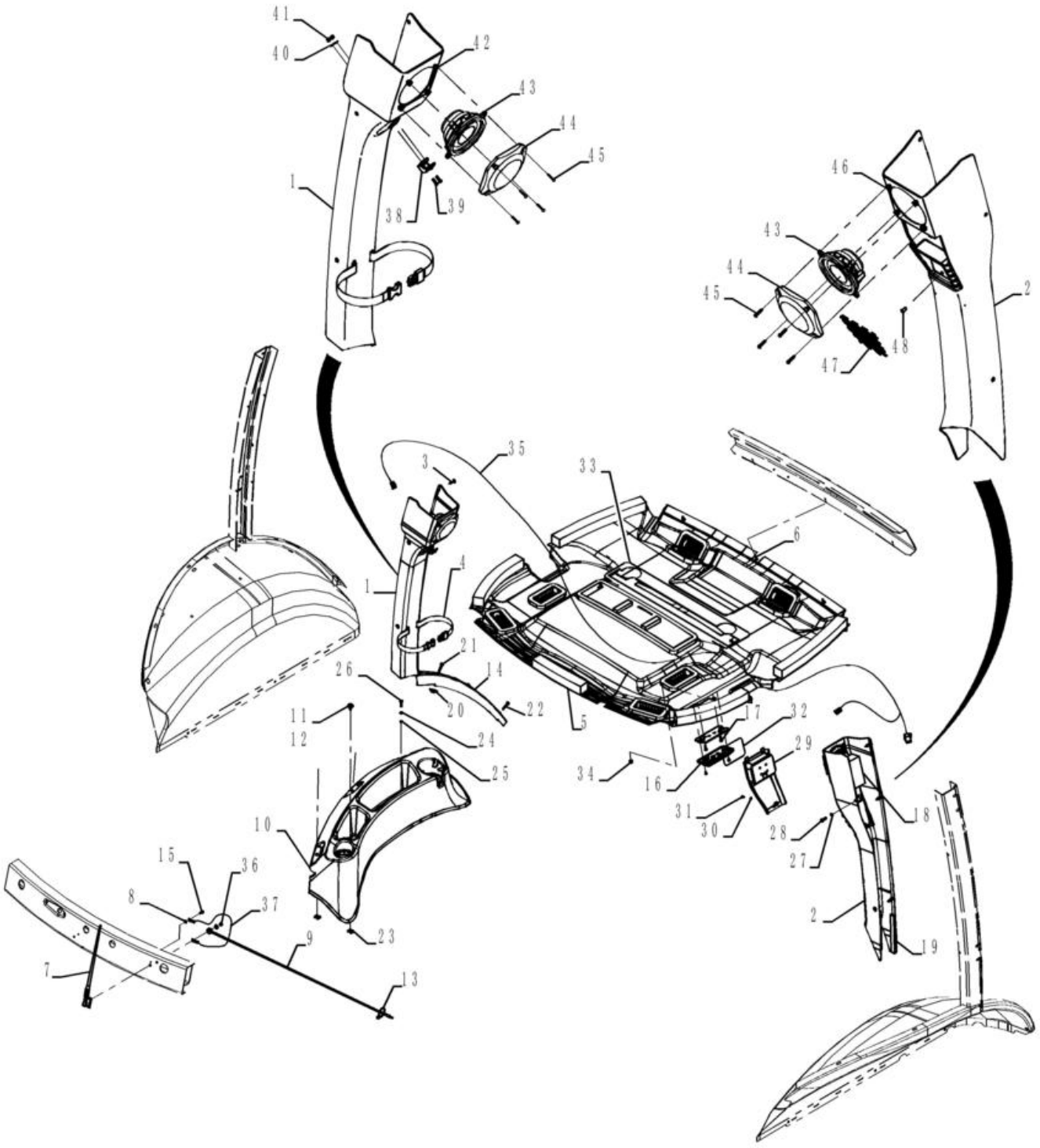

CABINE - REVESTIMENTOS E TAMPAS

REF FN	PART NUMBER	YR/SN	QTY	DESCRIPTION
28	13313217		1	PARAFUSO Pozidriv Oval Hd, Csk, M6 x 20mm, Cl 5.8, Full Thd
29	84224376		1	FRISO
30	895-11004		1	ANILHA 4.3mm ID x 9mm OD x 0.8mm Thk
31	840-1412		1	PARAFUSO Hex Skt, M4 x 12mm, Cl 4.8
32	84224378		1	DÍSTICO
33	382770A2		1	ISOLAMENTO DE ESPUMA 3mm Thk Filter Tray, Headliner
34	353-403		1	TAMPÃO Dome, .437" hole, Nylon
35	382664A2		1	CABLAGEM
36	825-2405		1	PORCA FLANGEADA M5 x .8, Flg, Cl 8
37	291010A1		1	FIOS ELÉCTRICOS WIRE
38	114549A1		1	CABIDE PARA CASACO
39	87310147		2	PARAFUSO Pan Cross Recess Phillips, M4 x 0.7 x 16mm, Stainless
40	895-11004		2	ANILHA 4.3mm ID x 9mm OD x 0.8mm Thk
41	832-10404		2	PORCA M4 x 0.7, Cl 8.8
42	177269A1		4	PORCA-MOLA M4.2
43	182721A2		2	ALTIFALANTE
44	187281A1		2	COBERTURA
45	761-17325		8	PARAFUSO Pan Hd, M4.2 x 25
46	177269A1		4	PORCA-MOLA M4.2
47	84224377		1	REDE
48	87603595		1	PORCA BH, M4 x 0.7 x 11.9mm L
49	84292403		1	ANILHA

90.150.03	01	p1	1/2017

CABINE - ESTRUTURA



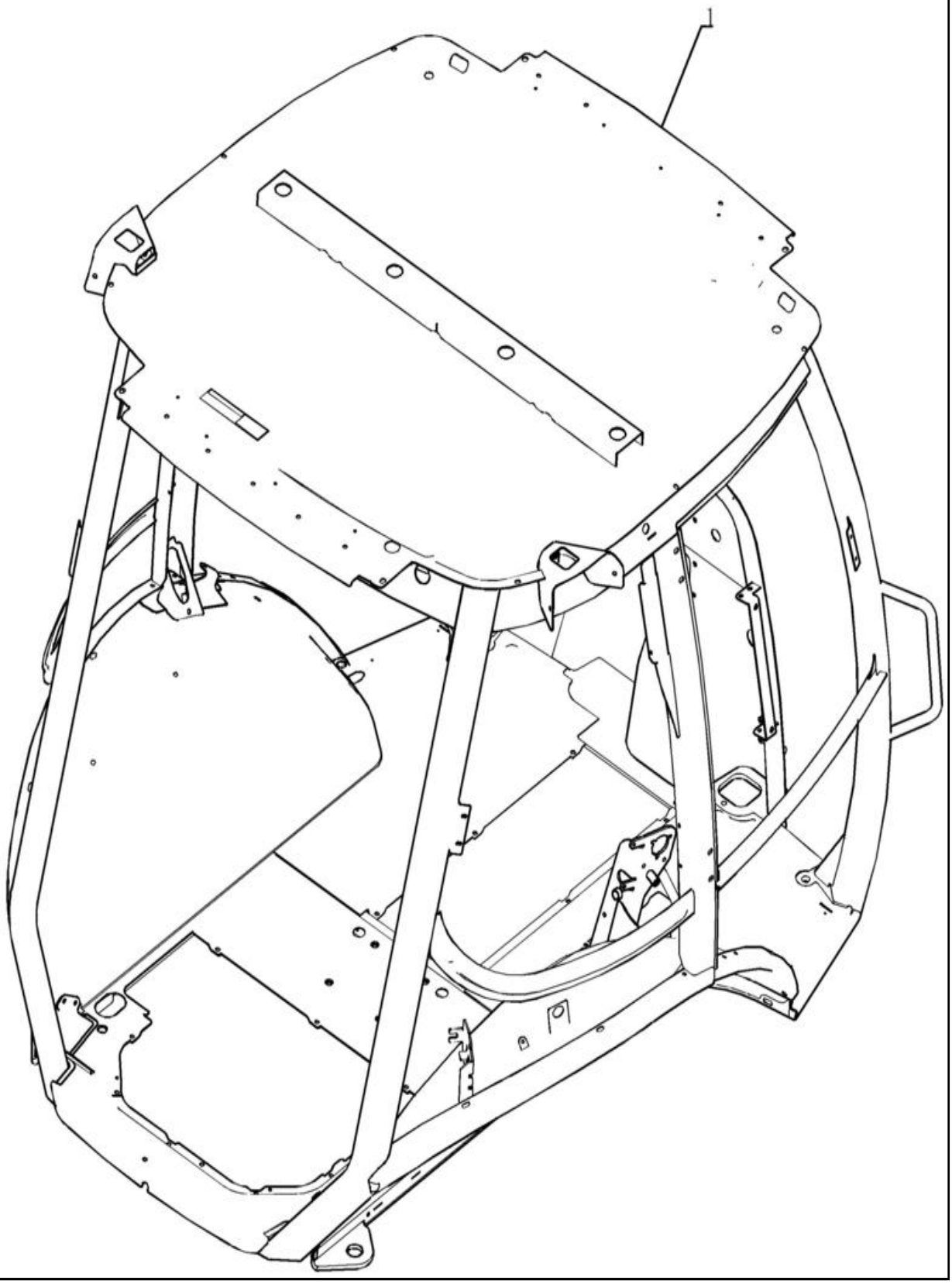

CABINE - ESTRUTURA

REF	FN	PART NUMBER	YR/SN	QTY	DESCRIPTION
1		84222541		1	CABINA Narrow One Door
1		84222542		1	CABINA Narrow Two Door
1		84222543		1	CABINA Wide One Door
1		84222544		1	CABINA Wide Two Door

580N-RETRO-CARREGADORA (BRASIL)

90.150.03	02	p1	1/2017

CABINE - ADORNOS E COBERTURAS

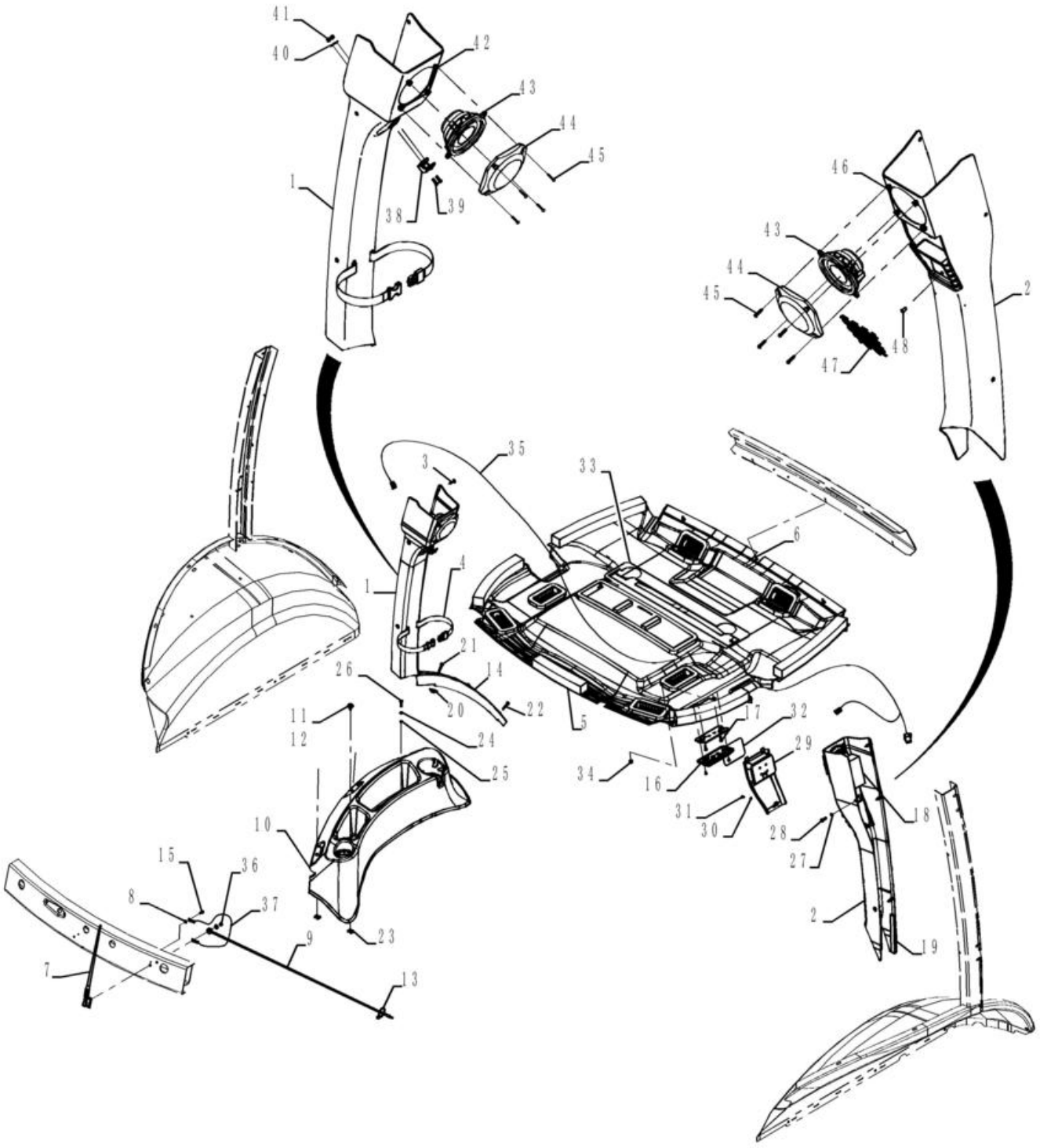

CABINE - ADORNOS E COBERTURAS

REF	FN	PART NUMBER	YR/SN	QTY	DESCRIPTION
1		84397644		1	COBERTURA
1		{47955643}		1	LE, Cab Deluxe, A partir do chassi
2		84224375		1	TAMPA CONJUNTO
2		{47955624}		1	LD, Cab Deluxe, A partir do chassi
3		401949A1		9	FIXADOR
4		378227A1		1	STRAP 500mm L
5		84224380		1	ACABAMENTO INTERNO Até chassi
5		{47955627}		1	Cab Deluxe, A partir do chassi
6		47602865		3	PARAFUSO Phillips Drive, Oval HD, M16 x 1
7		197745A1		1	ANTENA
8		893-11005		1	ANILHA DE RETENÇÃO Ext Tooth, M5
9		381659A1		1	CABO ELÉCTRICO
10		86992245		1	COBERTURA Até chassi
10		47955814		1	TAPEÇARIA LE, Cab Deluxe, A partir do chassi
11		87310186		2	ANILHA 6.6mm ID x 25mm OD x 1.6mm Thk
12		87310098		2	PARAFUSO M6 x 20 Full SST BLO
13		L11541		1	BRAÇADEIRA DE CABO 203.2mm L, Nylon
14		397774A3		1	CINTA
15		282-17512		1	PARAFUSO Hex Wshr Hd, #10 - 16 x 3/4"
16		380719A2		1	FAROL (If Pin A = 12V - Order 47602061, if Pin A = Grd - Order 47774628)
16		47602061		1	LUZ DO TECTO
16		47774628		1	LUZ DO TECTO
17		281-54512		2	PARAFUSO Hex Wshr Hd, #10 - 24 x 3/4"
18		412285A1		1	CINTA
19		414939A1		2	VEDANTE 200mm L
20		131-869		3	PORCA-MOLA Ret, J, #10-24
21		87534992		2	PARAFUSO Pan Head, M10 x 28mm
22		87310126		1	PARAFUSO Phillips Drive, Pan HD, #10 - 24 x 3/4", SST
23		833-40406		2	PORCA M6, U
24		87310146		4	ANILHA 5.16mm ID x 19.05mm OD x 1.55mm Thk

90.150.03	02	p2	1/2017

CABINE - ADORNOS E COBERTURAS

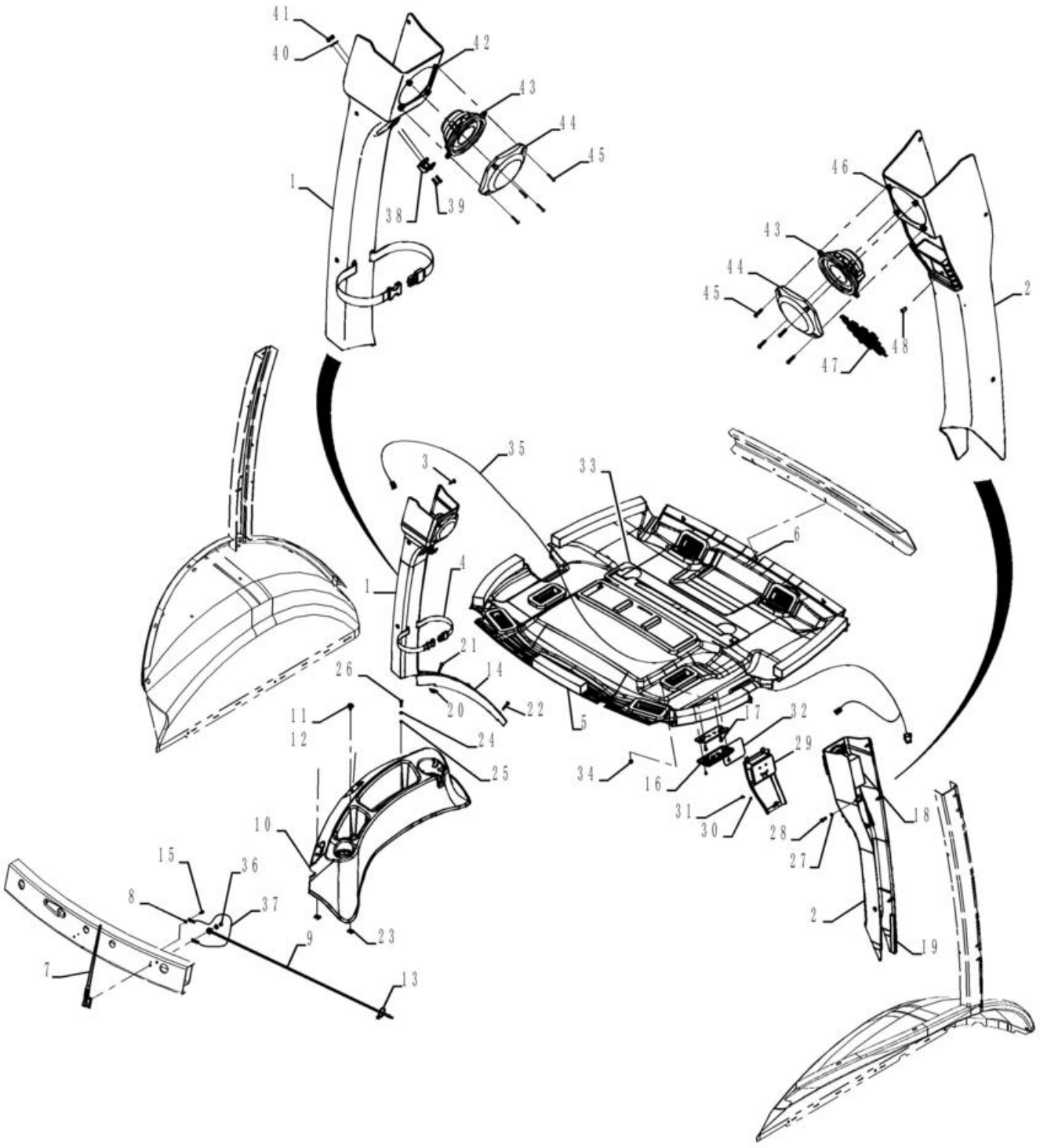

CABINE - ADORNOS E COBERTURAS

REF FN	PART NUMBER	YR/SN	QTY	DESCRIPTION
25	231-14109		2	CONTRAPORCA #10-24, GB
26	87310127		2	PARAFUSO Pan HD, #10 - 24 x 1", SST
27	85801991		1	ANILHA 6.3mm OD x 18mm ID x 4mm Thk
28	13313217		1	PARAFUSO Pozidriv Oval Hd, Csk, M6 x 20mm, Cl 5.8, Full Thd
29	84224376		1	FRISO LD, Até chassi
29	47954930		1	FRISO LD, A partir do chassi
30	895-11004		1	ANILHA 4.3mm ID x 9mm OD x 0.8mm Thk
31	840-1412		1	PARAFUSO Hex Skt, M4 x 12mm, Cl 4.8
32	84224378		1	DÍSTICO
33	382770A2		1	ISOLAMENTO DE ESPUMA 3mm Thk Filter Tray, Headliner
34	353-403		1	TAMPÃO Dome, .437" hole, Nylon
35	382664A2		1	CABLAGEM
36	825-2405		1	PORCA FLANGEADA M5 x .8, Flg, Cl 8
37	291010A1		1	FIOS ELÉCTRICOS
38	114549A1		1	CABIDE PARA CASACO
39	87310147		2	PARAFUSO Pan Cross Recess Phillips, M4 x 0.7 x 16mm, Stainless
40	895-11004		2	ANILHA 4.3mm ID x 9mm OD x 0.8mm Thk
41	832-10404		2	PORCA M4 x 0.7, Cl 8.8
42	177269A1		4	PORCA-MOLA M4.2
43	182721A2		2	ALTIFALANTE
44	187281A1		2	COBERTURA
45	761-17325		8	PARAFUSO Pan Hd, M4.2 x 25
46	177269A1		4	PORCA-MOLA M4.2
47	84224377		1	REDE
48	87603595		1	PORCA BH, M4 x 0.7 x 11.9mm L

580N-RETRO-CARREGADORA (BRASIL)

90.150.04	01	p1	1/2017

CABINE - TETO

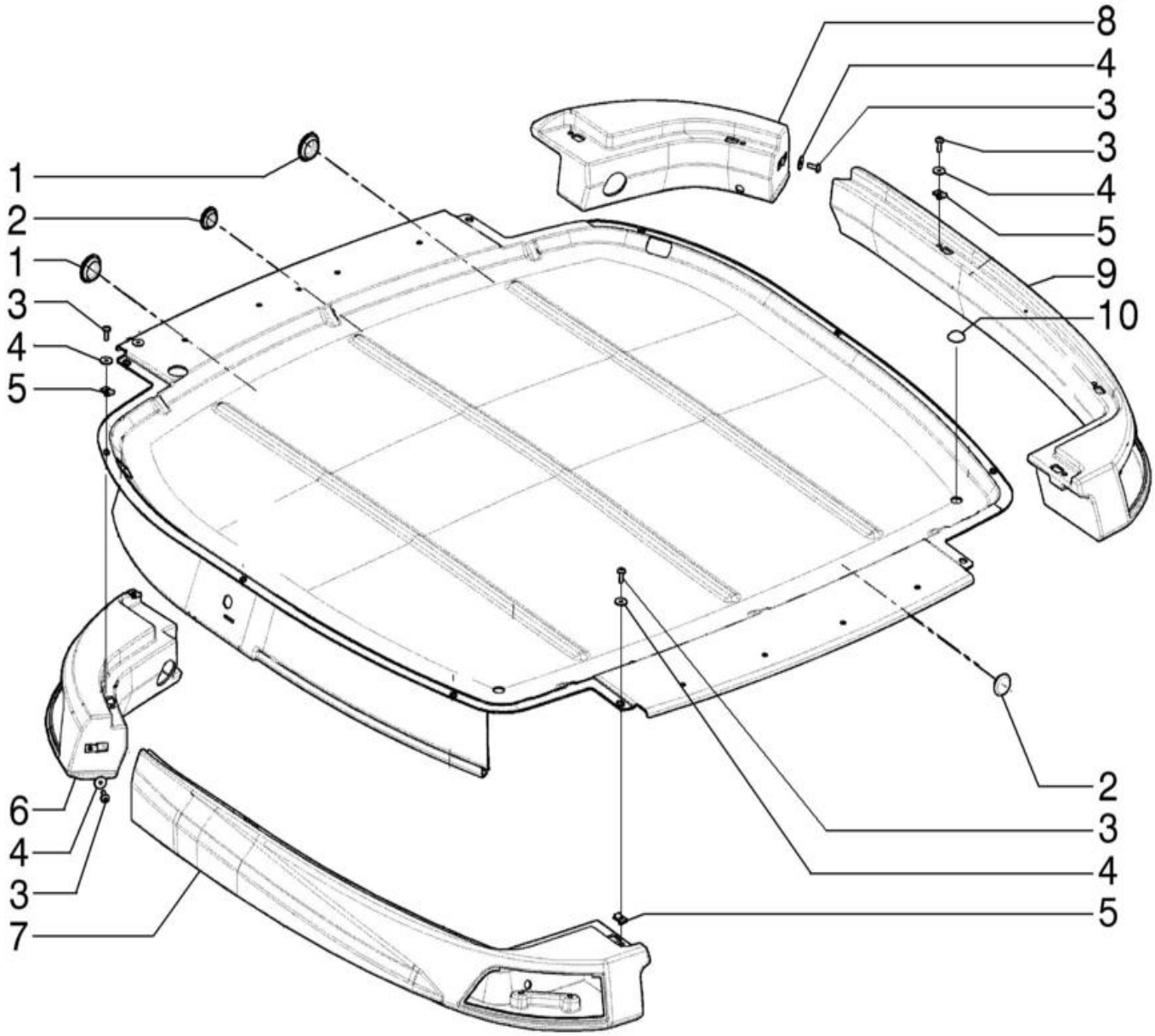

CABINE - TETO

REF FN	PART NUMBER	YR/SN	QTY	DESCRIPTION
1	14508087		2	TAMPÃO 40mm ID
2	14507887		2	TAMPÃO 25mm ID, 39mm OD
3	84270430		14	PARAFUSO Torx, Truss HD, M6 x 1 x 20mm
4	395387A1		14	ANILHA DE VEDAÇÃO 6.4mm ID x 22.3mm OD x 1.6mm Thk
5	833-40406		14	PORCA M6, U
6	84327785		1	ALOJAMENTO
7	84327784		1	ALOJAMENTO
8	84327782		1	ALOJAMENTO
9	84327783		1	ALOJAMENTO
10	395388A1		3	TAMPÃO

90.150.05	01	p1	1/2017

CABINE - TETO, FILTRO, DIFUSORES E LÂMPADA

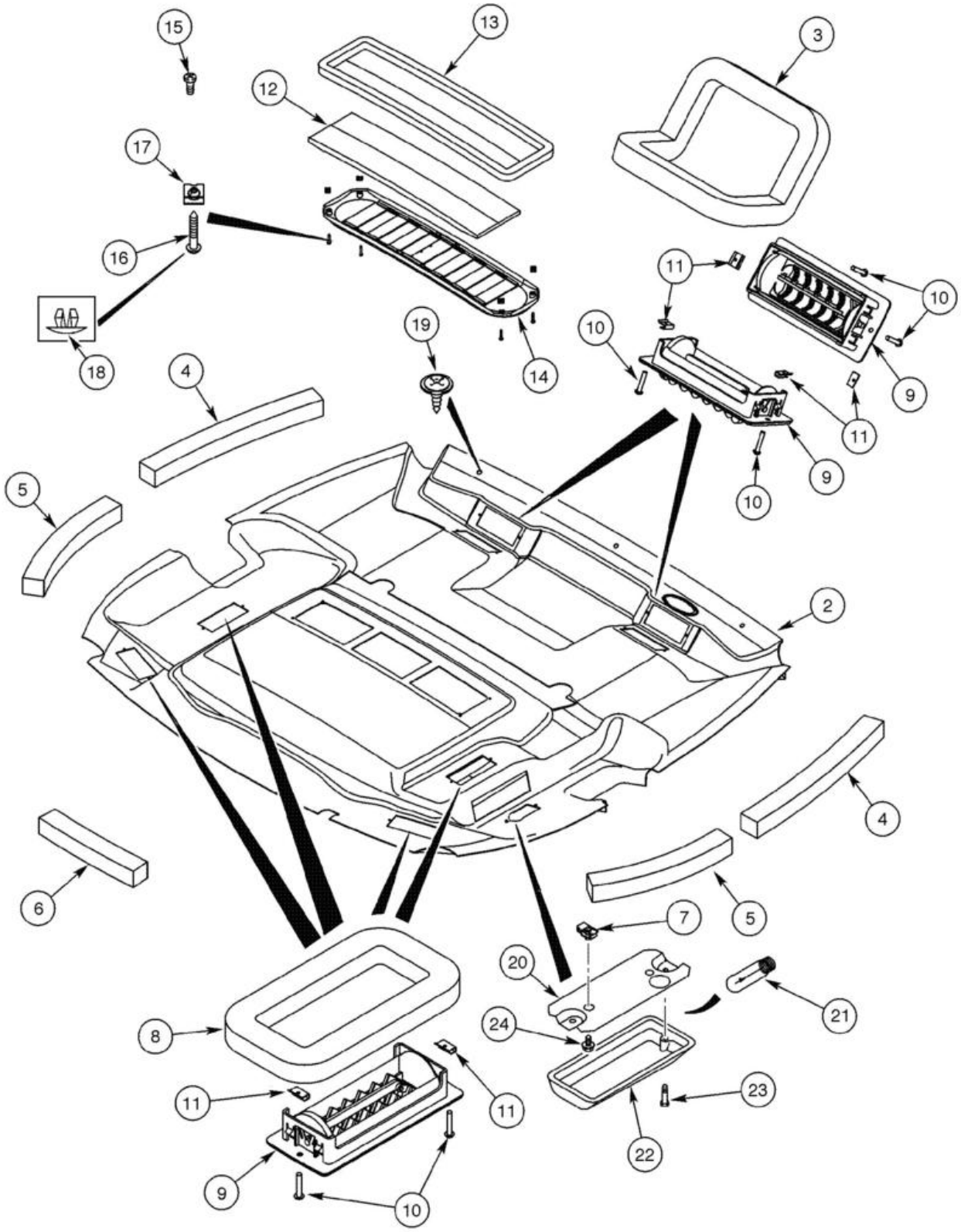

CABINE - TETO, FILTRO, DIFUSORES E LÂMPADA

REF FN	PART NUMBER	YR/SN	QTY	DESCRIPTION
	84224379		1	ACABAMENTO INTERNO Até chassi
	47955625		1	ACABAMENTO INTERNO A partir do chassi
1	84224381		1	ACABAMENTO INTERNO
2	84224382		1	ACABAMENTO INTERNO
2	47954932		1	ACABAMENTO INTERNO A partir do chassi
3	368813A2		2	VEDANTE 168mm L Defrost
4	379160A1		2	ISOLAMENTO DE ESPUMA 50mm W x 494mm L x 45mm Thk Front
5	379161A1		2	VEDANTE 379mm L Rear (379mm)
6	379209A1		1	VEDANTE 303mm L Center (303mm)
7	131-861		2	PORCA-MOLA Tinn, U, #10-24
8	377194A1		4	VEDANTE
8	84499076		4	JUNTA 174mm L x 97mm L A partir do chassi
9	363883A1		8	GRELHA
9	47985130		8	GRELHA A partir do chassi
10	140-103		16	PARAFUSO Cross Pan Hd, #6 - 32 x 3/4"
10	47915691		16	PARAFUSO Cross Pan Hd, #6 - 32 x 1/2" A partir do chassi
11	125749A1		16	PORCA-MOLA
12	377594A5		1	FILTRO
13	381972A1		1	VEDANTE 592.5mm L
14	369450A1		1	GRELHA Incl 15
14	195282A4		1	GRILLE ASSY A partir do chassi, Incl 15
15	260-1436		2	PARAFUSO Cross Pan Hd, #6 x 3/8"
16	414600A1		4	PARAFUSO Pan HD, M8 x 1"
17	177269A1		4	PORCA-MOLA M4.2
18	409723A1		4	TAMPÃO plastic (5,5mm)
19	47602865		3	PARAFUSO Phillips Drive, Oval HD, M16 x 1
	380719A2		1	FAROL (If Pin A = 12V - Order 47602061, if Pin A = Grd - Order 47774628) Incl 20 - 22
	47602061		1	LUZ DO TECTO
	47774628		1	LUZ DO TECTO

90.150.05	01	p2	1/2017

CABINE - TETO, FILTRO, DIFUSORES E LÂMPADA

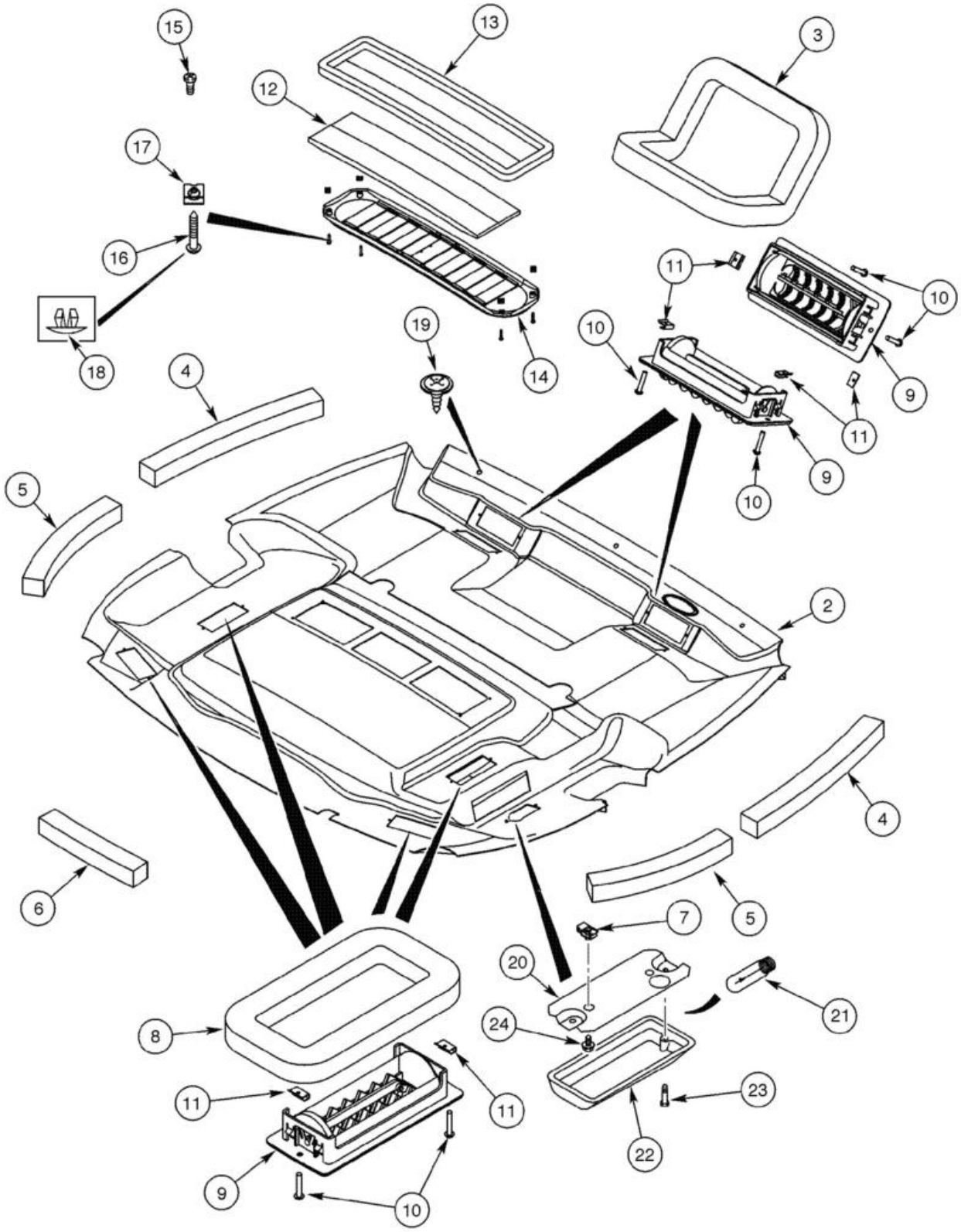

CABINE - TETO, FILTRO, DIFUSORES E LÂMPADA

REF	FN	PART NUMBER	YR/SN	QTY	DESCRIPTION
20		NSS		1	NO SE VENDE SEPARADO BASE, Incl in 380719A2
21		N14466		1	LÂMPADA
22		NSS		1	NO SE VENDE SEPARADO LENS w/ switch, Incl in 380719A2
23		440-1088		2	PARAFUSO Cross Pan Hd, #8-32 x 1/2"
24		281-54512		2	PARAFUSO Hex Wshr Hd, #10 - 24 x 3/4"

90.150.08	01	p1	1/2017

TOLDO - INSTALAÇÃO

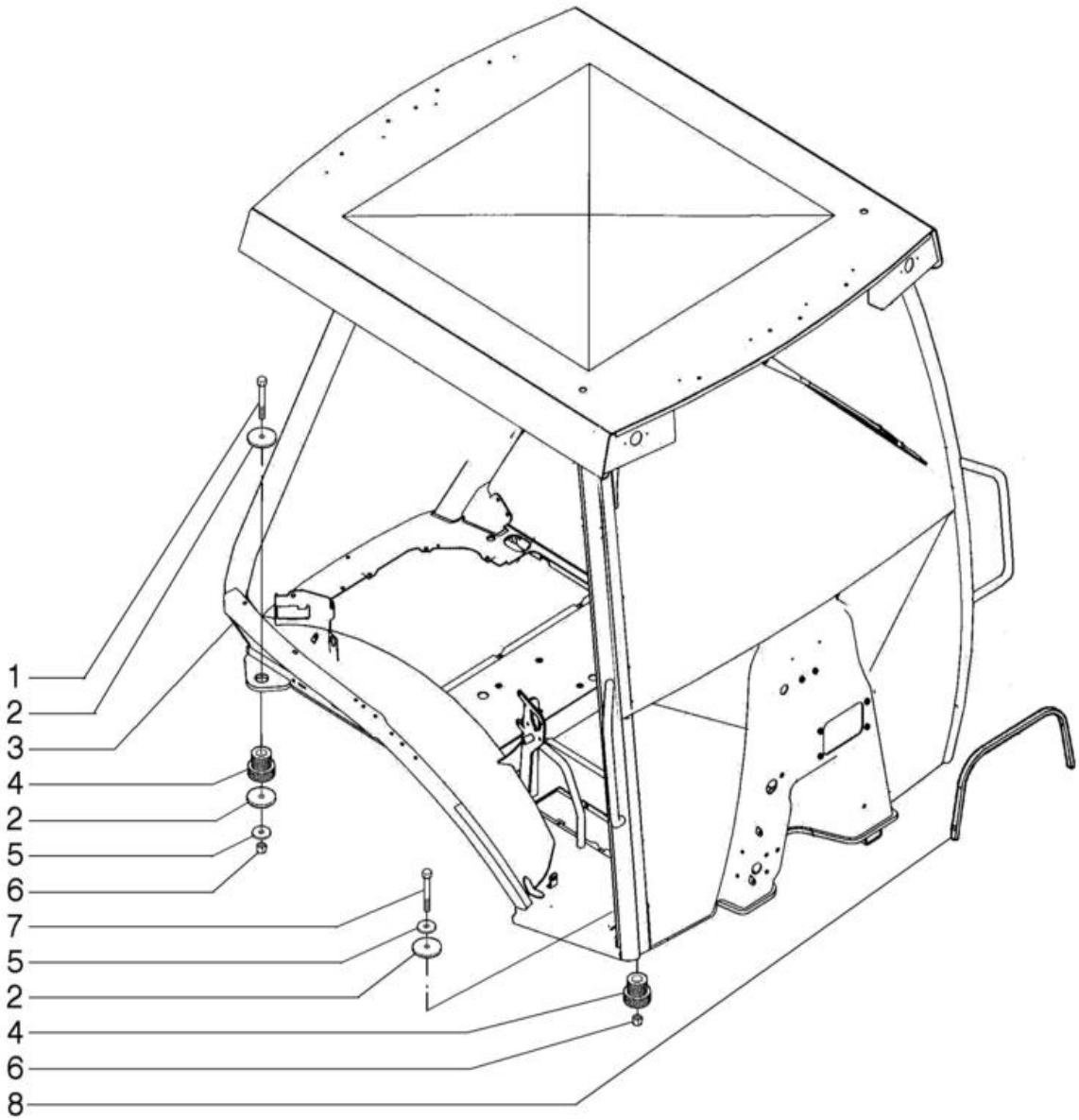

TOLDO - INSTALAÇÃO

REF	FN	PART NUMBER	YR/SN	QTY	DESCRIPTION
1		827-16100		2	PARAFUSO Hex, M16 x 2 x 100mm, Cl 10.9
2		186977A1		6	ANILHA 17mm ID x 70mm OD x 4.5mm Thk
3		47501847		1	CAPOTA
4		411892A1		4	MONTAGEM DE BORRACHA
5		87655044		4	ANILHA ESPECIAL 17.75mm ID x 31.50mm OD x 4.20mm, HTS Boron, ZNM
6		829-1416		4	PORCA M16, Cl 10
7		827-16085		2	PARAFUSO Hex, M16 x 2 x 85mm, Cl 10.9
8		87700014		1	JUNTAS 15mm W x 700mm L x 10mm Thk

90.150.09	01	p1	1/2017

TOLDO, ROPS - ESTRUTURA, COBERTURAS, ESPELHOS, VISOR

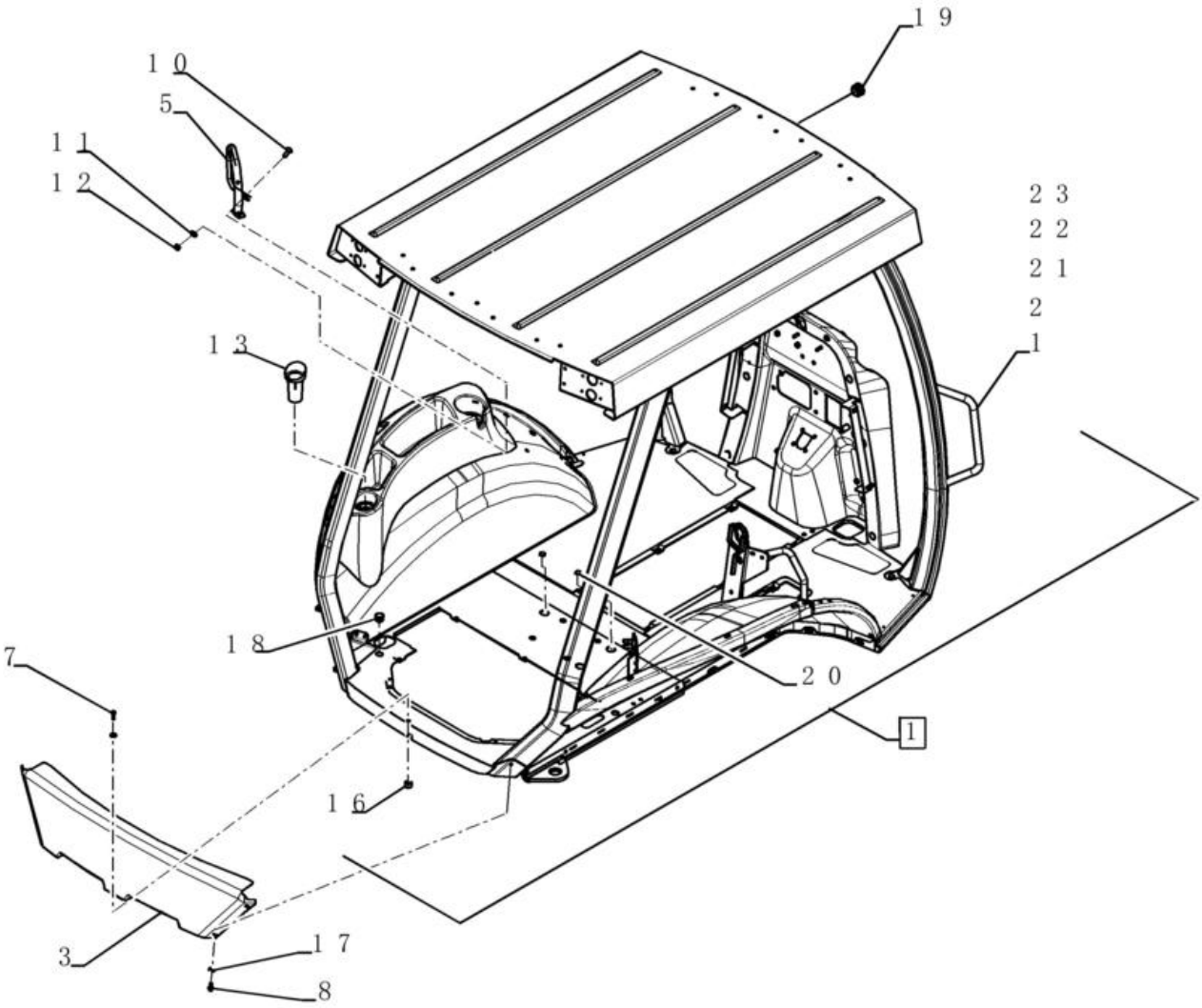

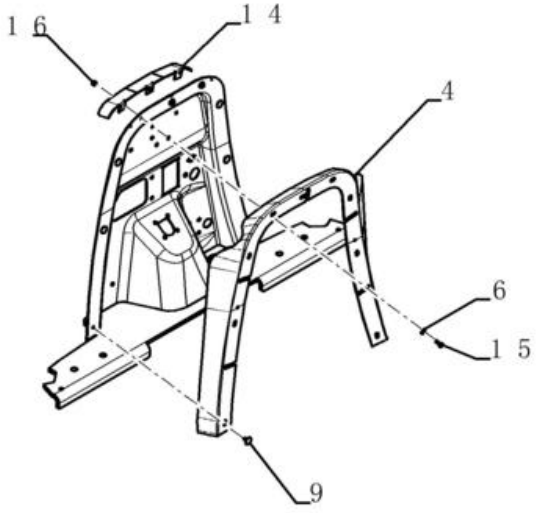

TOLDO, ROPS - ESTRUTURA, COBERTURAS, ESPELHOS, VISOR

REF	FN	PART NUMBER	YR/SN	QTY	DESCRIPTION
1		84527065		1	ESTRUTURA DE SEGURAN
2		87310185		1	ANILHA 9mm ID x 20mm OD x 1.6mm Thk
3		86992977		1	PAINEL
4		NS		1	PEÇA NÃO FORNECIDA Not Used
5		87627072		1	GRADE DE SEGURANÇA
6		NS		3	PEÇA NÃO FORNECIDA Not Used
7		87310154		1	PARAFUSO Hex, M6 x 25, Cl. 8.8
8		781-24820		4	PARAFUSO Hex Flg, M8 x 1.25 x 20mm
9		NS		6	PEÇA NÃO FORNECIDA Not Used
10		87310177		2	PARAFUSO Round Head, M10 x 25, Cl 8.8
11		495-81267		2	ANILHA .469" x 1 1/2" x .134"
12		NS		2	PEÇA NÃO FORNECIDA Not Used
13		378742A3		1	CASQUILHO ; ENCAIXE
14		NS		1	PEÇA NÃO FORNECIDA Not Used
15		NS		3	PEÇA NÃO FORNECIDA Not Used
16		832-10408		4	PORCA M8 x 1.25, Cl 8.8
17		895-15008		4	ANILHA 9mm ID x 20mm OD x 1.6mm Thk
18		382298A1		2	TAMPÃO
19		411549A1		1	TAMPÃO
20		353-413		2	TAMPÃO Dome, 1.187" hole, Nylon

580N-RETRO-CARREGADORA (BRASIL)

90.150.10	01	p1	1/2017

TOLDO, ROPS - DELUXE

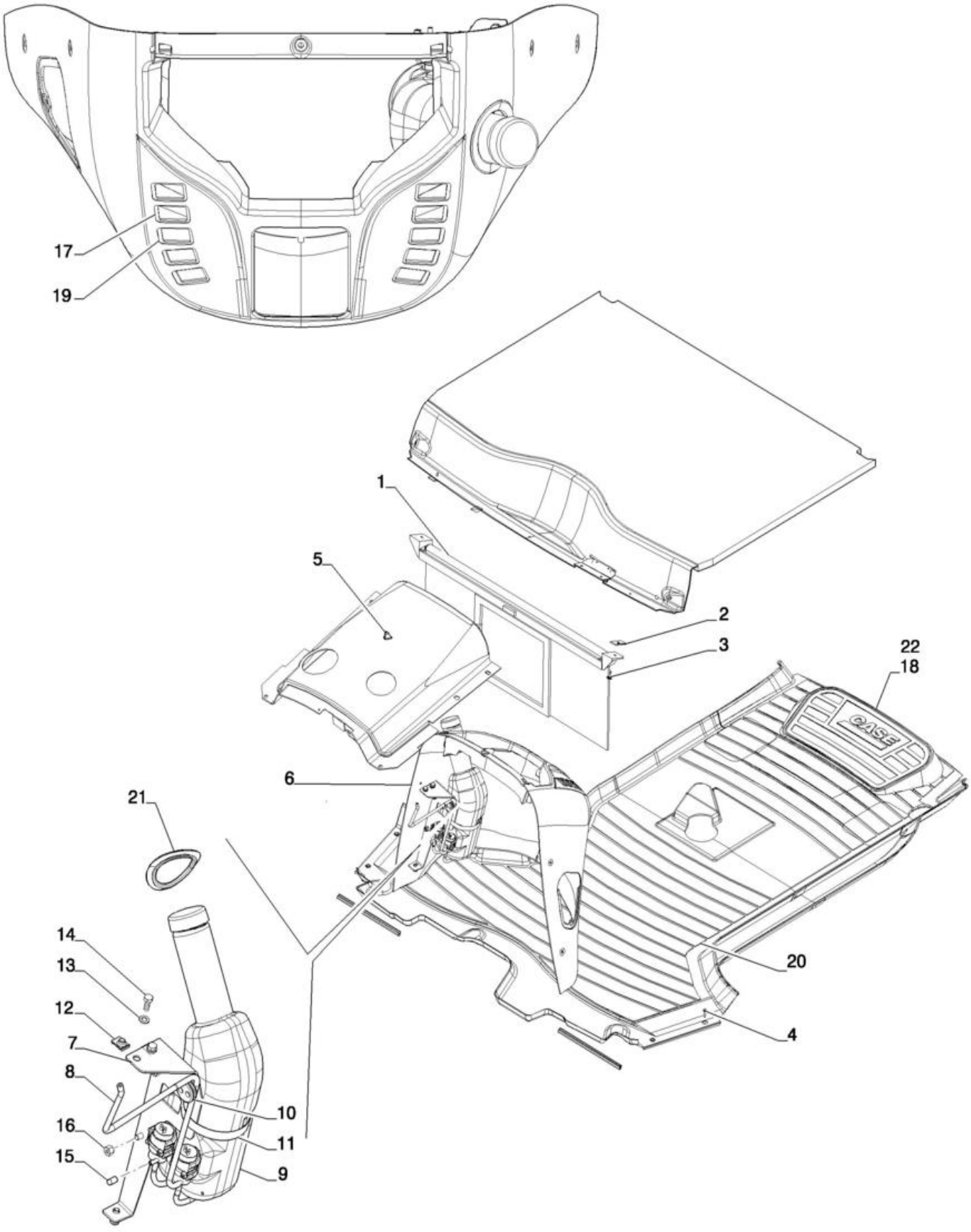

TOLDO, ROPS - DELUXE

REF FN	PART NUMBER	YR/SN	QTY	DESCRIPTION
1	364180A1		1	PROTECTOR SOLAR
2	409618A1		2	CHAPA Visor mounting
3	47602865		2	PARAFUSO Phillips Drive, Oval HD, M16 x 1
4	280-16516		4	PARAFUSO Hex Wash Hd, #10 x 1"
5	E43769		1	VAPORIZADOR Nozzle windshield
6	87694305		1	CONSOLA Dianteiro, Até chassi
6	47954940		1	CONSOLA Dianteiro, A partir do chassi
7	87491347		1	SUPORTE
8	87699640		1	MANGUEIRA DO LAVADOR 3.56 mm ID, 4.37 mm ID x 700.00 mm, SAE J1037
9	87675209		1	RESERVAT. DE LIMPA-V
10	87637384		1	PASSA-FIOS 35mm OD, 9mm ID, 12mm L
11	214-3180		1	BRACADEIRA MANGUEIRA 4-1/4" - 5-1/8", HD Worm
12	833-40408		3	PORCA M8, U
13	895-11008		5	ANILHA 9mm ID x 16mm OD x 1.6mm Thk
14	614-8020		5	PARAFUSO Hex, M8 x 1.25 x 20mm
15	87441758		1	TAMPÃO
16	832-10408		2	PORCA M8 x 1.25, Cl 8.8
17	84222277		1	INTERRUPTOR Windshield wiper
18	86983325		1	TAPETE DE CHÃO Rear, two piece w/ mechanical controls
19	84222279		1	COMANDO LAVA PÁRA-BR
20	390551A2		1	TAPETE DE CHÃO Front two piece
21	87748047		1	VEDANTE 78mm ID x 106.6mm OD x 7mm Thk
22	84224307		1	TAPETE DE CHÃO Rear, narrow w/ pilot

90.150.11	01	p1	1/2017

TOLDO, ROPS - FORROS

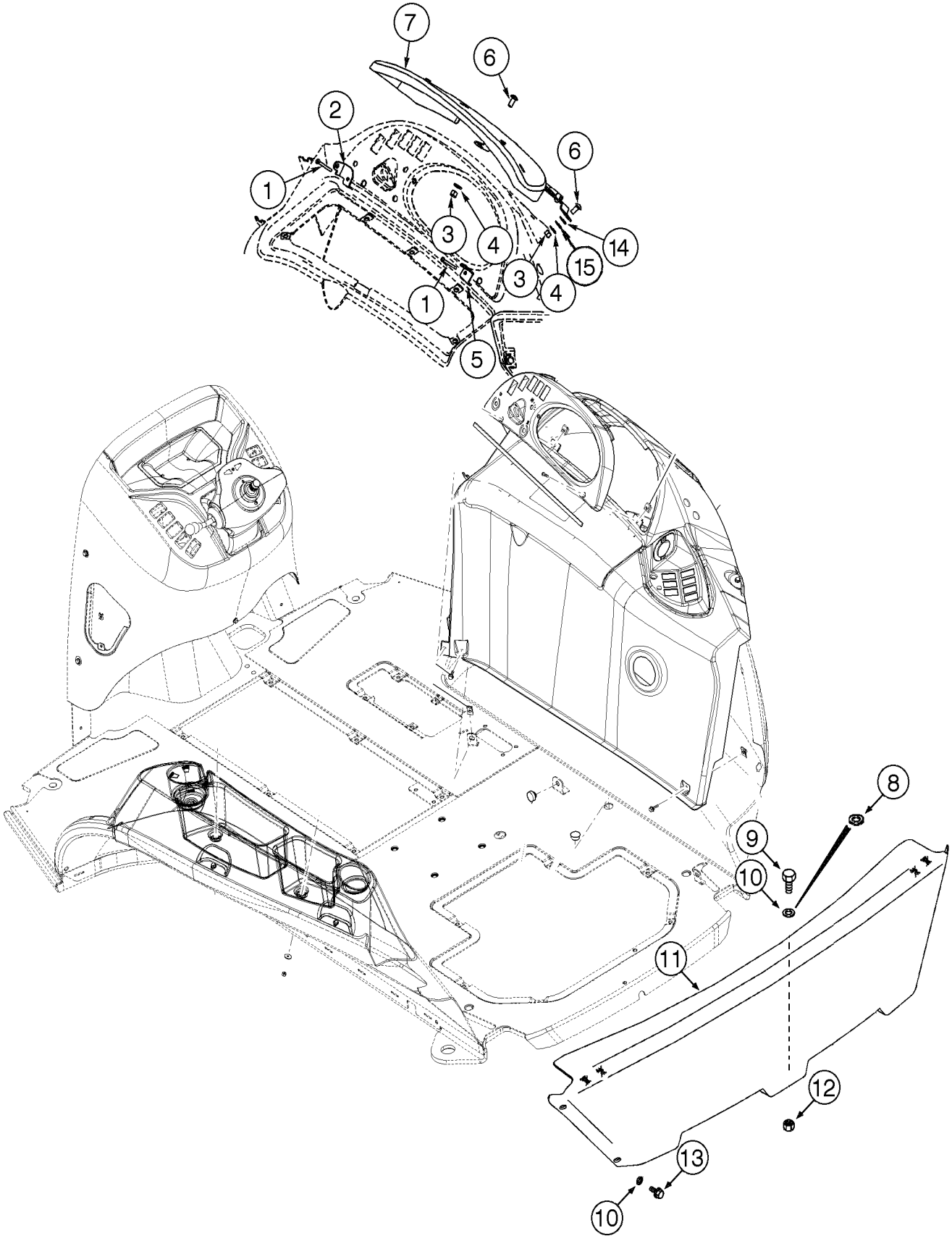

TOLDO, ROPS - FORROS

REF	FN	PART NUMBER	YR/SN	QTY	DESCRIPTION
1		87310128		2	PARAFUSO Pan Cross Recess Phillips, #10 - 24 x 57.20mm, Stainless
2		386368A2		1	SUPORTE
3		832-10408		2	PORCA M8 x 1.25, Cl 8.8
4		12642021		4	ANILHA
5		386369A2		1	SUPORTE
6		87310176		2	PARAFUSO Round Head, M8 x 20, Cl 8.8
7		385614A4		1	CONSOLA Até chassi
7		47954926		1	COBERTURA A partir do chassi
7A		386502A1		2	PÁRA-CHOQUES
7B		F22426		3	STOP
8		87310185		1	ANILHA 9mm ID x 20mm OD x 1.6mm Thk
9		614-8025		1	PARAFUSO Hex, M8 x 1.25 x 25mm, Cl 8.8, Full Thd
10		895-15008		5	ANILHA 9mm ID x 20mm OD x 1.6mm Thk
11		86992977		1	PAINEL
12		832-10408		1	PORCA M8 x 1.25, Cl 8.8
13		781-24820		4	PARAFUSO Hex Flg, M8 x 1.25 x 20mm
14		47799463		2	ESPAÇADOR
15		47798660		2	ANILHA

580N-RETRO-CARREGADORA (BRASIL)

90.150.12	01	p1	1/2017

TOLDO, ROPS - FORROS

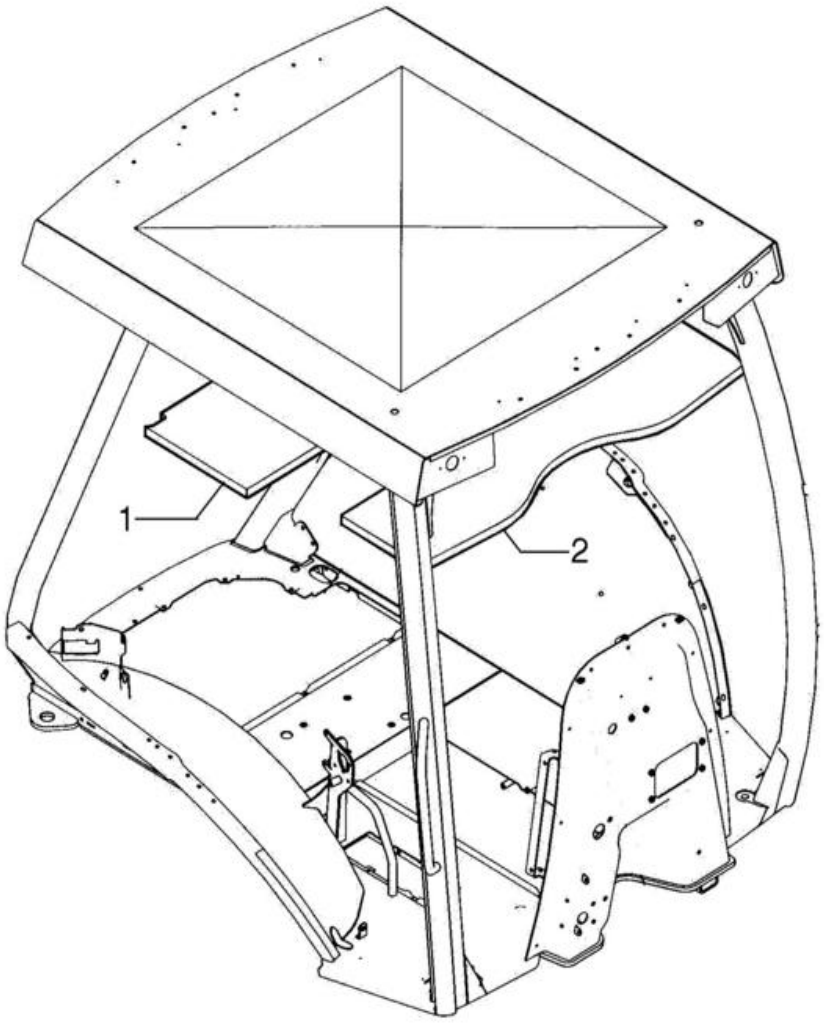

TOLDO, ROPS - FORROS

REF	FN	PART NUMBER	YR/SN	QTY	DESCRIPTION
1		431584A1		1	PANEL
2		431583A1		1	PANEL

90.150.13	01	p1	1/2017

TOLDO, ROPS - FORROS

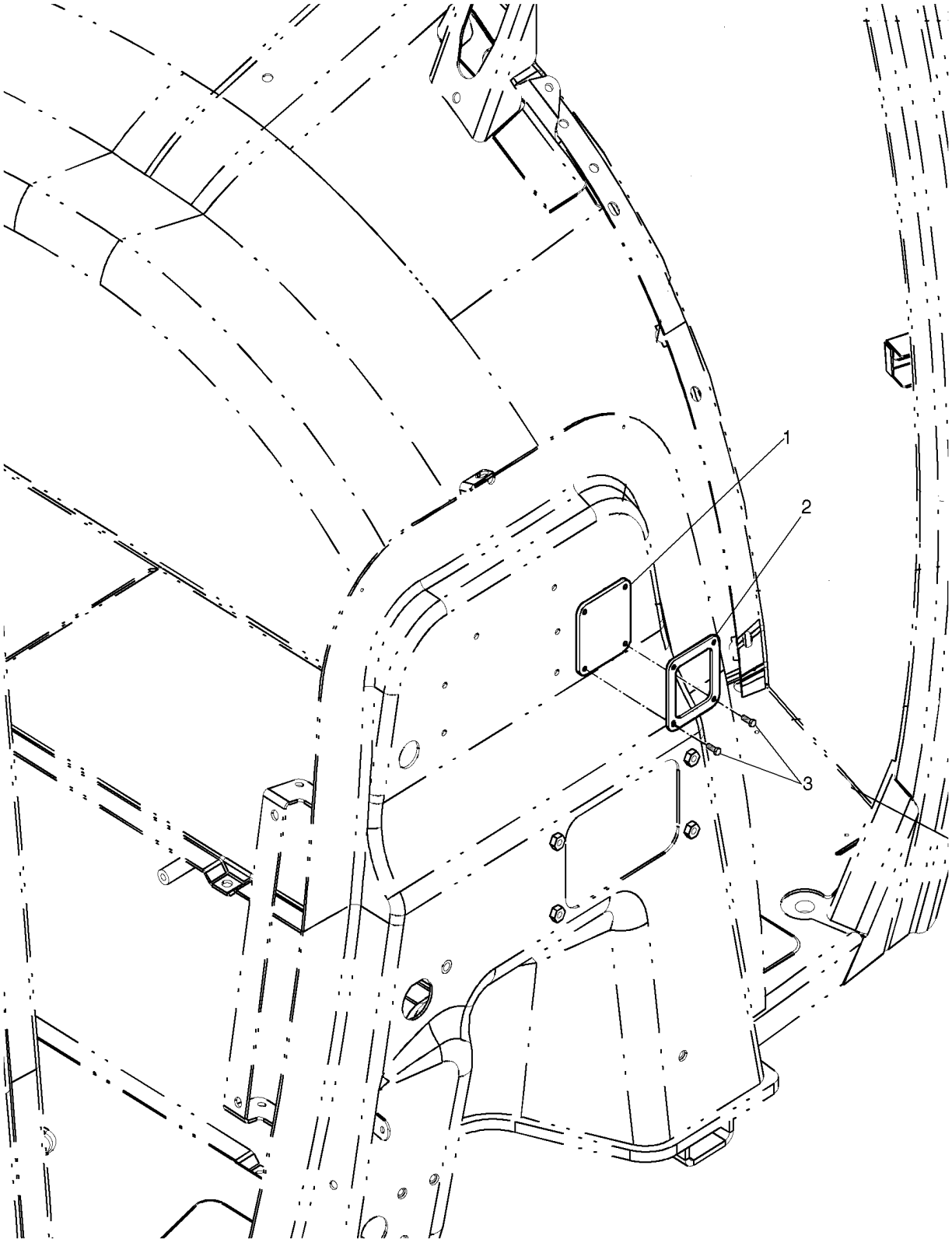

TOLDO, ROPS - FORROS

REF	FN	PART NUMBER	YR/SN	QTY	DESCRIPTION
1		84423180		1	PASSA-FIOS 80mm L, 90mm L, 10mm L
2		84423177		1	CHAPA DE MONTAGEM
3		281-54512		4	PARAFUSO Hex Wshr Hd, #10 - 24 x 3/4"

90.154.02	01	p1	1/2017

CABINE - PORTAS

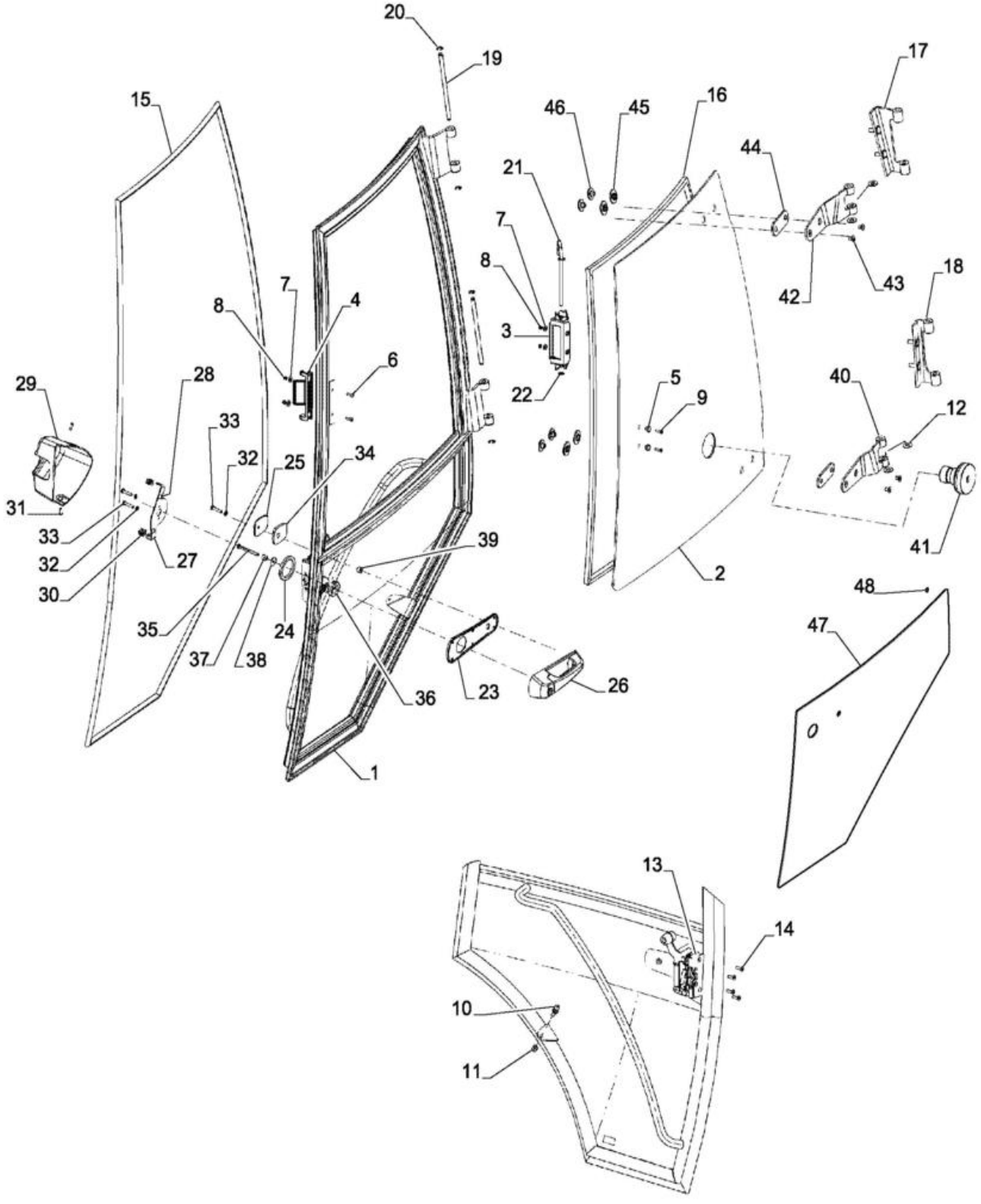

CABINE - PORTAS

REF	FN	PART NUMBER	YR/SN	QTY	DESCRIPTION
1		84224312		1	ESTRUTURA Left Hand Door
2		84261868		1	VIDRO Left Hand Door
3		87344860		1	PEGA
4		87344859		1	TRINCO
5		F64198		2	PÁRA-CHOQUES 4.98mm ID x 7.92mm OD x 10.21mm L
6		140-107		2	PARAFUSO Pan HD, #10 - 24 x 3/4"
7		195-81023		4	ANILHA 5.94mm ID x 14.28mm OD x 1.25mm Thk
8		F45165		4	PORCA ESPECIAL #10-24
9		47499504		2	PARAFUSO Oval HD 10 - 24 x .875"
10		432431A1		1	CAVILHA DE RÓTULA M8 x 1.25
11		832-10408		1	PORCA M8 x 1.25, Cl 8.8
12		391845A1		6	ANILHA 11.1mm ID x 25.4mm OD x 1.6mm Thk
13		84224348		1	TRINCO Left Hand Door
13		84591172		1	TRINCO Right Hand Door (Not Shown)
14		569-4		4	PARAFUSO Hex Soc Flat Hd, M6 x 20, 8.8
15		390838A1		1	TIRA DE BORRACHA Left Hand Door
16		391850A1		1	SEAL, GLASS 717.8mm L Left Hand Door
16		394708A1		1	GUARNIÇÃO PORTA Window, 2926mm L Right Hand Door (Not Shown)
17		84282063		1	DOBRADIÇA Left Hand Door, B Pillar Upper
18		84282068		1	DOBRADIÇA Left Hand Door, B Pillar Lower
19		84282083		2	PERNO 10mm OD x 193.5mm L
20		442773A1		4	ANEL DE RETENÇÃO 7.42mm ID x 16.8mm OD x 0.9mm Thk
21		87534372		1	HASTE 7.9mm OD
22		87534717		1	PORCA DE PRESSÃO 0.625" L
23		84224344		1	JUNTA 43mm ID, 15.2mm ID, 223.9mm L
24		391838A1		1	VEDANTE 50.8mm ID x 65mm OD x 6mm Thk
25		391848A1		1	PLACA DORSAL
26		84224317		1	PEGA
27		84224347		1	BRACKET, SUPPORTING Left Hand Door

90.154.02	01	p2	1/2017

CABINE - PORTAS

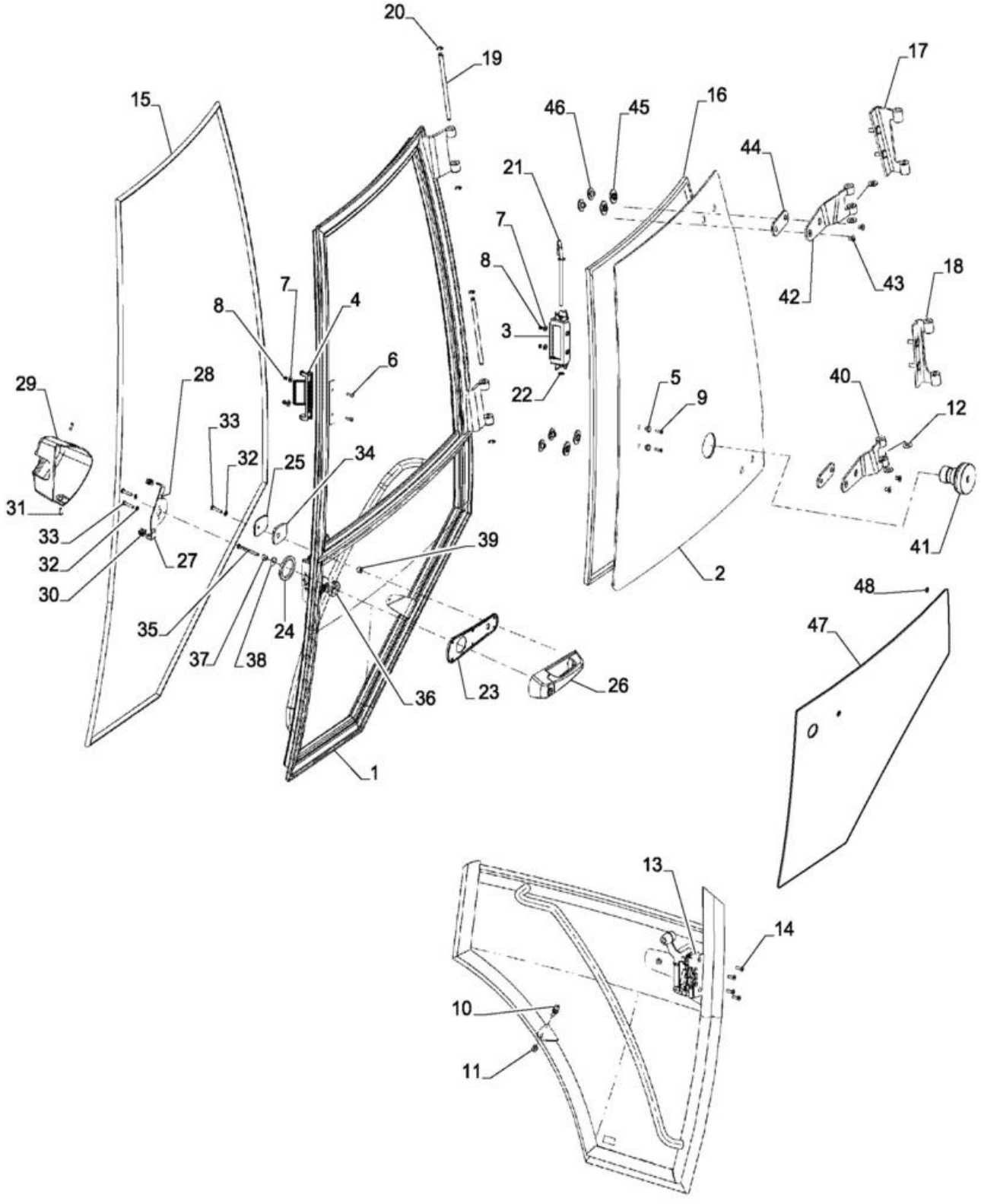

CABINE - PORTAS

REF FN	PART NUMBER	YR/SN	QTY	DESCRIPTION
27	84376130		1	BRACKET, SUPPORTING Right Hand Door (Not Shown)
28	391827A1		2	ESPAÇADOR 11.1mm D
29	84378684		1	COBERTURA Left Hand Door
30	393209A1		2	PORCA-MOLA
31	390-100		2	PARAFUSO Cross Pan Hd, #10 - 32 x 5/8"
32	892-11006		3	ANILHA DE RETENÇÃO M6
33	84405129		3	PARAFUSO Hex, M6 x 25mm, Cl 8.8
34	391847A1		1	VEDANTE 57mm L
35	86508569		1	PARAFUSO Hex, M6 x 70mm, Cl 8.8
36	84224389		1	ESPAÇADOR 38.2mm OD x 12mm L
37	84224345		1	BOTÃO Black Delrin
38	395387A1		1	ANILHA DE VEDAÇÃO 6.4mm ID x 22.3mm OD x 1.6mm Thk
39	84402689		1	ESPAÇADOR 6.5mm ID x 14mm OD x 7.5mm L
40	84388222		1	DOBRADIÇA
41	84403980		1	TRINCO
42	84388217		1	DOBRADIÇA Left Hand Door, Upper
43	84319919		4	PARAFUSO Hex, M8 x 1.25 x 14mm, Cl 10.9
44	84224336		2	CALÇO DE AFINAÇÃO 35mm OD x 5mm Thk
45	83961985		4	ESPAÇADOR 12.6mm ID x 18mm OD x 6.5mm L
46	84249588		4	PORCA ESPECIAL M8 x 1.25
47	84224316		1	JANELA DA CABINA Left Hand Door Lower
48	391827A1		8	ESPAÇADOR 11.1mm D

90.154.07	01	p1	1/2017

CABINE - MONTAGEM DAS PORTAS

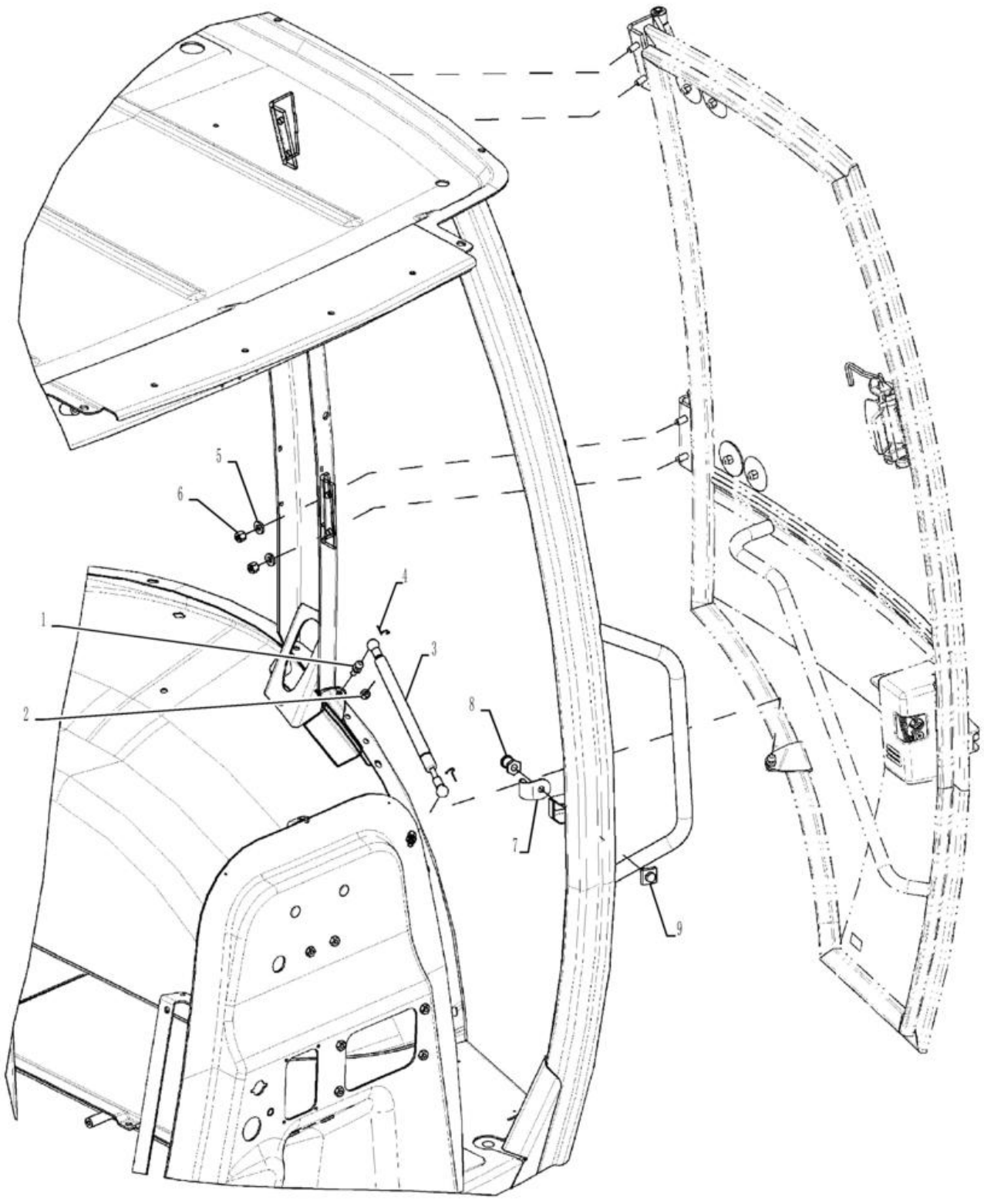

CABINE - MONTAGEM DAS PORTAS

REF FN	PART NUMBER	YR/SN	QTY	DESCRIPTION
1	432431A1		1	CAVILHA DE RÓTULA M8 x 1.25
2	832-10408		1	PORCA M8 x 1.25, Cl 8.8
3	394800A1		1	CILINDRO DE GÁS
4	3233348R1		2	FIXADOR
5	87039401		4	ANILHA 0.41" ID x 0.81" OD x 0.13" Thk
6	232-1446		4	PORCA 3/8"-16, GC
7	84405935		1	PROTECÇÃO
8	84405934		1	PARAFUSO 12mm OD x 52.3mm L Male Thread
9	84497747		1	CHAPA BATENTE Female Thread

90.156.01	01	p1	1/2017

CABINE - VIDROS

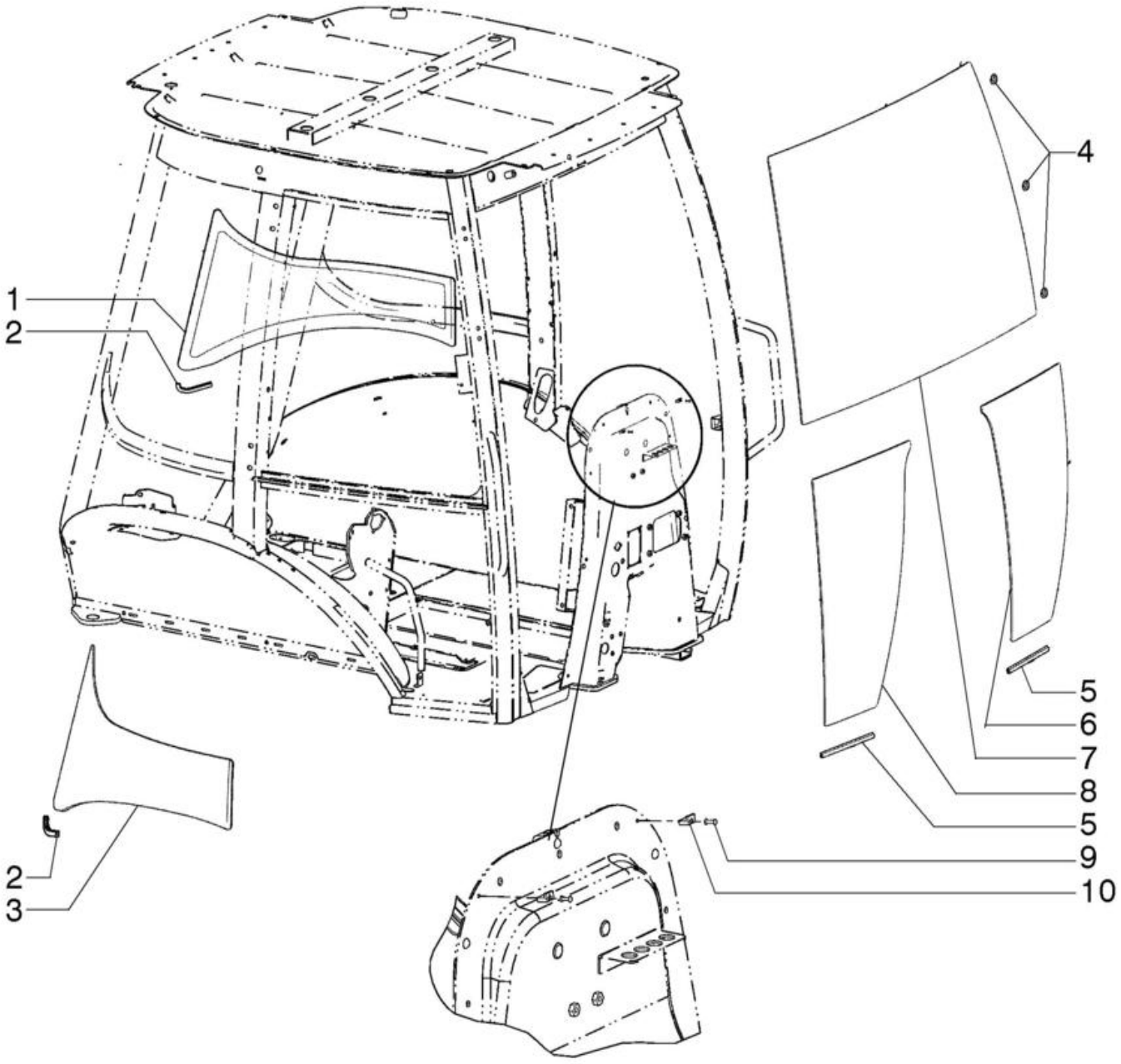

CABINE - VIDROS

REF	FN	PART NUMBER	YR/SN	QTY	DESCRIPTION
1		84224342		1	VIDRO LH
2		87753087		2	PROTETOR
3		84224343		1	VIDRO RH
4		391827A1		33	ESPAÇADOR 11.1mm D
5		395793A1		2	TIRA DE PROTECÇÃO
6		84246307		1	VIDRO LH
7		84246306		1	VIDRO
8		84246308		1	VIDRO RH
9		151-516		2	REBITE Pop, 1/8" x .775"
10		279482A1		2	CLAMP

90.156.02	01	p1	1/2017

TOLDO E ROPS - VIDROS

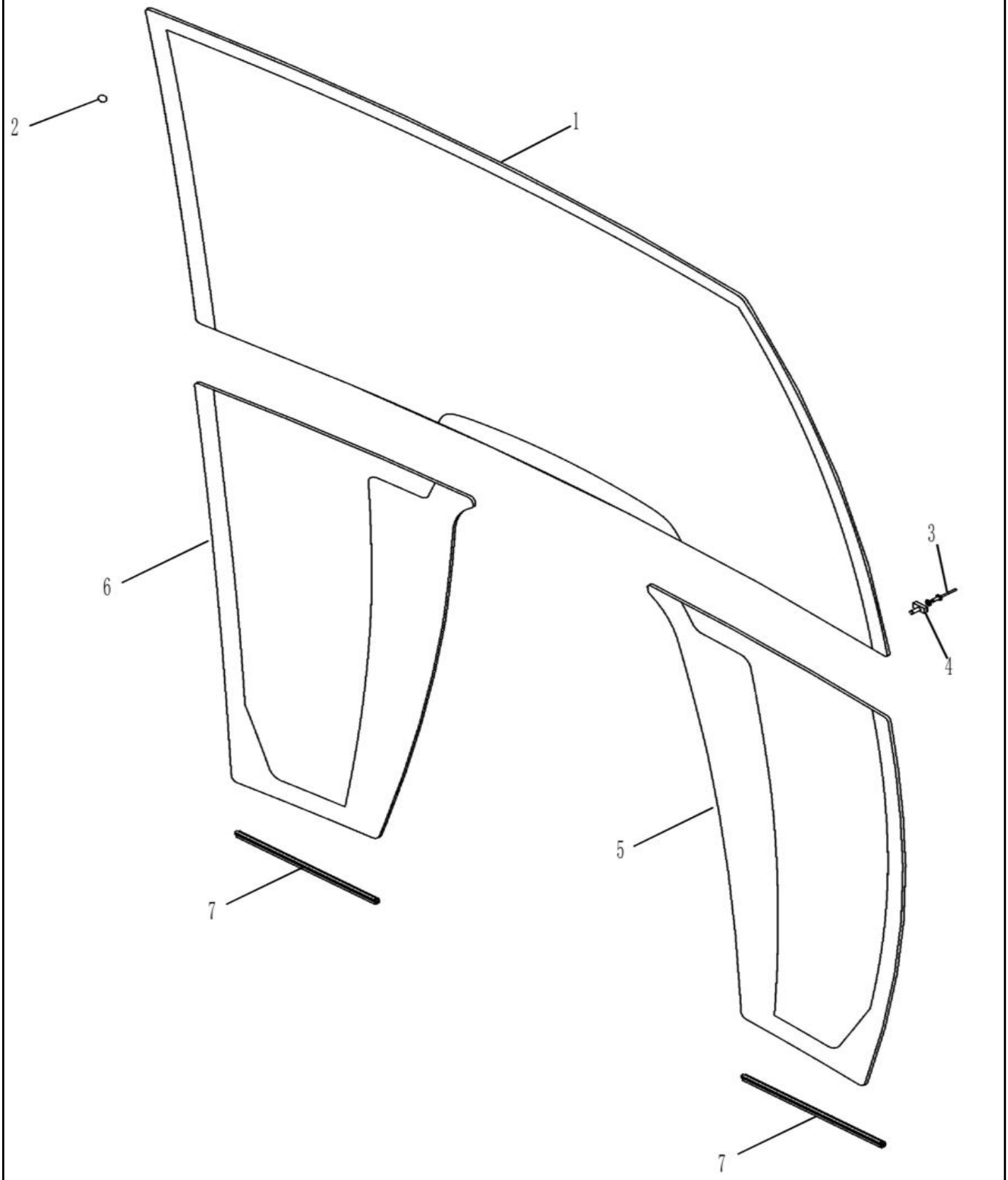

TOLDO E ROPS - VIDROS

REF	FN	PART NUMBER	YR/SN	QTY	DESCRIPTION
1		84246306		1	VIDRO
2		391827A1		28	ESPAÇADOR 11.1mm D
3		151-516		2	REBITE Pop, 1/8" x .775"
4		279482A1		2	CLAMP
5		84246308		1	VIDRO Lower; Right-Hand
6		84246307		1	VIDRO Lower; Left-Hand
7		395793A1		2	TIRA DE PROTECÇÃO Lower Glass Trim

90.156.03	01	p1	1/2017

CABINE - JANELA, TRASEIRA

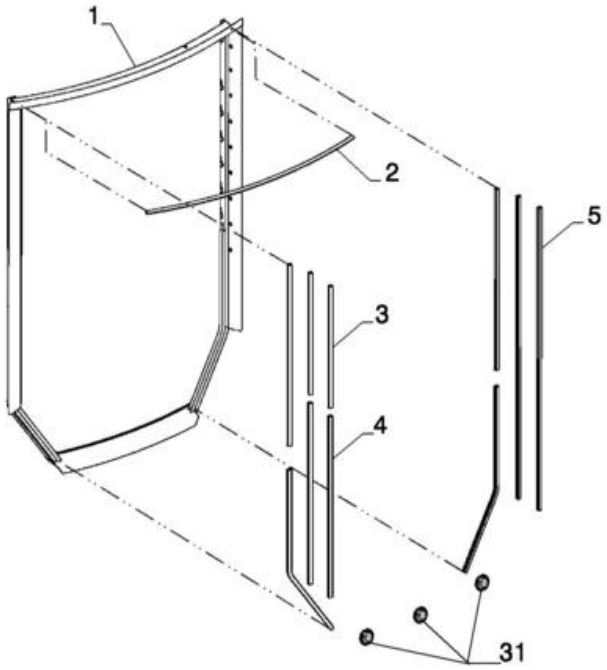

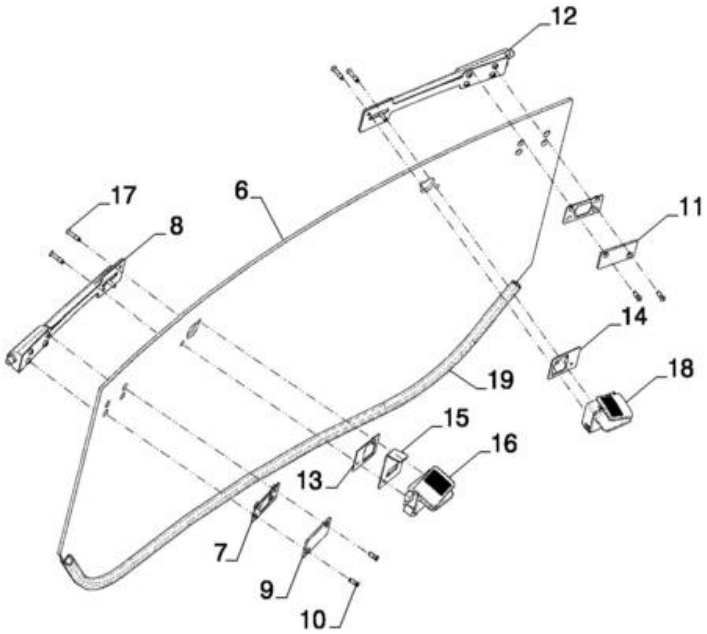

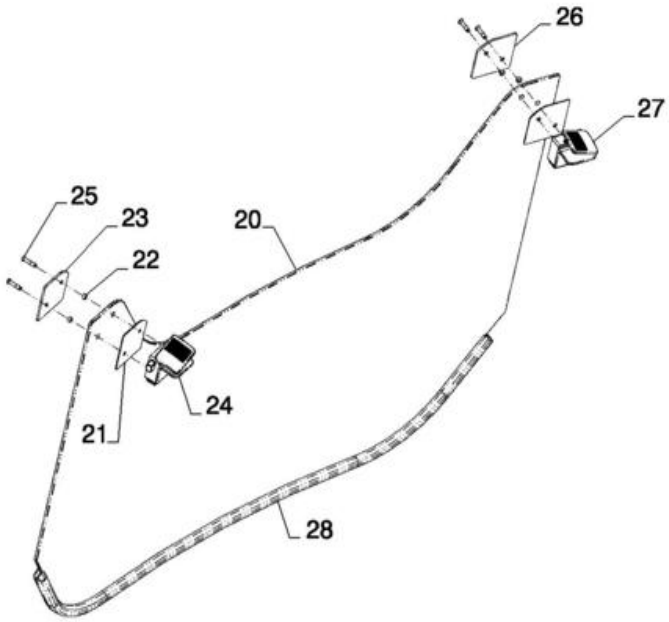

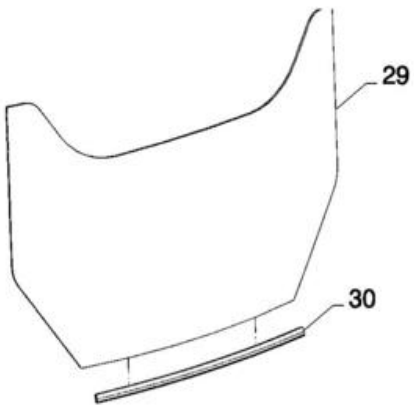

CABINE - JANELA, TRASEIRA

REF	FN	PART NUMBER	YR/SN	QTY	DESCRIPTION
1		87435929		1	CAIXILHO DE JANELA
2		400494A1		1	VEDANTE 1095mm L
3		404229A1		2	VEDANTE 510mm L
4		404228A1		6	VEDANTE 760mm L
5		404227A1		2	VEDANTE 1270mm L
6		352208A1		1	JANELA DA CABINA
7		402843A1		2	CHAPA
8	1	411910A1		1	TRINCO
9		87423503		1	PLACA DORSAL
10		87445051		4	PARAFUSO ALLENA FLAN Flat Hd, Csk, M5 x 16mm, Gr 8.8, Prev Torque
11		87423502		1	PLACA DORSAL
12	2	411911A1		1	TRINCO
13		402844A1		1	CHAPA
14		402845A1		1	CHAPA
15		402836A1		1	SUPORTE
16		411914A1		1	TRINCO
17		87435453		4	PARAFUSO ALLENA FLAN FLAT, M5 x 0.8 x 25mm
18		411912A1		1	TRINCO
19		395348A1		1	TIRA VEDADORA
20		352209A1		1	JANELA DA CABINA
21		87426963		2	CHAPA RH
22		87428573		4	PASSA-FIOS 6.35mm ID, 8mm OD
23		87426964		1	CHAPA RH
24		411909A1		1	TRINCO
25		87435453		4	PARAFUSO ALLENA FLAN FLAT, M5 x 0.8 x 25mm
26		87426969		1	PLACA DE APOIO LH
27		411908A1		1	TRINCO
28		395348A1		1	TIRA VEDADORA
29		352210A1		1	JANELA DA CABINA
30		87753118		1	PASSA-FIOS 4mm L, 695mm L
31		87753220		3	PÁRA-CHOQUES 19mm D

(1) RH - Determine from Seat facing Radiator

(2) LH - Determine from Seat facing Radiator

580N-RETRO-CARREGADORA (BRASIL)

90.156.04	01	p1	1/2017

CABINE - JANELA, LADO DIREITO, PARA CABINES COM PORTA ÚNICA

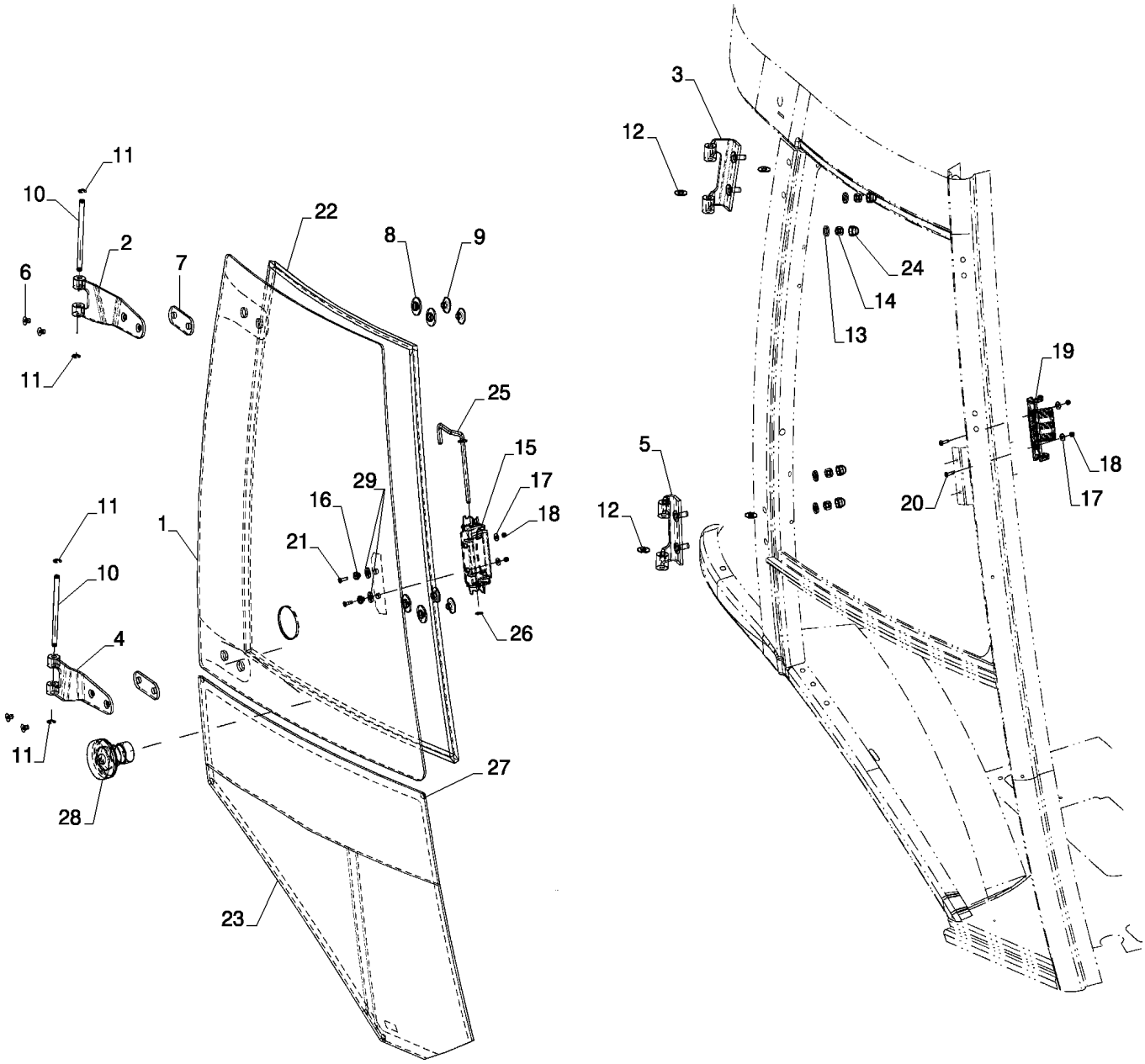

CABINE - JANELA, LADO DIREITO, PARA CABINES COM PORTA ÚNICA

REF FN	PART NUMBER	YR/SN	QTY	DESCRIPTION
1	84261870		1	VIDRO
2	84388214		1	DOBRADIÇA
3	84224394		1	DOBRADIÇA
4	84388220		1	DOBRADIÇA
5	84224396		1	DOBRADIÇA
6	84319919		4	PARAFUSO Hex, M8 x 1.25 x 14mm, Cl 10.9
7	84224336		2	CALÇO DE AFINAÇÃO 35mm OD x 5mm Thk
8	83961985		4	ESPAÇADOR 12.6mm ID x 18mm OD x 6.5mm L
9	84249588		4	PORCA ESPECIAL M8 x 1.25
10	84282086		2	PERNO 9.9mm OD x 151.1mm L
11	442773A1		4	ANEL DE RETENÇÃO 7.42mm ID x 16.8mm OD x 0.9mm Thk
12	391845A1		4	ANILHA 11.1mm ID x 25.4mm OD x 1.6mm Thk
13	87039401		4	ANILHA 0.41" ID x 0.81" OD x 0.13" Thk
14	232-1446		4	PORCA 3/8"-16, GC
15	87344860		1	PEGA
16	F64198		2	PÁRA-CHOQUES 4.98mm ID x 7.92mm OD x 10.21mm L
17	195-81023		4	ANILHA 5.94mm ID x 14.28mm OD x 1.25mm Thk
18	F45165		4	PORCA ESPECIAL #10-24
19	87344859		1	TRINCO
20	140-107		2	PARAFUSO Pan HD, #10 - 24 x 3/4"
21	47499504		2	PARAFUSO Oval HD 10 - 24 x .875"
22	394864A1		1	SEAL, GLASS 804.4mm L
23	84246309		1	VIDRO
24	396841A1		4	TAMPÃO 3/8 Inch x 18.03mm L
25	87534372		1	HASTE 7.9mm OD
26	87534717		1	PORCA DE PRESSÃO 0.625" L
27	391827A1		5	ESPAÇADOR 11.1mm D
28	84403980		1	TRINCO
29	47499507		2	ANILHA DE VEDAÇÃO 8.9mm ID x 15.9mm OD x 2.38mm Thk

90.156.05	01	p1	1/2017

CABINE - VIDROS, ESPELHOS E TRAVAS



CABINE - VIDROS, ESPELHOS E TRAVAS

REF FN	PART NUMBER	YR/SN	QTY	DESCRIPTION
1	84246306		1	VIDRO Front
2	84246307		1	VIDRO Left Hand Front
3	84246308		1	VIDRO Right Hand Front (Not Shown)
4	84224342		1	VIDRO Left Hand Rear Lower
5	84224343		1	VIDRO Right Hand Rear Lower (Not Shown)
6	279482A1		2	CLAMP
7	151-516		2	REBITE Pop, 1/8" x .775"
8	395793A1		2	TIRA DE PROTECÇÃO
9	87753087		2	PROTETOR
10	391827A1		33	ESPAÇADOR 11.1mm D (Not Shown)
11	84261871		1	VIDRO Left Hand Rear Quarter
11	84261872		1	VIDRO Right Hand Rear Quarter (Not Shown)
12	84282065		1	DOBRADIÇA Left Hand Upper
12	84282077		1	DOBRADIÇA Right Hand Upper (Not Shown)
13	84282071		1	DOBRADIÇA Left Hand Lower
13	84282081		1	DOBRADIÇA Right Hand Lower (Not Shown)
14	89509420		4	PARAFUSO FLAT, M8 x 1.25 x 12mm, Cl 8.8
15	84224336		2	CALÇO DE AFINAÇÃO 35mm OD x 5mm Thk
16	83961985		4	ESPAÇADOR 12.6mm ID x 18mm OD x 6.5mm L
17	84249588		4	PORCA ESPECIAL M8 x 1.25
18	87344860		1	PEGA
19	87534372		1	HASTE 7.9mm OD
20	F64198		2	PÁRA-CHOQUES 4.98mm ID x 7.92mm OD x 10.21mm L
21	142-103		2	PARAFUSO Phil Oval Hd, Csk, #10 - 24 x 3/4"
22	195-81023		4	ANILHA 5.94mm ID x 14.28mm OD x 1.25mm Thk
23	F45165		4	PORCA ESPECIAL #10-24
24	84224398		1	PÁRA-CHOQUES 6D Durometer EPDM Black
25	84224399		1	TRINCO
26	84224360		1	JUNTAS Left Hand Rear Quarter
26	84224361		1	JUNTAS Right Hand Rear Quarter

580N-RETRO-CARREGADORA (BRASIL)

90.156.05	01	p2	1/2017

CABINE - VIDROS, ESPELHOS E TRAVAS

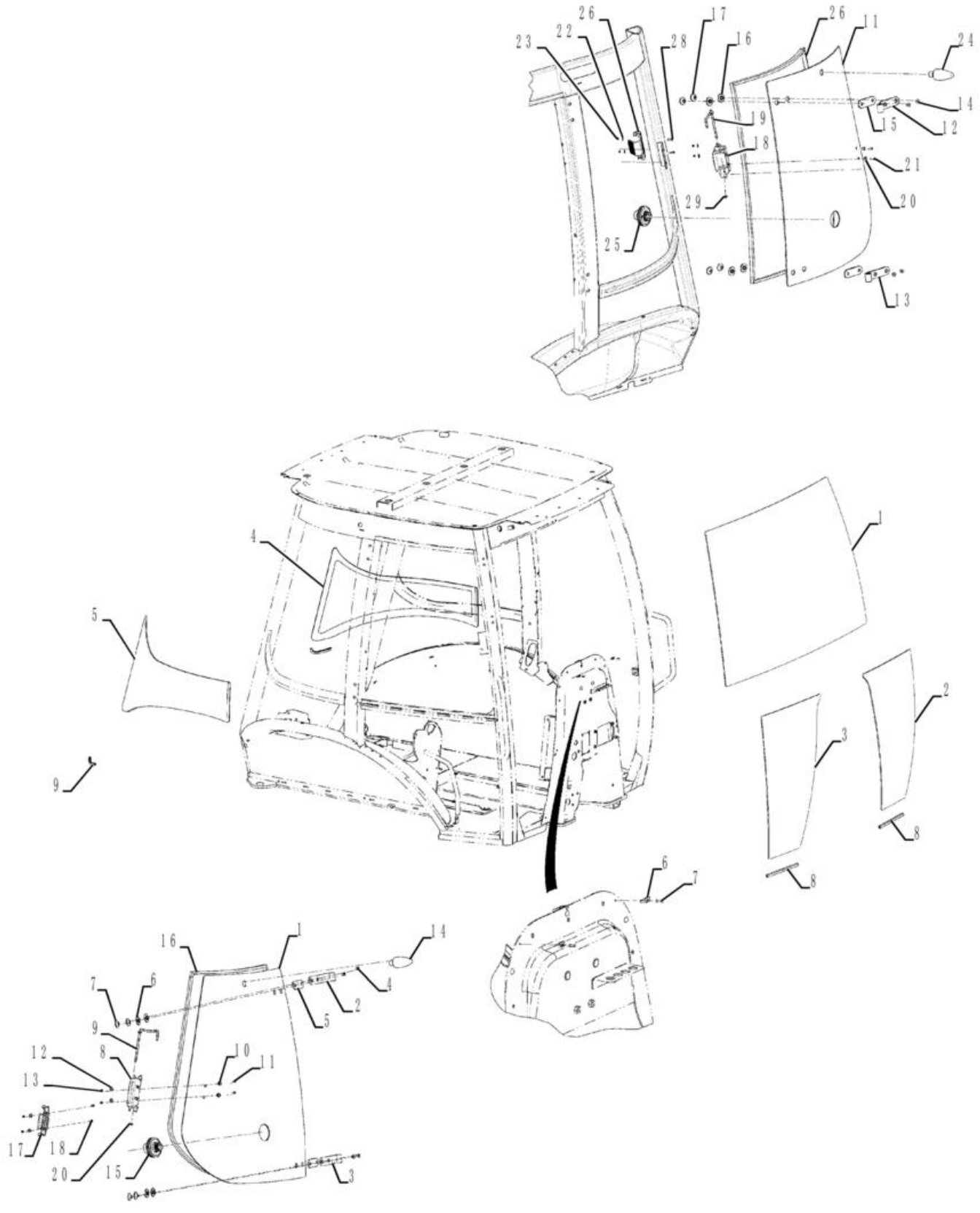

CABINE - VIDROS, ESPELHOS E TRAVAS

REF	FN	PART NUMBER	YR/SN	QTY	DESCRIPTION
28		140-107		2	PARAFUSO Pan HD, #10 - 24 x 3/4"
29		87534717		1	PORCA DE PRESSÃO 0.625" L

90.158.01	01	p1	1/2017

CABINE - JANELA DIREITA

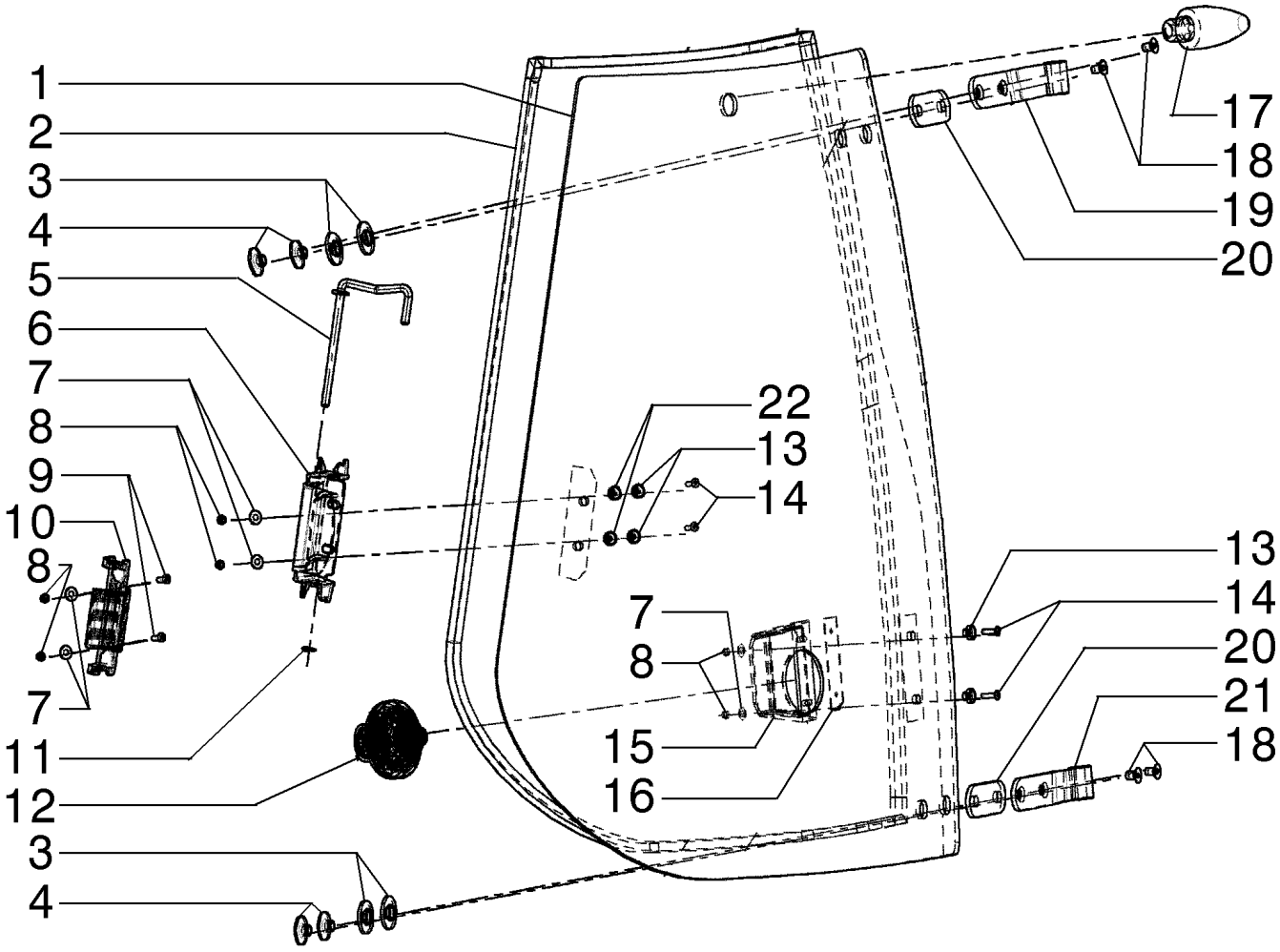

CABINE - JANELA DIREITA

REF	FN	PART NUMBER	YR/SN	QTY	DESCRIPTION
1		84339225		1	VIDRO
2		84497746		1	JUNTAS 2928mm L
3		83961985		4	ESPAÇADOR 12.6mm ID x 18mm OD x 6.5mm L
4		84249588		4	PORCA ESPECIAL M8 x 1.25
5		87534372		1	HASTE 7.9mm OD
6		87344860		1	PEGA
7		195-81023		6	ANILHA 5.94mm ID x 14.28mm OD x 1.25mm Thk
8		F45165		6	PORCA ESPECIAL #10-24
9		140-107		2	PARAFUSO Pan HD, #10 - 24 x 3/4"
10		87344859		1	TRINCO
11		87534717		1	PORCA DE PRESSÃO 0.625" L
12		84403979		1	TRINCO
13		F64198		44	PÁRA-CHOQUES 4.98mm ID x 7.92mm OD x 10.21mm L
14		47499504		4	PARAFUSO Oval HD 10 - 24 x .875"
15		97399C1		1	PEGA
16		R54047		1	ESPAÇADOR 30mm OD x 0.76mm Thk
17		84224398		1	PÁRA-CHOQUES 6D Durometer EPDM Black
18		84319919		4	PARAFUSO Hex, M8 x 1.25 x 14mm, Cl 10.9
19		84282077		1	DOBRADIÇA
20		84224336		2	CALÇO DE AFINAÇÃO 35mm OD x 5mm Thk
21		84282081		1	DOBRADIÇA
22		47499507		2	ANILHA DE VEDAÇÃO 8.9mm ID x 15.9mm OD x 2.38mm Thk

90.158.02	01	p1	1/2017

CABINE - JANELA ESQUERDA

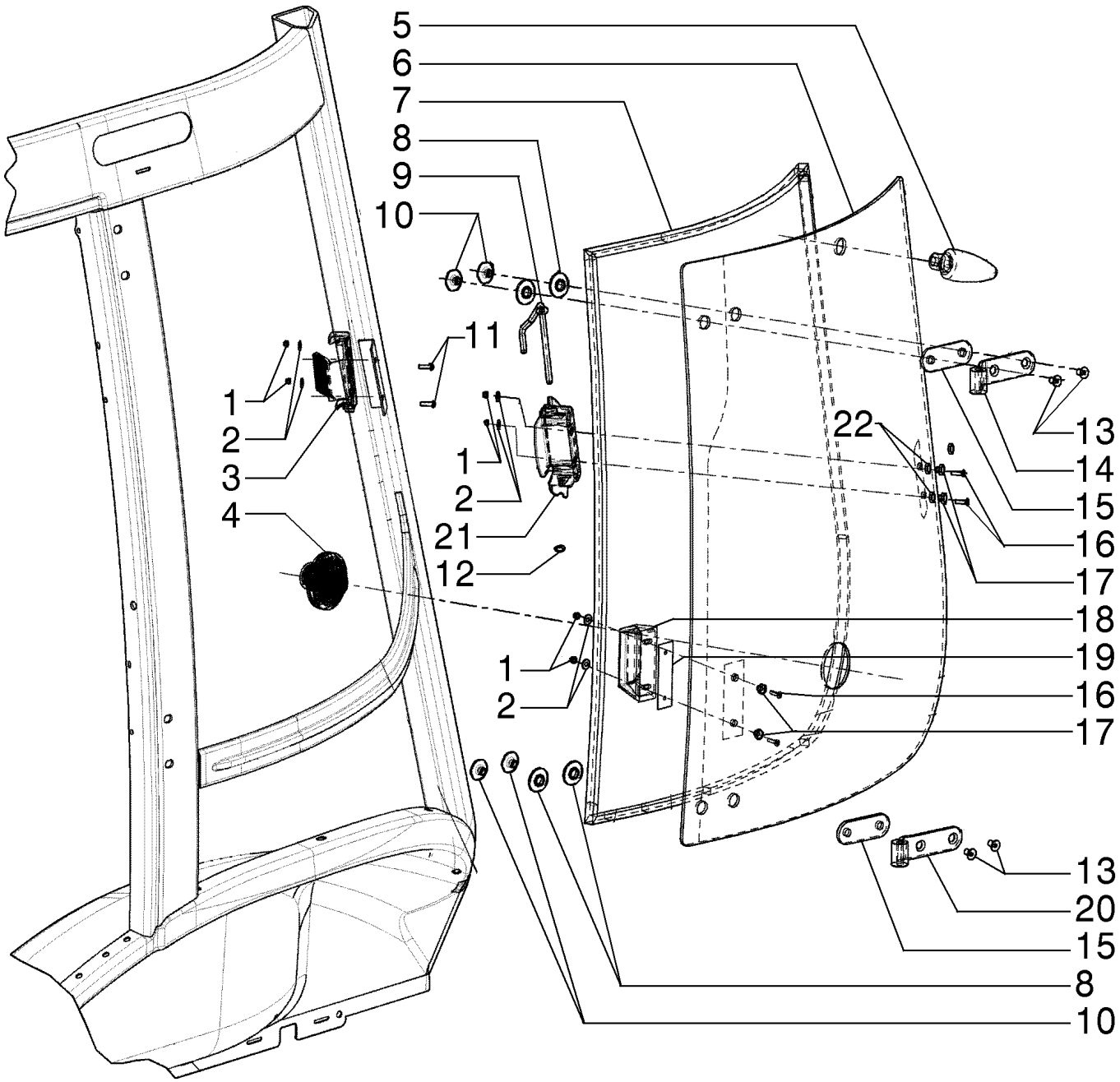

CABINE - JANELA ESQUERDA

REF	FN	PART NUMBER	YR/SN	QTY	DESCRIPTION
1		F45165		6	PORCA ESPECIAL #10-24
2		195-81023		6	ANILHA 5.94mm ID x 14.28mm OD x 1.25mm Thk
3		87344859		1	TRINCO
4		84403979		1	TRINCO
5		84224398		1	PÁRA-CHOQUES 6D Durometer EPDM Black
6		84339224		1	VIDRO
7		84497745		1	JUNTAS
8		83961985		4	ESPAÇADOR 12.6mm ID x 18mm OD x 6.5mm L
9		87534372		1	HASTE 7.9mm OD
10		84249588		4	PORCA ESPECIAL M8 x 1.25
11		140-107		2	PARAFUSO Pan HD, #10 - 24 x 3/4"
12		87534717		1	PORCA DE PRESSÃO 0.625" L
13		84319919		4	PARAFUSO Hex, M8 x 1.25 x 14mm, Cl 10.9
14		84282065		1	DOBRADIÇA
15		84224336		2	CALÇO DE AFINAÇÃO 35mm OD x 5mm Thk
16		47499504		4	PARAFUSO Oval HD 10 - 24 x .875"
17		F64198		4	PÁRA-CHOQUES 4.98mm ID x 7.92mm OD x 10.21mm L
18		97399C1		1	PEGA
19		R54047		1	ESPAÇADOR 30mm OD x 0.76mm Thk
20		84282071		1	DOBRADIÇA
21		87344860		1	PEGA
22		47499507		2	ANILHA DE VEDAÇÃO 8.9mm ID x 15.9mm OD x 2.38mm Thk

90.160.01	01	p1	1/2017

CABINE, ADORNO, INTERNO - STD

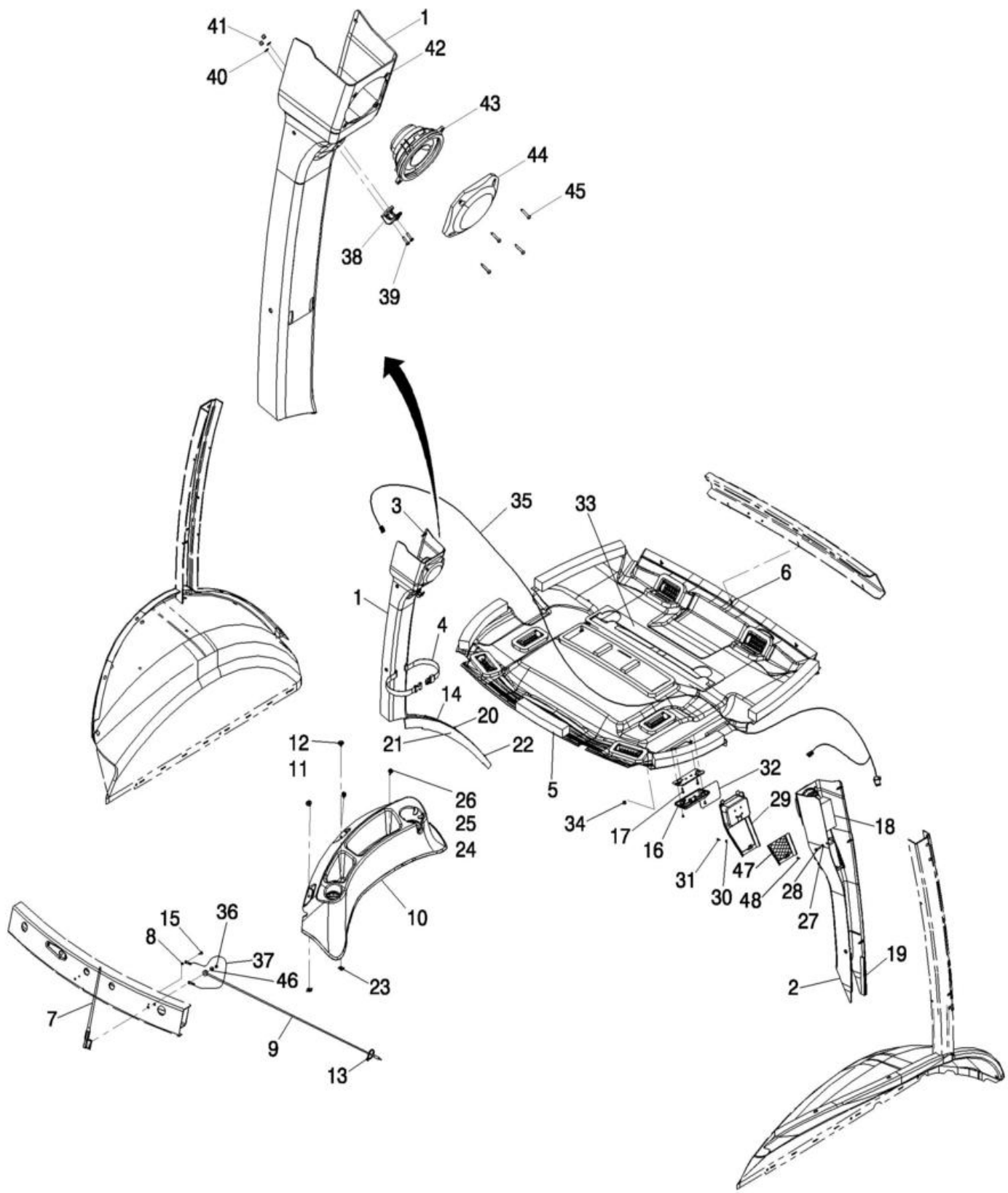

CABINE, ADORNO, INTERNO - STD

REF	FN	PART NUMBER	YR/SN	QTY	DESCRIPTION
1		84397643		1	COBERTURA
1		{47955642}		1	LE, A partir do chassi
2		84224374		1	TAMPA CONJUNTO
2		{47955623}		1	LD, A partir do chassi
3		401949A1		9	FIXADOR
4		378227A1		1	STRAP 500mm L
5		84224379		1	ACABAMENTO INTERNO Até chassi
5		47955625		1	ACABAMENTO INTERNO A partir do chassi
6		47602865		3	PARAFUSO Phillips Drive, Oval HD, M16 x 1
7		197745A1		1	ANTENA
8		893-11005		1	ANILHA DE RETENÇÃO Ext Tooth, M5
9		381659A1		1	CABO ELÉCTRICO
10		86992247		1	BANDEJA
11		87310186		2	ANILHA 6.6mm ID x 25mm OD x 1.6mm Thk
12		87310098		2	PARAFUSO M6 x 20 Full SST BLO
13		L11541		1	BRAÇADEIRA DE CABO 203.2mm L, Nylon
14		397026A3		1	GUARNIÇÃO
15		282-17512		1	PARAFUSO Hex Wshr Hd, #10 - 16 x 3/4"
16		380719A2		1	FAROL (If Pin A = 12V - Order 47602061, if Pin A = Grd - Order 47774628)
16		47602061		1	LUZ DO TECTO
16		47774628		1	LUZ DO TECTO
17		281-54512		2	PARAFUSO Hex Wshr Hd, #10 - 24 x 3/4"
18		412285A1		1	CINTA
19		414939A1		2	VEDANTE 200mm L
20		131-869		3	PORCA-MOLA Ret, J, #10-24
21		87534992		2	PARAFUSO Pan Head, M10 x 28mm
22		87310126		1	PARAFUSO Phillips Drive, Pan HD, #10 - 24 x 3/4", SST
23		833-40406		2	PORCA M6, U
24		87310146		4	ANILHA 5.16mm ID x 19.05mm OD x 1.55mm Thk
25		231-14109		2	CONTRAPORCA #10-24, GB

580N-RETRO-CARREGADORA (BRASIL)

90.160.01	01	p2	1/2017

CABINE, ADORNO, INTERNO - STD

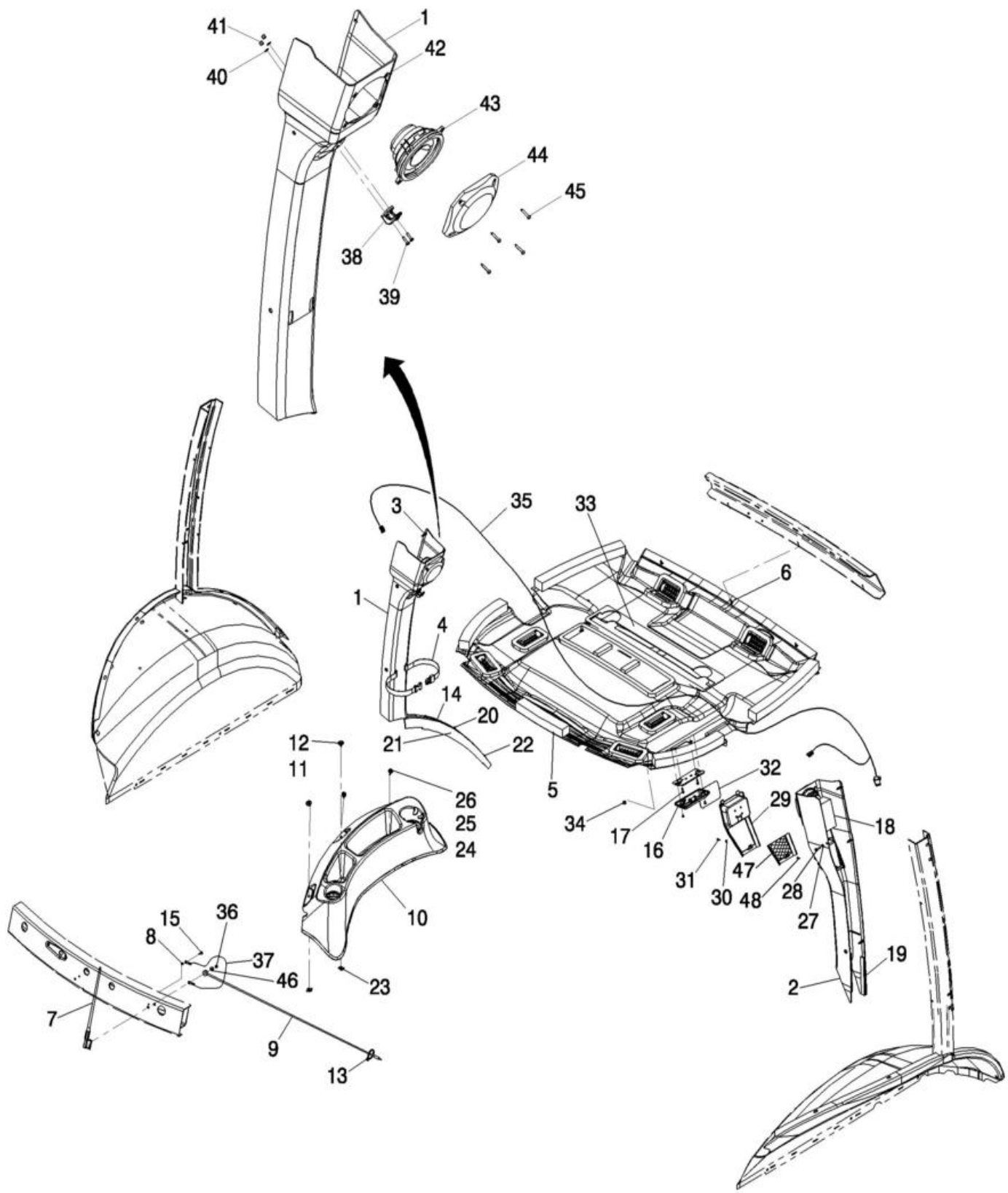

CABINE, ADORNO, INTERNO - STD

REF FN	PART NUMBER	YR/SN	QTY	DESCRIPTION
26	87310127		2	PARAFUSO Pan HD, #10 - 24 x 1", SST
27	85801991		1	ANILHA 6.3mm OD x 18mm ID x 4mm Thk
28	13313217		1	PARAFUSO Pozidriv Oval Hd, Csk, M6 x 20mm, Cl 5.8, Full Thd
29	84224376		1	FRISO LD, Até chassi
29	47954930		1	FRISO LD, A partir do chassi
30	895-11004		1	ANILHA 4.3mm ID x 9mm OD x 0.8mm Thk
31	840-1412		1	PARAFUSO Hex Skt, M4 x 12mm, Cl 4.8
32	84224378		1	DÍSTICO
33	382770A2		1	ISOLAMENTO DE ESPUMA 3mm Thk
34	353-403		1	TAMPÃO Dome, .437" hole, Nylon
35	382664A2		1	CABLAGEM
36	825-2405		1	PORCA FLANGEADA M5 x .8, Flg, Cl 8
37	291010A1		1	FIOS ELÉCTRICOS
38	114549A1		1	CABIDE PARA CASACO
39	87310147		2	PARAFUSO Pan Cross Recess Phillips, M4 x 0.7 x 16mm, Stainless
40	895-11004		2	ANILHA 4.3mm ID x 9mm OD x 0.8mm Thk
41	832-10404		2	PORCA M4 x 0.7, Cl 8.8
42	177269A1		4	PORCA-MOLA M4.2
43	182721A2		1	ALTIFALANTE
44	187281A1		1	COBERTURA
45	761-17325		4	PARAFUSO Pan Hd, M4.2 x 25
46	84292403		1	ANILHA
47	84224377		1	REDE
48	87603595		1	PORCA BH, M4 x 0.7 x 11.9mm L

INDEX - INDICE - INDEX - ZAHLENVERZEICHNIS - INDICE - INDICE - INDHOLD - INHOUD

Number	Figure	Sequence	Ref.	Number	Figure	Sequence	Ref.
	35.726.17	03	.	10402190	05.100.01	01	66
	35.726.17	04	.	104824A1	39.125.01	01	21
	35.726.18	01		104907A1	44.520.03	01	1
	35.726.25	02	7	10520221	82.100.02	01	11
	41.216.06	02	.	10520221	84.102.03	01	5
	50.206.03	01	6	10520221	84.104.03	01	5
100-21315	35.739.02	01	13A	10520221	84.106.01	01	5
100016	35.726.23	01	14	10520221	84.108.01	01	5
100016	35.726.24	01	14	10520221	84.108.01	02	5
100016	55.201.03	01	38	108088A1	35.724.03	01	11
100092	25.310.01	01	25	108088A1	35.724.06	01	9
100092	44.511.08	01	8	108088A1	35.724.07	02	8
100520A1	25.102.01	01	11	108366A1	55.408.01	01	4
100532A1	25.108.01	01	3	109268A1	39.125.01	01	4
100533A1	25.108.01	01	8	109879A1	10.406.06	01	7
100533A1	25.108.02	01	11	109879A1	90.100.04	01	14
100552A1	25.310.01	01	5	112380A1	35.724.03	01	14
100553A1	25.310.01	01	14	112380A1	35.724.06	01	4
100554A1	25.310.01	01	14	112380A1	35.724.07	02	1
100555A1	25.310.01	01	18	112481A1	25.108.01	01	6
100556A1	25.310.01	01	4	112486A1	25.106.01	01	10
100557A1	21.112.01	01	3	112509A1	25.108.02	01	5
100557A1	21.112.01	02	3	112509A1	41.216.06	01	3
100557A1	25.310.01	01	22	112517A1	21.154.03	02	4
100557A1	27.100.09	01	6	112517A1	21.154.03	03	4
100559A1	25.310.01	01	6	112884A1	90.120.04	02	
100561A1	25.310.01	01	13	114295A1	25.310.01	01	20
100562A1	25.310.01	01	19	114318A1	35.730.04	01	31
100696A1	39.125.01	01	3	114318A1	39.100.02	01	3
100748A1	21.104.03	01	4	114549A1	90.150.02	02	38
100748A1	21.104.03	01	4	114549A1	90.150.03	02	38
100748A1	21.104.03	02	4	114549A1	90.160.01	01	38
100753A1	21.154.03	02	16	114882A2	41.200.02	01	20
100753A1	21.154.03	03	16	114882A2	41.204.05	01	2
100760A1	21.134.01	03	14	114882A2	41.204.08	01	2
101479A1	35.738.02	01	24	114980A1	05.100.01	01	4
101479A1	35.740.02	01	35	114980A1	90.100.04	01	7
101531A1	55.408.01	01	9	116425A1	25.310.01	01	12
102-23206	35.106.02	01	5	116426A1	25.310.01	01	7
102761A1	35.724.03	01	12	116427A1	25.310.01	01	8
102761A1	35.724.06	01	11	1183269	21.112.04	01	7
102761A1	35.724.07	02	11	1183269	21.112.04	02	6
103-1475	35.726.22	01	10	119241A1	44.520.03	01	1
103-1518	10.220.01	01	7	119242A2	44.520.03	01	1
103-16175	39.102.01	01	16	119243A1	44.511.08	01	4
103-16175	90.120.10	01	3	120056	88.090.01		15
103-16200	35.730.04	01	20	120062	35.726.23	01	5
103-3350	39.125.01	01	27	120062	35.726.24	01	5
10395890	05.100.01	01	39	120070	35.738.02	01	20
10401190	05.100.01	01	43	120070	35.740.01	01	10

INDEX - INDICE - INDEX - ZAHLENVERZEICHNIS - INDICE - INDICE - INDHOLD - INHOUD

Number	Figure	Sequence	Ref.	Number	Figure	Sequence	Ref.
120071	35.737.01	01	18	122265A1	25.108.02	01	9
120071	35.738.02	01	22	122268A1	25.102.01	01	12
120071	35.740.02	01	29	122270A1	25.100.08	01	5
120074	10.414.01	01	4	122270A1	25.102.01	01	7
120104	21.104.03	01	6	122553A1	50.206.03	01	12
120104	21.133.02	03	1	122897A1	39.105.01	01	15
120104	88.090.01		40	123318A1	35.730.04	01	9
120108	35.738.02	01	13	123318A1	39.105.01	01	9
120108	35.740.02	01	33	123407A1	35.730.03	01	17
120112	35.726.37	02	4	123809A2	55.512.14	02	7
120112	35.738.02	01	18	123969A1	90.120.04	02	9
120112	35.738.02	01	25	123980A1	50.206.03	01	22
120112	35.740.02	01	26	124011A1	50.206.03	01	21
120113	33.110.04	01	25	124273A1	90.108.09	02	10
120113	35.740.02	01	36	124568A2	35.739.02	01	3
120303A1	35.701.06	01	13	124721A1	35.724.07	01	27
120303A1	35.701.06	02	15	1250594C1	50.206.03	01	10
120303A1	35.701.06	03	12	1250594C1	50.206.03	01	11
120303A1	35.701.14	01	12	125749A1	90.150.05	01	11
120303A1	35.701.17	05	5	126-116	21.115.01	01	14
120303A1	35.726.20	01	30	12642021	90.150.11	01	4
120303A1	41.200.02	01	21	12645031	35.701.06	01	9
121410A1	55.100.02	02	6	12645031	35.701.06	03	14
121410A1	55.100.02	03	6	126844A1	55.512.14	01	2
121410A1	55.512.15	02	14	126844A1	55.512.16	01	1
121410A1	55.512.15	03	9	126844A1	55.512.16	03	1
121411A1	55.100.02	02	5	126918A1	35.726.19	02	13
121411A1	55.100.02	03	5	126918A1	35.726.19	07	13
121411A1	55.512.15	02	4	127009A1	90.100.09	01	6
121411A1	55.512.15	03	4	127009A1	90.100.10	01	15
121412A1	55.100.02	02	8	127158A1	55.408.01	01	6
121412A1	55.100.02	03	8	127181A2	10.414.01	01	2
121412A1	55.408.01	01	16	128312A1	39.125.01	01	19
121412A1	55.512.15	02	3	128312A1	55.404.01	01	20
121412A1	55.512.15	03	3	128312A1	55.404.01	02	16
121413A1	55.100.02	02	7	128312A1	55.512.14	02	3
121413A1	55.100.02	03	7	128312A1	55.512.14	03	3
121413A1	55.512.15	02	5	128312A1	55.512.16	01	2
121413A1	55.512.15	03	5	128312A1	55.512.16	03	2
121414A1	90.120.05	01		128312A1	55.514.01	01	10
121416A1	55.100.02	02	9	128359	35.726.32	01	7
121416A1	55.100.02	03	9	128483A1	50.206.03	01	15
12164121	82.100.02	01	10	128483A1	50.206.03	01	9
121856A1	35.750.02	01	7	128484A1	50.206.03	01	3
121920A1	05.100.01	01	51	128485A1	50.206.03	01	4
121920A1	82.100.04	01	12	128485A1	50.206.03	01	8
122259A1	25.108.02	01	10	128570A1	25.104.01	01	11
122261A1	25.100.08	01	8	128570A1	27.106.02	01	11
122264A1	25.108.01	01	10	128818A1	39.125.01	01	11
122265A1	25.108.01	01	9	128825	35.726.32	01	4

INDEX - INDICE - INDEX - ZAHLENVERZEICHNIS - INDICE - INDICE - INDHOLD - INHOUD

Number	Figure	Sequence	Ref.	Number	Figure	Sequence	Ref.
129893A1	84.104.01	01	3	1346101C1	35.730.02	01	18
129894A1	84.104.01	01	2	1346195C1	35.701.03	01	11
129944A1	05.100.01	01	54	1346476C1	35.730.02	01	14
129944A1	84.104.01	01	4	1346476C1	35.730.03	01	15
130176A2	25.106.01	01	3	1346476C1	35.732.01	01	6
130674A1	90.120.04	02		1346476C1	35.738.04	01	15
131-121	35.724.03	01	4	134844A1	82.100.02	02	3
131-121	35.724.07	01	1	1349058C1	25.104.01	01	5
131-121	90.100.09	01	15	1349059C1	25.104.01	01	6
131-121	90.100.10	01	30	1349059C1	27.106.02	01	2
131-425	90.120.05	02		135-1233	39.121.06	01	3
131-431	90.100.04	01	22	135249A1	39.105.02	01	4
131-861	35.726.31	01	4	135512A3	90.120.05	02	2
131-861	35.726.34	01	10	136-54	55.408.01	01	14
131-861	90.100.09	01	7	136261A1	35.726.30	01	20
131-861	90.100.10	01	10	136261A1	35.726.36	01	19
131-861	90.100.11	02	13	136263A1	35.726.30	01	21
131-861	90.150.05	01	7	136263A1	35.726.36	01	20
131-869	90.100.11	01	4	136267A1	35.726.30	01	4
131-869	90.150.02	02	20	136267A1	35.726.36	01	4
131-869	90.150.03	02	20	136269A1	35.726.30	01	5
131-869	90.160.01	01	20	136269A1	35.726.36	01	5
1312210C2	55.514.01	01	21	136270A2	35.726.34	01	13
132842A1	39.121.02	02	4	136271A2	35.726.34	01	9
132844A1	39.121.02	02	2	136822A1	35.726.34	01	3
132862A1	90.120.05	02	6	136824A1	35.726.31	01	2
132864A1	90.120.05	02		137219A1	35.726.35	01	3
132866A1	90.120.05	02	9	137248A1	35.739.02	01	13
132872A1	90.120.05	02	18	137283A1	35.724.07	01	29
132931A1	10.220.01	01	2	137283A1	39.125.01	01	36
132931A1	35.724.03	01	24	138-328	33.202.06	01	13
132931A1	35.724.07	01	28	13804521	35.726.37	02	2
132953A1	44.520.03	01	1	138827A1	05.100.01	01	27
132988A1	82.100.02	01	3	139294A1	27.100.11	01	5
132988A1	82.100.03	01	3	139312A1	21.140.01	01	19A
1331087C1	50.104.01	01	14	139312A1	21.140.01	02	20
13313217	90.100.10	01	4	139312A1	33.110.04	01	20
13313217	90.100.11	02	20	139363A1	90.100.04	01	10
13313217	90.100.11	02	24	139865A1	35.724.07	01	30
13313217	90.150.02	02	28	140-103	90.150.05	01	10
13313217	90.150.03	02	28	140-107	35.724.03	01	3
13313217	90.160.01	01	28	140-107	35.724.07	01	2
133421A1	90.120.05	02	17	140-107	90.154.02	01	6
133422A1	90.120.05	02	15	140-107	90.156.04	01	20
1340762C1	35.739.02	01	15	140-107	90.156.05	01	28
1340763C1	35.739.02	01	16	140-107	90.158.01	01	9
1340798C1	35.701.03	01	13	140-107	90.158.02	01	11
1340970C1	35.740.01	03	2	140-108	35.726.09	03	21
1344025C1	90.120.05	01	16	140-119	55.512.16	01	26
1344026C1	90.120.05	01	17	140-119	55.512.16	03	26

INDEX - INDICE - INDEX - ZAHLENVERZEICHNIS - INDICE - INDICE - INDHOLD - INHOUD

Number	Figure	Sequence	Ref.	Number	Figure	Sequence	Ref.
140-119	55.512.17	01	13	147496A1	44.512.01	01	4
140028	35.701.04	01	4	147496A1	44.512.01	01	7
140028	35.701.06	01	20	147675A1	90.108.09	05	10
140028	35.701.06	02	22	147679A1	90.108.09	05	11
140028	35.701.06	03	17	147783A1	90.108.09	02	11
140028	35.701.14	01	4	148017A1	90.108.09	05	13
140028	35.750.04	01	3	148025A1	44.511.01	01	
140943A1	25.104.01	01	7	148278A1	44.511.01	01	6
140944A1	25.104.01	01	7	148279A1	44.512.01	01	2
140945A1	25.104.01	01	7	148281A1	44.512.01	01	2
140946A1	25.104.01	01	7	148480A1	44.511.01	01	
140947A1	25.104.01	01	7	148481A1	44.512.01	01	
140948A1	25.104.01	01	7	148482A1	44.511.01	01	
140949A1	25.104.01	01	7	148483A1	44.512.01	01	
140951A1	25.104.01	01	7	148506A1	44.511.01	01	3
140953A1	25.104.01	01	7	148506A1	44.511.01	01	7
140954A1	25.104.01	01	7	148506A1	44.511.08	01	6
141233A1	84.100.01	05	3	148507A1	44.511.01	01	8
141234A1	84.100.01	05	2	148517A1	44.511.01	01	
142-103	90.156.05	01	21	148554A1	90.108.09	02	7
142300A1	05.100.01	01	52	148679A1	44.512.01	01	
142300A1	82.100.04	01	3	148680A1	44.512.01	01	6
142524A1	39.125.01	01	12	148681A1	44.512.01	01	9
142538A1	82.100.01	01	7	148682A1	44.512.01	01	10
142538A1	82.100.01	02	7	151-516	88.090.01		9
142538A1	82.100.01	03	7	151-516	90.156.01	01	9
142538A1	82.100.02	01	5	151-516	90.156.02	01	3
142538A1	82.100.03	01	5	151-516	90.156.05	01	7
14302921	35.150.14	01	5	1530028C1	05.100.01	01	86
14302921	35.150.14	02	5	1530028C1	21.112.01	01	6
14302921	35.150.14	03	6	1530028C1	21.112.01	02	6
14304021	21.134.01	03	7	1542874C1	35.738.01	01	19
14304021	35.150.14	01	18	1542875C1	35.701.03	01	
14358921	35.150.14	02	18	1542875C1	35.736.02	01	16
143786A1	90.120.05	02	7	1542875C1	35.740.01	03	7
144173A1	35.106.02	01	7	1542876C1	35.739.02	01	
144457A1	41.216.06	01		1542877C1	35.730.02	01	15
144460A1	25.104.01	01		1542877C1	35.730.03	01	16
144461A1	25.300.01	01		1542877C1	35.732.01	01	16
144462A1	25.300.01	01	1	1542877C1	35.738.04	01	16
144463A1	25.300.01	01	5	1543256C1	35.738.01	01	18
144465A1	25.300.01	01	4	1543267C1	35.701.03	01	
144466A1	25.310.01	01	3	15687475	35.150.15	01	9
144908A2	90.100.02	01	21	15687475	35.150.15	02	9
14507687	55.404.01	02	14	15687475	35.150.15	03	9
14507887	90.150.04	01	2	15687475	35.150.16	01	9
14508087	90.150.04	01	1	15687475	35.150.16	02	7
147114A1	90.108.09	05	4	15687475	35.150.16	03	9
147369A1	44.511.01	01	2	16044321	33.110.04	01	17
147491A1	90.120.12	01	1	16047031	44.511.08	01	7

INDEX - INDICE - INDEX - ZAHLENVERZEICHNIS - INDICE - INDICE - INDHOLD - INHOUD

Number	Figure	Sequence	Ref.	Number	Figure	Sequence	Ref.
16104121	35.701.06	01	11	181105A1	21.112.01	02	14
16104121	35.701.06	02	13	181105A1	21.134.01	03	6
16104121	35.701.06	03	11	181105A1	33.110.04	01	22
167266	35.701.15	01	24	181108A1	21.140.01	01	22
167266	35.701.16	01	20	181108A1	21.140.01	02	19
167266	35.701.16	02	20	181108A1	21.154.09	01	23
167266	35.726.25	01	1	181108A1	21.154.09	02	23
167266	35.726.38	01	2	181108A1	21.154.09	03	11
167268	35.701.15	01	20	181111A1	21.140.01	01	12
167268	35.701.16	01	16	181111A1	21.140.01	02	11
167268	35.701.16	02	16	181116A1	21.140.01	01	8
167268	35.726.25	01	7	181116A1	21.140.01	02	7
167268	35.726.26	01	1	181118A1	21.154.09	01	1
167269	21.109.02	01	19	181118A1	21.154.09	02	1
167269	35.701.15	01	21	181118A1	21.154.09	03	4
167269	35.701.16	01	17	181122A1	21.154.03	02	5
167269	35.701.16	02	17	181122A1	21.154.03	03	5
167269	35.726.32	01	5	181123A1	21.154.09	01	28
168-71	55.408.01	01	7	181123A1	21.154.09	02	28
16882515	10.102.03	01	4	181123A1	21.154.09	03	24
175156	35.106.01	01	11	181126A1	21.154.02	01	3
175156A1	82.100.04	01		181126A1	21.154.02	02	3
175599A1	90.100.04	01	2	181126A1	21.154.02	03	3
175957A1	27.106.02	01	3	181126A1	21.154.03	02	8
175966A1	27.110.02	02	7	181126A1	21.154.03	03	8
176091A1	90.120.05	01	6	181128A1	21.140.01	01	3
176309A1	35.724.03	01	22	181128A1	21.140.01	02	3
176309A1	35.724.06	01	5	181130A1	21.154.09	01	27
176309A1	35.724.07	02	2	181130A1	21.154.09	02	27
177269A1	90.150.02	02	42	181130A1	21.154.09	03	25
177269A1	90.150.02	02	46	181132A1	21.154.02	01	5
177269A1	90.150.03	02	42	181132A1	21.154.02	02	5
177269A1	90.150.03	02	46	181132A1	21.154.02	03	5
177269A1	90.150.05	01	17	181132A1	21.154.09	01	2
177269A1	90.160.01	01	42	181132A1	21.154.09	02	2
178051A1	35.106.02	01	8	181132A1	21.154.09	03	5
179029A1	35.726.19	02	14	181138A1	21.133.02	01	12
179029A1	35.726.19	07	14	181138A1	21.133.02	02	12
17916280	10.408.01	01	6	181139A1	21.133.02	01	5
179956A1	35.726.31	01	16	181139A1	21.133.02	02	5
180593A1	90.120.05	02	11	181141A1	21.104.03	01	8
180594A3	90.120.05	02	19	181141A1	21.112.01	01	17
181100A1	21.112.01	01	8	181141A1	21.112.01	02	17
181100A1	21.112.01	02	8	181142A1	21.154.01	01	19
181100A1	21.133.02	01	23	181142A1	21.154.01	02	19
181100A1	21.133.02	02	23	181142A1	21.154.01	03	17
181100A1	21.134.05	01	5	181144A1	21.154.09	01	30
181101A1	21.112.01	01	19	181144A1	21.154.09	02	30
181101A1	21.112.01	02	23	181144A1	21.154.09	03	22
181105A1	21.112.01	01	14	181159A1	21.140.01	01	10

INDEX - INDICE - INDEX - ZAHLENVERZEICHNIS - INDICE - INDICE - INDHOLD - INHOUD

Number	Figure	Sequence	Ref.	Number	Figure	Sequence	Ref.
181161A1	21.140.01	01	13	183443A1	39.121.02	02	5
181161A1	21.140.01	02	12	183509A1	39.121.02	02	6
181165A1	21.154.09	01	31	183810A1	05.100.01	01	53
181165A1	21.154.09	02	31	183810A1	84.102.01	01	4
181165A1	21.154.09	03	21	184726A1	90.100.10	01	22
181171A1	21.133.02	01	7	185325A1	90.100.04	01	15
181171A1	21.133.02	02	7	185377A1	10.414.01	01	2
181173A1	21.133.02	01	16	185926A1	10.212.01	01	11
181173A1	21.133.02	02	16	185926A1	35.750.01	01	3
181174A2	21.133.02	01	21	186977A1	39.100.02	01	12
181174A2	21.133.02	02	21	186977A1	90.150.08	01	2
181175A1	21.133.02	01	18	187281A1	90.150.02	02	44
181175A1	21.133.02	02	18	187281A1	90.150.03	02	44
181176A1	21.112.01	01	13	187281A1	90.160.01	01	44
181177A1	21.133.02	01	11	187714A1	21.115.01	01	5
181177A1	21.133.02	02	11	187715A1	21.115.01	01	7
181179A1	21.112.01	01	15	188028A2	35.739.02	01	2
181179A1	21.112.01	02	15	188032A2	35.739.02	01	4
181198A1	21.154.03	02	3	188034A3	35.739.02	01	14
181198A1	21.154.03	03	3	188035A1	35.739.02	01	
181202A1	21.104.03	01	7	188036A1	35.739.02	01	20
181202A1	21.104.03	01	9	189109A1	10.220.01	01	2A
181202A1	21.104.03	02	7	189109A1	35.724.03	01	
181203A1	21.133.02	01	20	189109A1	35.724.07	01	31
181203A1	21.133.02	02	20	190427A1	21.154.09	01	
181207A1	21.134.01	01	23	190427A1	21.154.09	02	
181207A1	21.134.01	02	23	190428A3	21.133.02	01	8
181219A1	21.104.03	01	5	190428A3	21.133.02	02	8
181219A1	21.104.03	02	5	190431A1	21.134.05	01	10
181232A1	21.112.01	01	16	190442A1	21.134.01	01	3
181232A1	21.112.01	02	16	190442A1	21.134.01	02	3
181245A2	21.133.02	01	1	190506A1	27.106.02	01	6
181245A2	21.133.02	02	1	190508A1	27.106.02	01	6
181251A1	21.134.01	01	8	190509A1	27.106.02	01	6
181251A1	21.134.01	02	8	190510A1	27.106.02	01	6
181274A1	21.104.03	01	2	190511A1	27.106.02	01	6
181274A1	21.104.03	02	2	190512A1	27.106.02	01	6
181842A1	39.125.01	01	7A	190513A1	27.106.02	01	6
181979A1	50.206.03	01	23	190514A1	27.106.02	01	6
181981A1	50.206.05	01	3	190515A1	27.106.02	01	6
181981A1	90.118.01	01	7	190516A1	27.106.02	01	6
182006A1	35.726.22	01	6	190675A1	50.104.01	01	17
182006A1	35.726.30	01	9	190682A1	25.310.01	01	10
182116A1	35.730.03	01	10	190684A1	25.310.01	01	9
182594A1	90.100.10	01	23	191252A1	35.739.02	01	14A
182697A1	50.206.05	01	2	191703A1	50.200.17	01	12
182721A2	90.150.02	02	43	191704A1	10.214.01	01	2
182721A2	90.150.03	02	43	191704A1	10.214.01	02	2
182721A2	90.160.01	01	43	191704A1	33.202.04	01	7
183168A1	90.100.02	01	7	191704A1	33.202.12	01	7

INDEX - INDICE - INDEX - ZAHLENVERZEICHNIS - INDICE - INDICE - INDHOLD - INHOUD

Number	Figure	Sequence	Ref.	Number	Figure	Sequence	Ref.
191704A1	41.200.02	01	28	197745A1	90.160.01	01	7
191747A1	35.739.02	01		197771A1	44.511.08	01	1
191796A1	25.100.01	01	4	1977725C1	90.120.04	02	
191796A1	25.100.02	01	3	197793A1	90.120.05	02	8
192330A1	35.736.02	01	10	1980245C1	35.739.02	01	17
192330A1	35.738.04	01	10	1981850C1	90.120.05	02	13
192450A1	90.108.01	02	9	1987096C1	50.104.01	01	31
192815A1	39.125.01	01	26	1987212C1	90.120.05	01	11
192971A1	35.726.31	03	15	1987219C2	90.120.05	01	13
193-1000	55.100.20	01	5	1987290C1	90.120.05	01	14
193-1003	39.125.01	01	17	1990548C4	90.120.05	02	21
195-81023	90.154.02	01	7	1999666C1	50.104.01	01	16
195-81023	90.156.04	01	17	1999667C1	50.104.01	01	
195-81023	90.156.05	01	22	1999668C1	50.104.01	01	
195-81023	90.158.01	01	7	1999693C1	90.120.05	01	8
195-81023	90.158.02	01	2	20-21032	82.100.04	01	13
195282A4	90.150.05	01	14	20-21232	82.100.02	01	9
1954626C1	50.104.01	01	15	20-21232	82.100.02	02	9
1954736C1	50.104.01	01	3	20-21232	82.100.03	01	9
1959509C1	41.200.02	01	22	20-21232	82.100.04	01	4
1959509C1	41.204.05	01	4	201-101	33.202.10	01	10
1959509C1	41.204.08	01	4	201-101	33.202.11	01	10
1960667	35.726.20	01	14	201-102	35.701.02	01	3
1960667	35.726.38	01	15	201-103	35.701.13	01	3
196096A1	21.134.01	01	20A	201-103	35.740.01	01	4
196096A1	21.134.01	02	20A	201-103	35.740.01	02	2
196454A1	21.154.09	01	3A	201-103	35.740.02	01	18
196454A1	21.154.09	02	3A	201-115	35.701.17	02	4
196454A1	21.154.09	03	3	201-115	35.701.17	05	7
1966136C1	25.102.01	01	15	201-132	35.701.17	05	4
1966138C1	25.102.01	01	16	201-306	35.701.02	01	24
1966138C1	27.100.09	01	7	201-306	35.701.11	01	2
1966149C1	27.100.09	01	2	201-306	35.701.13	01	2
1966149C2	25.102.01	01	5	201-312	35.701.17	04	5
1966153C1	25.106.01	01	9	201-315	35.726.10		8
1966169C1	25.310.01	01	2	201-315	35.726.23	01	9
1966186C1	25.102.01	01	9	201-315	35.726.24	01	9
1966559C1	25.106.01	01	11	201-316	35.701.02	01	11
1966993C1	21.133.02	01	4	201-317	35.726.23	01	6
1966993C1	21.133.02	02	4	201-317	35.726.24	01	6
1967003C1	25.106.01	01	4	201-321	25.100.01	01	2
1967581C1	21.133.02	01	10	201-321	35.732.01	02	9
1967581C1	21.133.02	02	10	201-331	35.726.10		9
1967585C1	21.133.02	01	9	201-343	35.701.17	02	9
1967585C1	21.133.02	02	9	201-343	35.701.17	04	2
1976955C1	05.100.01	01	38	201-344	41.200.02	01	1
1976955C1	35.726.32	02	5	201-348	35.732.01	04	8
197745A1	05.100.01	01	5	201-352	35.738.02	01	7
197745A1	90.150.02	02	7	201-352	35.740.02	01	17
197745A1	90.150.03	02	7	201-377	35.740.01	01	8

INDEX - INDICE - INDEX - ZAHLENVERZEICHNIS - INDICE - INDICE - INDHOLD - INHOUD

Number	Figure	Sequence	Ref.	Number	Figure	Sequence	Ref.
201-401	35.726.08	01	4	218-5053	35.726.07	01	5
201-407	35.726.20	01	26	218-5053	35.726.08	01	33
201-407	35.726.25	02	11	218-5062	21.109.02	01	4
201-411	35.701.02	01	13	218-5089	35.726.04	01	6
201-412	35.701.02	01	2	218-5089	35.726.04	02	6
213-123	10.220.01	01	16	218-5089	35.726.05	01	6
213-123	10.220.02	01	12	218-5089	35.726.06	01	6
213-126	35.726.22	01	8	218-5089	35.726.07	01	6
213-126	35.726.30	01	10	218-5089	35.726.07	01	6
213-126	35.726.36	01	17	218-5089	35.726.08	01	19
214-1406	50.206.05	01	16	218-5103	25.100.01	01	12
214-1410	35.732.01	02	24	218-5103	25.100.02	01	11
214-1412	10.202.01	01	5	218-5105	27.110.02	01	3
214-1412	10.202.01	02	6	218-5155	35.750.01	01	17
214-1412	21.109.02	01	7	218-5156	35.726.10		17
214-1416	10.254.11	01	15	218-5158	35.750.01	01	18
214-1416	10.406.01	01	8	218-5209	35.726.32	02	7
214-1420	35.106.01	01	1	218-5213	35.106.02	01	16
214-1436	10.254.11	01	16	218-5243	35.726.08	01	7
214-1436	35.738.02	01	26	218-5365	35.726.08	01	20
214-1440	10.406.04	01	14	218-593	35.726.08	01	9
214-1456	10.202.01	01	9	219-1	35.701.03	01	17
214-1456	10.202.01	02	13	219-1	35.726.19	02	19
214-1464	10.202.01	01	8	219-1	35.726.19	07	19
214-1464	35.701.02	01	27	219-1	35.730.02	01	2
214-1464	50.200.17	01	1	219-1	35.730.03	01	6
214-1472	35.701.11	01	8	219-1	35.730.04	01	15
214-1472	35.738.02	01	12	219-1	35.732.01	01	10
214-1472	35.740.01	01	17	219-1	35.736.02	01	6
214-1472	35.740.02	01	20	219-1	35.738.04	01	6
214-1492	35.726.31	03	29	219-1	35.739.02	01	18
214-1704	10.406.01	01	5	219-1	39.105.01	01	21
214-1706	10.214.01	01	4	219-1	39.121.03	01	9
214-1706	10.214.01	02	4	219-1	39.121.04	01	9
214-3172	35.740.01	02	11	219-1	39.121.05	01	18
214-3172	35.740.02	01	21	219-1	39.125.01	01	30
214-3180	55.518.05	01	6	219-1	39.125.02	01	10
214-3180	55.518.07	01	13	219-1	39.125.02	01	5
214-3180	90.150.10	01	11	219-1	82.100.04	01	9
214-3188	35.737.01	01	11	219-1	88.088.02		13
214-3196	35.726.31	03	3	219-10	21.300.01	01	8
214-3196	35.737.01	01	12	219-10	25.300.02	01	8
217-314	21.109.02	01	15	219-55	35.701.03	01	18
217-349	21.109.02	01	18	219-55	35.730.04	01	16
218-1023	21.112.01	01	2	219-55	35.738.01	01	17
218-5053	35.726.04	01	5	219-55	35.739.02	01	19
218-5053	35.726.04	02	5	219-55	39.100.02	01	8
218-5053	35.726.05	01	5	219-55	39.125.01	01	10
218-5053	35.726.06	01	5	219-55	84.120.01	01	22
218-5053	35.726.07	01	5	219-86	39.121.01	01	2

INDEX - INDICE - INDEX - ZAHLENVERZEICHNIS - INDICE - INDICE - INDHOLD - INHOUD

Number	Figure	Sequence	Ref.	Number	Figure	Sequence	Ref.
219-89	39.121.01	01	3	232948A1	05.100.01	01	93
220165A2	35.739.02	01	2	232948A1	50.200.17	01	14
220413A1	39.100.02	01	6	232948A1	50.200.17	01	2
221-89	50.104.01	01	21	233104A1	35.730.02	01	6
221477A1	35.726.22	01	7	233284A1	21.154.09	01	29
221525A1	35.740.01	02	12	233284A1	21.154.09	02	29
223-31	35.740.01	02	14	233284A1	21.154.09	03	23
225-14210	10.220.01	01	19	237-6006	27.110.02	01	4
225-14210	10.220.02	01	11	237-6006	33.202.10	01	9
225315C1	35.150.15	01	6	237-6006	33.202.11	01	9
225315C1	35.150.15	02	6	237-6006	35.701.17	04	7
225315C1	35.150.15	03	6	237-6008	21.134.01	01	17
225315C1	35.150.16	01	6	237-6008	21.134.01	02	17
225318C1	35.150.15	01	7	237-6008	35.701.17	02	6
225318C1	35.150.15	02	7	237-6008	35.701.17	04	4
225318C1	35.150.15	03	7	237-6008	35.701.17	05	9
225318C1	35.150.16	01	7	237-6008	35.726.31	03	26
225327C1	35.724.06	02	9	237-6010	21.109.02	01	16
225327C1	35.724.06	03	7	237-6010	21.109.02	01	5
225350C1	35.150.15	02	14	237-6010	35.701.11	01	9
225350C1	35.150.16	03	6	237-6010	35.701.13	01	9
225350C1	88.088.01		2	237-6012	35.726.31	03	28
225353C1	35.150.15	02	15	237-6014	35.106.02	01	11
225353C1	35.150.16	03	7	237-6014	35.106.02	01	17
225353C1	88.088.01		3	237582A1	55.408.01	02	5
226456A1	05.100.01	01	45	238-5005	55.408.01	01	8
226456A1	35.750.01	01	15	238-5010	10.254.12	01	5
226560A1	90.120.05	02	4	238-5011	35.701.17	01	6
230-4216	90.120.05	02	7A	238-5013	21.134.01	01	19
230973A1	33.202.06	01	25	238-5013	21.134.01	02	19
231-14109	10.406.06	01	8	238-5014	21.134.01	01	18
231-14109	90.100.04	01	16	238-5014	21.134.01	02	18
231-14109	90.100.10	01	11	238-5130	21.133.02	03	4
231-14109	90.150.02	02	25	238-5152	25.104.01	01	10
231-14109	90.150.03	02	25	238-5227	41.200.02	01	2
231-14109	90.160.01	01	25	238-5227	41.204.05	01	3
231-14409	35.726.09	03	22	238-5227	41.204.08	01	3
231-1444	90.120.05	02		238-5228	35.106.01	01	2
231-1445	35.726.09	03	16	238-5231	35.701.03	01	8
231-1446	88.035.01		9	238-5231	35.738.01	01	9
231-24409	10.254.12	01	34	238-5231	35.740.01	03	8
231-24409	55.512.14	02	6	238-5233	35.736.02	01	13
231-24409	55.512.14	03	19	238-5233	35.738.04	01	13
231-24409	55.512.15	02	8	238-5237	35.739.02	01	9
231-24409	55.512.15	03	8	238-5239	35.739.02	01	21
231397A1	25.106.01	01	5	238-6012	33.202.10	01	1
231520A2	55.512.14	01	5	238-6012	33.202.11	01	1
232-1446	90.154.07	01	6	238-6016	35.701.17	02	7
232-1446	90.156.04	01	14	238-6016	35.701.17	04	8
232-4617	90.120.06	01	20	238-6016	35.701.17	05	10

INDEX - INDICE - INDEX - ZAHLENVERZEICHNIS - INDICE - INDICE - INDHOLD - INHOUD

Number	Figure	Sequence	Ref.	Number	Figure	Sequence	Ref.
238-6121	21.112.01	01		260-16312	35.724.04	01	23
238-6121	21.112.01	02		260-16312	35.724.04	01	8
238-6121	25.310.01	01	22A	260-16312	35.724.05	01	25
238-8217	21.154.03	02	21	260-16312	35.724.05	01	9
238-8217	21.154.03	03	21	272217	33.110.04	01	18
239406A1	35.724.07	01	32	272218	21.112.04	01	22
239451A1	35.724.06	02	8	27549R1	44.520.03	01	2
239451A1	35.724.06	03	6	277800A1	10.414.01	02	8
239606A1	21.112.01	01	20	278328A1	05.100.01	01	11
244109A1	21.154.09	01	5	278328A1	55.512.14	01	7
244109A1	21.154.09	02	5	278532A1	21.133.02	01	14
245466A1	84.100.01	01	6	278532A1	21.133.02	02	14
245466A1	84.100.01	01	9	278533A1	21.133.02	01	13
245466A1	84.100.01	04	6	278533A1	21.133.02	02	13
245466A1	84.100.01	04	9	278534A1	05.100.01	01	14
245466A1	84.100.01	05	6	278534A1	21.104.03	01	3
245466A1	84.100.01	05	9	278534A1	21.104.03	01	3
245466A1	84.100.01	06	6	278534A1	21.104.03	02	3
245466A1	84.100.01	06	9	279039A1	21.133.02	01	15
245466A1	84.102.01	01	6	279039A1	21.133.02	02	15
245466A1	84.102.01	01	9	279265A2	05.100.01	01	98
245466A1	84.104.01	01	6	279265A2	55.514.01	01	25
248-2373	90.120.06	01	13	279482A1	88.090.01		8
250851A1	39.125.02	01	19	279482A1	90.156.01	01	10
250851A1	82.100.04	01	30	279482A1	90.156.02	01	4
254686A2	05.100.01	01	12	279482A1	90.156.05	01	6
254686A2	05.100.01	01	2	280-14512	55.404.01	02	7
254686A2	21.104.03	01	1	280-14512	55.514.01	01	11
254686A2	21.104.03	01	2	280-16516	90.150.01	01	3
254686A2	21.104.03	02	1	280-16516	90.150.10	01	4
255447A1	88.035.02		4	281-14716	35.726.22	01	5
255447A1	90.100.04	01	25	281-18712	50.206.05	01	23
256341A1	35.724.06	02	6	281-54512	90.150.02	02	17
256341A1	35.724.06	03	4	281-54512	90.150.03	02	17
256347A1	35.724.03	01		281-54512	90.150.05	01	24
256347A1	35.724.06	02	4	281-54512	90.150.13	01	3
256347A1	35.724.06	03	2	281-54512	90.160.01	01	17
256776A1	10.220.01	01	5	282-17512	90.150.02	02	15
257381A1	88.035.02		6	282-17512	90.150.03	02	15
257381A1	90.100.04	01	27	282-17512	90.160.01	01	15
257382A1	88.035.02		5	282242A1	10.220.01	01	1
257382A1	90.100.04	01	26	282775A1	05.100.01	01	14
258613A1	35.724.06	02	7	282775A1	55.512.16	01	3
258613A1	35.724.06	03	5	282775A1	55.512.16	03	3
258616A1	35.724.03	01		2830082	10.001.02	02	1
258616A1	35.724.06	02	5	2830156	10.210.01	01	2
258616A1	35.724.06	03	3	2830156	10.210.01	02	2
259044A1	35.106.01	01	28	2830281	10.101.02	01	2
259054A1	90.120.05	01	15	2830281	10.101.02	02	2
260-1436	90.150.05	01	15	2830348	05.100.01	01	3

Number	Figure	Sequence	Ref.	Number	Figure	Sequence	Ref.
2830411	10.206.01	01	7	2852047	10.402.02	01	2
2830411	10.206.01	02	12	2852049	10.103.03	01	1
2830433	10.110.02	01	7	2852051	10.103.03	01	2
2830445	10.254.10	01	2	2852057	10.218.04	03	4
2830453	10.206.01	02	3	2852059	10.218.04	03	1
2830454	10.206.01	02	2	2852062	10.106.07	02	2
2830559	10.408.01	01	10	2852065	10.218.05	05	1
2830559	10.408.01	02	10	2852066	10.218.05	03	3
2830769	10.101.02	01	8	2852075	10.218.05	04	1
2830775	10.101.02	01	5	2852088	10.246.01	02	3
2830775	10.101.02	02	5	2852098	05.100.01	01	16
2830784	10.101.02	01	7	2852100	10.250.06	01	14
2830784	10.101.02	02	7	2852100	10.250.06	02	13
2830894	10.400.03	01	4	2852101	10.250.06	01	13
2830894	10.400.03	02	4	2852101	10.250.06	02	14
2830919	10.101.01	01	15	2852102	05.100.01	01	13
2830919	10.101.01	02	15	2852102	10.250.06	02	10
2830920	10.101.01	01	15	2852105	05.100.01	01	106
2830920	10.101.01	02	15	2852111	10.218.04	01	3
2830948	10.110.02	02	3	2852111	10.218.05	02	3
2831031	10.110.02	01	8	2852114	10.402.02	01	1
2831203	10.250.05	01	7	2852118	10.218.05	03	5
2831203	10.254.10	01	1	2852121	05.100.01	01	110
2831297	10.105.01	03	3	2852122	10.304.10	01	1
2831297	10.105.01	05	3	2852125	05.100.01	01	44
2831298	10.105.01	05	1	2852125	10.304.10	01	2
2831302	10.110.02	02	6	2852127	10.304.10	01	6
2831303	10.110.02	02	5	2852134	10.304.10	01	9
2831305	10.110.02	02	9	2852135	10.304.10	01	8
2831354	10.110.02	01	9	2852145	10.400.03	02	3
283779A1	55.512.16	01	19	2852151	10.402.09	01	1
283779A1	55.512.16	03	19	2852151	10.402.09	02	1
283781A1	55.512.16	01	20	2852155	10.402.09	01	1
283781A1	55.512.16	03	20	2852155	10.402.09	02	1
2852011	10.304.02	01	4	2852157	05.100.01	01	92
2852011	10.304.02	02	4	2852157	10.402.09	01	6
2852012	10.304.02	01	7	2852161	10.402.05	01	2
2852012	10.304.02	02	7	2852162	10.402.05	01	3
2852013	10.304.02	01	9	2852162	10.402.05	02	2
2852013	10.304.02	02	9	2852163	10.402.05	02	5
2852016	10.304.02	01	8	2852170	10.414.02	01	3
2852016	10.304.02	02	5	2852170	10.414.02	02	3
2852028	10.101.03	01	2	2852171	10.414.02	01	4
2852029	10.254.08	02	3	2852172	10.414.02	01	5
2852029	10.254.08	03	3	2852195	10.250.06	01	8
2852030	10.254.08	02	6	2852195	10.250.06	02	8
2852030	10.254.08	03	6	2852196	10.250.06	01	15
2852032	10.101.02	01	4	2852196	10.250.06	02	15
2852032	10.101.02	02	4	2852197	10.250.06	01	12
2852033	10.101.02	02	6	2852197	10.250.06	02	12

INDEX - INDICE - INDEX - ZAHLENVERZEICHNIS - INDICE - INDICE - INDHOLD - INHOUD

Number	Figure	Sequence	Ref.	Number	Figure	Sequence	Ref.
2852202	10.001.02	01	13	2854072	10.400.03	02	2
2852203	10.001.02	02	9	2854073	10.102.03	02	6
2852234	10.304.02	02	1	2854073	10.102.03	03	6
2852294	10.246.02	01	3	2854075	10.102.03	02	3
2852294	10.246.02	02	3	2854075	10.102.03	03	3
2852356	10.218.04	01	5	2854340	10.246.02	02	1
2852473	10.402.09	02	7	2854493	10.250.06	01	6
2852509	10.250.05	01	5	2854866	10.102.03	02	12
2852509	10.250.05	02	4	2855103	10.206.01	01	2
2852510	10.250.05	01	4	2855103	10.206.01	02	11
2852510	10.250.05	02	5	2855178	10.102.03	03	9
2852511	10.400.03	01	5	2855183	10.106.07	02	7
2852511	10.400.03	02	7	2855273	10.250.05	01	9
2852519	10.102.03	01	6	2855287	10.102.03	01	8
2852521	10.218.05	03	4	2855289	10.102.03	01	4
2852521	10.218.05	05	4	2855380	10.103.02	01	
2852531	05.100.01	01	88	2855381	10.103.02	01	2
2852531	10.101.03	01	1	2855381	10.103.04	01	3
2852621	10.402.05	01	1	2855743	10.110.02	01	11
2852729	10.001.02	03	2	2855744	10.110.02	02	1
2852741	10.246.01	02	.	2855746	10.110.02	02	4
2852834	10.254.10	01	3	2855753	10.110.02	01	2
2852865	10.102.03	02	2	2855894	10.402.09	01	3
2852865	10.102.03	03	2	2855894	10.402.09	02	3
2852866	10.106.04	01	3	2855903	10.218.05	03	6
2852870	10.110.02	01	1	2856017	10.101.01	02	3
2852885	10.246.02	01	2	2856086	10.304.02	02	6
2852885	10.246.02	02	2	2856170	10.106.07	02	5
2852889	05.100.01	01	50	2856170C	10.106.07	02	5
2853010	10.414.02	01	9	2856170R	10.106.07	02	5
2853076	10.254.08	03	4	2856255	05.100.01	01	6
2853133	10.402.09	01	4	2856255	10.218.03	02	1
2853133	10.402.09	02	4	2856255C	10.218.03	02	1
2853407	10.304.10	01	10	2856255R	10.218.03	02	1
2853410	10.304.10	01	7	2856263	10.254.08	02	4
2853412	10.304.10	01	11	2856350	05.100.01	01	103
2853414	10.304.01	01	1	2856350	10.246.01	02	2
2853671	10.102.03	01	5	2856352	05.100.01	01	8
2853722	10.408.01	01	9	2856352	10.246.01	02	1
2853728	10.304.02	01	5	2856352C	10.246.01	02	1
2853728	10.304.02	02	10	2856352R	10.246.01	02	1
2853781	10.408.01	01	3	2856455	10.402.09	01	2
2853781	10.408.01	02	3	2856455	10.402.09	02	2
2853782	10.408.01	01		2856462	10.254.08	01	1
2853782	10.408.01	02	2	2856462	10.254.08	02	1
2853822	10.103.01	02	1	2856462	10.254.08	03	1
2853822C	10.103.01	02	1	2856541	10.402.09	02	6
2853822R	10.103.01	02	1	2856548	10.102.03	03	13
2853867	10.254.08	01	6	2856804	10.101.01	01	8
2854072	10.400.03	01	2	2856809	10.101.02	01	6

INDEX - INDICE - INDEX - ZAHLENVERZEICHNIS - INDICE - INDICE - INDHOLD - INHOUD

Number	Figure	Sequence	Ref.	Number	Figure	Sequence	Ref.
2856819	10.105.01	03	1	2995789	10.103.01	01	4
2856865	10.106.07	01	5	2995789	10.103.01	02	4
2856872	10.246.02	01	1	300030A1	35.726.35	01	1
2856881	10.250.05	01	2	300381	39.125.02	01	20
2856893	10.402.05	01	8	300383	35.750.04	01	4
2856893C	10.402.05	01		300388	39.125.02	01	7
2856893R	10.402.05	01		300510	35.701.06	01	8
2856948	10.402.05	02	3	300510	35.701.06	03	9
2857008	10.400.03	01	3	300588A1	39.121.02	02	8
2857052	10.250.05	01	3	300659A1	90.120.05	01	2
2857052	10.250.05	02	3	300660	35.740.02	01	34
2857052C	10.250.05	01	3	300661A1	90.120.05	01	3
2857052C	10.250.05	02	3	300664A1	90.120.05	01	7
2857052R	10.250.05	01	3	300665A1	90.120.05	01	9
2857052R	10.250.05	02	3	300667A1	90.120.05	01	10
2859157	10.206.01	02	1	300669A1	90.120.05	02	1
2859159	10.206.01	02	4	300670A1	90.120.05	01	12
2859160	10.206.01	02	5	300672A1	05.100.01	01	96
2859567	10.414.02	01	6	300672A1	90.120.05	01	18
286-56520	90.100.10	01	19	300674A1	90.120.05	01	
29-1010	82.100.04	01	14	300675A1	90.120.05	01	19
29-1012	82.100.02	01	10	300677A1	90.120.05	01	21
29-1012	82.100.02	02	10	300679A1	90.120.05	01	22
29-1012	82.100.03	01	10	300680A1	90.120.05	01	20
29-1012	82.100.04	01	5	300681A1	90.120.05	01	23
291010A1	90.150.02	02	37	300683A1	90.120.05	01	24
291010A1	90.150.03	02	37	300684A1	05.100.01	01	12
291010A1	90.160.01	01	37	300684A1	90.120.05	01	25
292207A1	27.106.01	01	12	300685A1	90.120.05	02	
292208A1	27.106.01	01	13	300688A1	90.120.05	02	5
292210A1	27.110.02	02	3	300689A1	90.120.05	02	10
292212A1	27.110.02	02	4	300690A1	90.120.05	02	
292740A1	10.202.03	01	5	300691A1	90.120.05	02	12
294933A1	25.106.01	01		300692A1	90.120.05	02	14
297281A1	35.701.03	01	3	300896A1	90.120.05	02	20
297281A1	35.740.01	03	9	302358A1	10.212.01	01	12
298176A1	35.724.03	01		302358A1	35.750.01	01	4
298176A1	35.724.06	02	3	303192A1	10.414.01	02	3
298614A1	21.134.01	01	21	303465A2	90.100.09	01	10B
298614A1	21.134.01	02	21	303466A1	90.100.09	01	10C
2995784	10.103.01	01	3	303467A1	90.100.09	01	10D
2995784	10.103.01	02	3	30634	35.701.03	01	12
2995785	10.103.01	01	3	308761	35.701.06	01	17
2995785	10.103.01	02	3	308761	35.701.06	02	19
2995786	10.103.01	01	3	308761	35.701.06	03	13
2995786	10.103.01	02	3	309096A1	35.726.09	01	26
2995787	10.103.01	01	4	309747A1	21.115.01	01	10
2995787	10.103.01	02	4	310519A1	21.140.01	01	7
2995788	10.103.01	01	4	310519A1	21.140.01	02	8
2995788	10.103.01	02	4	310772A1	21.112.01	01	12

INDEX - INDICE - INDEX - ZAHLENVERZEICHNIS - INDICE - INDICE - INDHOLD - INHOUD

Number	Figure	Sequence	Ref.	Number	Figure	Sequence	Ref.
310772A1	21.112.01	02	12	349-108	88.090.01		18
310955A1	21.115.01	01	6	349-109	88.090.01		16
311569A1	25.108.02	02	1	349-110	88.090.01		17
311569A1	25.310.01	01	1	349291A1	21.134.01	01	20
314315A1	84.102.01	01		349291A1	21.134.01	02	20
314316A1	84.102.01	01		349292A1	21.134.01	01	22
321-1708	35.701.02	01	23	349292A1	21.134.01	02	22
321-1708	82.100.04	01	23	349295A1	21.134.01	01	16
321-229	35.750.01	01	19	349295A1	21.134.01	02	16
321-2403	90.108.09	05	8	352208A1	05.100.01	01	123
321204	25.108.01	01	7	352208A1	90.156.03	01	6
321204	25.108.02	01	12	352209A1	90.156.03	01	20
321428A1	21.134.05	01	8	352210A1	05.100.01	01	124
322357	10.254.12	01	19	352210A1	90.156.03	01	29
322529A1	41.200.02	01	23	352401A1	41.204.08	01	7
322860A1	10.220.01	01	4	352568A1	41.204.08	01	6
3233348R1	35.726.09	03	28	352569A1	41.204.08	01	17
3233348R1	90.154.07	01	4	352569A4	41.204.08	01	6
324213A1	25.108.02	02	2	352727A1	41.204.05	01	8
325465A2	35.701.02	01	1	352727A1	41.204.08	01	18
325829	35.701.06	01	18	353-402	55.404.01	01	10
325829	35.701.06	02	20	353-403	90.150.02	02	34
325829	35.701.06	03	15	353-403	90.150.03	02	34
326865A1	21.154.09	01	12	353-403	90.160.01	01	34
326865A1	21.154.09	02	12	353-410	50.104.01	01	24
328186A1	21.109.02	01	17	353-411	35.726.31	01	5
329032A1	55.404.01	01	5	353-411	35.726.34	01	12
329032A1	55.404.01	02	4	353-411	90.100.10	01	28
329553A3	05.100.01	01	28	353-413	90.150.09	01	20
329554A2	84.104.02	01	4	353-422	35.724.03	01	38
335177A1	39.125.01	01	6	353-422	35.724.07	01	5
336199	10.220.01	01	24	353-422	90.118.01	01	12
336371A1	35.726.09	01	4	353-780	35.730.02	01	9
337475	35.726.20	01	10	353-780	35.730.03	01	7
337475	35.726.25	02	4	353-780	35.736.02	01	7
337475	35.726.38	01	13	353-780	35.738.04	01	7
340-12520	90.120.05	02		353068A2	90.100.11	02	11
340997A3	90.116.08	01	2	355198A2	90.100.10	01	6
340998A3	90.116.08	01	1	355827A2	90.100.09	01	1
3416158	35.726.20	01	27	357278A1	55.512.14	02	11
344892A1	39.125.01	01	35	357278A1	55.512.14	03	17
345-158	55.512.16	01	16	357966A1	55.512.14	02	12
345-158	55.512.16	03	16	357966A1	55.512.14	03	16
345-49	35.750.01	01	16	358282A1	21.154.09	01	16
345-616	88.090.01		19	358282A1	21.154.09	02	16
345-621	50.206.03	01		358282A1	21.154.09	03	9
345231A1	90.116.08	01	3	358283A1	21.154.09	01	25
347706A3	05.100.01	01	81	358283A1	21.154.09	02	25
347706A3	55.512.15	02	9	358283A1	21.154.09	03	27
348794A1	41.204.05	01	12	358632A1	21.140.01	01	6

INDEX - INDICE - INDEX - ZAHLENVERZEICHNIS - INDICE - INDICE - INDHOLD - INHOUD

Number	Figure	Sequence	Ref.	Number	Figure	Sequence	Ref.
358632A1	21.140.01	02	6	360243A2	90.100.09	01	11
358633A1	21.140.01	01	5	360244A1	90.100.09	01	4
358633A1	21.140.01	02	5	360245A2	90.100.09	01	8
358635A1	21.140.01	01	4	360250A2	90.100.10	01	7
358635A1	21.140.01	02	4	360251A3	50.206.05	01	4
358636A1	21.154.02	01	2	360252A2	50.206.04	01	5
358636A1	21.154.02	02	2	360253A3	50.206.05	01	6
358636A1	21.154.02	03	2	360254A3	50.206.05	01	8
358637A1	21.140.01	01	14	360255A1	50.206.05	01	12
358637A1	21.140.01	02	13	360256A1	50.206.03	01	14
358638A1	21.140.01	01	20	360257A1	50.206.03	01	7
358638A1	21.140.01	02	21	360260A2	05.100.01	01	9
358639A1	21.154.09	01	26	360260A2	05.100.01	01	4
358639A1	21.154.09	02	26	360260A2	50.206.04	01	1
358639A1	21.154.09	03	26	360261A1	50.206.04	01	3
358640A1	21.140.01	01	9	360262A2	50.104.01	01	1
358640A1	21.140.01	02	10	360263A4	50.206.03	01	1
358641A1	21.140.01	01	15	362556A2	90.116.01	01	2
358641A1	21.140.01	02	14	362557A1	90.116.01	01	1
358642A1	21.140.01	01	18	362558A1	90.116.01	01	3
358642A1	21.140.01	02	17	362607A1	90.100.02	01	4
358643A1	21.140.01	01	17	362609A1	90.100.02	01	3
358643A1	21.140.01	02	16	362804	35.724.03	01	14A
358644A1	21.140.01	01	16	362930A2	55.512.14	02	13
358644A1	21.140.01	02	15	362930A2	55.512.14	03	7
358645A1	21.140.01	01	1	363227A2	90.100.09	01	8A
358645A1	21.140.01	01	26	363485A1	33.110.04	01	3
358645A1	21.140.01	02	1	363832A5	50.206.03	01	
358645A1	21.154.03	02	7	363883A1	90.150.05	01	9
358645A1	21.154.03	03	7	364180A1	05.100.01	01	90
358649A1	21.154.09	01	3	364180A1	88.090.01		20
358649A1	21.154.09	02	3	364180A1	90.150.10	01	1
358649A1	21.154.09	03	2	365357A1	55.301.08	02	4
358650A1	21.154.09	01	3A	365789A1	50.206.05	01	17
358650A1	21.154.09	02	3A	365941A1	05.100.01	01	25
358650A1	21.154.09	03	3	365941A1	84.100.01	06	2
358651A1	21.154.09	01	3A	365941A1	84.102.01	01	3
358651A1	21.154.09	02	3A	365941A1	84.104.02	01	3
358651A1	21.154.09	03	3	365942A1	05.100.01	01	26
358652A1	21.154.09	01	3A	365942A1	84.100.01	06	3
358652A1	21.154.09	02	3A	365942A1	84.102.01	01	2
358652A1	21.154.09	03	3	365942A1	84.104.02	01	2
358654A1	21.154.09	02	33	366230A1	21.154.03	02	12
358654A1	21.154.09	03	28	366230A1	21.154.03	03	12
358655A1	21.154.09	02	35	366231A1	21.154.03	02	17
358655A1	21.154.09	03	6	366231A1	21.154.03	03	17
358656A1	21.154.09	02	34	366232A1	21.154.03	02	14
358656A1	21.154.09	03	29	366232A1	21.154.03	03	14
359504A1	50.206.05	01		366234A1	21.154.03	02	10
360242A2	90.100.09	01	10A	366234A1	21.154.03	03	10

INDEX - INDICE - INDEX - ZAHLENVERZEICHNIS - INDICE - INDICE - INDHOLD - INHOUD

Number	Figure	Sequence	Ref.	Number	Figure	Sequence	Ref.
366235A1	21.154.03	02	11	378227A1	90.150.02	02	4
366235A1	21.154.03	03	11	378227A1	90.150.03	02	4
366236A1	21.154.03	02	13	378227A1	90.160.01	01	4
366236A1	21.154.03	03	13	378742A3	90.100.11	02	26
366398A1	21.154.09	03	19	378742A3	90.150.09	01	13
366632A1	90.100.11	02	19	378955A1	10.220.01	01	8A
366633A3	90.100.11	02	4	378957A3	10.220.02	01	15
366889A2	55.512.14	01	14	378958A1	10.220.01	01	13
366889A2	55.512.16	01	17	379160A1	90.150.05	01	4
366889A2	55.512.16	03	17	379161A1	90.150.05	01	5
366910A1	21.134.05	01	9	379209A1	90.150.05	01	6
367712A3	55.404.01	01	15	379314A1	21.115.01	01	11
367848A2	90.108.01	02	13	379846A1	41.204.05	01	9
368224A1	05.100.01	01	21	379846A1	41.204.08	01	14
368417A1	90.116.01	01	10	38-11016	90.120.04	02	10
368801A2	50.104.01	01	10	380483A2	10.220.01	01	12
368805A1	50.206.05	01	5	380537A2	21.115.01	01	16
368807A1	50.206.05	01	11	380719A2	05.100.01	01	17
368813A2	90.150.05	01	3	380719A2	90.150.02	02	16
368818A1	50.206.05	01	26	380719A2	90.150.03	02	16
368990A1	50.206.04	01	6	380719A2	90.150.05	01	
369249A1	50.206.05	01	7	380719A2	90.160.01	01	16
369372A1	35.726.32	02	2	381111A2	50.206.05	01	22
369450A1	90.150.05	01	14	381113A2	50.206.05	01	21
370364A1	84.104.02	01	4	381659A1	90.150.02	02	9
370381A1	50.206.03	01	13	381659A1	90.150.03	02	9
370747A1	05.100.01	01	15	381659A1	90.160.01	01	9
370747A1	84.100.01	06		381972A1	90.150.05	01	13
371-7060	44.511.01	01	5	382202A2	35.750.02	01	4
371144A1	27.100.11	01	8	382298A1	55.514.01	01	18
371145A1	27.100.11	01	11	382298A1	90.150.09	01	18
373689A2	90.100.09	01	10	382664A2	90.150.02	02	35
373693A1	90.100.09	01	10E	382664A2	90.150.03	02	35
373995A1	50.206.05	01	4A	382664A2	90.160.01	01	35
374892	35.726.23	01	15	382677A1	88.090.01		7
374892	35.726.24	01	15	382770A2	50.206.04	01	2
375112A1	90.100.11	02	6	382770A2	90.150.02	02	33
375392A1	50.206.05	01	25	382770A2	90.150.03	02	33
376286A2	82.100.04	01		382770A2	90.160.01	01	33
377194A1	90.150.05	01	8	383794A2	50.206.05	01	19
377220A2	50.206.05	01	1	383795A2	50.206.05	01	20
377220A2C	50.206.05	01		384769A1	21.154.09	01	13
377220A2R	50.206.05	01		384769A1	21.154.09	02	13
377222A1	50.104.01	01	4	384773A1	21.154.09	01	8
377230A3	50.206.05	01	24	384773A1	21.154.09	02	8
377232A2	50.104.01	01	18	385506A1	55.404.01	01	17
377233A2	50.104.01	01	29	385614A4	90.150.11	01	7
377241A2	50.206.05	01	1	386368A2	90.150.11	01	2
377594A5	05.100.01	01	13	386369A2	90.150.11	01	5
377594A5	90.150.05	01	12	386502A1	90.150.11	01	7A

INDEX - INDICE - INDEX - ZAHLENVERZEICHNIS - INDICE - INDICE - INDHOLD - INHOUD

Number	Figure	Sequence	Ref.	Number	Figure	Sequence	Ref.
386535A1	50.206.03	01	2	392353A1	55.520.02	01	4
386720A1	55.518.05	01	18	392828A2	90.100.04	01	17
386785A1	55.518.07	01	4	393209A1	90.154.02	01	30
386785A1	88.090.01		28	393231A1	21.300.01	01	14
386787A1	55.518.07	01	5	393231A1	25.300.02	01	14
386787A1	88.090.01		29	394708A1	90.154.02	01	16
386849A1	55.512.14	01	15	394800A1	05.100.01	01	3
386850A1	55.512.14	01	16	394800A1	90.154.07	01	3
387897R91	44.511.08	01	3	394864A1	90.156.04	01	22
387897R91	44.511.08	01	6	395026A1	55.518.02	01	5
388053A2	05.100.01	01	57	395189A2	10.220.02	01	1
388116A2	41.204.08	01	8	395348A1	90.156.03	01	19
388712A2	35.726.32	02	6	395348A1	90.156.03	01	28
388762A1	50.104.01	01	7	395387A1	90.150.04	01	4
388848A1	35.701.02	01	14	395387A1	90.154.02	01	38
388848A1	82.100.04	01	24	395388A1	90.150.04	01	10
388881A1	35.726.32	02	12	395389A1	55.518.02	01	4
389402A1	50.104.01	01	8	395470A1	50.206.05	01	20
389487A1	55.512.15	02	10	395793A1	90.156.01	01	5
389487A1	55.512.15	03	10	395793A1	90.156.02	01	7
389729A1	90.108.09	03	6	395793A1	90.156.05	01	8
390-100	90.154.02	01	31	395795A1	88.090.01		33
390029A1	25.300.01	01	2	395796A1	88.090.01		34
390030A1	41.216.06	01	2	395910A2	90.108.09	05	18
390255A2	90.100.10	01	1	395910A2	90.108.09	06	18
390551A2	90.150.01	01	1	396-41028	35.724.03	01	16
390551A2	90.150.10	01	20	396-41028	35.724.03	01	30
390690A1	35.726.19	07	3	396-41028	35.724.06	01	3
390758A1	35.726.31	01	6	396-41028	35.724.07	02	3
390759A1	35.726.34	01	4	396023A2	55.404.01	01	19
390760A1	35.726.19	05	1	396092A1	84.120.01	01	15
390760A1	35.726.19	06	3	396422A2	35.726.32	02	9
390838A1	90.154.02	01	15	396516A1	88.090.01		32
391091A1	55.301.08	02	3	396605A1	90.100.04	01	6
391818A2	90.100.10	01	2	396841A1	90.156.04	01	24
391827A1	88.090.01		6	397025A2	90.100.11	01	2
391827A1	90.154.02	01	28	397026A3	90.150.02	02	14
391827A1	90.154.02	01	48	397026A3	90.160.01	01	14
391827A1	90.156.01	01	4	397137A1	90.120.00	01	1
391827A1	90.156.02	01	2	397137A1	90.120.05	01	
391827A1	90.156.04	01	27	397137A1	90.120.05	02	
391827A1	90.156.05	01	10	397443A2	55.100.40	01	9
391838A1	90.154.02	01	24	397443A2	55.512.17	01	8
391845A1	90.154.02	01	12	397493A2	55.100.40	01	10
391845A1	90.156.04	01	12	397493A2	55.512.17	01	9
391847A1	90.154.02	01	34	397569A1	55.512.16	01	15
391848A1	90.154.02	01	25	397569A1	55.512.16	03	15
391850A1	90.154.02	01	16	397570A1	55.512.16	01	14
392353A1	55.512.14	02	18	397570A1	55.512.16	03	14
392353A1	55.512.14	03	8	397774A3	90.150.03	02	14

INDEX - INDICE - INDEX - ZAHLENVERZEICHNIS - INDICE - INDICE - INDHOLD - INHOUD

Number	Figure	Sequence	Ref.	Number	Figure	Sequence	Ref.
397870A3	35.726.36	03	10	401067A1	25.108.02	02	5
397876A1	55.512.14	02	22	401949A1	50.206.03	01	29
397876A1	55.512.14	03	13	401949A1	90.150.02	02	3
397911A1	35.726.36	03	7	401949A1	90.150.03	02	3
398570A1	90.108.09	06	6	401949A1	90.160.01	01	3
398572A1	90.108.09	06	9	402836A1	90.156.03	01	15
398576A1	90.108.09	03	1	402843A1	90.156.03	01	7
398578A1	90.108.09	06	2	402844A1	90.156.03	01	13
398580A1	90.108.09	06	3	402845A1	90.156.03	01	14
398582A1	90.108.09	06	5	403193A1	50.206.05	01	29
398598A1	90.108.09	03	13	403225A1	50.206.05	01	28
398600A1	90.108.09	06	1	403271A1	50.206.04	01	9
398658A1	82.100.04	01	29	403955A1	27.120.02	01	14
398658A1	90.108.09	02	5	404227A1	90.156.03	01	5
398658A1	90.108.09	03	5	404228A1	90.156.03	01	4
398662A1	90.108.09	03	7	404229A1	90.156.03	01	3
398665A1	90.108.09	06	8	404617A1	55.404.01	01	18
398667A1	90.108.09	06	7	404617A1	55.518.07	01	
398669A1	90.108.09	06	11	406287A1	50.104.01	01	19
398670A1	90.108.09	06	13	406287A1	50.206.03	01	5
398672A1	90.108.09	03	10	406624A1	39.121.06	01	6
398674A1	90.108.09	06	4	406723A1	90.108.01	02	15
398677A1	90.108.09	06	10	407660A1	90.100.11	02	16
398738A1	50.206.04	01	4	407962A1	10.254.12	01	4
398986A1	50.206.05	01	27	407962A1	10.406.04	01	11
400016A1	88.035.01		22	408965A1	55.518.05	01	20
400069A1	35.726.36	03	5	409025A1	35.726.32	02	11
400280A1	50.104.01	01	11	409618A1	88.090.01		21
400282A1	50.104.01	01	2	409618A1	90.150.10	01	2
400296A2	35.726.32	02	3	409723A1	90.150.05	01	18
400379A1	50.104.01	01	5	410561A1	21.115.01	01	4
400379A1	50.206.03	01	13A	411074A1	90.118.01	01	8
400494A1	90.156.03	01	2	411549A1	90.150.09	01	19
400588A2	21.115.01	01	3	411661A1	82.100.02	01	8
400657A1	35.726.32	02	4	411661A1	82.100.03	01	8
400837A1	90.120.05	01	4	411668A1	35.701.02	02	1
400838A1	90.120.05	01	5	411668A1	82.100.04	01	
400981A1	90.120.05	01	1	411892A1	39.100.02	01	13
401052A1	25.108.02	01		411892A1	90.150.02	01	4
401054A1	25.108.02	01	3	411892A1	90.150.08	01	4
401055A1	25.108.02	01	7	411908A1	90.156.03	01	27
401055A1	41.216.05	01	1	411909A1	90.156.03	01	24
401059A1	25.108.02	01	13	411910A1	90.156.03	01	8
401060A1	25.108.02	01	14	411911A1	90.156.03	01	12
401061A1	41.216.05	01	4	411912A1	90.156.03	01	18
401062A1	41.216.05	01	3	411914A1	90.156.03	01	16
401063A1	41.216.05	01	5	412141	35.726.37	02	5
401064A1	41.216.05	01	6	412141	35.737.01	01	19
401065A1	25.108.02	02	3	412141	35.738.02	01	19
401066A1	25.108.02	02	4	412141	35.740.01	01	11

INDEX - INDICE - INDEX - ZAHLENVERZEICHNIS - INDICE - INDICE - INDHOLD - INHOUD

Number	Figure	Sequence	Ref.	Number	Figure	Sequence	Ref.
412141	35.740.02	01	27	425-156	35.726.19	07	2
412180	82.100.02	02	6	425-156	35.726.22	01	14
412250	35.738.02	01	16	425-156	35.726.30	01	32
412250	35.740.02	01	23	425-156	35.726.36	01	30
412250	55.100.40	01	15	425-157	55.514.01	01	17
412250	55.512.17	01	17	426334A1	90.100.11	02	15
412250	88.090.01		41	427-3058	10.220.01	01	17
412285A1	90.150.02	02	18	427-3058	10.220.02	01	13
412285A1	90.150.03	02	18	427-5094	84.120.01	01	20
412285A1	90.160.01	01	18	427-6088	35.726.19	02	22
413-1228	35.732.01	05	8	427-6088	35.726.19	07	22
413-528	35.726.09	03	15	427-6088	35.726.30	01	29
413-624	35.724.03	01	18	427-6088	35.726.36	01	27
413-624	35.724.07	01	6	427-6106	33.202.06	01	4
413-648	88.035.01		16	427107A1	25.102.01	01	1
414-724	90.120.06	01	15	429230A1	25.100.08	01	1
414033A1	90.100.09	01	18	429231A1	25.108.02	01	1
414034A1	90.100.09	01	17	429232A1	25.108.02	01	2
414071A1	90.100.10	01	27	430471A1	90.100.11	02	5
414092A1	90.100.11	02	12	43118	55.514.01	01	15
414174A1	55.512.14	02	4	43127	10.214.01	02	8
414174A1	55.512.14	03	14	43127	35.701.06	01	16
414572A1	90.100.09	01	16	43127	35.701.06	02	18
414600A1	90.150.05	01	16	43127	35.724.07	01	12
414939A1	90.150.02	02	19	43127	35.726.08	01	29
414939A1	90.150.03	02	19	43127	55.408.02	01	4
414939A1	90.160.01	01	19	43127	55.408.09	01	3
416569A1	55.100.02	02	10	43127	55.512.13	01	2
416569A1	55.100.02	03	10	43127	55.512.15	01	2
416569A1	55.512.15	03	14	43127	84.120.01	01	14
418070A1	39.121.06	01	7	43128	35.701.06	01	10
425-1012	35.732.01	05	9	43128	35.701.06	02	12
425-105	55.301.07	01	11	43128	35.701.06	03	10
425-105	55.301.08	01	10	43129	35.701.06	01	15
425-105	55.301.08	02	10	43129	35.701.06	02	17
425-106	35.724.03	01	19	43129	35.701.06	03	8
425-106	35.724.07	01	3	43138	33.202.12	01	1
425-106	55.301.07	01	13	43140	35.740.01	01	18
425-106	55.301.08	01	12	43144	35.740.01	01	9
425-106	55.512.14	02	15	431583A1	88.090.01		10
425-106	55.512.14	03	2	431583A1	90.150.12	01	2
425-106	55.512.14	03	20	431584A1	88.090.01		11
425-115	35.724.07	01	7	431584A1	90.150.12	01	1
425-115	35.726.09	03	12	43168	39.125.02	01	16
425-116	35.724.03	01	21	432-48	10.220.01	01	18
425-116	35.724.07	01	8	432-48	10.220.02	01	14
425-118	35.726.22	01	15	432-48	10.220.02	01	8
425-118	35.726.30	01	36	432-612	33.202.06	01	5
425-118	35.726.36	01	33	432-612	35.724.03	01	26
425-156	35.726.19	02	24	432-612	35.724.07	01	9

INDEX - INDICE - INDEX - ZAHLENVERZEICHNIS - INDICE - INDICE - INDHOLD - INHOUD

Number	Figure	Sequence	Ref.	Number	Figure	Sequence	Ref.
432-612	35.726.19	02	23	47132002	05.100.01	01	107
432-612	35.726.19	02	6	47132002	10.254.12	01	8
432-612	35.726.19	04	4	47132449	05.100.01	01	49
432-612	35.726.19	05	9	47384148	90.150.02	01	2
432-612	35.726.19	06	9	47386256	55.520.01	01	2
432-612	35.726.19	07	23	47386256	55.520.02	01	2
432-612	35.726.19	07	6	47387506	90.118.01	01	3
432-612	35.726.22	01	13	47400283	35.750.02	01	1
432-612	35.726.30	01	30	47417233	55.520.02	01	6
432-612	35.726.30	02	3	47432044	39.102.01	01	19
432-612	35.726.34	01	8	47442464	35.701.17	01	3
432-612	35.726.36	01	28	47442982	21.112.04	01	11
432-612	35.726.36	02	3	47442982	21.112.04	02	11
432-612	39.125.01	01	32	47458137	35.730.02	01	1
432-612	84.120.01	01	21	47458137	35.737.01	01	2
432-828	35.724.03	01	13	47458137	39.105.01	01	2
432-828	35.724.06	01	12	47462141	39.125.01	01	1
432-828	35.724.07	02	12	47473494	35.701.17	02	1
432-828	35.726.09	03	18	47478057	55.520.01	01	3
432431A1	90.154.02	01	10	47478057	55.520.02	01	3
432431A1	90.154.07	01	1	47480868	55.100.02	02	1
43362	35.726.20	01	15	47480869	55.100.02	02	1
43362	35.726.25	02	5	47480870	55.100.02	02	1
43362	35.726.38	01	12	47480871	55.100.02	02	1
43473	90.116.01	01	9	47488855	55.100.02	01	1
434746A1	27.100.09	01	5	47488859	55.100.02	01	1
434891A1	39.121.06	01	5	47488860	55.100.02	01	1
440-10616	39.125.01	01	18	47488861	55.100.02	01	1
440-1066	90.100.11	02	7	47499504	90.154.02	01	9
440-1088	90.150.05	01	23	47499504	90.156.04	01	21
440-11012	10.406.06	01	6	47499504	90.158.01	01	14
440-11014	90.100.04	01	13	47499504	90.158.02	01	16
440-11036	55.514.01	01	14	47499507	90.156.04	01	29
440038A1	10.254.12	01	9	47499507	90.158.01	01	22
442773A1	90.154.02	01	20	47499507	90.158.02	01	22
442773A1	90.156.04	01	11	47501847	90.150.08	01	3
445720A1	27.106.02	01	10	47522722	90.150.02	01	3
446454A1	35.732.01	05	12	47536042	35.701.06	03	1
446454A1	39.102.01	01	4	47536044	35.701.06	03	6
448284A1	35.701.17	01	1	47546968	35.701.06	03	2
448428A1	50.104.01	01	12	47557261	39.105.02	01	1
448429A1	50.104.01	01	13	47575664	55.512.14	01	14
448607A1	88.090.01		3	47575664	55.512.16	01	17
448608A1	88.090.01		4	47575664	55.512.16	03	17
448609A1	88.090.01		5	47575687	41.204.08	01	6
448676A1	39.121.06	01	4	47582868	35.106.01	01	14
449679A1	10.246.01	01	4	47584086	90.108.09	03	14
449842A1	90.108.01	02	8	47584090	90.108.09	02	14
451384A1	39.121.02	02	3	47602061	90.150.02	02	16
452140A1	27.120.02	01	8	47602061	90.150.03	02	16

INDEX - INDICE - INDEX - ZAHLENVERZEICHNIS - INDICE - INDICE - INDHOLD - INHOUD

Number	Figure	Sequence	Ref.	Number	Figure	Sequence	Ref.
47602061	90.150.05	01		47802379	82.100.05	01	1
47602061	90.160.01	01	16	47817742	90.120.01	02	12
47602865	90.150.02	02	6	47817742	90.120.02	01	31
47602865	90.150.03	02	6	47817742	90.120.03	01	78
47602865	90.150.05	01	19	47820577	90.120.02	01	16
47602865	90.150.10	01	3	47820591	90.120.02	01	32
47602865	90.160.01	01	6	47820600	90.120.02	01	27
47604542	25.100.03	01	6	47820605	90.120.01	02	9
47605302	90.100.09	01	10	47820605	90.120.03	01	27
47645896	55.512.16	03	27	47820607	90.120.01	02	10
47672626	35.726.02	01	4	47820607	90.120.03	01	67
47672626	35.726.03	02	4	47820609	90.120.01	01	13
47672626	35.726.16	02	1	47820609	90.120.03	01	16
47672632	35.726.04	02	4	47820611	90.120.01	02	11
47672632	35.726.06	01	4	47820611	90.120.03	01	79
47672642	35.726.07	01	4	47837450	82.100.04	01	
47672642	35.726.18	02	1	47865950	82.100.05	01	4
47675847	21.133.02	03	20	47903589	44.511.01	01	1
47681952	10.212.01	01	7	47907470	35.701.08	02	1
47682620	05.100.01	01	34	47907477	35.359.01	01	1
47682620	55.404.01	02	6	47915691	90.150.05	01	10
47682620	55.514.01	01	5	47920479	90.108.01	01	5
47682629	55.404.01	02	5	47930875	90.108.01	01	6
47682629	55.514.01	01	6	47939809	10.212.01	01	18
47700245	10.254.11	01	7	47939811	10.212.01	01	19
47713922	05.100.01	01	37	47939821	50.206.04	01	3
47713922	35.750.01	01	12	47943365	55.512.16	03	27
47714169	55.512.15	03	11	47945898	90.120.00	01	1
47714170	55.512.15	01	1	47945899	35.726.19	02	3
47714170	55.512.15	03		47945922	35.726.19	05	1
47714488	55.520.01	01	5	47945922	35.726.19	06	3
47743695	41.216.06	02	7	47945931	35.726.19	03	1
47743700	41.216.06	02	8	47945943	35.726.31	01	6
47743704	41.216.06	02	9	47945956	35.750.02	01	1
47743712	41.216.06	02	10	47945983	50.206.05	01	27
47765047	35.726.07	01	3	47945987	90.100.10	01	26
47765051	35.726.04	02	9	47946001	90.120.00	01	1
47765051	35.726.06	01	9	47946531	35.726.19	05	1
47765052	35.726.02	01	3	47946531	35.726.19	07	3
47765053	35.726.10		1	47946578	35.726.34	01	4
47766621	55.512.14	01	13	47948165	90.100.04	01	21
47766621	55.512.16	01	18	47948333	39.125.02	01	12
47766621	55.512.16	03	18	47948341	39.125.02	01	21
47767315	50.200.08	01	8	47948342	39.125.02	01	2
47774628	90.150.02	02	16	47954910	90.100.10	01	6
47774628	90.150.03	02	16	47954913	90.100.09	01	4
47774628	90.150.05	01		47954916	90.100.09	01	8
47774628	90.160.01	01	16	47954919	90.100.10	01	7
47798660	90.150.11	01	15	47954921	90.100.11	02	19
47799463	90.150.11	01	14	47954923	90.100.11	02	4

INDEX - INDICE - INDEX - ZAHLENVERZEICHNIS - INDICE - INDICE - INDHOLD - INHOUD

Number	Figure	Sequence	Ref.	Number	Figure	Sequence	Ref.
47954926	90.150.11	01	7	48002470	90.108.01	01	1
47954930	90.150.03	02	29	48007123	35.750.01	01	1
47954930	90.160.01	01	29	48017563	82.100.05	01	5
47954932	90.150.05	01	2	48018829	39.125.02	01	22
47954934	90.100.10	01	5	48032820	90.108.09	02	2
47954940	90.100.09	01	1	48038828	35.701.08	02	16
47954940	90.150.10	01	6	48051611	90.108.09	02	2
47955623	90.160.01	01	2	48057676	55.512.16	01	32
47955624	90.150.03	02	2	484-6316	21.115.01	01	1
47955625	90.150.05	01		4864083	10.218.04	01	4
47955625	90.160.01	01	5	4890343	10.414.01	02	2
47955627	90.150.03	02	5	4890343	10.414.02	02	4
47955642	90.160.01	01	1	4890732	10.414.02	01	8
47955643	90.150.03	02	1	4890832	10.102.04	01	4
47955814	90.150.03	02	10	4890833	10.102.03	02	8
47958780	37.140.01	01	5	4890964	10.210.01	01	4
47958787	90.120.00	01	1	4890964	10.210.01	02	4
47958787	90.120.02	01		4891209	10.102.04	01	5
47958788	90.120.00	01	1	4891209	10.110.02	02	7
47958788	90.120.03	01		4891353	10.001.02	01	6
47958789	90.120.00	01	1	4891353	10.001.02	02	6
47958789	90.120.01	01		4892426	10.414.02	01	7
47959100	39.125.02	01	13	4892708	10.105.01	03	2
47959424	39.121.05	01	4	4892708	10.105.01	05	2
47959426	39.121.05	01	3	4892712	10.105.01	01	2
47959427	39.121.05	01	5	4892712	10.105.01	02	2
47959453	37.140.01	01	1	4892712	10.105.01	04	2
47959521	10.212.01	01	15	4892713	10.105.01	01	3
47959531	35.750.01	01	7	4892713	10.105.01	02	3
47959570	35.732.01	05	19	4892713	10.105.01	04	3
47959570	39.102.01	01	13	4892859	10.101.01	02	1
47959581	82.100.05	01	2	4892860	10.106.04	01	4
47959670	39.102.01	01	6	4892861	10.101.01	01	1
47959725	35.750.02	01	4	4892861	10.101.01	02	1
47965524	90.100.04	01	20	4892867	10.103.02	01	3
47968110	25.100.01	01	1	4892867	10.103.04	01	2
47968110	25.100.03	01	1	4892915	10.102.03	02	2
47968868	55.512.16	02	1	4892915	10.102.03	03	2
47968869	55.512.16	02	1	4893036	10.102.03	02	12
47970319	55.100.03	01	1	4893036	10.102.03	03	12
47971554	44.511.08	01	2	4893386	10.103.01	02	2
47973716	90.108.09	02	17	4893391	10.408.01	01	8
47973731	44.511.01	01		4893391	10.408.01	02	8
47973732	44.511.01	01		4893518	10.218.04	03	2
47973733	44.511.01	01		4894095	10.218.05	02	4
47973743	44.512.01	01		4894139	10.304.02	01	6
47973746	44.512.01	01		4894218	10.001.02	01	14
47973751	44.512.01	01		4894218	10.001.02	02	8
47973753	44.512.01	01		4894641	10.103.03	01	3
47985130	90.150.05	01	9	4894721	10.210.01	01	5

INDEX - INDICE - INDEX - ZAHLENVERZEICHNIS - INDICE - INDICE - INDHOLD - INHOUD

Number	Figure	Sequence	Ref.	Number	Figure	Sequence	Ref.
4894721	10.210.01	02	5	4895297	10.218.03	01	2
4894721	10.218.04	01	7	4895297	10.218.03	02	2
4895038	10.001.02	01	4	4895305	10.218.05	01	5
4895038	10.001.02	02	4	4895305	10.218.05	03	2
4895039	10.001.02	01	3	4895305	10.218.05	05	2
4895039	10.001.02	02	3	4895323	10.106.07	01	1
4895040	10.001.02	01	7	4895323	10.106.07	02	1
4895040	10.001.02	02	7	4895323	10.110.02	02	8
4895045	10.408.01	01	5	4895347	10.101.01	01	7
4895045	10.408.01	02	5	4895347	10.101.01	02	7
4895049	10.001.02	01	11	4895355	10.102.03	01	7
4895049	10.001.02	02	11	4895361	10.106.04	01	2
4895078	10.101.01	01	3	4895363	10.106.04	01	5
4895078	10.101.01	02	2	4895364	10.106.04	01	6
4895078	10.402.09	02	5	4895365	10.106.04	01	8
4895085	10.101.01	01	2	4895378	10.102.03	02	4
4895085	10.101.01	02	16	4895378	10.102.03	03	4
4895107	10.250.06	01	2	4895379	10.102.03	02	5
4895107	10.250.06	02	2	4895379	10.102.03	03	5
4895133	10.250.05	02	2	4895392	10.001.02	01	9
4895155	10.102.03	02	10	4895392	10.001.02	02	13
4895155	10.102.03	03	10	4895392	10.400.03	01	
4895164	10.250.06	01	1	4895393	10.001.02	01	10
4895164	10.250.06	02	1	4895393	10.001.02	02	12
4895166	10.206.01	01	5	4895393	10.400.03	01	7
4895166	10.206.01	02	9	4895394	10.400.03	01	6
4895179	10.101.01	01	12	4895406	10.304.10	01	3
4895179	10.101.01	02	12	4895489	10.304.02	01	2
4895183	10.101.01	01	4	4895489	10.304.02	02	2
4895183	10.101.01	02	4	4895538	10.304.02	01	10
4895184	10.101.01	01	9	4895538	10.304.02	02	8
4895184	10.101.01	02	9	4895586	10.110.02	01	6
4895187	10.101.01	02	6	4895605	10.001.02	01	16
4895188	10.101.01	02	5	4895610	10.304.10	01	5
4895195	10.106.04	01	1	4895623	10.400.03	01	8
4895196	10.106.04	01	7	4895623	10.400.03	02	6
4895198	10.106.04	01	9	4895625	10.400.03	01	9
4895199	10.106.04	01	10	4895625	10.400.03	02	5
4895200	10.106.04	01	11	4895641	10.254.08	02	8
4895204	10.106.04	01	12	4895919	10.001.02	01	8
4895214	10.101.02	01	3	4895921	10.001.02	01	8
4895214	10.101.02	02	3	4896404	10.408.01	01	4
4895215	10.101.01	02	8	4896404	10.408.01	02	4
4895228	10.001.02	01	5	4896406	10.408.01	02	9
4895228	10.001.02	02	5	4896409	10.408.01	01	11
4895291	10.414.02	02	2	4896409	10.408.01	02	11
4895292	10.402.05	01	6	4896770	10.218.04	03	3
4895294	10.254.08	01	3	4896773	10.103.02	01	1
4895294	10.254.08	02	7	4896773	10.103.04	01	1
4895294	10.254.08	03	7	4896884	10.218.05	01	2

INDEX - INDICE - INDEX - ZAHLENVERZEICHNIS - INDICE - INDICE - INDHOLD - INHOUD

Number	Figure	Sequence	Ref.	Number	Figure	Sequence	Ref.
4896884	10.218.05	04	2	4899068	10.102.03	03	11
4896947	10.110.02	01	5	4899068	10.106.07	01	3
4897024	10.102.04	01	1	4899068	10.106.07	02	3
4897048	10.110.02	01	4	4899068	10.206.01	01	3
4897178	10.101.01	01	14	4899068	10.206.01	02	10
4897178	10.101.01	02	13	4899072	10.001.02	01	19
4897179	10.101.01	01	13	4899072	10.101.01	01	11
4897179	10.101.01	02	14	4899072	10.101.01	02	11
4897330	10.304.10	01	4	4899073	10.102.03	01	3
4897457	10.106.07	01	4	4899074	10.102.03	02	2
4897457	10.106.07	02	4	4899074	10.102.03	03	2
4897480	10.304.01	01	1	4899076	10.102.03	02	2
4897480C	10.304.01	01		4899076	10.102.03	03	2
4897480R	10.304.01	01		4899078	10.102.04	01	2
4897898	10.206.02	01	1	4899079	10.402.02	01	3
4897934	10.110.02	01	10	4899079	10.402.05	01	5
4898301	10.304.02	01	3	4899079	10.402.05	02	1
4898301	10.304.02	02	3	4899080	10.106.07	01	6
4898482	10.250.05	01	6	4899080	10.106.07	02	6
4898482	10.250.05	02	6	4899090	10.304.01	01	2
4899003	10.246.02	01	4	4899091	10.102.03	01	2
4899003	10.246.02	02	4	4899091	10.304.02	01	2
4899009	10.001.02	01	18	4899091	10.304.02	02	2
4899009	10.101.01	01	10	4899092	10.101.03	01	3
4899009	10.101.01	02	10	4899093	10.102.03	01	3
4899019	10.408.01	01	1	4899106	10.250.06	01	7
4899019	10.408.01	02	1	4899106	10.250.06	02	7
4899020	10.102.03	02	7	4899107	10.250.06	01	3
4899020	10.102.03	03	7	4899107	10.250.06	02	3
4899020	10.304.02	01	1	4899108	10.250.06	01	4
4899026	10.001.02	01	2	4899108	10.250.06	02	4
4899026	10.001.02	02	2	4899109	10.102.03	02	2
4899026	10.102.03	01	1	4899109	10.102.03	03	2
4899026	10.102.03	02	1	4899109	10.110.02	01	10
4899026	10.102.03	03	1	4899109	10.400.03	01	1
4899027	10.110.02	02	2	4899109	10.400.03	02	1
4899031	10.210.01	01	3	4899109	10.402.05	02	4
4899031	10.210.01	02	3	4899110	10.101.03	01	3
4899032	10.001.02	03	1	4899115	10.001.02	01	17
4899032	10.414.02	01	2	4899115	10.102.03	01	4
4899039	10.254.08	01	2	4899118	10.250.05	01	1
4899039	10.254.08	02	2	4899118	10.250.05	02	1
4899039	10.254.08	03	2	4899119	10.250.05	01	8
4899046	10.103.01	01	5	4899119	10.254.10	01	4
4899046	10.103.01	02	5	4899143	10.102.03	02	2
4899053	10.414.02	01	1	4899143	10.102.03	03	2
4899053	10.414.02	02	1	4899467	10.250.06	01	5
4899058	10.250.06	02	9	4899467	10.250.06	02	5
4899063	10.102.04	01	3	4899519	10.250.06	01	6
4899068	10.102.03	02	11	4899519	10.250.06	02	6

INDEX - INDICE - INDEX - ZAHLENVERZEICHNIS - INDICE - INDICE - INDHOLD - INHOUD

Number	Figure	Sequence	Ref.	Number	Figure	Sequence	Ref.
4899643	10.408.01	01	2	514-847	10.220.02	01	3
4899849	10.206.01	01	4	515-2179	39.125.01	01	14
4899849	10.206.01	02	7	515-22127	10.406.01	01	14
4899921	10.254.08	01	5	515-22127	35.726.08	01	28
4899921	10.254.08	02	5	515-22190	10.254.12	01	2
4899921	10.254.08	03	5	515-22254	10.220.01	01	25
490-11012	55.512.14	02	17	515-22254	10.406.01	01	13
490-11012	55.512.14	03	18	515-2295	35.726.08	01	23
493-11026	55.408.01	01	2	515-23127	55.100.20	01	1
493-11039	55.100.20	01	4	515-23143	10.406.01	01	20
493-21033	55.100.20	01	7	515-23159	41.200.02	01	3
493-41020	21.115.01	01	8	515-23444	55.100.02	01	2
495-11028	35.724.03	01	8	515-23444	55.512.16	02	2
495-11028	35.724.06	01	15	515-23444	55.512.17	02	2
495-11028	35.724.07	02	14	515-2379	33.202.04	01	1
495-11041	88.035.01		8	515-25190	10.254.12	01	29
495-21031	55.408.01	01	3	515-25190	21.109.02	01	23
495-21038	90.116.01	01	7	515-25254	10.202.01	02	7
495-31022	10.220.02	01	7	515-25254	35.106.01	01	4
495-31022	55.404.01	01	4	515-25254	35.701.02	01	17
495-31022	55.404.01	02	3	515-25286	33.202.11	01	12
495-81001	10.202.01	01	12	5194153	05.100.01	01	89
495-81001	10.202.01	02	16	5194169	25.102.01	01	17
495-81169	90.120.06	01	18	5194283	05.100.01	01	85
495-81184	35.724.03	01	9	529068	05.100.01	01	56
495-81226	90.120.10	01	4	529068	55.514.01	01	24
495-81227	35.730.04	01	27	569-4	90.154.02	01	14
495-81227	39.121.03	01	15	5801462766	10.250.06	01	10
495-81227	39.121.03	01	8	5801491664	10.218.05	02	1
495-81227	39.121.04	01	15	5801491677	10.218.05	02	2
495-81227	39.121.04	01	8	604-12030	90.120.04	01	9
495-81227	39.121.05	01	11	604-12030	90.120.05	01	
495-81267	90.150.09	01	11	604-12030	90.120.06	01	11
495-81282	39.121.05	01	19	604-20040	39.105.01	01	17
495-81282	39.125.01	01	7	607-8020	39.121.06	01	12
496-11041	35.724.03	01	20	614-10020	10.202.01	02	8
496-21041	21.112.04	01	13	614-10020	10.212.01	01	10
496-21041	21.112.04	02	13	614-10020	10.406.04	01	19
496-41041	90.116.08	01	4	614-10020	21.112.04	01	23
496-81000	25.310.01	01	24	614-10020	21.112.04	02	7
496-81000	44.511.08	01	9	614-10020	35.106.01	01	5
496-81010	90.120.06	01	19	614-10020	35.724.07	01	10
496-81018	10.220.02	01	5	614-10020	41.204.05	01	13
496-81018	35.726.09	01	16	614-10020	41.204.08	01	9
504241168	10.103.01	01	2	614-10020	90.100.02	01	16
504266554	10.218.04	01	6	614-10025	10.212.01	01	16
504385511	10.210.01	02	1	614-10025	33.202.06	01	15
51200906	90.120.04	02		614-10025	35.724.08	01	3
5135738	10.250.06	01	9	614-10025	35.726.08	01	26
514-832	35.106.01	01	3	614-10025	35.726.19	02	20

INDEX - INDICE - INDEX - ZAHLENVERZEICHNIS - INDICE - INDICE - INDHOLD - INHOUD

Number	Figure	Sequence	Ref.	Number	Figure	Sequence	Ref.
614-10025	35.726.19	07	20	614-6016	35.724.03	01	15
614-10025	35.726.34	01	16	614-6016	35.724.06	01	2
614-10025	35.750.02	01	2	614-6016	35.724.07	02	4
614-10025	39.100.02	01	24	614-6016	39.125.01	01	13
614-10025	90.100.02	01	10	614-6020	10.254.12	01	13
614-10025	90.100.02	01	5	614-6020	35.724.03	01	29
614-10025	90.100.04	01	3	614-6020	35.724.03	01	7
614-10030	10.414.01	02	4	614-6020	35.724.06	01	16
614-10030	21.112.01	01	10	614-6020	35.724.07	01	11
614-10030	21.112.01	02	10	614-6020	35.724.07	02	15
614-10030	35.726.08	01	15	614-6020	55.408.01	01	13
614-10030	35.726.09	02	7	614-6025	35.726.22	01	2
614-10030	50.200.08	01	3	614-6025	55.301.07	01	20
614-10030	55.408.01	02	7	614-6035	10.254.12	01	11
614-10030	55.512.14	01	12	614-8012	21.109.02	01	2
614-10030	90.100.02	01	22	614-8016	10.414.01	02	7
614-10035	10.220.01	01	22	614-8016	35.750.01	01	9
614-10035	35.726.19	01	4	614-8016	55.301.07	01	25
614-10035	35.726.19	02	12	614-8016	55.301.08	01	19
614-10035	35.726.19	03	10	614-8016	84.120.01	01	13
614-10035	35.726.19	04	9	614-8018	21.104.03	01	6
614-10035	35.726.19	05	4	614-8018	21.104.03	02	6
614-10035	35.726.19	06	2	614-8020	10.202.01	01	2
614-10035	35.726.19	07	12	614-8020	10.202.01	02	2
614-10035	35.726.31	01	15	614-8020	10.220.01	01	9A
614-10035	35.726.31	02	11	614-8020	33.202.06	01	28
614-10035	35.726.33	01	7	614-8020	35.726.36	03	1
614-10035	41.204.05	01	10	614-8020	50.200.08	01	15
614-10035	55.512.16	01	6	614-8020	50.200.17	01	15
614-10035	55.512.16	03	6	614-8020	55.512.14	02	20
614-10040	35.701.02	01	21	614-8020	55.512.14	03	9
614-10040	35.701.14	01	11	614-8020	55.518.05	01	25
614-10040	35.701.17	01	4	614-8020	55.518.05	01	8
614-10050	84.120.01	01	18	614-8020	55.518.07	01	15
614-10080	10.254.11	01	3	614-8020	90.150.10	01	14
614-12016	21.133.02	02	2	614-8022	21.154.03	02	2
614-12025	10.214.01	01	13	614-8022	21.154.03	03	2
614-12025	10.214.01	02	13	614-8025	10.214.01	01	8
614-12025	10.254.12	01	30	614-8025	10.406.01	01	10
614-12025	25.100.01	01	13	614-8025	10.406.04	01	22
614-12025	25.100.02	01	9	614-8025	21.112.04	01	25
614-12030	10.406.06	01	4	614-8025	35.701.02	01	16
614-12035	10.012.03	01	8	614-8025	35.726.30	01	25
614-12035	21.112.04	01	17	614-8025	35.726.36	01	23
614-12035	21.112.04	02	17	614-8025	55.201.01	01	1
614-12040	10.012.03	01	6	614-8025	55.512.14	02	19
614-12040	25.100.01	01	18	614-8025	55.512.14	03	10
614-12040	90.120.00	01	2	614-8025	82.100.04	01	27
614-12040	90.120.04	01	6	614-8025	90.120.05	02	1A
614-20030	10.406.06	01	2	614-8025	90.150.11	01	9

INDEX - INDICE - INDEX - ZAHLENVERZEICHNIS - INDICE - INDICE - INDHOLD - INHOUD

Number	Figure	Sequence	Ref.	Number	Figure	Sequence	Ref.
614-8030	10.406.04	01	9	71103442	90.120.02	01	3
614-8030	33.202.04	01	2	71103442	90.120.03	01	3
614-8030	35.726.09	03	4	71103443	90.120.02	01	4
614-8030	35.726.31	01	20	71103443	90.120.03	01	4
614-8030	35.726.31	02	7	71103444	90.120.01	01	6
614-8030	35.726.33	01	2	71103444	90.120.03	01	5
614-8030	39.100.02	01	16	71103445	90.120.01	01	5
614-8030	50.104.01	01	26	71103445	90.120.02	01	6
614-8030	50.206.03	01	18	71103445	90.120.03	01	6
614-8030	55.100.02	01	3	71103446	90.120.01	02	8
614-8030	55.100.40	01	2	71103446	90.120.03	01	8
614-8030	55.512.16	02	3	71103447	90.120.01	02	3
614-8030	55.512.17	01	2	71103447	90.120.03	01	9
614-8030	55.512.17	02	3	71103448	90.120.01	02	7
614-8030	82.100.05	01	7	71103448	90.120.03	01	10
614-8030	90.116.01	01	6	71103449	90.120.01	02	5
614-8030	90.116.08	01	5	71103449	90.120.02	01	7
614-8040	10.254.12	01	3	71103450	90.120.03	01	13
614-8040	10.406.01	01	15	71103451	90.120.03	01	14
614-8040	90.116.01	01	4	71103452	90.120.02	01	8
614-8050	35.726.09	03	26	71103452	90.120.03	01	15
627-10030	10.254.11	01	11	71103453	90.120.01	01	10
627-10030	21.112.04	01	14	71103453	90.120.02	01	10
627-10030	21.112.04	02	14	71103453	90.120.03	01	23
627-10035	21.112.04	01	6	71103454	90.120.01	01	9
627-20060	10.212.01	01	13	71103454	90.120.02	01	9
627-20060	35.750.01	01	6	71103455	90.120.01	02	1
637-63113	33.202.10	01	4	71103455	90.120.01	02	6
637-63113	33.202.11	01	4	71103455	90.120.03	01	17
637-63153	33.202.10	01	7	71103455	90.120.03	01	18
637-63153	33.202.11	01	7	71103457	90.120.03	01	20
700-101	33.202.10	01	3	71103458	90.120.02	01	12
700-101	33.202.11	01	3	71104027	90.120.02	01	5
700-304	33.202.04	01	8	71104028	90.120.02	01	14
700-345	33.202.10	01	2	71104028	90.120.03	01	22
700-345	33.202.11	01	2	71104029	90.120.01	01	4
700009000	10.105.01	02	1	71104029	90.120.02	01	15
70096481-2	44.512.01	01	3	71104029	90.120.03	01	21
70097578	44.512.01	01	1	71104030	90.120.01	01	2
70924048	33.202.04	01	6	71104031	90.120.01	01	11
711-10040	35.730.04	01	13	71104033	90.120.01	01	12
711-10040	39.105.01	01	20	71104033	90.120.01	01	3
711-10050	35.106.01	01	6	71104153	90.120.02	01	11
711-10050	41.200.02	01	4	71104153	90.120.03	01	19
71102984	90.120.01	02	4	71104176	90.120.01	01	8
71102984	90.120.03	01	11	71104177	90.120.01	01	1
71103440	90.120.02	01	1	71104178	90.120.01	01	7
71103440	90.120.03	01	1	71104369	10.101.01	01	6
71103441	90.120.02	01	2	71104370	10.101.01	01	5
71103441	90.120.03	01	2	71104459	90.120.02	01	13

INDEX - INDICE - INDEX - ZAHLENVERZEICHNIS - INDICE - INDICE - INDHOLD - INHOUD

Number	Figure	Sequence	Ref.	Number	Figure	Sequence	Ref.
71104537	10.012.03	01		800-5145	21.154.03	02	18
71104538	10.012.03	01		800-5145	21.154.03	03	18
71104544	10.012.03	01		80128825	35.726.31	03	24
71104545	10.012.03	01		806-8025	10.202.01	01	11
71104546	10.012.03	01		806-8025	10.202.01	02	15
71104582	10.101.01	01		806-8025	39.100.02	01	21
71104603	10.105.01	01	1	8093882	10.105.01	03	4
71105449	90.120.03	01	12	8093882	10.105.01	05	4
75248059	44.511.01	01	1	8093883	10.110.02	01	3
75256993	90.108.01	02	14	8094740	10.105.01	04	1
75259889	44.512.01	01	2	8094845	10.105.01	02	4
75260131	44.511.08	01	1	8094845	10.105.01	04	4
75260148	44.512.01	01		8094960	10.105.01	03	4
75260222	44.511.01	01	1	8094960	10.105.01	05	4
75260416	44.512.01	01	1	8094961	10.105.01	03	4
75262140	82.100.02	01	9	8094961	10.105.01	05	4
75313886	90.120.01	02	2	8097552	10.218.05	01	4
75313886	90.120.03	01	7	8097552	10.218.05	03	1
761-17325	90.150.02	02	45	8097552	10.218.05	05	3
761-17325	90.150.03	02	45	811-12040	39.106.01	01	5
761-17325	90.160.01	01	45	811-6016	10.254.12	01	16
76349	35.726.20	01	20	814-10045	21.104.03	01	7
76904	10.406.04	01	8	814-10045	35.701.17	05	11
7704803	05.100.01	01	76	814-10045	35.726.09	02	4
7704803	05.100.01	01	77	814-10050	35.732.01	05	14
781-24613	35.726.09	01	20	814-10050	39.102.01	01	10
781-24613	55.512.14	02	10	814-10050	41.204.08	01	10
781-24613	55.512.14	03	15	814-10055	35.726.09	01	15
781-24820	90.150.09	01	8	814-10055	50.200.08	01	2
781-24820	90.150.11	01	13	814-10060	35.701.02	01	5
79005965	84.102.03	01	8	814-10060	35.726.09	02	10
79005965	84.104.03	01	8	814-10060	82.100.04	01	25
79005965	84.106.01	01	8	814-10070	35.726.31	03	8
79005965	84.108.01	01	8	814-10080	35.701.02	01	29
79005965	84.108.01	02	8	814-10080	35.701.17	03	6
79081900	05.100.01	01	102	814-10080	35.726.19	01	5
800-1130	21.140.01	01	28	814-10080	35.726.19	02	7
800-1130	21.140.01	02	25	814-10080	35.726.19	03	5
800-1134	25.310.01	01	17	814-10080	35.726.19	04	5
800-1150	21.140.01	01	23	814-10080	35.726.19	05	7
800-1150	21.140.01	02	23	814-10080	35.726.19	06	7
800-1150	27.120.02	01	1	814-10080	35.726.19	07	7
800-40080	35.730.04	01	25	814-10080	82.100.04	01	20
800-44040	39.121.02	02	9	814-10090	35.359.01	01	2
800-44040	39.125.01	01	29	814-10090	35.701.02	01	22
800-44040	39.125.02	01	4	814-10090	35.701.08	01	4
800-44040	84.120.01	01	4	814-10090	35.701.08	02	4
800-44050	25.100.01	01	5	814-10090	35.701.15	01	4
800-44050	25.100.02	01	10	814-10090	35.701.16	01	4
800-44050	39.125.01	01	8	814-10090	35.701.16	02	4

INDEX - INDICE - INDEX - ZAHLENVERZEICHNIS - INDICE - INDICE - INDHOLD - INHOUD

Number	Figure	Sequence	Ref.	Number	Figure	Sequence	Ref.
814-10090	35.724.03	01	28	824-1408	55.512.16	02	5
814-10090	82.100.04	01	16	824-1408	55.512.17	02	5
814-10110	35.106.01	01	10	825-11412	10.220.02	01	6
814-10110	35.359.01	01	3	825-1404	35.724.04	01	21
814-10110	35.701.08	01	5	825-1404	35.724.04	01	6
814-10110	35.701.08	02	5	825-1404	35.724.05	01	23
814-10110	35.701.15	01	2	825-1404	35.724.05	01	7
814-10110	35.701.16	01	2	825-2405	90.150.02	02	36
814-10110	35.701.16	02	2	825-2405	90.150.03	02	36
814-10110	35.724.03	01	35	825-2405	90.160.01	01	36
814-10150	21.112.01	02	1	825-2406	50.206.03	01	26
814-10220	50.200.17	01	18	825-2408	50.104.01	01	28
814-12080	21.112.04	01	1	825-2408	50.206.03	01	20
814-12080	21.112.04	02	1	825-2408	55.518.05	01	21
814-12090	10.012.03	01	4	825-2410	90.100.02	01	6A
814-12100	90.100.02	01	14	825-2410	90.100.04	01	5
814-12130	50.200.08	01	5	825-2410	90.100.04	01	8
814-6050	55.518.01	01	4	827-10045	10.254.11	01	19
814-6050	55.518.02	01	6	827-10130	55.201.01	01	7
814-6050	55.518.07	01		827-12065	21.115.01	01	12
814-6050	55.518.08	01	2	827-16085	39.100.02	01	9
814-6090	35.726.10		3	827-16085	90.150.02	01	7
814-8035	33.202.06	01	18	827-16085	90.150.08	01	7
814-8035	35.732.01	02	8	827-16100	39.100.02	01	10
814-8040	35.726.20	01	31	827-16100	90.150.02	01	1
814-8050	35.726.31	01	24	827-16100	90.150.08	01	1
814-8050	84.120.01	01	8	827-20075	35.730.04	01	34
814-8055	35.732.01	02	4	827-20170	37.140.01	01	2
814-8060	21.134.05	01	7	827-20200	27.100.08	01	3
814-8060	21.154.01	01	16	828-20160	82.100.01	01	5
814-8060	21.154.01	02	16	828-20160	82.100.01	02	5
814-8060	21.154.01	03	14	828-20160	82.100.01	03	5
814-8065	35.732.01	04	5	828-20160	82.100.02	01	4
814-8070	33.202.04	01	9	828-20160	82.100.03	01	4
814-8070	35.726.09	03	8	829-1406	10.254.12	01	20
814-8100	50.200.08	01	11	829-1406	35.724.03	01	31
814-8110	50.200.08	01	10	829-1406	35.724.07	01	13
81868381	35.724.09	01	8	829-1406	35.726.10		5
81868381	35.724.10	01	9	829-1406	35.726.22	01	3
81868381	35.726.16	03	14	829-1408	10.220.01	01	11A
81868381	35.726.17	01	6	829-1408	10.254.06	01	1
81868381	35.726.17	05	14	829-1408	10.254.12	01	18
81868381	35.726.18	01	6	829-1408	33.202.06	01	8
82012726	10.212.01	01	8	829-1408	35.724.07	01	14
82017872	10.254.12	01	26	829-1408	35.726.08	01	31
82026949	33.202.06	01	21	829-1408	35.726.09	03	7
824-1405	35.726.35	01	5	829-1408	35.726.31	01	19
824-1405	55.100.40	01	8	829-1408	35.726.31	01	23
824-1405	55.512.17	01	7	829-1408	35.726.31	02	8
824-1408	55.100.02	01	5	829-1408	35.726.33	01	6

INDEX - INDICE - INDEX - ZAHLENVERZEICHNIS - INDICE - INDICE - INDHOLD - INHOUD

Number	Figure	Sequence	Ref.	Number	Figure	Sequence	Ref.
829-1408	35.732.01	02	6	829-2412	10.406.06	01	5
829-1408	35.732.01	04	4	829-2420	10.406.06	01	3
829-1408	39.125.02	01	17	82981152	05.100.01	01	4
829-1408	50.200.17	01	16	82981152	10.202.03	01	2
829-1408	55.100.20	01	8	82981153	05.100.01	01	4
829-1408	55.408.01	02	4	82981153	10.202.03	01	3
829-1408	55.512.13	01	4	832-10404	33.202.06	01	24
829-1408	55.512.14	02	14	832-10404	90.100.10	01	12
829-1408	55.512.14	03	12	832-10404	90.150.02	02	41
829-1408	55.512.15	01	4	832-10404	90.150.03	02	41
829-1408	82.100.05	01	8	832-10404	90.160.01	01	41
829-1408	84.120.01	01	10	832-10405	10.220.01	01	28
829-1410	10.202.01	02	10	832-10406	10.254.12	01	15
829-1410	10.212.01	01	14	832-10406	55.100.02	01	7
829-1410	10.254.11	01	13	832-10406	55.301.07	01	18
829-1410	10.254.11	01	6	832-10406	55.512.14	01	10
829-1410	21.109.02	01	21	832-10406	55.512.16	02	7
829-1410	33.202.09	01	2	832-10406	55.512.17	02	7
829-1410	35.106.01	01	7	832-10406	55.520.01	01	1
829-1410	35.701.17	05	13	832-10406	55.520.02	01	8
829-1410	35.724.03	01	25	832-10406	90.100.11	02	17
829-1410	35.724.06	01	8	832-10408	10.406.01	01	12
829-1410	35.724.07	02	7	832-10408	10.406.01	01	19
829-1410	35.726.08	01	27	832-10408	10.406.04	01	21
829-1410	35.726.09	02	9	832-10408	33.202.06	01	19
829-1410	35.726.19	01	7	832-10408	33.202.06	01	3
829-1410	35.726.19	02	9	832-10408	35.726.09	02	12
829-1410	35.726.19	03	7	832-10408	35.726.30	01	33
829-1410	35.726.19	04	7	832-10408	35.726.36	01	31
829-1410	35.726.19	05	3	832-10408	41.204.05	01	6
829-1410	35.726.19	06	6	832-10408	41.204.08	01	16
829-1410	35.726.19	07	9	832-10408	50.206.04	01	8
829-1410	35.726.31	02	12	832-10408	50.206.05	01	10
829-1410	35.726.31	03	20	832-10408	50.206.05	01	14
829-1410	35.726.33	01	4	832-10408	55.100.40	01	4
829-1410	35.750.02	01	6	832-10408	55.301.07	01	12
829-1410	39.100.02	01	25	832-10408	55.301.08	01	11
829-1410	41.200.02	01	5	832-10408	55.301.08	02	11
829-1410	55.512.14	01	11	832-10408	55.408.02	01	1
829-1410	55.512.16	01	7	832-10408	55.408.09	01	4
829-1410	55.512.16	03	7	832-10408	55.512.17	01	4
829-1412	39.106.01	01	1	832-10408	55.518.05	01	11
829-1412	50.200.08	01	12	832-10408	55.518.07	01	18
829-1412	90.100.02	01	19	832-10408	90.116.01	01	8
829-1416	39.100.02	01	14	832-10408	90.150.09	01	16
829-1416	90.150.02	01	6	832-10408	90.150.10	01	16
829-1416	90.150.08	01	6	832-10408	90.150.11	01	12
829-1420	27.100.08	01	5	832-10408	90.150.11	01	3
829-1420	35.730.04	01	32	832-10408	90.154.02	01	11
829-1420	37.140.01	01	3	832-10408	90.154.07	01	2

INDEX - INDICE - INDEX - ZAHLENVERZEICHNIS - INDICE - INDICE - INDHOLD - INHOUD

Number	Figure	Sequence	Ref.	Number	Figure	Sequence	Ref.
832-10410	33.202.06	01	27	833-40408	55.518.07	01	17
832-10410	35.701.02	01	19	833-40408	90.116.01	01	5
832-10410	35.726.08	01	16	833-40408	90.150.10	01	12
832-10410	35.726.09	03	10	838-3640	10.220.01	01	15
832-10410	35.726.19	02	21	83822C1	50.206.03	01	
832-10410	35.726.19	07	21	83961985	90.154.02	01	45
832-10410	35.726.20	01	33	83961985	90.156.04	01	8
832-10410	35.730.04	01	12	83961985	90.156.05	01	16
832-10410	35.732.01	05	15	83961985	90.158.01	01	3
832-10410	39.102.01	01	11	83961985	90.158.02	01	8
832-10410	39.105.01	01	18	83962539	35.726.08	01	6
832-10410	41.204.08	01	13	83981068	35.724.10	01	18
832-10410	50.200.17	01	19	83981068	35.726.17	01	14
832-10410	55.201.01	01	5	83981068	35.726.18	01	14
832-10410	82.100.04	01	18	83985067	25.100.01	01	3
832-10410	82.100.04	01	22	83985067	25.100.02	01	4
832-10410	82.100.04	01	8	840-1410	55.510.01	01	3
832-10410	90.100.02	01	12	840-1412	90.150.02	02	31
832-10410	90.116.01	01	12	840-1412	90.150.03	02	31
832-10412	10.012.03	01	13	840-1412	90.160.01	01	31
832-10412	21.112.04	01	19	840-1416	35.726.09	02	14
832-10412	21.112.04	02	19	84062222	21.134.01	03	12
832-10412	21.115.01	01	15	84124604	35.724.10	01	7
832-10420	82.100.01	01	8	84128131	35.726.19	01	1
832-10420	82.100.01	02	8	84128131	35.726.19	02	4
832-10420	82.100.01	03	8	84128131	35.726.19	03	3
832-10420	82.100.02	01	6	84128131	35.726.19	04	10
832-10420	82.100.03	01	6	84134639	35.150.15	02	13
832-41312	35.732.01	05	18	84134639	35.150.16	03	12
832-41312	39.102.01	01	18	84134639	88.088.01		4
8320758	44.512.01	01	5	84139327	35.701.08	01	12
833-40310	39.100.02	01	20	84139327	35.701.08	02	12
833-40406	35.726.09	01	35	84140098	10.214.01	02	6
833-40406	35.726.36	03	9	84144410	35.724.08	01	1
833-40406	39.125.01	01	15	84146318	35.724.03	01	39
833-40406	50.206.03	01	25	84146318	35.724.06	01	18
833-40406	55.404.01	01	13	84149131	90.108.09	05	12A
833-40406	90.100.09	01	3	84149134	90.108.09	05	9
833-40406	90.100.10	01	13	84149135	90.108.09	05	15
833-40406	90.100.11	02	14	84149986	90.108.09	05	16
833-40406	90.118.01	01	6	84149987	90.108.09	02	15
833-40406	90.150.02	02	23	84149988	90.108.09	02	16
833-40406	90.150.03	02	23	84157590	35.150.02	01	2
833-40406	90.150.04	01	5	84157590	35.150.03	01	2
833-40406	90.160.01	01	23	84157590	35.150.09	01	2
833-40408	10.202.01	01	13	84157590	35.150.11	01	4
833-40408	10.202.01	02	17	84157939	35.150.08	01	
833-40408	39.100.02	01	22	84157939	35.726.16	02	5
833-40408	50.200.17	01	22	84157939	35.726.17	03	6
833-40408	55.518.05	01	10	84157939	35.726.17	04	5

Number	Figure	Sequence	Ref.	Number	Figure	Sequence	Ref.
84157939	35.726.18	02	5	84216090	39.125.02	01	2
84157941	35.150.08	01	3	84216891	39.125.01	01	22
84157943	35.150.01	01	8	84216892	39.125.01	01	23
84159489	50.200.08	01	8	84216893	39.125.02	01	9
84159680	35.740.01	03	3	84217229	05.100.01	01	5
84167374	35.738.02	01	31	84217317	35.730.04	01	8
84169264	35.724.07	01	15	84217317	39.105.01	01	8
84170641	39.121.03	01	19	84217320	84.912.02		1
84170641	39.121.04	01	19	84217542	39.100.02	01	2
84170641	88.088.02		8	84217762	35.724.09	01	
84170645	39.121.05	01	25	84218265	35.701.15	01	5
84170645	84.912.01		4	84218281	35.701.08	01	1
84171217	39.121.03	01	11	84218281	35.724.10	01	
84171217	39.121.04	01	11	84218282	35.724.10	01	
84171217	39.121.04	01	22	84218297	35.726.18	01	1
84171217	39.121.05	01	6	84218880	35.701.02	01	8
84171343	39.121.03	01	20	84219829	35.701.02	01	25
84171343	39.121.04	01	20	84219830	35.701.02	01	28
84171343	39.121.05	01	7	84219839	35.701.02	02	2
84171692	05.100.01	01	10	84219844	35.701.02	02	3
84178115	27.100.08	01	1	84219846	35.701.02	02	4
84178115	27.100.09	01		84219975	35.724.09	01	
84178115	27.100.11	01		84220631	35.738.04	01	14
84178115	27.120.02	01		84220633	35.738.04	01	8
84178909	55.512.14	01	6	84220643	35.738.04	01	2
84178909	55.512.16	01	12	84222154	35.732.01	01	12
84178909	55.512.16	03	12	84222272	55.512.16	01	9
84190157	88.090.01		45	84222272	55.512.16	03	9
84190158	88.090.01		46	84222272	55.512.17	01	14
84191916	88.090.01		2	84222273	55.512.16	01	10
84203217	35.726.02	01	5	84222273	55.512.16	03	10
84203217	35.726.03	02	5	84222273	55.512.17	01	15
84203217	35.726.04	01	9	84222275	55.512.16	01	30
84207754	88.033.01		1	84222277	55.518.05	01	24
84208516	35.736.02	01	14	84222277	90.150.10	01	17
84209753	10.206.01	02	6	84222278	55.518.05	01	23
84210060	44.511.08	01	4	84222279	55.518.05	01	16
84211753	10.220.01	01	27	84222279	90.150.10	01	19
84214051	35.701.08	02	25	84222280	55.518.05	01	15
84214054	35.726.02	01	4	84222283	55.512.16	01	21
84214054	35.726.03	02	4	84222283	55.512.16	03	21
84214054	35.726.16	02	1	84222284	55.408.01	01	15
84214059	35.726.04	01	4	84222285	55.512.16	03	30
84214059	35.726.04	02	4	84222287	25.100.01	01	19
84214059	35.726.17	04	1	84222287	55.512.16	01	31
84214061	35.726.05	01	4	84222541	90.150.03	01	1
84214061	35.726.17	03	1	84222542	90.150.03	01	1
84214062	35.726.07	01	4	84222543	90.150.03	01	1
84214062	35.726.07	01	4	84222544	90.150.03	01	1
84214062	35.726.18	02	1	84223633	84.912.01		2

INDEX - INDICE - INDEX - ZAHLENVERZEICHNIS - INDICE - INDICE - INDHOLD - INHOUD

Number	Figure	Sequence	Ref.	Number	Figure	Sequence	Ref.
84223652	39.121.03	01	14	84224394	90.156.04	01	3
84223652	88.088.02		12	84224396	90.156.04	01	5
84223653	39.121.03	01	4	84224398	90.156.05	01	24
84223653	39.121.04	01	4	84224398	90.158.01	01	17
84223653	39.121.05	01	9	84224398	90.158.02	01	5
84223654	39.121.03	01	3	84224399	90.156.05	01	25
84223654	39.121.04	01	3	84224845	39.105.01	01	13
84223654	39.121.05	01	8	84224845	39.121.02	02	14
84224307	90.150.01	01	2	84224845	39.121.03	01	13
84224307	90.150.10	01	22	84224845	39.121.04	01	10
84224312	90.154.02	01	1	84224845	39.121.04	01	13
84224316	05.100.01	01	118	84224845	39.121.05	01	17
84224316	90.154.02	01	47	84224845	84.912.02		3
84224317	90.154.02	01	26	84224880	39.121.03	01	2
84224336	90.154.02	01	44	84224880	39.121.04	01	2
84224336	90.156.04	01	7	84224880	88.088.02		4
84224336	90.156.05	01	15	84224886	35.730.04	01	10
84224336	90.158.01	01	20	84224886	39.105.01	01	10
84224336	90.158.02	01	15	84224886	39.121.02	02	13
84224342	05.100.01	01	121	84224886	39.121.03	01	12
84224342	90.156.01	01	1	84224886	39.121.04	01	12
84224342	90.156.05	01	4	84224886	39.121.04	01	23
84224343	05.100.01	01	122	84224886	39.121.05	01	16
84224343	90.156.01	01	3	84224886	84.912.02		2
84224343	90.156.05	01	5	84225660	39.121.02	02	12
84224344	90.154.02	01	23	84226495	35.732.01	05	21
84224345	90.154.02	01	37	84226809	39.100.02	01	4
84224347	90.154.02	01	27	84226810	39.100.02	01	5
84224348	90.154.02	01	13	84227018	39.121.03	01	24
84224360	90.156.05	01	26	84227023	39.121.03	01	25
84224361	90.156.05	01	26	84227023	39.121.04	01	25
84224374	90.160.01	01	2	84227693	39.106.01	01	3
84224375	90.150.02	02	2	84228038	55.512.16	01	4
84224375	90.150.03	02	2	84228038	55.512.16	03	4
84224376	90.150.02	02	29	84228433	90.108.01	01	13
84224376	90.150.03	02	29	84228433	90.108.09	05	19
84224376	90.160.01	01	29	84228433	90.108.09	06	19
84224377	90.150.02	02	47	84228475	55.201.01	01	3
84224377	90.150.03	02	47	84228510	05.100.01	01	11
84224377	90.160.01	01	47	84228955	84.100.01	01	1
84224378	90.150.02	02	32	84228960	84.102.01	01	1
84224378	90.150.03	02	32	84228962	84.100.01	04	1
84224378	90.160.01	01	32	84228964	84.100.01	04	1
84224379	90.150.02	02	5	84228964	84.100.01	05	1
84224379	90.150.05	01		84228965	84.100.01	06	1
84224379	90.160.01	01	5	84228967	84.100.01	05	1
84224380	90.150.03	02	5	84229922	39.102.01	01	14
84224381	90.150.05	01	1	84229923	39.121.04	01	24
84224382	90.150.05	01	2	84229978	39.121.04	01	1
84224389	90.154.02	01	36	84229979	39.121.03	01	1

INDEX - INDICE - INDEX - ZAHLENVERZEICHNIS - INDICE - INDICE - INDHOLD - INHOUD

Number	Figure	Sequence	Ref.	Number	Figure	Sequence	Ref.
84229979	88.088.02		3	84237478	90.108.01	02	2
84229982	39.121.03	01	16	84237480	35.736.02	01	8
84229982	88.088.02		5	84237692	35.736.02	01	2
84229983	39.121.03	01	17	84237793	35.736.02	01	3
84229983	88.088.02		6	84237943	35.738.01	01	12
84230435	39.121.04	01	16	84237948	35.738.01	01	4
84230436	39.121.04	01	17	84237953	35.738.01	01	13
84230684	39.121.05	01	3	84238043	55.512.15	02	12
84230685	39.121.05	01	4	84238043	55.512.15	03	12
84230693	39.121.05	01	5	84238609	35.738.01	01	2
84230813	39.105.02	01	2	84238640	35.732.01	01	2
84230813	39.121.05	01	24	84238739	35.701.08	01	9
84231079	39.121.05	01	23	84238739	35.701.15	01	12
84231081	39.121.05	01	22	84238739	35.701.16	01	12
84231817	39.121.04	01	14	84238739	35.701.16	02	12
84231908	39.121.03	01	22	84238780	05.100.01	01	29
84231908	88.088.02		9	84238794	35.730.03	01	14
84231927	35.732.01	05	24	84238796	35.730.03	01	8
84231927	39.102.01	01	3	84238804	35.730.02	01	12
84231927	39.121.03	01	10	84238804	35.732.01	01	4
84231927	39.121.03	01	6	84239658	05.100.01	01	30
84231927	39.121.04	01	6	84239659	05.100.01	01	31
84231927	39.121.05	01	13	84239664	05.100.01	01	32
84231927	88.088.02		11	84239665	05.100.01	01	33
84232491	35.701.17	04	1	84240490	35.701.14	01	5
84232746	35.150.11	01	6	84240497	35.701.14	01	6
84233536	35.732.01	05	23	84240578	39.105.01	01	22
84233536	39.102.01	01	2	84241093	55.512.18	01	2
84233536	39.121.03	01	23	84241093	55.512.18	01	2
84233536	39.121.03	01	5	84241093	55.512.20	01	2
84233536	39.121.04	01	21	84241474	35.701.08	01	10
84233536	39.121.04	01	5	84241474	35.701.08	02	10
84233536	39.121.05	01	12	84241474	35.701.15	01	13
84233536	88.088.02		10	84241474	35.701.16	01	13
84233911	35.701.16	02	5	84241474	35.701.16	02	13
84233913	35.726.16	03	1	84241703	35.732.01	01	13
84233913	35.726.19	05	10	84241705	35.732.01	01	2
84233914	35.726.16	03	1	84243665	35.732.01	05	25
84233915	35.726.17	05	1	84243665	39.102.01	01	1
84233915	35.726.19	06	1	84243667	35.732.01	05	26
84233916	35.726.17	05	1	84243667	39.102.01	01	12
84233916	35.726.19	07	1	84243668	39.102.01	01	15
84234832	39.121.02	02	1	84244076	84.100.01	01	12
84235607	39.105.02	01	3	84244076	84.100.01	04	11
84235628	82.100.02	02	5	84244076	84.100.01	05	11
84236841	90.118.01	01	11	84244076	84.100.01	06	12
84236850	55.404.01	02	5	84244076	84.102.01	01	11
84236850	55.514.01	01	6	84244076	84.102.03	01	3
84236897	84.104.01	01	1	84244076	84.104.01	01	8
84237467	90.108.01	02	1	84244076	84.104.02	01	11

INDEX - INDICE - INDEX - ZAHLENVERZEICHNIS - INDICE - INDICE - INDHOLD - INHOUD

Number	Figure	Sequence	Ref.	Number	Figure	Sequence	Ref.
84244076	84.104.03	01	3	84248656	39.105.01	01	11
84244076	84.106.01	01	3	84248744	35.730.04	01	4
84244076	84.108.01	01	3	84248744	39.105.01	01	4
84244076	84.108.01	02	3	84249061	35.726.08	01	17
84244078	84.100.01	01	11	84249274	35.730.04	01	21
84244078	84.100.01	04	12	84249275	35.730.04	01	24
84244078	84.100.01	05	12	84249377	39.121.06	01	2
84244078	84.100.01	06	11	84249588	90.154.02	01	46
84244078	84.102.01	01	12	84249588	90.156.04	01	9
84244078	84.102.03	01	2	84249588	90.156.05	01	17
84244078	84.104.01	01	9	84249588	90.158.01	01	4
84244078	84.104.02	01	12	84249588	90.158.02	01	10
84244078	84.104.03	01	2	84250576	35.732.01	05	17
84244078	84.106.01	01	2	84251802	55.301.08	02	1
84244078	84.108.01	01	2	84252987	35.726.08	02	11
84244078	84.108.01	02	2	84253173	35.726.08	02	13
84245639	35.730.04	01	14	84253759	35.732.01	02	12
84245639	39.105.01	01	19	84254110	39.100.02	01	28
84246051	39.105.01	01	23	84254289	55.201.01	01	4
84246306	05.100.01	01	111	84254289	55.301.01	01	1
84246306	90.156.01	01	7	84254289C	55.201.01	01	
84246306	90.156.02	01	1	84254289C	55.301.01	01	
84246306	90.156.05	01	1	84254289R	55.201.01	01	
84246307	05.100.01	01	112	84254289R	55.301.01	01	
84246307	90.156.01	01	6	84254545	05.100.01	01	68
84246307	90.156.02	01	6	84254545	35.726.05	01	9
84246307	90.156.05	01	2	84254545	35.726.07	01	11
84246308	05.100.01	01	113	84254545	35.726.07	01	11
84246308	90.156.01	01	8	84254679	35.701.14	01	8
84246308	90.156.02	01	5	84254687	37.140.01	01	1
84246308	90.156.05	01	3	84254941	35.726.31	02	16
84246309	05.100.01	01	114	84254941	35.726.32	01	9
84246309	90.156.04	01	23	84254943	35.726.31	02	13
84246323	35.730.04	01	5	84254943	35.726.32	01	12
84246323	39.105.01	01	5	84254944	35.726.31	02	14
84246414	84.120.01	01	1	84254944	35.726.32	01	13
84246776	35.730.04	01	7	84255579	35.730.04	01	28
84246776	39.105.01	01	7	84255579	39.105.01	01	12
84246814	35.730.04	01	2	84255607	05.100.01	01	4
84247050	84.912.01		1	84255607	05.100.01	01	5
84247079	39.121.01	01	1	84255607	35.750.03	01	2
84247109	35.726.37	01	1	84255991	35.726.10		13
84247109	35.726.38	01	14	84256410	35.701.15	01	18
84247110	35.726.20	01	11	84256410	35.726.10		11
84247110	35.726.25	02	6	84256418	35.732.01	02	13
84247140	39.121.05	01	2	84256419	35.732.01	02	14
84247142	39.121.05	01	1	84256420	35.732.01	02	15
84247279	84.120.01	01	2	84256421	35.732.01	02	16
84248499	35.106.01	01	13	84256601	35.726.23	01	18
84248499	35.750.03	01	1	84256601	35.726.24	01	18

INDEX - INDICE - INDEX - ZAHLENVERZEICHNIS - INDICE - INDICE - INDHOLD - INHOUD

Number	Figure	Sequence	Ref.	Number	Figure	Sequence	Ref.
84256813	35.732.01	04	9	84263639	35.740.01	02	10
84256840	35.106.01	01	15	84263639	35.740.02	01	15
84257103	35.732.01	04	11	84265115	39.121.06	01	14
84257155	35.726.31	03	5	84265979	35.730.04	01	19
84257323	35.736.02	01	18	84266069	35.740.01	01	1
84257611	35.740.01	02	4	84266070	35.740.01	01	2
84257611	35.740.02	01	11	84268475C	10.210.01	01	1
84257618	35.740.01	02	9	84268475R	10.210.01	01	1
84257618	35.740.02	01	16	84268612	55.512.17	01	12
84257621	35.737.01	01	6	84268612C	55.512.17	01	12
84257622	35.737.01	01	5	84268612R	55.512.17	01	12
84257628	35.737.01	01	3	84269570	10.210.01	01	1
84257632	35.737.01	01	7	84269981	35.726.06	01	4
84257782	35.726.20	01	7	84270125	35.726.31	02	1
84257782	35.726.25	02	1	84270125	35.726.33	01	8
84257782	35.726.38	01	11	84270430	90.150.04	01	3
84258167	33.202.12	01	6	84270800	55.512.16	01	29
84258169	33.202.12	01	5	84270800	55.512.16	03	29
84258749	35.726.23	01	12	84270815	39.125.02	01	1
84258749	35.726.24	01	12	84270939	39.121.06	01	1
84259030	35.737.01	01	10	84270939C	39.121.06	01	1
84259030	35.738.02	01	11	84270939R	39.121.06	01	1
84259186	35.726.23	01	1	84271200	84.120.01	01	19
84259186	35.726.24	01	1	84271440	05.100.01	01	99
84259218	35.730.03	01	18	84271440	55.100.02	02	17
84259221	35.730.02	01	17	84271442	05.100.01	01	100
84259224	35.738.04	01	18	84271442	55.100.02	02	18
84259226	35.732.01	01	17	84271717	05.100.01	01	84
84259313	35.726.20	01	21	84271717	55.100.02	02	11
84259313	35.726.23	01	16	84271717	55.100.02	03	11
84259313	35.726.24	01	16	84272032	35.701.02	01	30
84259315	35.726.20	01	16	84273245	35.726.17	01	1
84259315	35.726.25	02	13	84273245	35.726.19	03	2
84260388	39.106.01	01	4	84273247	35.726.17	01	1
84260774	35.726.10		12	84273247	35.726.19	04	1
84261868	05.100.01	01	119	84273249	35.726.18	01	1
84261868	90.154.02	01	2	84273249	35.726.19	02	1
84261870	05.100.01	01	117	84273250	35.726.19	02	1
84261870	90.156.04	01	1	84274648	90.120.12	01	1
84261871	90.156.05	01	11	84274694	35.750.03	01	3
84261872	90.156.05	01	11	84276394	10.212.01	01	15
84261887	35.730.04	01	26	84276528	88.088.02		1
84261890	35.730.04	01	3	84276530	88.088.02		2
84261891	35.730.04	01	11	84276556	35.726.17	01	15
84262076	90.108.09	02	8	84276556	35.726.18	01	15
84262076	90.108.09	03	8	84278155	35.701.08	01	16
84262694	35.726.23	01	17	84278155	35.701.15	01	26
84262694	35.726.24	01	17	84278155	35.701.16	01	1
84263052	90.108.09	03	2	84278155	35.701.16	02	1
84263635	35.737.01	01	8	84278184	05.100.01	01	3

Number	Figure	Sequence	Ref.	Number	Figure	Sequence	Ref.
84278184	10.414.01	01	5	84281665	35.750.01	01	7
84278184	10.414.01	02	1	84281665	55.301.07	01	23
84278195	05.100.01	01	108	84281665	55.301.08	01	17
84278195	55.100.40	01	11	84282063	90.154.02	01	17
84278195	55.512.17	01	10	84282065	90.156.05	01	12
84278195C	55.100.40	01	11	84282065	90.158.02	01	14
84278195C	55.512.17	01	10	84282068	90.154.02	01	18
84278195R	55.100.40	01	11	84282071	90.156.05	01	13
84278195R	55.512.17	01	10	84282071	90.158.02	01	20
84278691	35.150.04	01	1	84282077	90.156.05	01	12
84278691	35.726.17	03	3	84282077	90.158.01	01	19
84278691	35.726.18	02	9	84282081	90.156.05	01	13
84278691	88.088.01		5	84282081	90.158.01	01	21
84278692	35.150.11	01	1	84282083	90.154.02	01	19
84278692	35.726.17	04	8	84282086	90.156.04	01	10
84278692	35.726.18	02	8	84282567	35.701.04	01	2
84278702	35.150.03	01	1	84282570	35.701.04	01	1
84278702	35.726.16	02	7	84283268	35.726.25	01	4
84278702	35.726.17	03	4	84283269	35.726.25	01	8
84278702	35.726.17	04	7	84283270	35.726.38	01	1
84278702	35.726.18	02	7	84283495	35.738.02	01	8
84278710	35.150.09	01	1	84283495	35.740.02	01	6
84278710	35.726.16	02	6	84283822	35.738.02	01	3
84278710	35.726.17	03	5	84283822	35.740.02	01	8
84278710	35.726.17	04	6	84283823	35.738.02	01	5
84278710	35.726.18	02	6	84283823	35.740.02	01	10
84278714	35.150.02	01	1	84284222	35.726.10		10
84278714	35.726.16	02	4	84284727	41.200.02	01	10
84278714	35.726.17	03	7	84285086	35.726.31	02	15
84278714	35.726.17	04	4	84285086	35.726.32	01	1
84278714	35.726.18	02	4	84286039	35.737.01	01	13
84278714C	35.150.02	01	1	84286659	55.404.01	01	12
84278714C	35.726.16	02	4	84286660	55.404.01	01	11
84278714C	35.726.17	03	7	84287552	10.212.01	01	1
84278714C	35.726.17	04	4	84287836	35.737.01	01	23
84278714C	35.726.18	02	4	84288091	39.121.06	01	8
84278714R	35.150.02	01	1	84290399	35.730.02	01	10
84278714R	35.726.16	02	4	84290490	35.701.17	02	2
84278714R	35.726.17	03	7	84290785	55.100.02	02	14
84278714R	35.726.17	04	4	84290786	55.100.02	03	14
84278714R	35.726.18	02	4	84290787	55.100.02	02	15
84279037	90.108.01	01	9	84290787	55.100.02	03	15
84279129	41.200.02	01	9	84290788	55.100.02	02	13
84280257	39.125.01	01	25	84290788	55.100.02	03	13
84280275	39.125.01	01	34	84290789	55.512.15	02	13
84280749	35.737.01	01	4	84290789	55.512.15	03	13
84280780	35.726.31	03	6	84290974	35.732.01	05	10
84281616	35.738.02	01	6	84290974	39.102.01	01	20
84281616	35.740.01	02	6	84290975	35.732.01	05	10
84281616	35.740.02	01	12	84291884	35.701.17	05	1

INDEX - INDICE - INDEX - ZAHLENVERZEICHNIS - INDICE - INDICE - INDHOLD - INHOUD

Number	Figure	Sequence	Ref.	Number	Figure	Sequence	Ref.
84292027	35.726.08	04	1	84294335	25.100.01	01	2
84292041	35.701.06	02	10	84294590	35.701.11	01	7
84292224	35.106.01	01	16	84294676	35.701.06	01	5
84292270	55.100.02	02	2	84294676	35.701.06	02	5
84292270	55.100.02	03	2	84294679	35.701.06	01	6
84292386	90.108.01	02	17	84294679	35.701.06	02	6
84292391	55.512.18	01	1	84294693	35.701.08	01	20
84292391	55.512.18	01	1	84294693	35.701.08	02	20
84292392	55.512.19	01	1	84294693	35.701.15	01	8
84292393	55.512.20	01	1	84294693	35.701.16	01	8
84292396	55.408.01	01		84294693	35.701.16	02	8
84292398	55.408.01	01	17	84295045	35.150.02	01	5
84292399	55.100.02	02	12	84295048	35.150.02	01	5
84292399	55.100.02	03	12	84295049	35.150.03	01	5
84292399	55.512.15	03	15	84295049	35.150.09	01	5
84292401	55.404.01	02	8	84295050	35.150.03	01	5
84292403	90.150.02	02	49	84295087	35.701.11	01	6
84292403	90.160.01	01	46	84295099	35.750.01	01	14
84292405	55.404.01	02	9	84295697	35.701.11	01	3
84292405	55.514.01	01	3	84295701	35.740.01	02	5
84292406	55.514.01	01	1	84295701	35.740.02	01	19
84292407	55.514.01	01	4	84296113	39.125.02	01	12
84292408	55.514.01	01	2	84296626	35.701.11	01	4
84292409	55.404.01	02	10	84296786	35.726.17	01	
84292413	50.200.17	01	3	84296800	35.726.16	03	6
84292414	55.404.01	02	11	84296800	35.726.17	01	4
84292416	55.100.02	03	1	84296800	35.726.17	05	6
84292421	55.512.16	02	1	84296800	35.726.18	01	4
84292424	55.512.17	02	1	84296804	35.726.16	03	15
84292428	88.035.01		23	84296804	35.726.17	01	5
84292795	35.726.08	04	2	84296804	35.726.17	05	7
84292801	35.724.07	01	16	84296804	35.726.18	01	5
84292801	39.125.01	01	37	84296814	35.724.09	01	6
84293009	35.701.06	02	8	84296826	35.726.16	03	9
84293011	35.701.06	02	7	84296826	35.726.17	01	8
84293019	35.701.06	01	7	84296826	35.726.18	01	9
84293019	35.701.06	02	9	84296859	35.726.16	03	7
84293020	35.701.06	01	14	84296859	35.726.17	01	7
84293020	35.701.06	02	16	84296859	35.726.17	05	10
84293020	35.701.06	03	5	84296859	35.726.18	01	8
84293154	35.701.08	01	19	84296861	35.726.16	03	8
84293154	35.701.08	02	19	84296861	35.726.17	01	10
84293154	35.701.15	01	9	84296861	35.726.17	05	15
84293154	35.701.16	01	9	84296861	35.726.18	01	11
84293154	35.701.16	02	9	84296862	35.726.16	03	10
84293158	35.701.08	01	17	84296862	35.726.17	01	9
84293158	35.701.08	02	17	84296862	35.726.17	05	8
84293160	35.701.08	01	18	84296862	35.726.18	01	10
84293160	35.701.08	02	18	84297406	35.701.14	01	1
84293447	10.212.01	01	5	84297407	35.701.14	01	2

INDEX - INDICE - INDEX - ZAHLENVERZEICHNIS - INDICE - INDICE - INDHOLD - INHOUD

Number	Figure	Sequence	Ref.	Number	Figure	Sequence	Ref.
84297603	35.730.02	01	4	84319919	90.158.01	01	18
84298013	35.750.01	01	11	84319919	90.158.02	01	13
84299393	35.737.01	01	26	84319950	35.740.01	01	3
843-1516	35.726.35	01	2	84321337	35.740.01	01	15
84300023	35.732.01	05	19	84321897	35.730.03	01	3
84300023	39.102.01	01	13	84323192	35.738.04	01	3
84300169	39.121.06	01	15	84323736	10.106.07	01	2
84300173	39.121.06	01	15	84323737	10.106.07	01	7
84300757	39.121.06	01	9	84325520	35.732.01	02	20
84300765	55.100.20	01	6	84325529	35.732.01	02	21
84300835	90.120.10	01	5	84325932	35.732.01	02	23
84301332	21.104.03	01	5	84325989	10.402.09	01	
84301388	39.125.02	01	21	84326034	10.212.01	01	18
84301390	39.125.02	01	13	84326090	35.106.01	01	17
84303417	88.088.02		7	84326305	39.100.02	01	7
84303420	39.121.04	01	18	84326988	39.105.02	01	5
84303525	35.737.01	01	24	84327011	41.200.02	01	29
84304025	35.730.04	01	1	84327511	21.100.01	01	3
84304990	05.001.01	02	1	84327511	21.112.04	01	2
84305540	35.738.02	01	1	84327511	21.140.01	02	
84305540	35.740.02	01	7	84327511	21.154.01	03	
84305919	90.120.10	01	10	84327511	21.154.02	03	
84305928	90.120.10	01	9	84327511C	21.100.01	01	3
84306037	90.120.10	01	2	84327511C	21.112.04	01	2
84307492	35.701.13	01	7	84327511C	21.140.01	02	
84307497	35.701.13	01	6	84327511C	21.154.01	03	
84307626	35.701.13	01	4	84327511C	21.154.02	03	
84307629	35.701.13	01	5	84327511R	21.100.01	01	3
84308123	35.732.01	05	20	84327511R	21.112.04	01	2
84312236	88.035.01		12	84327511R	21.140.01	02	
84312313	88.035.01		4	84327511R	21.154.01	03	
84314682	88.035.01		3	84327511R	21.154.02	03	
84315193	35.726.17	01	11	84327512	21.100.01	01	4
84315193	35.726.17	05	11	84327512	21.112.04	01	2
84315193	35.726.18	01	12	84327512	21.140.01	02	
84317837	39.121.06	01	10	84327512	21.154.01	03	
84318337	35.726.31	03	12	84327512	21.154.02	03	
84318713	84.104.02	01	5	84327512	21.154.03	03	
84318713	84.104.02	01	8	84327512C	21.100.01	01	4
84318729	84.104.02	01	10	84327512C	21.112.04	01	2
84318736	84.104.02	01	9	84327512C	21.140.01	02	
84318739	84.104.02	01	6	84327512C	21.154.01	03	
84318739	84.104.02	01	8	84327512C	21.154.02	03	
84319013	90.108.01	01	10	84327512C	21.154.03	03	
84319035	90.108.09	05	17	84327512R	21.100.01	01	4
84319035	90.108.09	06	17	84327512R	21.112.04	01	2
84319552	35.740.01	01	5	84327512R	21.140.01	02	
84319555	35.740.01	01	6	84327512R	21.154.01	03	
84319919	90.154.02	01	43	84327512R	21.154.02	03	
84319919	90.156.04	01	6	84327512R	21.154.03	03	

Number	Figure	Sequence	Ref.	Number	Figure	Sequence	Ref.
84327674	35.724.09	01	15	84342285	55.512.17	01	11
84327782	90.150.04	01	8	84342644	35.738.02	01	30
84327783	90.150.04	01	9	84342644	35.740.02	01	4
84327784	90.150.04	01	7	84343074	35.740.01	02	8
84327785	90.150.04	01	6	84343074	35.740.02	01	14
84328358	55.100.40	01	6	84343076	35.740.01	02	7
84328358	55.512.17	01	16	84343076	35.740.02	01	13
84328810	35.726.08	01	12	84347956	10.220.01	01	21
84328907	90.100.10	01	5	84347958	10.220.01	01	14
84328909	90.100.10	01	26	84348221	35.726.31	03	22
84329587	05.100.01	01	87	84348245	35.726.31	03	16
84329587	35.750.01	01	22	84348263	35.726.31	03	14
84329867	35.106.01	01	19	84348784	35.701.17	03	1
84329867	41.200.02	01	30	84350086	35.701.06	02	1
84332787	35.726.08	02	9	84350091	35.701.06	02	2
84332788	35.726.08	02	10	84350093	35.701.06	02	3
84333098	39.121.05	01	15	84350095	35.701.06	01	4
84334022	82.100.02	02	4	84350095	35.701.06	02	4
84335369	35.701.15	01	11	84351615	35.701.11	01	5
84335369	35.701.16	01	11	84353714	10.102.03	02	9
84335369	35.701.16	02	11	84354910	35.726.24	01	8
84336208	35.730.04	01	29	84355708	35.150.01	01	1
84336838	21.134.01	03	16	84355708	35.726.16	02	2
84336838	55.100.30	01	1	84355708	35.726.17	03	9
84336851	21.104.03	01	1	84355708	35.726.17	04	2
84336876	21.154.09	03	7	84355708	35.726.18	02	2
84339224	05.100.01	01	116	84358586	41.200.02	01	11
84339224	90.158.02	01	6	84359870	35.738.02	01	4
84339225	05.100.01	01	115	84359870	35.740.02	01	9
84339225	90.158.01	01	1	84360628	35.738.02	01	27
84342262	55.512.15	02	11	84367031	21.133.02	03	2
84342263	55.512.15	01	1	84367032	21.133.02	03	3
84342263	55.512.15	02		84367033	21.133.02	03	5
84342264	55.512.15	02	11	84367034	21.133.02	03	6
84342265	55.512.13	01	1	84367035	21.133.02	03	7
84342268	55.512.15	03	11	84367036	21.133.02	03	7
84342270	55.512.15	03	11	84367037	21.133.02	03	7
84342271	55.512.15	01	1	84367038	21.133.02	03	7
84342271	55.512.15	03		84367039	21.133.02	03	8
84342274	55.100.03	01	1	84367040	21.133.02	03	9
84342275	55.100.03	01	1	84367041	21.133.02	03	10
84342276	55.100.01	01	1	84367042	21.133.02	03	12
84342276	55.100.03	01	1	84367043	21.133.02	03	13
84342277	55.100.03	01	1	84367044	21.133.02	03	14
84342280	39.100.02	01	27	84367045	21.133.02	03	15
84342282	55.100.03	01	2	84367046	21.133.02	03	16
84342283	88.035.01		21	84367047	21.133.02	03	17
84342284	55.512.21	01	4	84367048	21.133.02	03	18
84342285	05.100.01	01	48	84367049	21.133.02	03	11
84342285	55.100.40	01	12	84367050	21.133.02	03	20

Number	Figure	Sequence	Ref.	Number	Figure	Sequence	Ref.
84367051	21.133.02	03	21	84388214	90.156.04	01	2
84367052	21.133.02	03	22	84388217	90.154.02	01	42
84367053	21.133.02	03	23	84388220	90.156.04	01	4
84367054	21.133.02	03	24	84388222	90.154.02	01	40
84367056	21.133.02	03	26	84389775	35.726.20	01	25
84367057	21.133.02	03	27	84389775	35.726.25	02	14
84367058	21.133.02	03	28	84391231	35.726.10		14
84367060	21.134.01	03	1	84391232	35.701.08	01	13
84367061	21.134.01	03	4	84391232	35.701.08	02	13
84367062	21.134.01	03	5	84391738	35.726.37	02	6
84367063	21.134.01	03	8	84394685	35.726.23	01	10
84367064	21.134.01	03	10	84394685	35.726.24	01	10
84367065	21.134.01	03	11	84395081	35.726.23	01	11
84367066	21.134.01	03	13	84395081	35.726.24	01	11
84367067	21.134.01	03	15	84397079	35.701.06	01	3
84367646	35.726.37	02	3	84397643	90.160.01	01	1
84367726	35.737.01	01	9	84397644	90.150.02	02	1
84367726	35.738.02	01	10	84397644	90.150.03	02	1
84367726	35.740.02	01	31	84398005	33.202.04	01	5
84367828	39.125.01	01	28	84398009	33.202.04	01	4
84367828	39.125.02	01	3	84398074	50.200.17	01	6
84369307	33.202.06	01	1	84398267	35.726.19	03	4
84369307	33.202.09	01	4	84398267	35.726.19	04	2
84371937	10.212.01	01	19	84398269	35.726.19	01	2
84373235	90.108.09	02	9	84398269	35.726.19	02	2
84373235	90.108.09	03	9	84399174	35.726.08	01	13
84373395	35.738.02	01	28	84399303	90.118.01	01	4
84373395	35.740.02	01	37	84399305	35.726.36	03	4
84375719	88.035.02		2	84399479	21.112.04	02	22
84376130	90.154.02	01	27	844-10020	55.100.02	01	9
84376313	88.088.03		2	844-10020	55.100.20	01	2
84376314	88.088.03		1	844-10020	55.512.14	01	8
84376464	88.035.01		1	844-10020	55.512.16	02	9
84376467	88.035.01		11	844-10020	55.512.17	02	9
84376468	88.035.01		15	844-10025	55.301.07	01	15
84376470	88.035.01		19	844-10025	55.301.08	01	14
84376511	88.035.01		2	844-10025	55.301.08	02	13
84377302	88.035.01		10	844-10035	55.201.01	01	9
84377870	35.726.37	02	1	844-10110	82.100.04	01	6
84378684	90.154.02	01	29	844-6025	55.100.02	01	6
84383461	05.100.01	01	105	844-6025	55.512.14	01	9
84383461	10.402.09	01	5	844-6025	55.512.16	02	6
84386030	41.200.02	01	12	844-6025	55.512.17	02	6
84386222	41.200.02	01	13	844-6025	90.100.11	02	22
84386573	55.100.03	01	4	84401820	35.730.03	01	2
84386573	55.512.18	01	3	84402246	10.246.01	01	2
84386573	55.512.18	01	3	84402247	10.246.01	01	3
84386573	55.512.19	01	2	84402268	10.218.05	01	1
84386573	55.512.20	01	3	84402270	10.206.01	01	1
84387063	25.100.01	01	16	84402272	10.218.04	01	1

INDEX - INDICE - INDEX - ZAHLENVERZEICHNIS - INDICE - INDICE - INDHOLD - INHOUD

Number	Figure	Sequence	Ref.	Number	Figure	Sequence	Ref.
84402273	10.218.04	01	2	84418418	84.102.03	01	10
84402275	10.218.05	01	3	84418418	84.108.01	01	10
84402280	10.218.05	03	3	84418418	84.108.01	02	10
84402689	90.154.02	01	39	84418866	50.200.17	01	8
84403847	05.100.01	01	3	84419702	35.726.20	01	28
84403847	10.206.01	01	6	84419702	35.726.25	02	15
84403979	90.158.01	01	12	84421594	35.738.02	01	17
84403979	90.158.02	01	4	84421594	35.738.04	01	1
84403980	90.154.02	01	41	84421594	35.740.01	01	13
84403980	90.156.04	01	28	84421594	35.740.02	01	2
84405129	90.154.02	01	33	84421594C	35.738.02	01	17
84405440	35.726.08	01	2	84421594C	35.738.04	01	1
84405560	35.701.06	01	1	84421594C	35.740.01	01	13
84405560	35.701.06	03	4	84421594C	35.740.02	01	2
84405562	35.701.06	01	2	84421594R	35.738.02	01	17
84405562	35.701.06	03	3	84421594R	35.738.04	01	1
84405934	90.154.07	01	8	84421594R	35.740.01	01	13
84405935	90.154.07	01	7	84421594R	35.740.02	01	2
84407245	35.726.20	01	3	84421597	35.701.11	01	1
84407248	35.726.20	01	2	84421597	35.736.02	01	1
84407250	35.726.20	01	1	84421597	39.125.01	01	9
84408246	35.740.01	01	19	84421600	35.701.13	01	1
84409696	39.100.02	01	1	84421600	35.738.01	01	1
84409739	39.121.03	01	3	84421600	39.125.02	01	8
84410183	90.150.02	01	8	84421603	35.726.31	03	18
84411069	35.732.01	02	17	84421603	35.732.01	01	1
84412151	35.150.15	01		84421603C	35.726.31	03	18
84412541	35.730.04	01	17	84421603C	35.732.01	01	1
84413043	35.701.08	01	23	84421603R	35.726.31	03	18
84413043	35.701.08	02	23	84421603R	35.732.01	01	1
84415880	10.212.01	01	4	84421604	35.726.31	03	2
84416396	35.750.04	01	1	84421604	35.732.01	01	1
84416559	84.104.02	01	1	84421604C	35.726.31	03	2
84416561	84.104.02	01	1	84421604C	35.732.01	01	1
84416569	84.104.02	01		84421604R	35.726.31	03	2
84416571	84.104.02	01		84421604R	35.732.01	01	1
84418141	84.108.01	01	13	84421678	35.740.01	02	1
84418142	84.108.01	01	1	84421678	35.740.01	03	1
84418155	84.108.01	01	4	84421678	35.740.02	01	1
84418169	84.102.03	01	13	84422084	35.726.23	01	2
84418170	84.102.03	01	1	84422084	35.726.24	01	2
84418175	84.102.03	01	4	84422084	35.726.37	01	1
84418184	84.104.03	01	4	84422094	35.726.37	01	2
84418198	84.106.01	01	4	84422097	35.726.37	01	3
84418210	84.108.01	02	13	84422630	82.100.02	01	
84418211	84.108.01	02	1	84422637	82.100.02	02	
84418215	84.108.01	02	4	84422709	82.100.03	01	
84418417	84.102.03	01	12	84423177	90.150.13	01	2
84418417	84.108.01	01	12	84423180	90.150.13	01	1
84418417	84.108.01	02	12	84424392	84.104.02	01	7

Number	Figure	Sequence	Ref.	Number	Figure	Sequence	Ref.
84425437	39.121.05	01	20	84527065	90.150.09	01	1
84425442	39.121.05	01	21	84530015	39.121.03	01	18
84426789	35.726.31	03	11	84530619	90.150.02	01	8
84426789	35.730.04	01	30	84531947	10.202.01	02	1
84426789	35.739.02	01	1	84531947	10.202.03	01	
84468286	35.701.15	01	1	84532957	10.214.01	01	16
84468295	35.701.08	01	15	84532958	10.214.01	01	15
84468295	35.701.08	02	15	84532960	10.214.01	01	6
84468306	35.726.26	01	5	84534427	35.732.01	02	18
84468322	35.726.26	01	4	84534623	37.140.01	01	5
84468361	90.108.01	01	11	84535296	25.100.01	01	15
84468418	21.140.01	01		84535296	25.100.02	01	2
84478049	90.100.04	01	21	84539366	35.701.16	01	5
84478803	35.701.17	03	4	84539575	90.108.09	02	2
84478803	35.726.37	01	4	84541850	82.100.01	01	
84487462	39.105.01	01	3	84542138	84.104.03	01	1
84490123	50.200.17	01	9	84542483	82.100.01	02	
84492069	90.108.01	01	1	84542549	82.100.01	03	
84492790	35.150.15	02		84542652	82.100.02	01	
84492790	35.726.17	03		84543382	84.106.01	01	1
84492791	88.088.01		1	84550644	10.246.01	01	1
84493112	90.108.01	01	7	84550650	10.246.01	01	1
84495411	90.108.01	01	4	84551146	35.730.03	01	1
84495413	90.108.01	01	2	84551146	35.737.01	01	1
84495417	90.108.01	01	6	84551146	39.105.01	01	1
84495419	90.108.01	01	3	84551185	10.218.03	01	1
84495423	90.108.01	01	5	84551192	10.218.03	01	1
84497745	90.158.02	01	7	84564418	10.220.01	01	26
84497746	90.158.01	01	2	84570393	55.520.02	01	7
84497747	90.154.07	01	9	84572046	55.514.01	01	29
84497773	10.012.03	01	1	84574630	35.737.01	01	25
84498309	35.724.07	01	20	84575645	10.102.03	03	8
84498473	41.204.05	01	1	84580949	90.108.01	01	12
84499076	90.150.05	01	8	84591172	90.154.02	01	13
84499092	35.106.01	01	29	84592327	25.100.03	01	3
845-6020	50.206.03	01	24	84592333	25.100.03	01	5
845-6020	55.100.02	02	3	84592334	25.100.03	01	2
845-6020	55.100.02	03	3	84592336	25.100.03	01	7
845-6020	55.512.15	02	1	84592341	25.100.03	01	4
845-6020	55.512.15	03	1	84594312	35.730.02	01	3
84513235	10.212.01	01	6	84598418	10.001.02	01	1
84514722	35.106.01	01	18	84598749	10.103.01	01	1
84514723	35.726.38	01	5	84598928	10.105.01	01	4
84514724	35.726.08	01	8	84600740	90.108.09	02	6
84515492	35.750.01	01	1	84989383	41.200.02	01	14
84519540	35.701.17	03	5	84989392	35.726.08	01	38
84520512	39.105.01	01	14	84989392	35.726.08	02	12
84522912	50.200.17	01	10	84989392	35.726.20	01	24
84524281	35.726.23	01	8	84989392	35.726.25	02	16
84524281	35.726.24	01	8	84989392	35.726.38	01	16

INDEX - INDICE - INDEX - ZAHLENVERZEICHNIS - INDICE - INDICE - INDHOLD - INHOUD

Number	Figure	Sequence	Ref.	Number	Figure	Sequence	Ref.
84989392	88.035.01		18	85811915	35.726.18	02	10
84989411	35.701.08	01	22	85811921	35.150.05	01	2
84989411	35.701.08	02	22	85811933	35.150.04	01	8
84989413	35.726.20	01	22	85811933	35.150.06	02	7
84989617	88.035.01		13	85811934	35.150.04	01	9
84989848	35.701.08	01	24	85811935	35.150.04	01	10
84989848	35.701.08	02	24	85811938	35.150.04	01	4
84989848	35.726.08	01	21	85811938	35.150.06	02	4
84989848	35.726.20	01	13	85811958	35.726.16	02	9
84989848	35.726.25	02	12	85812114	35.150.06	02	6
84989848	88.035.01		17	85812115	35.150.04	01	7
85801371	84.102.03	01	9	85819148	35.150.04	01	6
85801371	84.104.03	01	9	85819148	35.150.06	02	8
85801371	84.106.01	01	9	85819378	35.150.04	01	3
85801371	84.108.01	01	9	85820128	35.150.01	01	6
85801371	84.108.01	02	9	85820129	35.150.01	01	2
85801376	84.104.03	01	12	85820232	84.102.03	01	11
85801376	84.106.01	01	12	85820232	84.108.01	01	11
85801377	84.104.03	01	10	85820232	84.108.01	02	11
85801377	84.106.01	01	10	85821235	35.150.01	01	7
85801444	44.512.01	01	1	85821236	35.150.01	01	9
85801470	84.102.03	01	7	85821520	35.726.09	03	14
85801470	84.104.03	01	7	85824067	35.726.09	03	9
85801470	84.106.01	01	7	85824080	35.726.09	03	13
85801470	84.108.01	01	7	85824081	35.726.09	03	11
85801470	84.108.01	02	7	85824281	35.150.04	01	5
85801585	10.012.03	01	9	85824281	35.150.06	02	9
85801585	21.112.04	01	3	85825473	35.150.02	01	4
85801585	21.112.04	02	3	85825473	35.150.03	01	4
85801991	90.100.11	02	25	85825473	35.150.05	01	3
85801991	90.150.02	02	27	85825473	35.150.08	01	5
85801991	90.150.03	02	27	85825473	35.150.09	01	4
85801991	90.160.01	01	27	85825473	35.150.11	01	5
85802618	10.012.03	01	12	85825477	35.150.01	01	3
85802618	21.112.04	01	18	85826344	35.150.02	01	3
85802618	21.112.04	02	18	85826344	35.150.03	01	3
85802820	35.732.01	02	2	85826344	35.150.04	01	2
85802820	35.732.01	04	1	85826344	35.150.06	02	5
85802961	35.726.31	02	18	85826344	35.150.08	01	4
85802961	35.726.32	01	10	85826344	35.150.09	01	3
85803019	05.100.01	01	104	85826344	35.150.11	01	2
85803019	10.406.01	01		85826345	35.150.06	02	3
85804341	90.108.09	05	8	85827471	35.150.14	02	1
85805986	25.108.01	01	5	85827471	35.726.04	01	3
85811440	84.104.03	01	11	85827471	35.726.04	02	3
85811440	84.106.01	01	11	85827471	35.726.05	01	3
85811915	35.150.05	01	1	85827471	35.726.06	01	3
85811915	35.726.16	02	8	85827472	35.150.14	01	1
85811915	35.726.17	03	2	85827472	35.726.02	01	3
85811915	35.726.17	04	9	85827472	35.726.03	02	3

Number	Figure	Sequence	Ref.	Number	Figure	Sequence	Ref.
85827991	35.150.14	01	2	8605549	10.214.01	01	9
85827992	35.150.14	01	4	863-16070	25.108.02	01	8
85827992	35.150.14	02	4	864-10014	55.514.01	01	9
85827992	35.150.14	03	5	864-10025	21.133.02	01	17
85827993	35.150.14	01	6	864-10025	21.133.02	02	17
85827993	35.150.14	02	6	864-12030	35.106.01	01	8
85827993	35.150.14	03	7	864-5040	55.100.40	01	5
85827994	35.150.14	01	7	864-5040	55.512.17	01	5
85827994	35.150.14	02	7	864-6025	27.100.09	01	8
85827994	35.150.14	03	8	864-8025	21.133.02	01	6
85827995	35.150.14	01	8	864-8025	21.133.02	02	6
85827995	35.150.14	02	8	864-8055	35.726.09	02	13
85827995	35.150.14	03	9	86500689	35.701.04	01	5
85827996	35.150.14	01	9	86500689	35.701.06	01	21
85827996	35.150.14	02	9	86500689	35.701.06	02	23
85827996	35.150.14	03	10	86500689	35.701.06	03	18
85827997	35.150.14	01	10	86500689	35.701.14	01	7
85827997	35.150.14	02	10	86500689	35.726.20	01	18
85827997	35.150.14	03	11	86500689	35.740.01	02	15
85827998	35.150.14	01	12	86507198	05.100.01	01	7
85827998	35.150.14	02	12	86507198	55.518.05	01	3
85827998	35.150.14	03	13	86507198	55.518.07	01	11
85827999	35.150.14	01	13	86508568	10.212.01	01	2
85827999	35.150.14	02	13	86508569	90.154.02	01	35
85827999	35.150.14	03	14	86508571	55.100.40	01	14
85828000	35.150.14	01	14	86508571	55.512.17	01	18
85828000	35.150.14	02	14	86508574	33.110.04	01	21
85828000	35.150.14	03	15	86508618	35.726.20	01	19
85828001	35.150.14	01	15	86517328	88.090.01		35
85828001	35.150.14	02	15	86537133	05.100.01	01	59
85828001	35.150.14	03	16	86556176	05.100.01	01	6
85828002	35.150.14	01	16	86566268	35.730.04	01	18
85828002	35.150.14	02	16	86592701	39.106.01	01	2
85828002	35.150.14	03	17	86592702	39.125.02	01	14
85828003	35.150.14	01	17	86596853	35.726.08	01	34
85828003	35.150.14	02	17	86616248	55.408.01	01	10
85828003	35.150.14	03	18	86619908	05.100.01	01	82
85828004	35.150.14	02	2	86619908	10.254.12	01	7
85828005	35.150.14	01	11	86624132	41.200.02	01	15
85828005	35.150.14	02	11	86624184	88.090.01		43
85828005	35.150.14	03	12	86625034	35.701.13	01	8
85828013	35.150.14	01	3	86625074	88.090.01		42
85828015	35.150.14	02	3	86625077	90.100.09	01	9
85828015	35.150.14	03	3	86625077	90.100.10	01	14
85828048	35.150.14	03	2	86625128	35.150.15	01	13
85828054	35.150.14	03	4	86625128	35.150.15	03	13
85828061	35.150.14	03	19	86625128	35.150.16	01	12
86014151	10.254.12	01	27	86625128	35.150.16	02	10
8603094	90.108.09	03	3	86625128	55.404.01	01	21
8603095	90.108.09	02	3	86625139	88.090.01		39

INDEX - INDICE - INDEX - ZAHLENVERZEICHNIS - INDICE - INDICE - INDHOLD - INHOUD

Number	Figure	Sequence	Ref.	Number	Figure	Sequence	Ref.
86625149	39.125.01	01	24	86992247	90.160.01	01	10
86625149	39.125.02	01	11	86992395	55.201.01	01	10
86625170	50.104.01	01	9	86992395	55.201.03	01	
86625195	35.750.01	01	13	86992395C	55.201.01	01	10
86625246	35.724.06	01	10	86992395C	55.201.03	01	
86625246	35.724.07	02	9	86992395GV	55.201.01	01	
86625252	35.750.04	01	2	86992395GV	55.201.03	01	
86625256	90.100.02	01	18	86992395R	55.201.01	01	10
86625260	82.100.02	02	7	86992395R	55.201.03	01	
86633351	88.090.01		37	86992977	90.150.09	01	3
86637996	35.726.20	01	29	86992977	90.150.11	01	11
86639060	35.726.20	01	4	86992980	90.108.09	03	12
86639084	35.726.20	01	5	86992981	90.108.09	03	4
86639294	35.724.04	01	22	86993546	21.112.04	01	10
86639294	35.724.04	01	7	86993546	21.112.04	02	10
86639294	35.724.05	01	24	86994165	90.120.04	02	11
86639294	35.724.05	01	8	87000146	35.738.02	01	9
86639315	90.100.11	02	8	87000146	35.740.02	01	5
86642312	35.701.03	01	10	87000228	05.100.01	01	78
86976679	10.202.03	01	4	87000228	50.206.03	01	27
86980404	35.726.31	02	10	87000312	35.150.15	02	19
86980404	35.726.33	01	11	87000312	35.150.15	03	17
86982435	35.738.01	01	15	87000312	35.150.16	01	16
86982435	35.740.01	03	4	87000312	35.150.16	03	15
86982437	35.701.03	01	19	87016468	33.202.06	01	22
86982438	35.736.02	01	4	87016877	88.035.01		7
86982439	35.739.02	01	23	87016915	35.701.08	02	9
86982441	35.738.04	01	4	87016943	39.121.03	01	21
86982442	35.732.01	01	3	87016943	39.121.03	01	7
86982443	35.730.02	01	8	87016943	39.121.04	01	7
86982443	35.730.03	01	4	87016943	39.121.05	01	10
86982522	05.100.01	01	6	87017578	41.200.02	01	16
86982522	10.202.03	01	2	87019103	35.724.04	01	24
86982523	05.100.01	01	7	87019103	35.724.04	01	9
86982523	10.202.03	01	3	87019103	35.724.05	01	10
86983325	90.150.10	01	18	87019103	35.724.05	01	26
86984155	50.200.17	01	5	87019767	21.112.04	01	7
86984544	35.726.09	03	2	87019767	21.112.04	02	6
86984545	35.726.09	03	6	87020181	21.115.01	01	9
86984547	35.726.09	03	5	87037462	90.120.04	02	8
86984547	35.726.31	01	22	87037944	35.150.15	01	4
86984547	84.120.01	01	7	87037944	35.150.15	02	4
86984549	35.726.09	03	17	87037944	35.150.15	03	4
86989616	35.726.09	03	27	87037944	35.150.16	01	4
86990837	25.100.02	01	1	87037944	35.150.16	02	4
86990837	25.100.08	01		87037944	35.150.16	03	4
86992243	90.100.11	02	3	87039401	90.154.07	01	5
86992245	90.150.03	02	10	87039401	90.156.04	01	13
86992247	90.100.11	02	3	87041331	35.726.09	01	2
86992247	90.150.02	02	10	87041331	35.726.31	01	26

INDEX - INDICE - INDEX - ZAHLENVERZEICHNIS - INDICE - INDICE - INDHOLD - INHOUD

Number	Figure	Sequence	Ref.	Number	Figure	Sequence	Ref.
87041331	35.726.34	01	14	87308838	35.150.16	02	5
87301325	10.406.01	01	4	87308838	35.150.16	03	8
87301351	35.724.03	01		87308839	35.150.15	01	10
87301355	10.406.04	01	5	87308839	35.150.15	02	10
87301687	10.254.12	01	33	87308839	35.150.15	03	10
87301687	55.512.15	02	7	87308839	35.150.16	01	10
87301687	55.512.15	03	7	87308839	35.150.16	02	6
87301972	05.100.01	01	35	87308839	35.150.16	03	10
87301972	55.514.01	01	13	87309482	35.726.31	01	1
87301973	05.100.01	01	36	87309656	10.254.11	01	1
87301973	55.514.01	01	12	87309923	35.726.09	01	13
87302733	35.726.23	01	7	87309924	35.726.09	01	12
87302733	35.726.24	01	7	87310085	35.726.09	01	7
87303182	35.726.09	01	10	87310085	88.090.01		31
87303844	35.701.08	01	21	87310086	90.100.09	01	5
87303844	35.701.08	02	21	87310096	21.115.01	01	2
87303844	35.701.15	01	25	87310096	35.726.36	03	8
87303844	35.726.38	01	3	87310096	90.118.01	01	5
87305413	35.726.09	01	34	87310098	35.726.09	03	29
87307656	35.726.09	01	9	87310098	55.404.01	01	14
87307893	90.108.09	03	15	87310098	90.100.10	01	3
87308118	90.120.04	02	1	87310098	90.100.11	02	1
87308119	90.120.04	02	2	87310098	90.150.02	02	12
87308127	90.120.04	02	3	87310098	90.150.03	02	12
87308128	90.120.04	02	7	87310098	90.160.01	01	12
87308130	90.120.04	02		87310109	39.100.02	01	19
87308131	90.120.04	02	13	87310124	35.726.30	02	1
87308132	90.120.04	02	14	87310124	35.726.34	01	2
87308132	90.120.06	01	7	87310124	90.100.09	01	12
87308141	90.120.04	02	15	87310124	90.100.09	01	13
87308142	90.120.04	02		87310126	35.726.31	01	3
87308143	90.120.04	02		87310126	35.726.34	01	1
87308144	90.120.04	02	16	87310126	90.100.10	01	16
87308145	90.120.04	02		87310126	90.100.11	01	3
87308146	90.120.04	02	17	87310126	90.100.11	02	10
87308147	90.120.04	02	18	87310126	90.150.02	02	22
87308148	90.120.04	02		87310126	90.150.03	02	22
87308149	90.120.04	02	19	87310126	90.160.01	01	22
87308150	90.120.04	02	20	87310127	90.100.10	01	17
87308151	90.120.04	02	21	87310127	90.150.02	02	26
87308152	90.120.04	02	5	87310127	90.150.03	02	26
87308153	90.120.04	02	4	87310127	90.160.01	01	26
87308154	90.120.04	02	6	87310128	90.100.10	01	18
87308157	90.120.04	02	1	87310128	90.150.11	01	1
87308158	90.120.04	02	2	87310139	35.726.31	01	7
87308159	90.120.04	02	3	87310139	35.726.34	01	5
87308838	35.150.15	01	8	87310144	90.100.11	02	23
87308838	35.150.15	02	8	87310146	90.100.10	01	24
87308838	35.150.15	03	8	87310146	90.150.02	02	24
87308838	35.150.16	01	8	87310146	90.150.03	02	24

INDEX - INDICE - INDEX - ZAHLENVERZEICHNIS - INDICE - INDICE - INDHOLD - INHOUD

Number	Figure	Sequence	Ref.	Number	Figure	Sequence	Ref.
87310146	90.160.01	01	24	87344859	90.158.02	01	3
87310147	90.150.02	02	39	87344860	90.154.02	01	3
87310147	90.150.03	02	39	87344860	90.156.04	01	15
87310147	90.160.01	01	39	87344860	90.156.05	01	18
87310149	90.120.04	01	5	87344860	90.158.01	01	6
87310149	90.120.06	01	17	87344860	90.158.02	01	21
87310152	90.100.09	01	2	87345006	10.220.01	01	8
87310154	90.150.09	01	7	87346606	90.120.06	01	2
87310156	35.726.31	01	8	87346607	90.120.06	01	3
87310156	35.726.34	01	6	87346611	90.120.06	01	4
87310176	90.150.11	01	6	87346612	90.120.06	01	5
87310177	90.150.09	01	10	87346615	90.120.06	01	6
87310184	90.100.10	01	20	87346625	90.120.06	01	8
87310185	90.150.09	01	2	87346633	90.120.06	01	9
87310185	90.150.11	01	8	87346634	90.120.06	01	10
87310186	35.726.09	01	30	87353191	10.414.01	01	1
87310186	90.100.11	02	2	87359470	88.035.01		6
87310186	90.150.02	02	11	87360280	10.212.01	01	9
87310186	90.150.03	02	11	87360280	35.750.01	01	2
87310186	90.160.01	01	11	87363628	35.150.01	01	4
87311219	21.109.02	01	8	87366515	88.088.03		3
87311572	90.120.04	01	3	87367622	10.406.01	01	7A
87311572	90.120.06	01	16	87375240	82.100.02	02	8
87312712	55.512.14	02	1	87378776	10.220.01	01	9
87313544	44.520.03	01	4	87382812	35.724.03	01	17
87316213	10.105.01	01	4	87382812	35.724.07	01	17
87316944	10.105.01	02	4	87389813	35.732.01	05	4
87316944	10.105.01	04	4	87390559	90.108.09	03	11
87317243	10.105.01	01	1	87393270	44.511.01	01	5
87317252	10.105.01	02	1	87393292	05.100.01	01	2
87317252	10.105.01	04	1	87393292	50.200.08	01	9
87324160	39.100.02	01	17	87393627	35.738.02	01	23
87331950	35.106.01	01	20	87393627	35.740.01	01	14
87331950	35.726.08	01	5	87393627	35.740.01	02	17
87331950	35.726.31	01	12	87393627	35.740.02	01	32
87331950	41.200.02	01	17	87395300	21.100.01	01	1
87336843	90.108.09	03	16	87395300	21.104.03	01	
87337149	05.100.01	01	72	87395300	21.112.01	02	
87337149C	05.100.01	01	72	87395300	21.112.04	02	2
87337149R	05.100.01	01	72	87395300	21.133.02	01	
87338053	35.701.06	01	22	87395300	21.134.01	01	
87338053	35.701.17	02	10	87395300	21.140.01	01	
87338681	90.120.06	01	1	87395300	21.154.01	01	
87340008	10.414.01	02	9	87395300	21.154.02	01	
87340753	10.220.02	01	9	87395300	21.154.09	01	
87340754	10.220.01	01	20	87395300C	21.100.01	01	1
87343247	55.404.01	01	1	87395300C	21.104.03	01	
87344859	90.154.02	01	4	87395300C	21.112.01	02	
87344859	90.156.04	01	19	87395300C	21.112.04	02	2
87344859	90.158.01	01	10	87395300C	21.133.02	01	

INDEX - INDICE - INDEX - ZAHLENVERZEICHNIS - INDICE - INDICE - INDHOLD - INHOUD

Number	Figure	Sequence	Ref.	Number	Figure	Sequence	Ref.
87395300C	21.134.01	01		87395365	25.106.01	01	
87395300C	21.140.01	01		87395365	25.108.01	01	
87395300C	21.154.01	01		87395365	25.310.01	01	
87395300C	21.154.02	01		87395365	41.216.06	01	
87395300R	21.100.01	01	1	87395365C	25.100.01	01	
87395300R	21.104.03	01		87395365C	25.102.01	01	
87395300R	21.112.01	02		87395365C	25.104.01	01	
87395300R	21.112.04	02	2	87395365C	25.108.01	01	
87395300R	21.133.02	01		87395365C	25.310.01	01	
87395300R	21.134.01	01		87395365C	41.216.06	01	
87395300R	21.140.01	01		87395365R	25.100.01	01	
87395300R	21.154.01	01		87395365R	25.102.01	01	
87395300R	21.154.02	01		87395365R	25.104.01	01	
87395300R	21.154.09	01		87395365R	25.108.01	01	
87395301	21.100.01	01	2	87395365R	25.310.01	01	
87395301	21.104.03	02		87395365R	41.216.06	01	
87395301	21.112.01	01		87395372	27.100.08	01	1
87395301	21.112.04	02	2	87395372	27.100.09	01	
87395301	21.133.02	02		87395372	27.100.11	01	
87395301	21.134.01	02		87395372	27.120.02	01	
87395301	21.134.05	01		87395372C	27.100.08	01	
87395301	21.154.01	02		87395372C	27.100.09	01	
87395301	21.154.02	02		87395372C	27.100.11	01	
87395301	21.154.03	02		87395372C	27.120.02	01	
87395301	21.154.09	02		87395372R	27.100.08	01	
87395301C	21.100.01	01	2	87395372R	27.100.09	01	
87395301C	21.104.03	02		87395372R	27.100.11	01	
87395301C	21.112.01	01		87395372R	27.120.02	01	
87395301C	21.112.04	02	2	87395724	90.108.09	02	13
87395301C	21.133.02	02		87396228	10.254.12	01	24
87395301C	21.134.01	02		87397601	10.254.12	01	1
87395301C	21.134.05	01		87399491	90.120.04	01	2
87395301C	21.154.01	02		87399491	90.120.04	02	
87395301C	21.154.02	02		87399492	90.120.04	01	1
87395301C	21.154.03	02		87399492	90.120.04	02	
87395301C	21.154.09	02		87399709	90.100.10	01	29
87395301R	21.100.01	01	2	87400175	25.310.01	01	
87395301R	21.104.03	02		87400286	25.100.08	01	6
87395301R	21.112.01	01		87400286	25.102.01	01	8
87395301R	21.112.04	02	2	87401203	35.726.30	01	2
87395301R	21.133.02	02		87401203	35.726.36	01	2
87395301R	21.134.01	02		87403835	55.301.07	01	1
87395301R	21.134.05	01		87403835	55.301.08	01	1
87395301R	21.154.01	02		87406924	05.100.01	01	91
87395301R	21.154.02	02		87406924	90.100.10	01	9
87395301R	21.154.03	02		87406934	21.112.04	01	11
87395301R	21.154.09	02		87406934	21.112.04	02	11
87395365	25.100.01	01	1	87407206	55.100.20	01	9
87395365	25.102.01	01		87408888	90.120.04	01	7
87395365	25.104.01	01		87408888	90.120.06	01	14

INDEX - INDICE - INDEX - ZAHLENVERZEICHNIS - INDICE - INDICE - INDHOLD - INHOUD

Number	Figure	Sequence	Ref.	Number	Figure	Sequence	Ref.
87408889	90.120.04	01	8	87418360	10.406.01	01	16
87408889	90.120.06	01	14	87418368	35.726.09	03	23
87409201	21.112.04	01	9	87418369	35.726.09	03	24
87409201	21.112.04	02	9	87418516	35.726.30	01	1
87410105	05.100.01	01	46	87418516	35.726.36	01	1
87410105	55.512.21	01	1	87419615	10.254.12	01	23
87410196	10.254.06	01	3	87420672	35.726.31	03	9
87410265	10.254.12	01	21	87420673	35.726.31	03	19
87410602	05.100.01	01	41	87421918	35.701.14	01	9
87410602	10.254.12	01	10	87421920	35.701.14	01	10
87411083	35.726.19	02	3	87422239	35.726.30	01	13
87411083	35.726.19	03	1	87422239	35.726.36	01	11
87411084	35.726.19	01	3	87422241	35.726.30	01	14
87411084	35.726.19	02	3	87422241	35.726.36	01	12
87411084	35.726.19	04	3	87422243	35.726.30	01	15
87412060	90.100.02	01	20	87422243	35.726.36	01	13
87413162	10.254.12	01	28	87422245	35.726.30	01	17
87413674	90.108.09	02	1	87422245	35.726.36	01	15
87413676	90.108.09	05	2	87422247	35.726.30	01	18
87413683	90.108.09	05	6	87422247	35.726.36	01	16
87413685	90.108.09	05	3	87422249	35.726.30	01	19
87413688	90.108.09	05	5	87422249	35.726.36	01	18
87413692	90.108.09	05	12	87422597	21.109.02	01	12
87413722	35.739.02	01	12	87422598	21.109.02	01	13
87414237	10.254.12	01	12	87423067	35.701.17	01	7
87414560	10.214.01	01	5	87423401	35.726.08	01	39
87414560	10.214.01	02	5	87423496	55.408.01	02	2
87415240	84.104.01	01	7	87423502	90.156.03	01	11
87415243	05.100.01	01	18	87423503	90.156.03	01	9
87415931	10.012.03	01	3	87423531	10.254.11	01	9
87416475	90.120.04	02	12	87423802	05.100.01	01	47
87416976	35.726.32	02	13	87423802	55.512.20	01	4
87417383	10.254.12	01	6	87423802	55.512.21	01	2
87417383	39.100.02	01	15	87423812	90.108.01	02	16
87417599	35.359.01	01	4	87424267	35.150.15	01	15
87417599	35.701.08	01	2	87424267	35.150.15	02	16
87417599	35.701.08	02	2	87424267	35.150.15	03	14
87417599	35.724.03	01	36	87424267	35.150.16	01	13
87417601	35.724.07	01	18	87424267	35.150.16	03	13
87417721	35.106.01	01	21	87425117	35.726.22	01	1
87417721	35.359.01	01	5	87425122	35.726.22	01	4
87417721	35.701.08	01	3	87425225	35.726.08	01	35
87417721	35.701.08	02	3	87425225	35.726.10		2
87417721	35.701.15	01	6	87425696	35.726.09	01	27
87417721	35.701.16	01	6	87426227	35.724.09	01	9
87417721	35.701.16	02	6	87426227	35.724.10	01	10
87417721	35.701.17	01	8	87426233	35.724.09	01	5
87417721	35.724.03	01	37	87426233	35.724.10	01	6
87417721	55.408.01	02	1	87426235	35.724.09	01	10A
87417721	90.100.04	01	23	87426235	35.724.10	01	11A

Number	Figure	Sequence	Ref.	Number	Figure	Sequence	Ref.
87426238	35.724.09	01	14	87429974	21.154.09	01	
87426238	35.724.10	01	15	87429974	21.154.09	02	
87426238	35.726.16	03	12	87429978	21.134.05	01	
87426238	35.726.17	01	12	87429982	21.112.01	01	28
87426238	35.726.17	05	12	87429982	21.112.01	02	28
87426238	35.726.18	01	13	87429983	21.140.01	01	27
87426716	35.724.09	01	11	87429983	21.140.01	02	26
87426716	35.724.10	01	12	87429984	21.140.01	01	24
87426717	35.724.09	01	10	87429984	21.140.01	02	24
87426717	35.724.10	01	11	87429985	21.112.01	01	25
87426963	90.156.03	01	21	87429985	21.112.01	02	19
87426964	90.156.03	01	23	87429985	21.133.02	01	22
87426969	90.156.03	01	26	87429985	21.133.02	02	22
87427775	35.726.09	01	3	87429994	21.133.02	01	3
87428023	35.150.15	01	3	87429994	21.133.02	02	3
87428023	35.150.15	02	3	87430677	35.726.22	01	16
87428023	35.150.15	03	3	87431300	35.726.09	01	19
87428023	35.150.16	01	3	87431301	35.726.09	01	18
87428023	35.150.16	02	3	87431701	27.110.02	01	1
87428023	35.150.16	03	16	87431799	10.012.03	01	7
87428486	35.726.16	03	13	87432811	84.120.01	01	6
87428486	35.726.17	01	13	87433005	35.726.09	01	25
87428486	35.726.17	05	13	87433006	35.726.09	01	24
87428486	35.726.18	01	7	87433007	35.726.09	01	23
87428491	35.726.16	03	2	87433008	35.726.09	01	22
87428491	35.726.17	05	2	87433030	35.726.16	03	4
87428492	35.726.16	03	3	87433030	35.726.17	01	2
87428492	35.726.17	05	3	87433030	35.726.17	05	4
87428495	35.726.16	03	5	87433030	35.726.18	01	2
87428495	35.726.17	01	3	87433401	55.100.20	01	3
87428495	35.726.17	05	5	87433401	55.201.01	01	8
87428495	35.726.18	01	3	87434049	90.118.01	01	9
87428573	90.156.03	01	22	87434050	90.118.01	01	10
87428645	35.724.07	01	19	87434070	35.106.02	01	
87429163	90.108.09	06	14	87434075	35.106.02	01	2
87429186	10.012.03	01	2	87434076	35.106.02	01	3
87429817	05.100.01	01	55	87434077	35.106.02	01	4
87429817	82.100.02	01	8	87434621	35.150.14	03	1
87429818	05.100.01	01	24	87434621	35.726.07	01	3
87429818	82.100.02	01	3	87434672	35.106.01	01	22
87429948	50.200.08	01	6	87434672	35.106.02	01	
87429949	50.200.08	01	13	87434672C	35.106.01	01	
87429950	50.200.08	01	1	87434672C	35.106.02	01	
87429951	50.200.08	01	4	87434672R	35.106.01	01	
87429952	50.200.08	01	7	87434672R	35.106.02	01	
87429970	21.154.01	01	1	87434771	90.108.09	06	12A
87429970	21.154.01	02	1	87434783	05.100.01	01	120
87429971	21.154.01	01	15	87434978	10.406.04	01	12
87429971	21.154.01	02	15	87435076	21.109.02	01	9
87429971	21.154.01	03	13	87435078	21.109.02	01	6

INDEX - INDICE - INDEX - ZAHLENVERZEICHNIS - INDICE - INDICE - INDHOLD - INHOUD

Number	Figure	Sequence	Ref.	Number	Figure	Sequence	Ref.
87435080	21.109.02	01	10	87437804	10.254.11	01	2
87435082	21.109.02	01	11	87437806	35.726.09	03	20
87435242	35.150.16	02	9	87437840	35.732.01	02	3
87435242	35.150.16	03	11	87437840	35.732.01	04	2
87435243	35.150.15	01	11	87437899	35.106.02	01	10
87435243	35.150.15	02	11	87437905	35.106.02	01	12
87435243	35.150.15	03	11	87437906	35.106.02	01	13
87435372	35.726.09	01	14	87437914	35.106.02	01	14
87435453	90.156.03	01	17	87437917	35.106.02	01	15
87435453	90.156.03	01	25	87438012	35.726.05	01	7
87435506	35.150.15	01	16	87438012	35.726.06	01	7
87435506	35.150.15	02	17	87438015	35.726.05	01	8
87435506	35.150.15	03	15	87438015	35.726.06	01	8
87435506	35.150.16	01	14	87438045	35.106.02	01	
87435506	35.150.16	02	12	87438046	35.150.15	02	18
87435506	35.150.16	03	14	87438046	35.150.15	03	16
87435569	41.204.08	01	1	87438046	35.150.16	01	15
87435929	90.156.03	01	1	87438046	35.150.16	03	15
87435939	90.108.09	06	12	87438925	55.201.03	01	3
87436076	90.118.01	01	13	87438926	55.201.03	01	4
87436225	35.150.15	01	19	87438927	55.201.03	01	5
87436225	35.150.15	02	20	87438928	55.201.03	01	6
87436225	35.150.15	03	2	87438929	55.201.03	01	7
87436225	35.150.16	01	2	87438930	55.201.03	01	8
87436225	35.150.16	02	13	87438931	55.201.03	01	9
87436225	35.150.16	03	3	87438932	55.201.03	01	10
87436782	35.732.01	05	11	87438933	55.201.03	01	11
87436782	39.102.01	01	5	87438935	55.201.03	01	12
87436836	10.254.12	01	32	87438937	55.201.03	01	13
87437366	35.726.09	01	28	87438940	55.201.03	01	14
87437369	35.726.09	01	29	87438941	55.201.03	01	15
87437372	35.150.15	01	12	87438942	55.201.03	01	16
87437372	35.150.15	02	12	87438944	55.201.03	01	17
87437372	35.150.15	03	12	87438946	55.201.03	01	18
87437373	35.150.15	01	14	87438948	55.201.03	01	19
87437621	35.726.08	02	8	87438950	55.201.03	01	21
87437623	35.726.08	02	7	87438951	55.201.03	01	31
87437625	35.726.08	02	4	87438954	55.201.03	01	35
87437627	35.726.08	02	3	87438956	55.201.03	01	37
87437629	35.726.08	02	6	87438992	55.201.03	01	1
87437633	35.726.04	01	7	87438993	55.201.03	01	2
87437633	35.726.04	02	7	87438994	55.201.03	01	
87437633	35.726.07	01	10	87438995	55.201.03	01	20
87437633	35.726.07	01	10	87438996	55.201.03	01	22
87437635	35.726.04	01	8	87438997	55.201.03	01	23
87437635	35.726.04	02	8	87438999	55.201.03	01	24
87437635	35.726.07	01	9	87439000	55.201.03	01	25
87437635	35.726.07	01	9	87439001	55.201.03	01	26
87437688	35.726.09	01	21	87439002	55.201.03	01	27
87437689	35.726.09	01	31	87439003	55.201.03	01	28

Number	Figure	Sequence	Ref.	Number	Figure	Sequence	Ref.
87439004	55.201.03	01	29	87444149	35.726.34	01	15
87439005	55.201.03	01	30	87444776	35.726.30	01	37
87439006	55.201.03	01	32	87444776	35.726.36	01	34
87439007	55.201.03	01	33	87445051	90.156.03	01	10
87439008	55.201.03	01	34	87445245	84.120.01	01	17
87439009	55.201.03	01	36	87445557	35.726.08	02	5
87439010	55.201.03	01	40	87446081	10.406.04	01	7
87439011	55.201.03	01	42	87446082	10.406.04	01	6
87439061	55.201.03	01	41	87446113	35.726.30	01	24
87439210	35.726.36	03	6	87447450	41.204.08	01	12
87439213	35.726.08	02	2	87447477	35.726.18	02	11
87439215	35.726.08	02	1	87447477	88.088.01		6
87439448	90.100.04	01	12	87449374	35.726.32	02	10
87439665	35.726.31	03	21	87449579	33.202.04	01	10
87440058	35.726.19	02	15	87449995	35.726.31	01	17
87440058	35.726.19	07	15	87449996	35.726.31	01	21
87440381	35.726.09	01	33	87450318	35.732.01	02	1
87440711	35.726.09	03	1	87450914	35.726.09	01	17
87440712	35.726.09	02	2	87450914	35.726.09	02	1
87440814	35.724.09	01	13	87450978	35.724.09	01	7
87440814	35.724.10	01	14	87450978	35.724.10	01	8
87440815	35.724.09	01	12	87451167	10.254.11	01	10
87440815	35.724.10	01	13	87451448	35.150.16	02	11
87440835	35.726.07	01	8	87454016	35.701.02	01	6
87440835	35.726.07	01	8	87454016	35.701.03	01	1
87440837	35.726.07	01	7	87454017	35.701.02	01	7
87440837	35.726.07	01	7	87454017	35.701.03	01	1
87441758	55.518.07	01	20	87454017C	35.701.02	01	7
87441758	88.090.01		36	87454017C	35.701.03	01	1
87441758	90.150.10	01	15	87454017R	35.701.02	01	7
87441850	84.120.01	01	5	87454017R	35.701.03	01	1
87441876	05.100.01	01	80	87454292	90.120.06	01	
87441876	21.109.02	01	1	87454376	10.406.01	01	7
87442357	10.254.11	01	20	87454377	05.100.01	01	65
87442376	90.118.01	01	1	87454377	10.406.04	01	16
87442377	90.118.01	01	2	87454378	05.100.01	01	64
87442409	35.726.09	03	25	87454378	10.406.04	01	15
87442419	10.414.01	02	10	87454379	10.202.01	02	11
87442441	55.518.05	01	19	87454381	10.202.01	02	5
87443081	55.404.01	01	6	87454907	35.701.03	01	2
87443692	35.726.09	03	19	87454908	35.701.03	01	2
87443721	35.150.15	01	5	87455509	82.100.04	01	
87443721	35.150.15	02	5	87456199	35.732.01	05	1
87443721	35.150.15	03	5	87456900	21.134.01	01	4
87443721	35.150.16	01	5	87456900	21.134.01	02	4
87443721	35.150.16	03	5	87456901	21.134.05	01	11
87443722	35.150.16	02	8	87456968	21.134.01	01	1
87444147	90.100.02	01	2	87456968	21.134.01	02	1
87444148	90.100.02	01	1	87456969	21.134.05	01	12
87444149	35.726.31	01	25	87470931	05.100.01	01	2

INDEX - INDICE - INDEX - ZAHLENVERZEICHNIS - INDICE - INDICE - INDHOLD - INHOUD

Number	Figure	Sequence	Ref.	Number	Figure	Sequence	Ref.
87470931	55.408.02	01	3	87524432	21.134.01	02	13
87470931	55.408.09	01	1	87524433	21.134.01	01	12
87473380	35.150.15	02	21	87524433	21.134.01	02	12
87473380	35.150.16	01		87524435	21.134.01	01	15
87473380	35.150.16	02	14	87524435	21.134.01	02	15
87473380	35.150.16	03	17	87524436	21.134.01	01	5
87480653	35.726.09	02	11	87524436	21.134.01	02	5
87480653	35.726.31	02	4	87524437	21.134.01	01	10
87480653	35.726.32	01	11	87524437	21.134.01	02	10
87480653	35.726.32	02	1	87524438	21.134.01	01	11
87480653	35.726.33	01	12	87524438	21.134.01	02	11
87484753	10.012.03	01	1	87524439	21.134.01	01	9
87484758	10.012.03	01	1	87524439	21.134.01	02	9
87486703	55.301.07	01	17	87524440	21.134.01	01	14
87486703	55.301.08	01	15	87524440	21.134.01	02	14
87488318	10.012.03	01	11	87524441	21.134.01	01	7
87488319	21.112.04	01	5	87524441	21.134.01	02	7
87488319	21.112.04	02	5	87524877	05.100.01	01	42
87491347	55.518.05	01	7	87525756	21.134.01	01	
87491347	55.518.07	01	14	87525756	21.134.01	02	
87491347	88.090.01		38	87525849	21.140.01	01	19
87491347	90.150.10	01	7	87525849	21.140.01	02	18
87491619	27.110.02	01	2	87527167	05.100.01	01	9
87491619	33.202.10	01	6	87527167	55.512.16	01	28
87491619	33.202.11	01	6	87527167	55.512.16	03	28
87493307	35.726.23	01	20	87527167	55.514.01	01	23
87493307	35.726.24	01	20	87528983	35.701.06	02	11
87494328	05.100.01	01	1	87530057	41.200.02	01	18
87494328	05.100.01	01	3	87530365	21.134.01	01	6
87494328	10.214.01	01	11	87530365	21.134.01	02	6
87494328	10.214.01	02	11	87534372	90.154.02	01	21
87494328	10.214.02	01	15	87534372	90.156.04	01	25
87498489	10.214.01	01	10	87534372	90.156.05	01	19
87498489	10.214.01	02	10	87534372	90.158.01	01	5
87521766	05.100.01	01	71	87534372	90.158.02	01	9
87521766	55.512.16	01	25	87534717	90.154.02	01	22
87521766	55.512.16	03	25	87534717	90.156.04	01	26
87521766C	05.100.01	01	71	87534717	90.156.05	01	29
87521766C	55.512.16	01	25	87534717	90.158.01	01	11
87521766C	55.512.16	03	25	87534717	90.158.02	01	12
87521766R	05.100.01	01	71	87534992	90.100.11	01	1
87521766R	55.512.16	01	25	87534992	90.150.02	02	21
87521766R	55.512.16	03	25	87534992	90.150.03	02	21
87522595	05.100.01	01	67	87534992	90.160.01	01	21
87522597	05.100.01	01	40	87535244	39.102.01	01	6
87522766	55.301.07	01	4	87538167	50.206.03	01	28
87522766	55.301.08	01	4	87539792	55.514.01	01	22
87524409	21.134.01	01		87540980	90.100.09	01	14
87524409	21.134.01	02		87541939	35.726.16	03	11
87524432	21.134.01	01	13	87541939	35.726.17	05	9

INDEX - INDICE - INDEX - ZAHLENVERZEICHNIS - INDICE - INDICE - INDHOLD - INHOUD

Number	Figure	Sequence	Ref.	Number	Figure	Sequence	Ref.
87545557	90.100.04	01	12	87595725	90.108.09	05	1
87545561	10.202.01	01	6	87595756	90.108.09	05	14
87546291	50.200.17	01	13	87596207	90.150.01	01	2
87546922	35.150.16	01	17	87598501	50.200.17	01	21
87547309	35.150.16	01	11	87599084	44.511.08	01	4
87548076	10.402.05	01	4	87601338	21.112.04	02	21
87548980	39.125.01	01	31	87601345	05.100.01	01	109
87550221	10.012.03	01	10	87601345	21.112.04	01	20
87555125	90.120.04	02		87601345	21.112.04	02	20
87557237	10.406.01	01	6	87603513	33.202.10	01	5
87559003	10.406.04	01	2	87603513	33.202.11	01	5
87561131	90.100.02	01	24	87603514	33.202.10	01	8
87565604	35.726.09	01	8	87603514	33.202.11	01	8
87565604	55.512.16	01	22	87603595	90.150.02	02	48
87565604	55.512.16	03	22	87603595	90.150.03	02	48
87572760	25.100.01	01	11	87603595	90.160.01	01	48
87572760	25.100.02	01	7	87604194	90.120.00	01	1
87576643	05.100.01	01	79	87604194	90.120.02	01	
87576643	10.406.04	01	1	87604195	90.120.00	01	1
87578455	05.100.01	01	73	87604195	90.120.03	01	
87578455	55.512.15	02	2	87604196	90.120.00	01	1
87578455	55.512.15	03	2	87604196	90.120.01	01	
87578867	21.133.02	01	1A	87604196	90.120.01	02	
87578867	21.133.02	02	1A	87606502	90.100.02	01	15
87578908	21.133.02	03	19	87608352	10.254.12	01	22
87582906	35.732.01	02	10	87608368	10.406.04	01	17
87584546	55.512.14	01	1	87608370	10.406.04	01	18
87584546	55.512.14	03	1	87608777	35.726.09	01	11
87584890	05.100.01	01	34	87610338	10.202.01	01	1
87584890	55.404.01	02	6	87610338	10.202.03	01	
87584890	55.514.01	01	5	87610679	55.301.07	01	10
87585167	90.100.04	01	20	87610679	55.301.08	01	9
87586156	35.724.03	01	10	87610679	55.301.08	02	8
87586156	35.724.06	01	6	87610680	55.301.07	01	9
87586156	35.724.07	02	5	87610680	55.301.08	01	8
87586772	35.150.15	02	22	87610680	55.301.08	02	9
87586772	35.150.16	01		87610681	55.301.07	01	8
87586772	35.150.16	02	15	87610682	55.301.07	01	7
87586772	35.150.16	03	17	87610720	35.726.08	01	36
87586773	35.150.15	02	23	87611852	10.254.11	01	17
87586773	35.150.16	01		87612471	10.214.02	01	9
87586773	35.150.16	02	16	87612472	10.214.02	01	2
87586773	35.150.16	03	17	87613924	21.300.01	01	1
87586776	35.150.15	03	18	87613924	27.100.08	01	6
87590309	90.120.10	01	1	87614808	55.512.16	01	11
87592654	90.108.09	02	4	87614808	55.512.16	03	11
87592658	35.106.01	01	23	87615483	35.730.02	01	11
87593642	10.220.01	01	3	87615483	35.732.01	01	9
87594903	90.100.04	01	1	87615484	35.730.03	01	13
87595723	90.108.09	02	12	87615799	10.202.01	02	12

Number	Figure	Sequence	Ref.	Number	Figure	Sequence	Ref.
87615800	50.206.05	01	15	87651975	35.726.10		16
87616934	10.406.01	01	2	87652272	10.202.01	01	10
87617576	10.254.11	01	7	87652272	10.202.01	02	14
87617657	35.150.02	01	6	87652272	39.100.02	01	29
87617657	35.150.03	01	6	87653377	55.301.07	01	3
87617657	35.150.08	01	6	87653377	55.301.08	01	3
87617657	35.150.09	01	6	87654515	55.512.16	03	31
87617657	35.150.11	01	3	87655041	10.254.12	01	14
87618533	27.100.08	01	4	87655041	35.726.10		4
87622505	90.108.09	06	15	87655041	55.301.07	01	19
87627072	90.150.09	01	5	87655042	10.202.01	01	3
87627903	35.106.01	01	24	87655042	10.202.01	02	3
87628308	10.406.04	01	4	87655042	10.212.01	01	3
87628324	10.406.04	01	3	87655042	10.220.01	01	11
87630218	50.200.17	01	7	87655042	10.254.12	01	17
87632870	10.406.01	01	9	87655042	21.112.04	01	26
87632920	35.724.03	01	2	87655042	33.202.04	01	3
87632920	35.724.06	01	17	87655042	33.202.06	01	2
87633538	35.726.31	02	5	87655042	33.202.06	01	29
87633538	35.726.33	01	5	87655042	35.724.07	01	21
87633581	90.100.10	01	5	87655042	35.726.08	01	32
87637384	55.518.05	01	26	87655042	35.726.09	02	8
87637384	55.518.07	01	21	87655042	35.726.20	01	32
87637384	88.090.01		23	87655042	35.726.23	01	3
87637384	90.150.10	01	10	87655042	35.726.24	01	3
87638044	35.724.05	01		87655042	35.726.30	01	38
87638044	35.724.06	01	1A	87655042	35.726.31	01	18
87638044	35.724.06	03	1	87655042	35.726.31	02	6
87638045	35.724.03	01	1A	87655042	35.726.33	01	3
87638045	35.724.05	01		87655042	35.726.36	01	37
87638046	35.724.03	01	1	87655042	35.732.01	02	5
87638046	35.724.04	01		87655042	35.738.02	01	14
87638047	35.724.04	01		87655042	35.740.02	01	22
87638047	35.724.06	01	1	87655042	39.100.02	01	18
87638047	35.724.06	02	2	87655042	39.121.06	01	11
87638350	35.724.04	01	10	87655042	41.204.08	01	15
87638350	35.724.04	01	25	87655042	50.200.08	01	14
87638350	35.724.05	01	11	87655042	55.100.02	01	8
87638350	35.724.05	01	27	87655042	55.100.40	01	13
87642364	33.202.06	01	11	87655042	55.301.07	01	16
87642365	33.202.06	01	10	87655042	55.301.08	01	7
87642370	33.202.06	01	6	87655042	55.301.08	02	7
87644491	55.100.40	01	1	87655042	55.408.02	01	2
87644491	55.512.17	01	1	87655042	55.512.13	01	3
87644495	33.202.06	01	7	87655042	55.512.14	02	9
87644497	33.202.06	01	9	87655042	55.512.14	03	11
87645148	05.100.01	01	97	87655042	55.512.15	01	3
87647029	10.406.04	01	13	87655042	55.512.16	02	8
87648711	35.726.31	02	3	87655042	55.512.17	01	3
87648711	35.726.33	01	10	87655042	55.512.17	02	8

INDEX - INDICE - INDEX - ZAHLENVERZEICHNIS - INDICE - INDICE - INDHOLD - INHOUD

Number	Figure	Sequence	Ref.	Number	Figure	Sequence	Ref.
87655042	82.100.05	01	6	87655046	35.726.33	01	9
87655042	84.120.01	01	9	87655046	35.737.01	01	16
87655043	10.012.03	01	5	87655046	35.738.02	01	15
87655043	21.112.04	01	16	87655046	35.740.01	01	12
87655043	21.112.04	02	16	87655046	35.740.01	02	13
87655043	21.115.01	01	13	87655046	35.740.02	01	25
87655043	25.100.01	01	17	87655046	39.100.02	01	26
87655043	33.202.11	01	11	87655046	39.125.01	01	20
87655043	35.726.20	01	8	87655046	41.200.02	01	19
87655043	35.726.25	02	2	87655046	50.200.08	01	17
87655043	35.726.38	01	10	87655046	55.201.01	01	6
87655043	39.125.01	01	33	87655046	55.301.07	01	14
87655043	39.125.02	01	6	87655046	55.301.08	01	13
87655043	50.200.08	01	16	87655046	55.408.01	02	6
87655043	55.514.01	01	26	87655046	55.512.14	02	16
87655044	35.730.04	01	6	87655046	55.512.14	03	6
87655044	39.100.02	01	11	87655046	55.512.16	01	8
87655044	39.105.01	01	6	87655046	55.512.16	03	8
87655044	90.150.02	01	5	87655046	55.514.01	01	19
87655044	90.150.08	01	5	87655046	84.120.01	01	16
87655046	10.220.01	01	23	87655046	90.100.02	01	17
87655046	10.254.11	01	4	87655046	90.100.02	01	6
87655046	10.414.01	01	3	87655046	90.100.04	01	4
87655046	10.414.01	02	5	87655046	90.100.04	01	9
87655046	21.112.04	01	24	87655047	10.212.01	01	17
87655046	21.112.04	02	8	87655047	27.100.08	01	2
87655046	25.100.01	01	10	87655047	33.202.06	01	17
87655046	25.100.02	01	6	87655047	35.730.04	01	33
87655046	33.202.06	01	26	87655047	35.750.01	01	5
87655046	35.106.01	01	25	87655047	37.140.01	01	4
87655046	35.701.06	01	19	87655047	39.105.01	01	16
87655046	35.701.06	02	21	87655222	21.112.04	01	21
87655046	35.701.06	03	16	87655334	05.100.01	01	83
87655046	35.701.17	01	5	87655334	55.100.02	02	4
87655046	35.701.17	03	7	87655334	55.100.02	03	4
87655046	35.724.07	01	22	87655334	55.512.15	02	6
87655046	35.724.08	01	2	87655334	55.512.15	03	6
87655046	35.726.08	01	14	87656136	35.737.01	01	20
87655046	35.726.09	01	5	87656501	35.106.01	01	26
87655046	35.726.09	02	5	87658696	10.214.01	01	14
87655046	35.726.19	01	6	87658696	10.214.01	02	14
87655046	35.726.19	02	8	87664021	55.301.07	01	2
87655046	35.726.19	03	6	87664021	55.301.08	01	2
87655046	35.726.19	04	6	87664422	35.724.03	01	33
87655046	35.726.19	05	2	87664422	35.724.07	01	23
87655046	35.726.19	06	8	87664425	35.724.03	01	32
87655046	35.726.19	07	8	87664425	35.724.07	01	24
87655046	35.726.23	01	13	87665406	55.301.08	02	6
87655046	35.726.24	01	13	87666451	10.202.01	01	7
87655046	35.726.31	02	9	87666894	35.750.01	01	23

INDEX - INDICE - INDEX - ZAHLENVERZEICHNIS - INDICE - INDICE - INDHOLD - INHOUD

Number	Figure	Sequence	Ref.	Number	Figure	Sequence	Ref.
87666896	35.750.01	01	24	87685948	35.150.15	03	
87669381	05.100.01	01	69	87685948	35.726.03	02	2
87669381	55.518.01	01	1	87685948	35.726.04	02	2
87669381	55.518.02	01	1	87685952	35.150.15	02	1
87669381	55.518.07	01	1	87685952	35.726.05	01	2
87669381	55.518.08	01	1	87685952	35.726.06	01	2
87669381	88.090.01		12	87685952	35.726.07	01	2
87669391	55.518.01	01	2	87685952	35.726.07	01	2
87669391	55.518.07	01	2	87685953	35.150.15	01	1
87669391	55.518.08	01	4	87685953	35.726.02	01	2
87669391	88.090.01		13	87685953	35.726.04	01	2
87669401	05.100.01	01	62	87685954	35.150.16	02	1
87669401	55.518.02	01	3	87685954	35.726.02	01	1
87669712	55.518.02	01	2	87685954	35.726.03	02	1
87669761	05.100.01	01	63	87685954	35.726.05	01	1
87669761	55.518.01	01	3	87685955	35.150.16	03	1
87669761	55.518.07	01	3	87685955	35.726.04	01	1
87669761	55.518.08	01	5	87685955	35.726.04	02	1
87669761	88.090.01		14	87685955	35.726.07	01	1
87671746	55.301.07	01	21	87685955	35.726.07	01	1
87672176	88.035.01		14	87685956	35.150.16	01	
87672223	55.510.01	01	1	87685956	35.726.06	01	1
87673270	35.750.01	01	20	87686604	50.104.01	01	20
87674844	10.406.01	01	1	87686605	50.104.01	01	32
87675208	55.518.05	01	1	87687101	21.112.04	01	27
87675208	55.518.07	01	8	87687101	33.202.12	01	2
87675209	88.090.01		27	87687101	35.726.09	02	6
87675209	90.150.10	01	9	87687101	35.726.19	01	9
87675522	35.106.01	01	27	87687101	35.726.19	02	11
87675522	35.726.08	01	1	87687101	35.726.19	03	9
87675522	35.726.31	02	19	87687101	35.726.19	04	8
87675522	35.726.32	01	8	87687101	35.726.19	05	5
87675522	35.737.01	01	21	87687101	35.726.19	06	4
87675522	35.740.01	02	3	87687101	35.726.19	07	11
87675522	35.740.02	01	24	87687101	35.726.31	01	14
87675764	55.512.16	01	24	87687101	35.726.31	03	7
87675764	55.512.16	03	24	87687101	35.732.01	02	7
87680378	35.724.06	02	1	87687101	35.732.01	04	3
87681202	35.726.10		6	87687101	35.737.01	01	17
87681202	39.121.06	01	13	87687101	39.100.02	01	23
87681261	35.724.03	01	6	87687101	41.204.08	01	11
87681261	35.724.06	01	13	87687141	35.150.15	01	2
87681261	35.724.07	02	10	87687141	35.150.15	02	2
87682999	05.100.01	01	8	87687141	35.150.15	03	1
87685547	41.216.06	02	1	87687141	35.150.16	01	1
87685547	41.216.06	02	6	87687141	35.150.16	02	2
87685579	41.216.06	02	2	87687141	35.150.16	03	2
87685580	41.216.06	02	3	87687141C	35.150.15	01	2
87685581	41.216.06	02	4	87687141C	35.150.15	02	2
87685582	41.216.06	02	5	87687141C	35.150.15	03	1

INDEX - INDICE - INDEX - ZAHLENVERZEICHNIS - INDICE - INDICE - INDHOLD - INHOUD

Number	Figure	Sequence	Ref.	Number	Figure	Sequence	Ref.
87687141C	35.150.16	01	1	87701278	21.154.09	01	4
87687141C	35.150.16	02	2	87701278	21.154.09	02	4
87687141C	35.150.16	03	2	87701278	21.154.09	03	1
87687141R	35.150.15	01	2	87701293	21.154.09	01	15
87687141R	35.150.15	02	2	87701293	21.154.09	02	15
87687141R	35.150.15	03	1	87701293	21.154.09	03	8
87687141R	35.150.16	01	1	87701294	21.154.09	01	24
87687141R	35.150.16	02	2	87701309	33.110.04	01	1
87687141R	35.150.16	03	2	87701310	33.110.04	01	2
87689189	35.724.04	01	11	87701313	05.100.01	01	101
87689189	35.724.04	01	26	87701313	33.110.04	01	4
87689189	35.724.05	01	12	87701315	33.110.04	01	5
87689189	35.724.05	01	28	87701317	33.110.04	01	6
87689338	35.724.04	01	12	87701318	33.110.04	01	7
87689338	35.724.04	01	27	87701320	33.110.04	01	8
87689338	35.724.05	01	13	87701321	33.110.04	01	9
87689338	35.724.05	01	29	87701323	33.110.04	01	10
87694065	35.750.02	01	3	87701324	33.110.04	01	11
87694065	90.108.01	02	11	87701325	33.110.04	01	12
87694305	88.090.01		24	87701327	05.100.01	01	70
87694305	90.100.09	01	1	87701327	33.110.04	01	13
87694305	90.150.10	01	6	87701328	33.110.04	01	14
87694656	25.100.01	01	6	87701329	33.110.04	01	15
87694656	25.300.02	01	1	87701330	33.110.04	01	16
87695421	55.512.16	01	5	87701333	33.110.04	01	19
87695421	55.512.16	03	5	87701338	21.133.02	01	2
87699640	55.518.05	01	13	87701775	21.154.09	02	24
87699640	55.518.07	01	7	87701775	21.154.09	03	10
87699640	88.090.01		30	87701777	21.112.01	01	5
87699640	90.150.10	01	8	87702194	21.112.04	01	12
87699875	44.511.08	01	4	87702194	21.112.04	02	12
87699881	33.202.12	01	3	87702194C	21.112.04	02	12
87700014	90.150.08	01	8	87702194R	21.112.04	02	12
87700794	55.518.05	01	2	87702570	21.112.01	01	18
87700794	55.518.07	01	12	87702570	21.112.01	02	20
87701053	21.112.01	01	4	87703557	35.726.31	02	2
87701253	21.112.01	02	4	87703557	35.726.33	01	1
87701255	21.112.01	02	5	87703818	25.102.01	01	
87701257	21.112.01	01	11	87703818	25.104.01	01	
87701257	21.112.01	02	11	87703818	25.106.01	01	
87701258	21.112.01	01	22	87703818	25.108.01	01	
87701258	21.112.01	02	18	87703818	25.310.01	01	
87701260	21.112.01	02	22	87703818	41.216.06	01	
87701269	21.112.01	01	27	87704858	10.254.11	01	14
87701269	21.112.01	02	26	87704971	21.154.03	02	1
87701270	21.112.01	01	26	87704971	21.154.03	03	1
87701270	21.112.01	02	27	87705431	21.154.01	03	1
87701276	21.154.02	01	4	87705451	05.100.01	01	95
87701276	21.154.02	02	4	87705458	21.140.01	01	11
87701276	21.154.02	03	4	87705458	21.140.01	02	9

INDEX - INDICE - INDEX - ZAHLENVERZEICHNIS - INDICE - INDICE - INDHOLD - INHOUD

Number	Figure	Sequence	Ref.	Number	Figure	Sequence	Ref.
87705460	21.140.01	01	25	87708453	27.120.02	01	11
87705460	21.140.01	02	27	87708454	27.120.02	01	12
87705567	21.134.01	03	9	87708466	27.120.02	01	17
87705716	05.100.01	01	94	87708467	27.120.02	01	18
87705716	21.134.01	03	6	87710131	25.102.01	01	
87705723	21.134.01	03	2	87710137	41.216.06	01	9
87707841	55.404.01	02	15	87710141	41.216.06	01	8
87707841	55.514.01	01	8	87710142	41.216.06	01	6
87708015	35.724.03	01	5	87710143	41.216.06	01	7
87708015	35.724.06	01	14	87710144	41.216.06	01	
87708015	35.724.07	02	13	87710145	25.108.01	01	4
87708390	27.100.09	01	1	87710153	25.310.01	01	9A
87708391	27.100.09	01	9	87710155	25.102.01	01	10
87708392	27.100.09	01	10	87710156	25.108.01	01	1
87708393	27.106.02	01	1	87710157	41.216.06	01	1
87708394	27.106.01	01	1	87710158	41.216.06	01	5
87708395	27.106.01	01	2	87710159	25.108.01	01	2
87708396	27.106.01	01	4	87711038	27.120.02	01	15
87708397	27.106.01	01	6	87711985	55.518.05	01	4
87708398	27.106.01	01	7	87711985	55.518.07	01	9
87708399	27.106.01	01	8	87712604	35.724.07	01	25
87708400	27.106.01	01	9	87713130	35.724.07	01	26
87708401	27.106.01	01	11	87713130	55.514.01	01	28
87708402	27.106.01	01	14	87714240	88.090.01		44
87708403	27.106.01	01	15	87714969	05.100.01	01	10
87708408	27.106.01	01	16	87715487	10.406.01	01	3
87708409	27.106.01	01	17	87715781	35.738.01	01	14
87708411	27.106.01	01	18	87715782	35.736.02	01	11
87708413	27.110.02	02	1	87715782	35.738.04	01	11
87708415	27.110.02	02	2	87715786	35.730.02	01	7
87708417	27.110.02	02	5	87715786	35.732.01	01	15
87708420	27.110.02	02	6	87715787	35.730.03	01	11
87708422	27.110.02	02	8	87716823	21.300.01	01	7
87708424	27.110.02	02	9	87716823	25.300.02	01	7
87708427	27.110.02	02	10	87716824	21.300.01	01	5
87708431	27.100.11	01	1	87716824	25.300.02	01	6
87708432	27.100.11	01	1A	87716969	33.202.09	01	3
87708433	27.100.11	01	2	87716970	33.202.09	01	1
87708434	27.100.11	01	3	87719412	10.406.06	01	1
87708435	27.100.11	01	4	87719444	35.750.01	01	8
87708436	27.100.11	01	6	87719444	55.301.07	01	24
87708438	27.100.11	01	7	87719444	55.301.08	01	18
87708440	27.100.11	01	9	87719444	90.108.01	02	12
87708441	27.100.11	01	12	87719495	90.100.04	01	19
87708442	27.100.11	01	13	87719497	90.100.04	01	18
87708443	27.120.02	01	2	87721671	21.109.02	01	18A
87708444	27.120.02	01	3	87725883	10.406.06	01	10
87708445	27.120.02	01	6	87725886	10.406.06	01	9
87708447	27.120.02	01	9	87726054	88.035.02		1
87708452	27.120.02	01	10	87726055	88.035.02		3

INDEX - INDICE - INDEX - ZAHLENVERZEICHNIS - INDICE - INDICE - INDHOLD - INHOUD

Number	Figure	Sequence	Ref.	Number	Figure	Sequence	Ref.
87726055	90.100.04	01	24	87840173	10.214.02	01	1
87726573	55.518.07	01		87840174	10.214.02	01	3
87726574	55.518.07	01		87840177	10.214.02	01	5
87726574	88.090.01		25	87840178	10.214.02	01	4
87726951	50.200.17	01	11	87840182	10.214.02	01	11
87729468	88.090.01		1	88706	84.102.03	01	6
87735093	10.012.03	01	14	88706	84.104.03	01	6
87735094	21.112.04	01	4	88706	84.106.01	01	6
87735095	21.112.04	01	15	88706	84.108.01	01	6
87735096	21.112.04	02	4	88706	84.108.01	02	6
87735097	21.112.04	02	15	892-11005	35.726.35	01	4
87735577	55.301.07	01	6	892-11006	55.518.01	01	5
87735577	55.301.08	01	6	892-11006	55.518.02	01	7
87735578	55.301.07	01	5	892-11006	55.518.07	01	
87735578	55.301.08	01	5	892-11006	55.518.08	01	3
87735578	55.301.08	02	5	892-11006	90.154.02	01	32
87738597	90.108.09	06	16	892-11008	10.220.01	01	10
87739247	10.214.01	02	9	892-11008	10.414.01	02	6
87741446	55.518.05	01	14	892-11008	35.701.02	01	15
87741447	55.518.05	01	22	892-11008	35.726.09	03	3
87747255	90.108.01	01	8	892-11008	35.726.36	03	2
87748047	55.518.05	01	12	892-11008	39.125.02	01	18
87748047	55.518.07	01	19	892-11008	55.100.02	01	4
87748047	88.090.01		26	892-11008	55.201.01	01	2
87748047	90.150.10	01	21	892-11008	55.408.01	02	3
87751023	35.150.06	02		892-11008	55.512.16	02	4
87751023	35.726.16	02	3	892-11008	55.512.17	02	4
87751023	35.726.17	03	8	892-11008	82.100.04	01	28
87751023	35.726.17	04	3	892-11008	90.116.08	01	6
87751023	35.726.18	02	3	892-11010	10.254.11	01	5
87751102	35.726.17	03	10	892-11010	35.106.01	01	9
87751102	35.726.17	04	10	892-11010	35.701.02	01	4
87751598	41.204.05	01	14	892-11010	55.201.03	01	39
87753055	35.726.32	02	8	892-11010	82.100.04	01	26
87753087	90.156.01	01	2	893-11004	35.726.09	02	15
87753087	90.156.05	01	9	893-11004	55.510.01	01	2
87753118	90.156.03	01	30	893-11005	90.150.02	02	8
87753220	90.156.03	01	31	893-11005	90.150.03	02	8
87757931	35.724.10	01	16	893-11005	90.160.01	01	8
87757932	35.724.10	01	17	895-11004	33.202.06	01	23
87801004	10.214.02	01	10	895-11004	90.100.10	01	25
87801005	10.214.02	01	12	895-11004	90.150.02	02	30
87801005	10.214.02	01	14	895-11004	90.150.02	02	40
87801006	10.214.02	01	13	895-11004	90.150.03	02	30
87803261	05.100.01	01	1	895-11004	90.150.03	02	40
87803445	05.100.01	01	1	895-11004	90.160.01	01	30
87803445	05.100.01	01	3	895-11004	90.160.01	01	40
87803445	10.214.02	01	8	895-11005	10.220.01	01	6
87840170	10.214.02	01	7	895-11005	55.100.40	01	7
87840171	10.214.02	01	6	895-11005	55.512.17	01	6

INDEX - INDICE - INDEX - ZAHLENVERZEICHNIS - INDICE - INDICE - INDHOLD - INHOUD

Number	Figure	Sequence	Ref.	Number	Figure	Sequence	Ref.
895-11006	55.520.01	01	6	896-11020	82.100.01	01	6
895-11006	55.520.02	01	1	896-11020	82.100.01	02	6
895-11008	10.406.01	01	11	896-11020	82.100.01	03	6
895-11008	10.406.01	01	17	896-11020	82.100.02	01	7
895-11008	10.406.04	01	10	896-11020	82.100.03	01	7
895-11008	21.109.02	01	3	896-15008	10.254.06	01	2
895-11008	35.726.22	01	17	896-15010	10.202.01	02	9
895-11008	35.726.36	03	3	896-15010	10.254.11	01	12
895-11008	50.200.17	01	17	896-15012	90.120.00	01	3
895-11008	55.100.40	01	3	896-15012	90.120.04	01	10
895-11008	55.408.09	01	2	896-15012	90.120.05	01	
895-11008	55.518.05	01	9	896-15012	90.120.06	01	12
895-11008	55.518.07	01	16	90-6682T1	21.300.01	01	12
895-11008	90.150.10	01	13	905794R1	21.133.02	01	19
895-11010	35.701.02	01	18	905794R1	21.133.02	02	19
895-11010	35.724.03	01	23	905839R1	25.108.02	01	6
895-11010	35.724.06	01	7	905839R1	41.216.06	01	4
895-11010	35.724.07	02	6	92260C1	55.514.01	01	7
895-11010	35.750.02	01	5	933781R1	33.110.04	01	24
895-11010	82.100.04	01	17	934667R1	21.112.01	01	7
895-11010	82.100.04	01	21	934667R1	21.112.01	02	7
895-11010	90.100.02	01	11	934667R1	21.134.05	01	6
895-11010	90.116.01	01	11	934727R1	25.108.02	01	4
895-15006	90.100.11	02	21	9511052	35.737.01	01	14
895-15008	10.214.01	01	7	9617873	35.701.15	01	15
895-15008	10.214.01	02	7	9617873	35.726.38	01	8
895-15008	10.406.04	01	23	9621483	35.701.08	01	6
895-15008	35.750.01	01	10	9621483	35.701.08	02	6
895-15008	41.204.05	01	7	9621483	35.701.15	01	7
895-15008	50.200.17	01	23	9621483	35.701.16	01	7
895-15008	50.206.04	01	7	9621483	35.701.16	02	7
895-15008	50.206.05	01	13	9621483	35.726.31	02	17
895-15008	55.301.07	01	26	9621483	35.726.32	01	6
895-15008	55.301.08	01	20	9625178	21.134.01	03	3
895-15008	55.301.08	02	12	9625178	27.120.02	01	4
895-15008	90.150.09	01	17	9625178	33.110.04	01	23
895-15008	90.150.11	01	10	9637611	21.300.01	01	13
895-15010	10.406.04	01	20	9637611	25.300.02	01	13
895-15010	41.204.05	01	11	9703399	05.100.01	01	58
895-15010	50.200.17	01	20	9706690	35.726.23	01	4
895-15010	50.206.05	01	9	9706690	35.726.24	01	4
895-15012	10.214.01	01	12	9706702	35.726.20	01	9
895-15012	10.214.01	02	12	9706702	35.726.25	02	3
895-18012	90.120.04	01	4	9706702	35.726.38	01	9
89509420	90.156.05	01	14	97399C1	90.158.01	01	15
896-11010	10.254.11	01	18	97399C1	90.158.02	01	18
896-11010	35.724.03	01	28A	9824050	35.701.15	01	19
896-11010	55.514.01	01	27	9824050	35.701.16	01	15
896-11012	10.254.12	01	31	9824050	35.701.16	02	15
896-11012	35.726.31	03	17	9824050	35.726.25	01	5

INDEX - INDICE - INDEX - ZAHLENVERZEICHNIS - INDICE - INDICE - INDHOLD - INHOUD

Number	Figure	Sequence	Ref.	Number	Figure	Sequence	Ref.
9824050	35.726.26	01	3	9991976	35.701.15	01	23
9824050	35.726.38	01	4	9991976	35.701.16	01	19
9824055	35.701.08	01	7	9991976	35.701.16	02	19
9824055	35.701.08	02	7	9991976	35.726.25	01	3
9824055	35.701.15	01	3	9992069	35.701.11	01	10
9824055	35.701.16	01	3	9992069	35.701.13	01	10
9824055	35.701.16	02	3	9992069	35.701.15	01	22
9824055	35.726.23	01	19	9992069	35.701.16	01	18
9824055	35.726.24	01	19	9992069	35.701.16	02	18
9824055	35.726.25	01	6	9992069	35.701.17	02	3
9824055	35.726.26	01	2	9992069	35.701.17	05	3
9824055	35.732.01	04	12	9992069	35.726.31	03	27
9825770	35.701.15	01	17	9992298	35.726.31	03	25
9840534	35.737.01	01	22	9992298	35.726.32	01	2
9840534	35.738.02	01	2	9992305	35.726.31	03	1
9840534	35.740.02	01	3	9992305	35.732.01	04	7
9840535	35.726.20	01	17	9992305	41.200.02	01	6
9840535	35.726.25	01	2	9992307	35.726.08	01	11
9840535	35.726.25	02	8	9992307	35.726.31	02	20
9840535	35.737.01	01	15	9992307	35.726.31	03	10
9840535	35.740.01	02	16	9992307	35.726.32	01	3
9840535	35.740.02	01	30	9992307	41.200.02	01	31
9840542	35.701.08	01	11	9992307	41.200.02	01	7
9840542	35.701.08	02	11	9992342	25.100.01	01	3
9840542	35.701.15	01	16	9992342	35.732.01	04	6
9840543	33.202.10	01	11	9993141	35.726.38	01	6
9840543	33.202.11	01	13	9993143	35.726.08	01	22
9840543	33.202.12	01	4	9993143	35.726.20	01	12
9840543	35.726.08	01	3	9993143	35.726.25	02	10
9840543	35.726.10		7	9993143	41.200.02	01	8
9840543	35.726.20	01	23	A13240	35.701.17	01	2
9840543	35.726.25	02	9	A156873	25.102.01	01	6
9840543	35.726.38	01	7	A156873	27.100.09	01	3
9840543	35.732.01	02	11	A170467	10.254.11	01	8
9840543	35.732.01	04	10	A177435	10.220.02	01	2
9841223	35.150.01	01	5	A187542	55.408.01	01	5
9846848	35.701.08	01	8	A187575	55.408.01	01	11
9846848	35.701.08	02	8	A187714	55.514.01	01	16
9846848	35.701.15	01	10	A187990	55.512.14	02	8
9846848	35.701.16	01	10	A187990	55.512.14	03	5
9846848	35.701.16	02	10	A19101	44.512.01	01	11
9846955	35.732.01	02	19	A20058	44.512.01	01	3
9846956	35.726.20	01	6	A20058	44.512.01	01	8
9847247	35.106.01	01	12	A20058	44.520.03	01	2
9968031	25.104.01	01	3	A23870	55.408.01	01	1
9970178	35.726.37	01	2	A30881	35.726.22	01	9
9970180	35.726.37	01	3	A30881	35.726.30	01	3
9970384	35.701.17	03	3	A30881	35.726.36	01	3
9970384	35.726.37	01	5	A33509	39.121.02	02	11
9991973	35.726.31	03	23	A38208	25.100.02	01	12

INDEX - INDICE - INDEX - ZAHLENVERZEICHNIS - INDICE - INDICE - INDHOLD - INHOUD

Number	Figure	Sequence	Ref.	Number	Figure	Sequence	Ref.
A38208	44.511.01	01	4	D137626	25.300.02	01	12
A38208	44.511.08	01	7	D137626	27.100.08	01	7
A42561	50.104.01	01	6	D137627	25.100.01	01	8
A42561	50.206.03	01	13B	D137627	27.100.08	01	8
A45054	90.120.04	02		D138055	35.701.04	01	3
A45054	90.120.05	02	16	D138055	35.701.06	01	12
A45504	90.120.04	02		D138055	35.701.06	02	14
A45505	90.120.04	02		D138055	35.701.06	03	7
A45513	90.120.04	02		D138055	35.701.14	01	3
A48041	21.140.01	01	2	D138055	35.701.17	05	12
A48041	21.140.01	02	2	D138055	35.726.37	02	7
A48041	21.154.02	01	6	D138157	84.100.01	01	7
A48041	21.154.02	02	6	D138157	84.100.01	04	7
A48041	21.154.02	03	6	D138157	84.100.01	05	7
A48041	25.310.01	01	11	D138157	84.100.01	06	7
A65544	41.200.02	01	24	D138157	84.102.01	01	7
A65544	41.204.05	01	5	D138492	44.520.03	01	5
A65544	41.204.08	01	5	D139039	35.726.30	01	11
A77310	33.202.06	01	20	D139039	35.726.36	01	9
D121152	05.100.01	01	60	D139849	84.100.01	01	
D121152	55.404.01	01	3	D139849	84.100.01	04	
D121152	55.404.01	02	1	D139849	84.100.01	05	
D123684	25.100.01	01	14	D139849	84.100.01	06	
D123684	25.100.02	01	5	D139851	84.100.01	01	
D124529	33.202.06	01	16	D139851	84.100.01	04	
D124530	33.202.06	01	12	D139851	84.100.01	05	
D125223	44.511.08	01	1	D139851	84.100.01	06	
D127335	90.100.11	02	18	D140035	33.202.06	01	14
D127542	39.125.01	01	2	D140247	39.121.02	02	10
D129264	82.100.01	01	4	D140267	90.100.02	01	13
D129264	82.100.01	02	4	D142012	84.100.01	05	4
D129264	82.100.01	03	4	D142787	35.726.31	03	4
D129264	82.100.02	01	2	D142890	27.100.11	01	10
D129264	82.100.02	02	2	D142898	21.154.03	02	15
D129264	82.100.03	01	2	D142898	21.154.03	03	15
D129264	82.100.04	01	11	D142898	25.108.02	02	6
D132982	21.109.02	01	22	D142898	27.106.01	01	3
D132982	50.104.01	01	22	D142986	27.120.02	01	7
D133865	39.121.02	02	7	D143242	55.512.16	03	13
D134900	35.726.19	02	16	D143324	90.120.10	01	8
D134900	35.726.19	07	16	D143406	39.102.01	01	17
D135384	05.100.01	01	61	D143411	35.726.08	01	24
D135384	55.404.01	01	2	D143416	35.726.19	02	18
D135384	55.404.01	02	2	D143416	35.726.19	07	18
D137218	39.121.02	02	15	D143417	50.104.01	01	27
D137218	84.912.01		3	D143417	50.206.03	01	19
D137363	39.125.01	01	16	D143417	90.100.02	01	23
D137363	90.120.05	02	3	D143427	50.104.01	01	25
D137468	55.512.14	01	4	D143427	50.206.03	01	17
D137626	25.100.01	01	7	D143591	35.724.07	01	33

INDEX - INDICE - INDEX - ZAHLENVERZEICHNIS - INDICE - INDICE - INDHOLD - INHOUD

Number	Figure	Sequence	Ref.	Number	Figure	Sequence	Ref.
D143591	84.120.01	01	11	D149827	35.726.19	07	4
D143714	90.100.02	01	9	D149828	35.726.31	01	9
D143715	90.100.02	01	8	D149828	90.108.01	02	5
D143723	84.120.01	01	12	D149829	35.726.31	01	10
D143735	84.120.01	01	24	D149829	35.726.34	01	11
D143846	35.701.02	01	20	D149829	90.108.01	02	6
D143846	35.738.02	01	21	D149860	25.300.02	01	5
D143846	35.740.01	01	7	D149866	35.726.36	01	36
D143846	35.740.02	01	28	D149867	35.726.30	01	35
D144485	35.730.04	01	22	D149868	35.726.31	01	27
D144486	35.730.04	01	23	D150032	35.726.19	02	17
D144592	84.120.01	01	3	D150032	35.726.19	07	17
D145061	84.100.01	05	4	D150053	88.035.01		5
D145767	39.125.01	01	5	D150214	25.108.02	01	11A
D147409	84.100.01	01	4	D150397	35.726.30	01	8
D148108	55.512.14	02	5	D150397	35.726.36	01	8
D148108	55.512.14	03	4	D150434	35.726.30	01	6
D148962	10.220.02	01	4	D150434	35.726.36	01	6
D148962	35.726.09	01	32	D150435	35.726.30	01	7
D148994	35.726.30	01	12	D150435	35.726.36	01	7
D148994	35.726.36	01	10	D150486	35.726.36	01	35
D149033	35.732.01	05	13	D150493	35.726.30	01	16
D149033	39.102.01	01	9	D150493	35.726.36	01	14
D149262	35.726.30	01	27	D150503	35.726.30	01	28
D149262	35.726.36	01	25	D150503	35.726.36	01	26
D149287	35.724.03	01	34	D151034	39.125.02	01	15
D149287	35.724.07	01	4	D25279	35.732.01	05	3
D149287	35.726.19	02	5	D25279	35.732.01	05	6
D149287	35.726.19	04	12	D25279	39.102.01	01	7
D149287	35.726.19	05	8	D25279	90.120.10	01	7
D149287	35.726.19	06	10	D26368	82.100.01	01	2
D149287	35.726.19	07	5	D26368	82.100.01	02	2
D149287	35.726.30	02	2	D26368	82.100.01	03	2
D149287	35.726.36	02	2	D27748	82.100.01	01	3
D149288	35.726.22	01	12	D27748	82.100.01	02	3
D149288	35.726.30	01	26	D27748	82.100.01	03	3
D149288	35.726.34	01	7	D28648	35.732.01	05	2
D149288	35.726.36	01	24	D28648	39.102.01	01	8
D149295	35.726.30	01	31	D30933	84.100.01	04	12
D149295	35.726.36	01	29	D31140	82.100.04	01	2
D149725	25.100.08	01	4	D34666	35.726.30	01	34
D149725	25.102.01	01	2	D34666	35.726.36	01	32
D149726	25.100.08	01	3	D35908	21.112.04	01	8
D149726	25.102.01	01	4	D37495	84.100.01	04	11
D149824	35.726.36	02	1	D37614	90.120.10	01	6
D149824	90.108.01	02	3	D38648	35.701.02	01	26
D149825	35.726.30	02	4	D39093	84.104.01	01	5
D149825	90.108.01	02	4	D39696	21.109.02	01	20
D149826	35.726.31	01	11	D39696	35.106.01	01	30
D149827	35.726.19	02	25	D39696	35.726.08	01	10

INDEX - INDICE - INDEX - ZAHLENVERZEICHNIS - INDICE - INDICE - INDHOLD - INHOUD

Number	Figure	Sequence	Ref.	Number	Figure	Sequence	Ref.
D39696	41.200.02	01	25	D95145	35.730.03	01	12
D41659	05.100.01	01	19	D95145	35.732.01	01	5
D41659	84.104.01	01		D95145	35.738.04	01	12
D48212	84.100.01	01	10	E135777	27.106.01	01	5
D48212	84.100.01	04	10	E135785	27.106.01	01	10
D48212	84.100.01	05	10	E135809	21.112.01	01	1
D48212	84.100.01	06	10	E135809	21.112.01	02	21
D48212	84.102.01	01	10	E135809	27.110.02	01	5
D51391	82.100.04	01	7	E135810	27.120.02	01	16
D51392	35.701.02	01	9	E155218	90.120.12	01	2
D51392	82.100.04	01	15	E155859	90.108.09	05	7
D51393	35.701.02	01	10	E15728	82.100.01	01	
D51393	82.100.04	01	19	E15728	82.100.01	02	
D51750	84.100.01	01	5	E15728	82.100.01	03	
D51750	84.100.01	01	8	E43769	05.100.01	01	23
D51750	84.100.01	04	5	E43769	55.518.05	01	17
D51750	84.100.01	04	8	E43769	55.518.07	01	6
D51750	84.100.01	05	5	E43769	88.090.01		22
D51750	84.100.01	05	8	E43769	90.150.10	01	5
D51750	84.100.01	06	5	E46853	05.100.01	01	74
D51750	84.100.01	06	8	E48692	05.100.01	01	20
D51750	84.102.01	01	5	E48692	05.100.01	01	75
D51750	84.102.01	01	8	F22426	90.150.11	01	7B
D52276	35.726.09	02	3	F44883	90.100.04	01	11
D52276	35.726.19	01	8	F45165	90.154.02	01	8
D52276	35.726.19	02	10	F45165	90.156.04	01	18
D52276	35.726.19	03	8	F45165	90.156.05	01	23
D52276	35.726.19	04	11	F45165	90.158.01	01	8
D52276	35.726.19	05	6	F45165	90.158.02	01	1
D52276	35.726.19	06	5	F53473	25.100.01	01	9
D52276	35.726.19	07	10	F53473	25.100.02	01	8
D53812	35.732.01	05	5	F64198	90.154.02	01	5
D55216	35.750.01	01	14	F64198	90.156.04	01	16
D55216	90.108.01	02	10	F64198	90.156.05	01	20
D59912	35.726.22	01	11	F64198	90.158.01	01	13
D59912	35.726.30	01	22	F64198	90.158.02	01	17
D59912	35.726.36	01	21	F64519	55.404.01	01	16
D61368	35.732.01	05	7	G100443	35.740.01	03	13
D74182	35.726.08	01	25	G100444	35.701.03	01	15
D80270	90.108.01	02	11	G100444	35.740.01	03	14
D86664	84.120.01	01	23	G100449	35.701.03	01	16
D88052	50.104.01	01	30	G100449	35.738.01	01	16
D93716	55.404.01	01	8	G100449	35.740.01	03	15
D93716	90.100.11	02	9	G101533	35.739.02	01	6
D95142	35.738.01	01	5	G101996	35.730.03	01	9
D95143	35.701.03	01	4	G102288	35.701.03	01	14
D95143	35.736.02	01	12	G102424	35.738.01	01	6
D95143	35.740.01	03	6	G102425	35.701.03	01	5
D95144	35.739.02	01	5	G102425	35.736.02	01	15
D95145	35.730.02	01	16	G102425	35.740.01	03	11

INDEX - INDICE - INDEX - ZAHLENVERZEICHNIS - INDICE - INDICE - INDHOLD - INHOUD

Number	Figure	Sequence	Ref.	Number	Figure	Sequence	Ref.
G107277	35.740.01	03	12	K395093	27.120.02	01	5
G108512	35.738.01	01	3	K395101	27.120.02	01	13
G109298	35.701.03	01	9	K395114	25.310.01	01	19
G109298	35.738.01	01	10	L11541	10.214.01	01	3
G109298	35.740.01	03	10	L11541	10.214.01	02	3
G109299	35.739.02	01	22	L11541	10.220.02	01	16
G109395	35.730.02	01	13	L11541	10.254.12	01	25
G109395	35.730.03	01	5	L11541	10.406.01	01	18
G109395	35.732.01	01	11	L11541	21.109.02	01	14
G109395	35.736.02	01	5	L11541	27.110.02	01	6
G109395	35.738.01	01	11	L11541	35.150.15	01	18
G109395	35.738.04	01	5	L11541	35.726.08	01	37
G109395	35.739.02	01	11	L11541	50.206.03	01	30
G109395	35.740.01	03	5	L11541	50.206.05	01	18
G110530	35.730.02	01	5	L11541	55.100.02	02	16
G110530	35.732.01	01	14	L11541	55.100.02	03	16
G32122	35.736.02	01	17	L11541	55.100.03	01	3
G32122	35.738.04	01	17	L11541	55.404.01	01	9
G32126	35.739.02	01	10	L11541	55.404.01	02	12
H434163	35.701.08	01	14	L11541	55.512.14	01	3
H434163	35.701.08	02	14	L11541	55.512.14	02	2
H434163	35.701.15	01	14	L11541	55.512.16	02	10
H434163	35.701.16	01	14	L11541	55.512.17	02	10
H434163	35.701.16	02	14	L11541	55.512.21	01	3
H434163	41.200.02	01	26	L11541	55.518.05	01	5
J931623	10.001.02	01	12	L11541	55.518.07	01	10
J931623	10.001.02	02	10	L11541	55.520.01	01	4
J932484	10.250.06	01	11	L11541	55.520.02	01	5
J932484	10.250.06	02	11	L11541	88.035.01		20
J935449	10.101.02	01	1	L11541	90.150.02	02	13
J935449	10.101.02	02	1	L11541	90.150.03	02	13
J936365	10.408.01	01	7	L11541	90.160.01	01	13
J936365	10.408.01	02	7	L115548	10.202.01	02	19
J936995	10.254.06	01	4	L17985	10.202.01	01	4
K260177	21.112.01	01	9	L17985	10.202.01	02	4
K260177	21.112.01	02	9	L18331	10.214.01	01	1
K261014	25.104.01	01	4	L18331	10.214.01	02	1
K261014	27.106.02	01	5	L18331	10.220.02	01	10
K261826	21.133.02	03	25	L18331	35.150.15	01	17
K262143	25.104.01	01	9	L18331	35.701.17	01	9
K262143	27.106.02	01	9	L18331	35.726.08	01	30
K395027	25.106.01	01	12	L18331	35.726.09	01	6
K395075	25.106.01	01	8	L18331	35.726.10		15
K395082	25.310.01	01	23	L18331	35.726.31	03	13
K395086	25.106.01	01	13	L18331	35.732.01	02	22
K395087	25.106.01	01	6	L18331	35.738.02	01	29
K395090	25.104.01	01	8	L18331	35.740.01	01	16
K395090	27.106.02	01	8	L18331	35.740.02	01	38
K395091	25.310.01	01	21	L18331	50.104.01	01	23
K395093	25.310.01	01	16	L18331	50.200.17	01	4

INDEX - INDICE - INDEX - ZAHLENVERZEICHNIS - INDICE - INDICE - INDHOLD - INHOUD

Number	Figure	Sequence	Ref.	Number	Figure	Sequence	Ref.
L18331	55.301.07	01	22	NS	90.150.09	01	12
L18331	55.301.08	01	16	NS	90.150.09	01	14
L18331	55.301.08	02	2	NS	90.150.09	01	15
L18331	55.404.01	02	13	NS	90.150.09	01	4
L18331	55.512.14	02	21	NS	90.150.09	01	6
L18331	55.514.01	01	20	NS	90.150.09	01	9
L18337	10.202.01	02	18	NSS	10.001.02	01	15
L18337	50.206.03	01	16	NSS	10.001.02	02	13A
L18337	90.120.05	02	22	NSS	10.001.02	02	1A
L302731	41.200.02	01	27	NSS	10.001.02	02	1B
L32100	35.106.02	01	9	NSS	10.101.01	02	10A
L32418	35.106.02	01	1	NSS	10.101.01	02	3A
L54563	35.726.30	01	23	NSS	10.101.02	02	7A
L54563	35.726.36	01	22	NSS	10.102.03	03	6A
L60224	35.750.02	01	8	NSS	10.106.07	02	5A
L60224	90.100.10	01	21	NSS	10.110.02	02	6A
L71879	05.100.01	01	22	NSS	10.202.03	01	1
LIST A	05.100.01	01		NSS	10.206.01	02	1A
LIST B	05.100.01	01		NSS	10.210.01	02	1A
N13505	25.108.01	01	11	NSS	10.218.05	02	1A
N13505	25.108.02	01	12A	NSS	10.218.05	02	2A
N13582	35.106.02	01	6	NSS	10.218.05	05	1A
N14367	25.100.08	01	2	NSS	10.250.06	02	10A
N14367	25.102.01	01	3	NSS	10.250.06	02	2A
N14373	25.100.08	01	7	NSS	10.250.06	02	7A
N14407	25.106.01	01	5	NSS	10.400.03	02	3A
N14408	25.106.01	01	7	NSS	10.400.03	02	6A
N14410	25.300.01	01	3	NSS	10.402.09	02	6A
N14466	90.150.05	01	21	NSS	10.408.01	02	2A
N7536	27.106.02	01	4	NSS	21.112.01	01	21
NS	10.254.08	01	4	NSS	21.112.01	01	23
NS	25.104.01	01	2A	NSS	21.112.01	01	24
NS	25.108.01	01	10A	NSS	21.112.01	02	13
NS	25.108.01	01	8A	NSS	21.112.01	02	2
NS	25.108.01	01	9A	NSS	21.112.01	02	24
NS	35.150.05	01	4	NSS	21.112.01	02	25
NS	35.726.09	01	1	NSS	21.134.01	01	2
NS	35.732.01	04	13	NSS	21.134.01	02	2
NS	35.750.01	01	21	NSS	21.134.05	01	1
NS	39.121.05	01	14	NSS	21.134.05	01	2
NS	44.511.08	01	2	NSS	21.134.05	01	3
NS	44.511.08	01	5	NSS	21.134.05	01	4
NS	55.404.01	01	7	NSS	21.154.01	01	10
NS	55.512.16	01	13	NSS	21.154.01	01	11
NS	55.512.16	01	23	NSS	21.154.01	01	12
NS	55.512.16	01	27	NSS	21.154.01	01	13
NS	55.512.16	03	23	NSS	21.154.01	01	14
NS	84.104.03	01	13	NSS	21.154.01	01	17
NS	84.106.01	01	13	NSS	21.154.01	01	18
NS	90.108.01	02	7	NSS	21.154.01	01	2

INDEX - INDICE - INDEX - ZAHLENVERZEICHNIS - INDICE - INDICE - INDHOLD - INHOUD

Number	Figure	Sequence	Ref.	Number	Figure	Sequence	Ref.
NSS	21.154.01	01	20	NSS	21.154.09	01	20
NSS	21.154.01	01	21	NSS	21.154.09	01	21
NSS	21.154.01	01	3	NSS	21.154.09	01	22
NSS	21.154.01	01	3A	NSS	21.154.09	01	22A
NSS	21.154.01	01	4	NSS	21.154.09	01	6
NSS	21.154.01	01	5	NSS	21.154.09	01	7
NSS	21.154.01	01	6	NSS	21.154.09	01	9
NSS	21.154.01	01	7	NSS	21.154.09	02	10
NSS	21.154.01	01	8	NSS	21.154.09	02	11
NSS	21.154.01	01	9	NSS	21.154.09	02	14
NSS	21.154.01	02	10	NSS	21.154.09	02	17
NSS	21.154.01	02	11	NSS	21.154.09	02	18
NSS	21.154.01	02	12	NSS	21.154.09	02	19
NSS	21.154.01	02	13	NSS	21.154.09	02	20
NSS	21.154.01	02	14	NSS	21.154.09	02	21
NSS	21.154.01	02	17	NSS	21.154.09	02	22
NSS	21.154.01	02	18	NSS	21.154.09	02	22A
NSS	21.154.01	02	2	NSS	21.154.09	02	6
NSS	21.154.01	02	20	NSS	21.154.09	02	7
NSS	21.154.01	02	21	NSS	21.154.09	02	9
NSS	21.154.01	02	3	NSS	21.154.09	03	12
NSS	21.154.01	02	3A	NSS	21.154.09	03	13
NSS	21.154.01	02	4	NSS	21.154.09	03	14
NSS	21.154.01	02	5	NSS	21.154.09	03	15
NSS	21.154.01	02	6	NSS	21.154.09	03	16
NSS	21.154.01	02	7	NSS	21.154.09	03	17
NSS	21.154.01	02	8	NSS	21.154.09	03	18
NSS	21.154.01	02	9	NSS	21.300.01	01	10
NSS	21.154.01	03	10	NSS	21.300.01	01	11
NSS	21.154.01	03	11	NSS	21.300.01	01	2
NSS	21.154.01	03	12	NSS	21.300.01	01	3
NSS	21.154.01	03	15	NSS	21.300.01	01	4
NSS	21.154.01	03	16	NSS	21.300.01	01	6
NSS	21.154.01	03	18	NSS	21.300.01	01	9
NSS	21.154.01	03	19	NSS	25.102.01	01	13
NSS	21.154.01	03	2	NSS	25.104.01	01	1
NSS	21.154.01	03	2A	NSS	25.104.01	01	2
NSS	21.154.01	03	3	NSS	25.106.01	01	1
NSS	21.154.01	03	4	NSS	25.106.01	01	2
NSS	21.154.01	03	5	NSS	25.300.02	01	10
NSS	21.154.01	03	6	NSS	25.300.02	01	11
NSS	21.154.01	03	7	NSS	25.300.02	01	2
NSS	21.154.01	03	8	NSS	25.300.02	01	3
NSS	21.154.01	03	9	NSS	25.300.02	01	4
NSS	21.154.09	01	10	NSS	25.300.02	01	9
NSS	21.154.09	01	11	NSS	25.310.01	01	14
NSS	21.154.09	01	14	NSS	25.310.01	01	15
NSS	21.154.09	01	17	NSS	25.310.01	01	3
NSS	21.154.09	01	18	NSS	35.150.06	02	1
NSS	21.154.09	01	19	NSS	35.150.06	02	2

INDEX - INDICE - INDEX - ZAHLENVERZEICHNIS - INDICE - INDICE - INDHOLD - INHOUD

Number	Figure	Sequence	Ref.	Number	Figure	Sequence	Ref.
NSS	35.150.08	01	1	NSS	35.724.10	01	4
NSS	35.150.08	01	2	NSS	35.724.10	01	5
NSS	35.701.03	01	6	NSS	35.726.08	01	18
NSS	35.701.03	01	7	NSS	35.730.02	01	19
NSS	35.701.17	02	11	NSS	35.732.01	01	7
NSS	35.701.17	02	5	NSS	35.732.01	01	8
NSS	35.701.17	02	8	NSS	35.732.01	05	16
NSS	35.701.17	03	2	NSS	35.738.01	01	7
NSS	35.701.17	04	3	NSS	35.738.01	01	8
NSS	35.701.17	04	6	NSS	35.739.02	01	7
NSS	35.701.17	05	2	NSS	35.739.02	01	8
NSS	35.701.17	05	6	NSS	41.216.05	01	2
NSS	35.701.17	05	8	NSS	41.216.06	01	10
NSS	35.724.04	01	1	NSS	41.216.06	01	11
NSS	35.724.04	01	13	NSS	55.301.01	01	2
NSS	35.724.04	01	14	NSS	55.301.01	01	3
NSS	35.724.04	01	15	NSS	55.301.01	01	4
NSS	35.724.04	01	16	NSS	55.408.01	01	12
NSS	35.724.04	01	17	NSS	55.512.16	03	27
NSS	35.724.04	01	18	NSS	82.100.01	01	1
NSS	35.724.04	01	19	NSS	82.100.01	02	1
NSS	35.724.04	01	2	NSS	82.100.01	03	1
NSS	35.724.04	01	20	NSS	82.100.02	01	1
NSS	35.724.04	01	28	NSS	82.100.02	02	1
NSS	35.724.04	01	3	NSS	82.100.03	01	1
NSS	35.724.04	01	4	NSS	82.100.04	01	
NSS	35.724.04	01	5	NSS	82.100.04	01	1
NSS	35.724.05	01	1	NSS	82.100.04	01	10
NSS	35.724.05	01	14	NSS	82.100.05	01	3
NSS	35.724.05	01	15	NSS	84.100.01	01	2
NSS	35.724.05	01	16	NSS	84.100.01	01	3
NSS	35.724.05	01	17	NSS	84.100.01	04	2
NSS	35.724.05	01	18	NSS	84.100.01	04	3
NSS	35.724.05	01	19	NSS	84.100.01	04	4
NSS	35.724.05	01	2	NSS	84.100.01	06	4
NSS	35.724.05	01	20	NSS	90.120.05	02	1B
NSS	35.724.05	01	21	NSS	90.150.05	01	20
NSS	35.724.05	01	22	NSS	90.150.05	01	22
NSS	35.724.05	01	3	P1139855X	27.106.02	01	7
NSS	35.724.05	01	30	P2745466	21.154.03	02	20
NSS	35.724.05	01	4	P2745466	21.154.03	03	20
NSS	35.724.05	01	5	P2745478	21.154.03	02	9
NSS	35.724.05	01	6	P2745478Q	21.154.03	03	9
NSS	35.724.09	01	1	P3533055	21.154.03	02	19
NSS	35.724.09	01	2	P3533055	21.154.03	03	19
NSS	35.724.09	01	3	P3533055	21.154.09	01	32
NSS	35.724.09	01	4	P3533055	21.154.09	02	32
NSS	35.724.10	01	1	P3533055	21.154.09	03	20
NSS	35.724.10	01	2	R46493	35.701.02	01	12
NSS	35.724.10	01	3	R54047	90.158.01	01	16

INDEX - INDICE - INDEX - ZAHLENVERZEICHNIS - INDICE - INDICE - INDHOLD - INHOUD

Number	Figure	Sequence	Ref.	Number	Figure	Sequence	Ref.
R54047	90.158.02	01	19				
REF	10.101.03	01	4				
REF	10.402.05	01	10				
REF	10.402.05	01	7				
REF	10.402.05	01	9				
REF	10.414.02	01	10				
REF	35.724.03	01	27				
REF	35.726.31	01	13				
REF	44.520.03	01	3				
REF	84.100.01	04					
REF	84.104.02	01					
S109445	35.736.02	01	9				
S109445	35.738.04	01	9				
S301064	27.100.09	01	4				
S301065	25.102.01	01	14				
ST205A	21.154.02	01	1				
ST205A	21.154.02	02	1				
ST205A	21.154.02	03	1				
ST205A	21.154.03	02	6				
ST205A	21.154.03	03	6				
ST264	21.140.01	01	21				
ST264	21.140.01	02	22				