RUTHZIL TRATOR COMERCIAL DE PEÇAS LTDA 11 97083-6812 ROLANDO CITRANGULO

CASE CONSTRUCTION

CX220C

CX220C
HYDRAULIC EXCAVATOR
Parts Catalog nº 47619517

CX220C
EXCAVADORA HIDRAULICA
Catálogo de Repuestos nº 47619517

CX220C
ESCAVADEIRA HIDRÁULICA
Catálogo de Peças nº 47619517



Issued 07/2014 Edición 07/2014 Edição 07/2014

Todos os direitos são reservados à **CNHI LATIN AMERICA LTDA.**.
Os dados contidos neste catálogo são fornecidos a título de indicação somente. A qualquer momento, a **CNHI LATIN AMERICA LTDA.** poderá introduzir, por razões de ordem técnica ou comerciais, modificações nos produtos descritos neste catálogo. Para informações mais detalhadas e atualizadas, solicitamos ao usuário consultar o concessionário **CNHI LATIN AMERICA LTDA.** mais próximo.
O sistema de numeração das peças utilizado neste catálogo não pode ser copiado ou utilizado sem autorização por escrito da **CNHI LATIN AMERICA LTDA.**.

All rights reserved by Soc. **CNHI LATIN AMERICA LTDA.**.
The information contained in this catalogue is intended to be of a general nature only. The **CNHI LATIN AMERICA LTDA.** may at any time and from time to time, for technical or other necessary reasons, modify any of the details or specifications of the product described in this catalogue. To be sure of getting accurate, detailed and up-to-date information, an intending buyer should consult his nearest **CNHI LATIN AMERICA LTDA.** dealer or distributor.
Single item numeration method used in this catalogue may not be used without written consent by Soc. **CNHI LATIN AMERICA LTDA.**.

Reservados todos los derechos para Soc. **CNHI LATIN AMERICA LTDA.**.
Los datos contenidos en este catálogo se facilitan a titulo indicativo. **CNHI LATIN AMERICA LTDA.** podrá introducir, en cualquier momento, por razones de naturaleza tanto técnica como comercial, modificaciones en los modelos descritos en este catálogo. Para mayor información rogamos al cliente se dirija al Concesionario o Filiale **CNHI LATIN AMERICA LTDA.** más próximo.
El sistema de numeración de las piezas reseñadas en el catálogo no puede ser objeto de imitación o copia en ningun caso sin autorización por escrito de Soc. **CNHI LATIN AMERICA LTDA.**.

Tutti i diritti sono riservati alla Soc. **CNHI LATIN AMERICA LTDA.**.
Il sistema di numerazione che individua is ingoli particolare elencati nel presente calatogo non può essere adottato in alcun caso senza autorizzazione scritta dalla Soc. **CNHI LATIN AMERICA LTDA.**. I dati contenuti in questo catalogo sono forniti a titolo indicativo. La **CNHI LATIN AMERICA LTDA.** potrà apportare in qualunque momento modifiche ai modelli descritti in questo catalogo, per ragioni di natura tecnica o commerciale.
Per ulteriore informazione, il cliente è pregato di rivolgersi al più vicino Concessionario o Sede **CNHI LATIN AMERICA LTDA.**.

Alle in diesem Propekt anthaltenen Angaben sind Orientierungsdate. Es können jedoch von **CNHI LATIN AMERICA LTDA.** sowohl aus technischen und Kaufmännischen Gründen als auch aus der Notwendigkeit, geänderte gesetzliche Erfordernisse der verschiedenen Lander zu berücksichtigen, Anderugen einge führt werden. Der Kunde ist gebeten, sich für weirtere information an Vertragshändler order.
CNHI LATIN AMERICA LTDA.-Niederlassungen zu werden.
Alle Urheberrechte sind von der **CNHI LATIN AMERICA LTDA.**-vorbehalten.
Die Benutzung des Numerierungssustems zur Kennzeichnung der im vorliegende Katalog aufgeführten Ersatzteile bedarf in jedem Falle der schriftlichen Genehmigung der **CNHI LATIN AMERICA LTDA.**.

Tous droits réservés à la Soc. **CNHI LATIN AMERICA LTDA.**.
Les données de cette brochure sont fournies à titre indicatif et pourraient se révéler caduques à la suite de modifications apportées par le constructeur, à n'import quel moment, pour de raisons techniques ou commerciales ainsi que pour satisfaire aux normes en vigueur dans le différents Pays. Pour toute information, nous prions le client de bien vouloir s'adresser au Concessionnaire ou à la Filiale **CNHI LATIN AMERICA LTDA.** les plus proches.
Le système de numérotation des pièces en list dans ce catalogue ne peut être adopté en aucun cas, sans une autorisation écrite de la Soc. **CNHI LATIN AMERICA LTDA.**.

Copyrigth by **CNHI LATIN AMERICA LTDA.**
Printed in Brazil

INSTRUÇÕES PARA O PEDIDO DE PEÇAS DE SERVIÇO

“Os números de peça indicados neste catálogo estão corretos até a data da publicação. A política da New Holland de contínuo melhoramento dos produtos durante toda a vida de produção do modelo, pode dar origem às últimas alterações nas figuras e nos números de peça. Quando encomendar peças de substituição, certifique-se de confirmar suas especificações no CD atual do sistema PAL ou com a microficha do catálogo de peças no seu concessionário.”

INSTRUCTIONS FOR ORDERING SPARE PARTS

“The part numbers shown in this catalogue are correct up to the date of publication. New Holland policy of continuously improving our products during the production lifetime of the Model may result in later changes to illustrations and to part numbers. When ordering replacement parts be sure to confirm your requirements against the current CD based PAL or microfiche parts catalogue at your dealership.”

INSTRUCCIONES PARA LOS PEDIDOS DE RECAMBIOS

“Los números de pieza indicados en este catálogo son los correctos en la fecha de la publicación. La política de New Holland es de constante mejora de sus productos durante todo el período de vida de la producción del Modelo, lo que puede hacer que se produzcan cambios en las ilustraciones y en los números de pieza. Al hacer pedidos de recambios debe asegurarse de que sean de acuerdo con sus necesidades comprobando el CD actualizado en sistema PAL o bien las microfichas de catálogos existentes en la agencia.”

ISTRUZIONI PER ORDINARE I RICAMBI

“ I numeri ricambio riportati in questo catalogo si intendono corretti fino alla data della pubblicazione. La New Holland persegue una politica di continuo miglioramento del prodotto durante tutto il periodo di produzione del modello per cui può accadere che ci siano modifiche successive alle illustrazioni e ai numeri ricambio. Al momento di ordinare un particolare di ricambio, verificare accuratamente i dati utilizzando il CD PAL o il catalogo ricambi su microfiche presente presso la Concessionaria.

ANLEITUNG ZUM BESTELLEN VON ERSATZTEILEN

“Die in diesem Katalog aufgeführten Teilnummern sind am Tag der Veröffentlichung korrekt. Die Firmenpolitik von New Holland sieht während der Produktionsdauer dieses Modells dessen kontinuierliche Verbesserung vor; dies kann zu späteren Änderungen an Abbildungen und Teilnummern führen. Stellen Sie vor der Bestellung von Ersatzteilen sicher, daß Sie bei Ihrem Händlerbetrieb die von Ihnen benötigten Teile mit dem aktuellen PAL auf der Grundlag e von CDs oder dem aktuellen Microfiche-Ersatzteilkatalog abgeglichen haben.”

INSTRUCTIONS POUR COMMANDE PIECES DETACHEES

Les références de pièces détachées notées dans ce catalogue sont correctes à la date de publication.La politique New Holland pour l’amélioration constante des produits durant la durée de vie des modèles peut changer les illustrations et les références des pièces détachées.Quand l’ordre de remplacement de pièces est confirmé, il est nécessaire de mettre à jour l’actuel CD base PAL ou microfiches de pièces détachées chez votre concessionnaire.

REGRAS PARA PEDIDO DE PEÇAS

Este catálogo está dividido em seções principais correspondendo a áreas específicas do produto. Cada seção está representada através de figuras detalhadas (desenhos) para auxiliar na localização e identificação de peças. As peças disponíveis para serviço estão indicadas ao lado da figura e, para a correta identificação das peças necessárias proceder da seguinte forma:

1) Consultar a figura da seção principal na página 16 para identificar a seção em questão.

2) Em seguida, consultar as páginas 17 a 36 para encontrar a figura à qual pertence o número de peça necessário.

3) Consultar o índice do número de peça na página 44. Este índice apresenta todos os números de peça que aparecem no catálogo.

ORDERING RULES

This catalogue is divided into main sections corresponding to specific areas of the product. Each section is represented by detailed figures (illustrations) to assist in locating and identifying parts. Parts released for service are indicated alongside the figure, hence, for the correct identification of parts required proceed as follows:

1) Consult the main section illustration on page 16 to identify the section in question.

2) Then consult pages 17 to 36 to find the figure to which the required part number belongs.

3) Refer to the part number index on page 44. This index lists all part numbers appearing in the catalogue.

NORMATIVA DE PEDIDOS

Este catálogo se divide en tres secciones principales correspondientes a áreas específicas del producto. Cada sección se representa con figuras detalladas (ilustraciones) para facilitar la localización e identificación de las piezas. Las piezas disponibles para el servicio se encuentran indicadas al lado de la figura, de aquí, que para la identificación correcta de las piezas necesarias, deba seguirse este orden:

1) Consultar la sección principal en la ilustración de la página 16 para identificar la sección en cuestión.

2) Seguidamente consultar las páginas 17 to 36 para localizar la figura a la que pertenece el número de pieza buscada.

3) Ver el índica de números de pieza en la página 44. Este índica contiene todos los números de pieza del catálogo.

NORME PER L'ORDINAZIONE

Questo catalogo è suddiviso in sezioni principali corrispondenti alle aree specifiche della macchina. Ogni sezione è composta da figure tecniche dettagliate che agevolano l'individuazione e l'identificazione dei particolari. I particolari disponibili per l'assistenza sono indicati unitamente alla figura, per cui per la corretta identificazione degli stess i è necessario procedere come segue:

1) Consultare l'illustrazione delle sezioni principali a pag. 16 per individuare la sezione che interessa.

2) Consultare poi le pagine da 17 a 36 per trovare la figura alla quale appartiene il numero del ricambio necessario.

3) Fare riferimento all'indice dei numeri ricambio a pag. 44, che elenca tutti i numeri ricambio che appaiono nel catalogo.

BESTELLREGELN

Dieser Katalog ist in Hauptabschnitte aufgeteilt, die speziellen Baugruppen des Produkts entsprechen. Jeder Abschnitt wird durch detaillierte Abbildungen veranschaulicht, die das Auffinden und Identifizieren von Teilen erleichtern. Für den Service freigegebene Teile sind neben der Abbildung aufgeführt; um erforderliche Teile richtig zuzuordnen, gehen Sie somit wie folgt vor:

1) Stellen Sie mit Hilfe der auf Seite 16 veranschaulichten Hauptabschnitte fest, zu welcher Baugruppe bzw. welchem Abschnitt das Teil gehört.

2) Suchen Sie dann auf den Seiten 17 bis 36 die Abbildung, zu der die Nu mmer des benötigten Teils gehört.

3) Suchen Sie die Nummer im Teilnummer-Verzeichnis auf Seite 44. In diesem Verzeichnis sind alle im Katalog enthaltenen Teilnummern zusammengefaßt.

REGLES DE COMMANDES

Ce catalogue est divisé en sections principales correspondant aux aires spécifiques de production. Chaques sections est représentées par des figures détaillées (illustrations) pour aider à la localisation et à l'identification des pièces détachées. Les pièces nécessaires pour le service sont indiquées sur le côté de la figure, pour l'identification correcte de la pièce requise procédez comme ci dessous

1) Consultez l'illustration de la section principale page 16 pour identifier la section en question

2) Consulter les pages de 17 à 36 pour trouver la figure qui contient la référence demandée

3) Se référer à l'index de la référence pièce à la page 44 .Cet index indique toutes les références pièces apparaissant dans le catalogue.

01.01	01	p6	02/03

CHASSI
MAIN FRAME
BASTIDOR
TELAIO
GESTELL
CHASSI

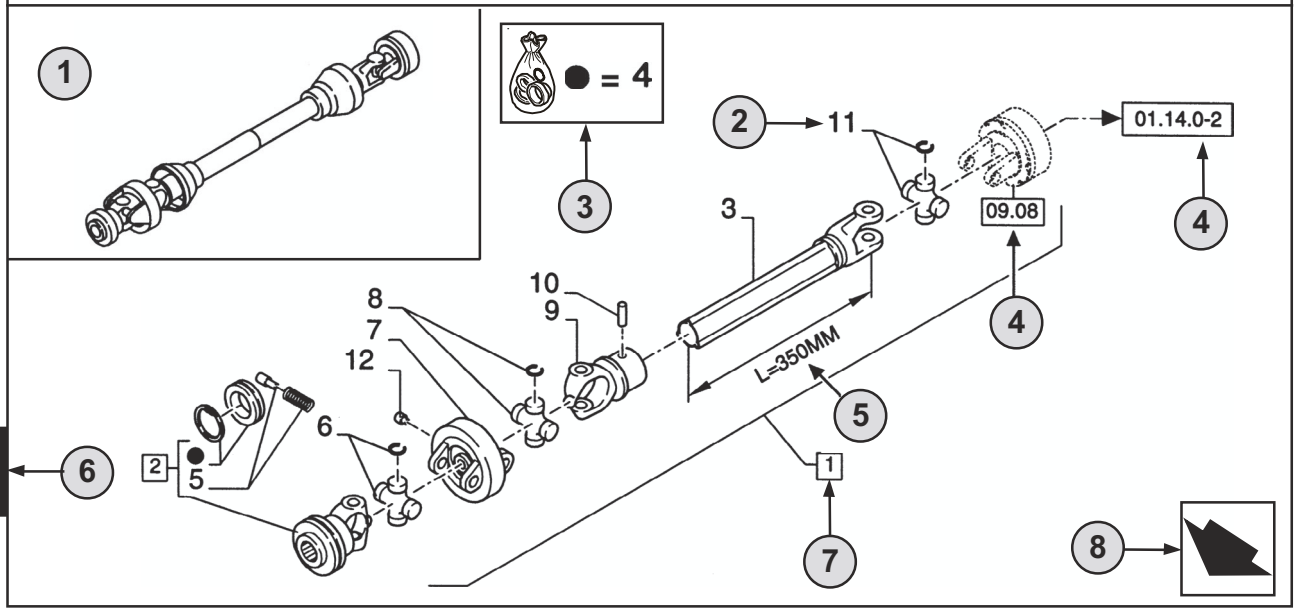

1

9 10

01.01	01	p6	02/03
11	12	13	14

CHASSI - D0200
MAIN FRAME
BASTIDOR
TELAIO
GESTELL
CHASSI

R	N	P.N.	MOD	Q	Descrição	Description	Descripción	L.C.
	A	**86529340**		1	TOMADA DE FORÇA **(2 AO 11)**	SHAFT, PTO	TOMA DE FUERZA	207P
2		**84014007**		1	GARFO **(4,5)**	YOKE	HORQUILLA	085F
3		**NSS**		1	EIXO, **L=350MM**	SHAFT	EJE	016A
4		**84004292**	C0204	1	KIT	KIT	EQUIPO	305C
		[84058743]	D0500	1	KIT	KIT	EQUIPO	305C

15 16 7 2 18 19 20 21 17 22 22 23

(A) SOMENTE BRASIL 24

1

STANDARD 25

26 **MODELOS**

PORTUGUÊS

1 **Posição** da “Figura” na máquina.

2 Referência - figura chamar pelo n° de peça.

3 Peças fornecidas nos kits de reparação por referência de símbolo.

4 01.14.0-2 Peça indicada na **Página** ou no **Figura**, ou chamadas para **Variações** ou **Detalhes**. Indicam componentes que se mostram em detalhe em um outro local do catálogo com o número da figura indicado.

5 Especificações técnicas relacionadas com a peça indicada.

6 Número da **Seção**.

7 2 Inclui os item(s) .....

8 Orientação (A seta indica a frente da máquina). 

9 Descrição da figura.

10 Informação geral da figura.

11 Código do **Conjunto**.

12 Código de **Seqüência** no conjunto.

13 Número da página no código de seqüência.

14 **Data** da impressão ou da atualização da página (mês-ano).

15 **Nota** - Em relação ao n°. de peça. Existe uma chave para os símbolos e abreviaturas na parte inferior da página.

16 Peças que não são disponibilizadas (ver a Página 42).

17 Descrição adicional da peça para auxiliar a confirmar a identificação.
Consultar a página 42 para explicação dos símbolos usados.

18 Não disponível como peça de serviço.

19 Número de Peça.

20 Modificação.
C 0201 = Peça válida **ATÉ 0201** mudar.
D 0300 = Peça válida **A PARTIR** de **0300** mudar.
F 0202 = Peça válida **A PARTIR do N°. de Série.... até ao N°. de Série....**

Implementação da mudança. N° de série a partir do qual a alteração tem início. Os números são indicados na plaqueta de identificação do modelo (ver a página 38).
Ex.: **D0300 N° de Série 2503001** significa que a peça foi montada **“A PARTIR”** do n°. de série **2503001.**
Como conseqüência, as peças marcadas por **C0201**, foram montadas **“ATÉ”** ao n°. de série **2501999.**
Ver a tabela de códigos na página 41.

21 **Quantidade** total de peças referenciadas na página. A quantidade pode ser substituída pelas seguintes indicações:
M = fornecido em metros. **AR** = Quantidade consoante ao pedido.

22 **Descrição** da peça.

23 **L.C. - Código Léxico** para a identificação dos nomes das peças (ver página 45).

24 Referências de rodapé.

25 Notas das figuras.

26 Número do modelo.

01.01	01	p8	02/03

CHASSI
MAIN FRAME
BASTIDOR
TELAIO
GESTELL
CHASSI

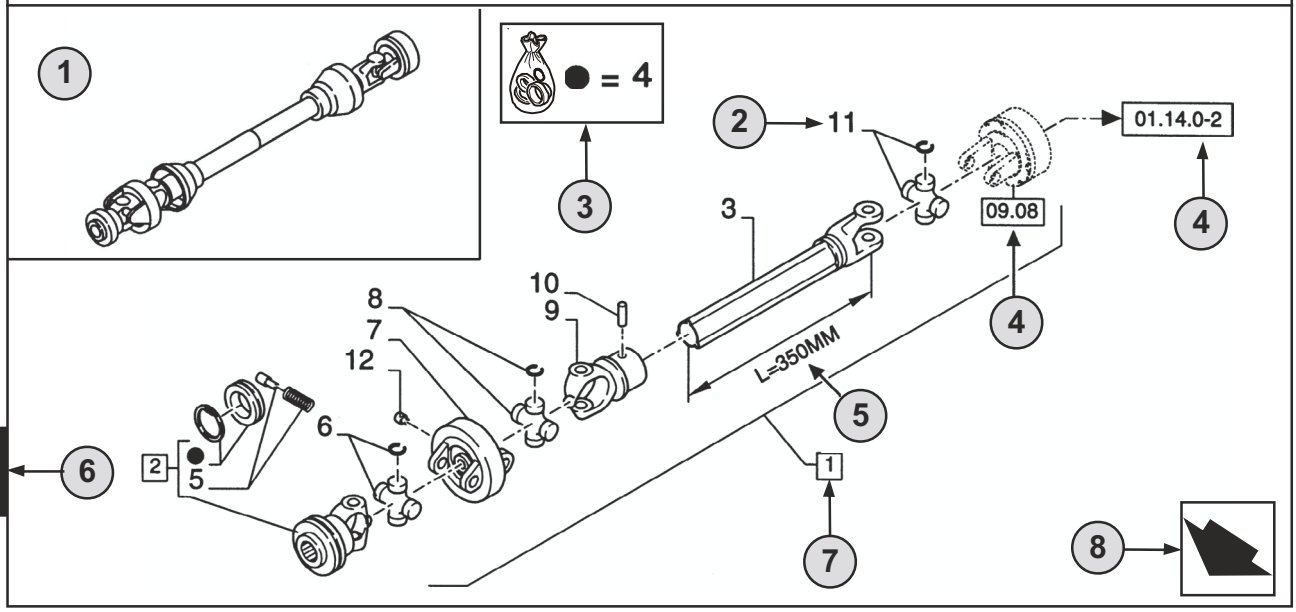

9 10

01.01	01	p8	02/03
11	12	13	14

CHASSI - D0200
MAIN FRAME
BASTIDOR
TELAIO
GESTELL
CHASSI

R	N	P.N.	MOD	Q	Descrição	Description	Descripción	L.C.
	A	**86529340**		1	TOMADA DE FORÇA **(2 AO 11)**	SHAFT, PTO	TOMA DE FUERZA	207P
2		**84014007**		1	GARFO **(4,5)**	YOKE	HORQUILLA	085F
3		**NSS**		1	EIXO, **L=350MM**	SHAFT	EJE	016A
4		**84004292**	C0204	1	KIT	KIT	EQUIPO	305C
		[84058743]	D0500	1	KIT	KIT	EQUIPO	305C

15 16 7 2 18 19 20 21 17 22 22 23

(A) SOMENTE BRASIL 24

STANDARD 25

26 **MODELOS**

1

ENGLISH

1 **Position** of the “Figure” on the machine.

2 Reference - Figure call-out of the partnumber.

3 Parts supplied in repair kits per symbol reference.

4 01.14.0-2 Part illustrated on the **Page** or in the **Figure** indicated, or calls for **Variations** or **Details**. Indicates components shown in detail elsewhere in the catalogue under the figure number shown.

5 Technical specifications relating to the Part indicated.

6 **Section** number.

7 2 Includes item(s) .....

8 Orientation. (Arrow indicates front of the machine). 

9 Figure description.

10 General information of the figure.

11 **Assembly** code.

12 **Sequence** code within the assembly.

13 Page number within the sequence code.

14 **Date** of printing or updating of page (month-year).

15 **Note** - Relating to the Part Number. There is a key to symbols and abbreviations at the bottom of the text page.

16 Non-serviced parts. (see page 42).

17 Further description of the part to help confirm identification. Refer to page 42 for explanation of symbols used.

18 Not available as service part.

19 Part Number.

20 Modification.
C 0201 = Part valid **UNTIL 0201** change.
D 0300 = Part valid **FROM 0300** change.
F 0202 = Part valid **FROM Serial N.... to Serial N....**

Implementation of change. Serial number from which the change starts.
The numbers are indicated on the identification plate of the model (see page 38).
E.g.: **D0300 Serial n° 2503001** means that the part has been installed **“FROM”** serial number **2503001**. Consequently, the parts marked by C0201, were installed **“UP TO”** serial number **2501999**.
See code table page 41.

21 Total **Quantity** of the Part referred to in the page.
The quantity can be replaced by the following indications:
M = supplied in metres. **AR** = quantity as requested.

22 Part **Description**.

23 **L.C. - Lexicon code** for the identification of Part names (see page 45).

24 Footnote references.

25 Figure notes.

26 Model number.

01.01	01	p10	02/03

CHASSI
MAIN FRAME
BASTIDOR
TELAIO
GESTELL
CHASSI

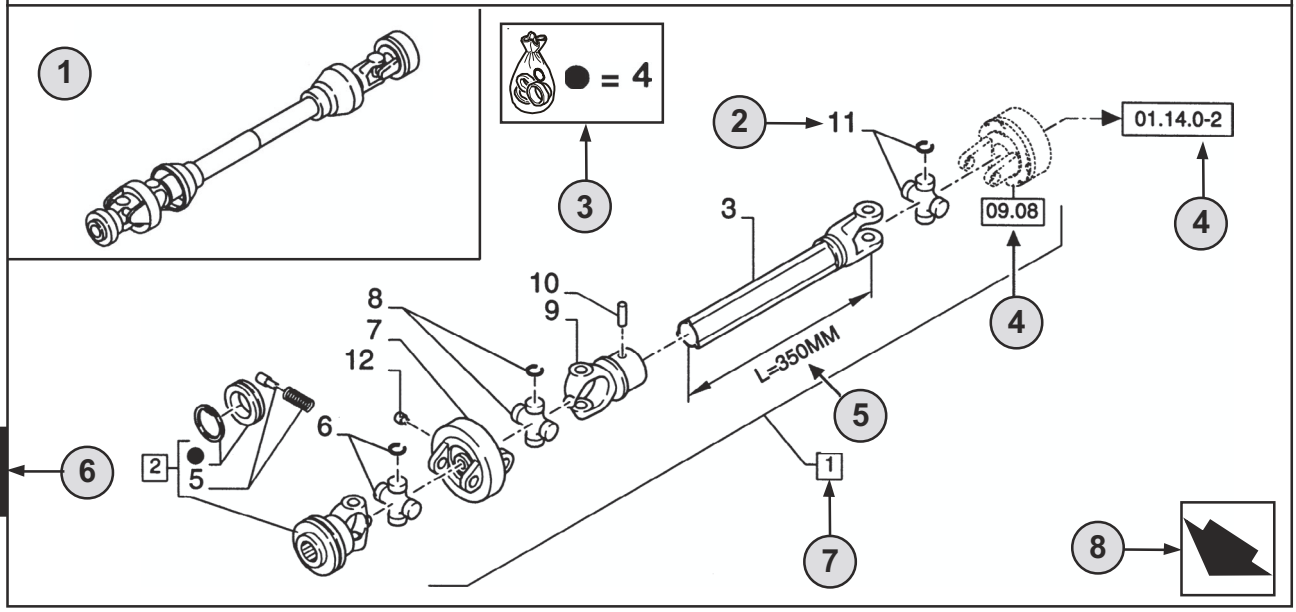

1

9 10

01.01	01	p10	02/03
11	12	13	14

CHASSI - D0200
MAIN FRAME
BASTIDOR
TELAIO
GESTELL
CHASSI

R	N	P.N.	MOD	Q	Descrição	Description	Descripción	L.C.
	A	**86529340**		1	TOMADA DE FORÇA **(2 AO 11)**	SHAFT, PTO	TOMA DE FUERZA	207P
2		**84014007**		1	GARFO **(4,5)**	YOKE	HORQUILLA	085F
3		**NSS**		1	EIXO, **L=350MM**	SHAFT	EJE	016A
4		**84004292**	C0204	1	KIT	KIT	EQUIPO	305C
		[84058743]	D0500	1	KIT	KIT	EQUIPO	305C

15 16 7 2 18 19 20 21 17 22 22 23

(A) SOMENTE BRASIL 24

1

STANDARD 25

26 **MODELOS**

ESPAÑOL

1 **Posición** de la “Figura” en la máquina.

2 Referencia - Figura correspondiente del número de pieza.

3 Piezas suministradas en juegos de reparación por símbolo de referencia.

4 01.14.0-2 Pieza ilustrada en la **Página** o en la **Figura** indicado, o indicaciones por **Variaciones** o **Detalles.** Señala componentes mostrados en detalle en algún lugar del catálogo bajo este número de figura.

5 Especificaciones técnicas relacionadas con la pieza indicada.

6 Número de **Sección**.

7 2 Incluye punto(s) .....

8 Orientación (La flecha indica la parte delantera de la máquina). 

9 Descripción de la figura.

10 Información general de la figura.

11 Código de **Conjunto.**

12 Código de **Secuencia dentro del conjunto.**

13 Número de pieza dentro del código de secuencia.

14 **Fecha** de impresión o puesta al día de la página (mes-año).

15 **Nota -** Relacionada con el Número de Pieza.Hay una clave de símbolos y abreviaciones al final de la página de texto.

16 Piezas que no se suministran en servicio (ver página 42).

17 Descripción ulterior de la pieza para facilitar su identificación. Ver la explicación de los símbolos utilizados en la página 42.

18 No disponible como pieza de servicio.

19 Número de pieza.

20 Modificación.
C 0201 = Pieza válida **HASTA** el cambio **0201**.
D 0300 = Pieza válida **DESDE** el cambio **0300**.
F 0202 = Pieza válida **DESDE el N° de Serie.... al N° de Serie....**

Implementación del cambio. Número de serie a partir del cual comienza el cambio. Los números se indican en la placa de identificación del modelo (ver página 38).
P.e.: **D0300 Serie n° 2503001** significa que las piezas se han instalado **“DESDE”** el número de serie **2503001**.
En consecuencia, las piezas marcadas con **C0201**, fueron montadas **“HASTA”** el número de serie **2501999**.
Ver tabla de códigos en la página 41.

21 **Cantidad** total de las piezas referenciadas en la página.
La cantidad puede ser sustituida por cualquiera de las siguientes indicaciones:
M = suministrada por metros. **AR** = cantidad según sea necesario.

22 **Descripción** de la pieza.

23 **L.C. - Código Léxico** para la identificación de los nombres de piezas (ver página 45).

24 Notas de pié de página.

25 Notas de figura.

26 Número de modelo.

01.01	01	p12	02/03

CHASSI
MAIN FRAME
BASTIDOR
TELAIO
GESTELL
CHASSI

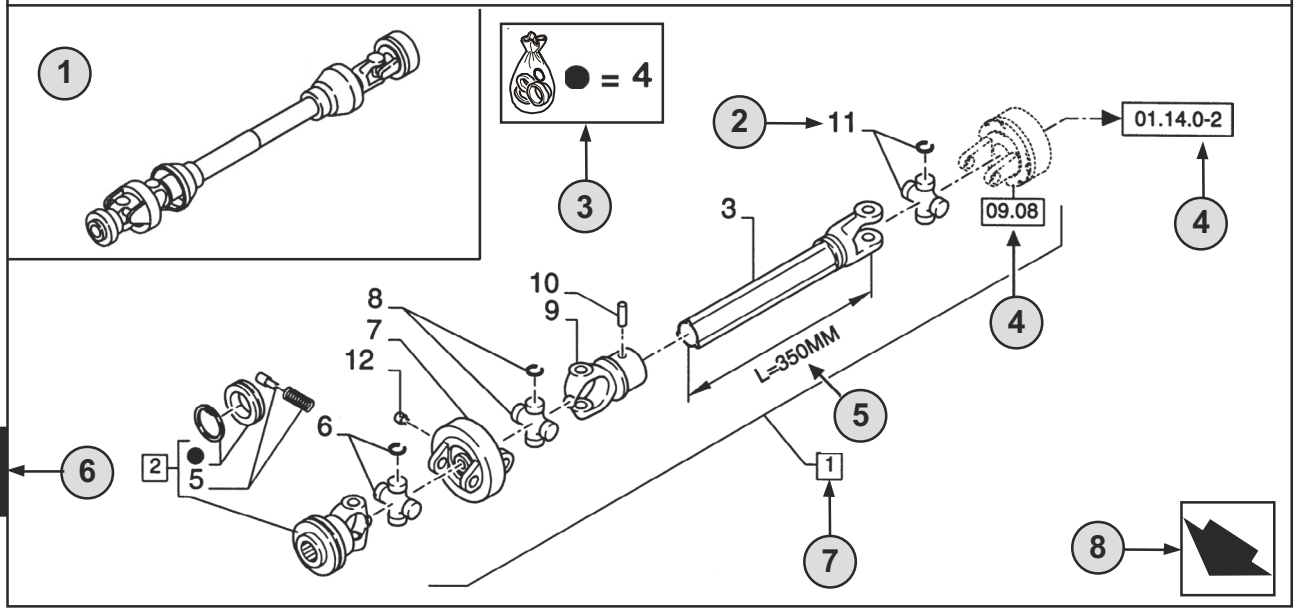

1

9 10

01.01	01	p12	02/03
11	12	13	14

CHASSI - D0200
MAIN FRAME
BASTIDOR
TELAIO
GESTELL
CHASSI

R	N	P.N.	MOD	Q	Descrição	Description	Descripción	L.C.
	A	**86529340**		1	TOMADA DE FORÇA **(2 AO 11)**	SHAFT, PTO	TOMA DE FUERZA	207P
2		**84014007**		1	GARFO **(4,5)**	YOKE	HORQUILLA	085F
3		**NSS**		1	EIXO, **L=350MM**	SHAFT	EJE	016A
4		**84004292**	C0204	1	KIT	KIT	EQUIPO	305C
		[84058743]	D0500	1	KIT	KIT	EQUIPO	305C

15 16 7 2 18 19 20 21 17 22 22 23

(A) SOMENTE BRASIL 24

1

STANDARD 25

26 **MODELOS**

1 **Posizione** della “Figura” sulla macchina.

2 Riferimento del Numero ricambio nella figura.

3 Particolari forniti nei corredi di riparazione per riferimento simbolico.

4 01.14.0-2 Particolare illustrato alla **Pagina** o nella **Figura** indicata, oppure richiamo per **Variazioni** o **Dettagli.** Indica i componenti illustrati in dettaglio in un’altra parte nel catalogo sotto il numero di figura riportato.

5 Dati tecnici relativi al particolare indicato.

6 Numero **Sezione**.

7 2 Comprende il/i pezzo/i .....

8 Orientamento (la freccia indica la parte anteriore della macchina). 

9 Descrizione figura.

10 Informazioni generali sulla figura.

11 Codice **complessivo**.

12 Codice **sequenza** nel complessivo.

13 Numero pagina nel codice sequenza.

14 **Data** di stampa o di aggiornamento della pagina (mese-anno).

15 **Nota** - Si riferisce al numero ricambio. In fondo alla pagina di testo è riportato la legenda dei simboli e delle abbreviazioni.

16 Particolari non soggetti a manutenzione (vedi pag.42).

17 Ulteriore descrizione del particolare per confermare definitivamente l’indentificazione.Fare riferimento a pag.42 per la spiegazione dei simboli utilizzati.

18 Non disponibile come particolare per l’assistenza.

19 Numero ricambio.

20 Modifica.
C 0201 = Particolare valido **FINO alla modifica 0201**.
D 0300 = Particolare valido **A PARTIRE dalla modifica 0300**.
F 0202 = Particolare valido **A PARTIRE dal telaio n. .... fino al telaio n. ....**

Introduzione della modifica. Numero telaio a partire dal quale la modifica è stata adottata.
I numeri sono indicati sulla targhetta di identificazione del modello (vedi pag. 38).
E.s.: **D0300 telaio n. 2503001** significa che il particolare è stato installato **“A PARTIRE DAL”** talaio n. **2503001**. Per cui, i particolari marcati **C0201**, sono stati installati **“FINO AL”** telaio n. **2501999**.
Vedere tabella codici a pag. 41.

21 **Quantità** totale del particolare indicato nella pagina.
La quantità può essere sostituita dalle indicazioni seguenti:
M = fornito a metri. **AR** = quantità come necessario (‘as required’).

22 **Descrizione particolare**.

23 **L.C. - Codice Lessico** per l’identificazione dei nomi dei particolari (vedi pag.45).

24 Riferimenti note a piè di pagina.

25 Note figura**.**

26 Numero modello.

01.01	01	p14	02/03

CHASSI
MAIN FRAME
BASTIDOR
TELAIO
GESTELL
CHASSI

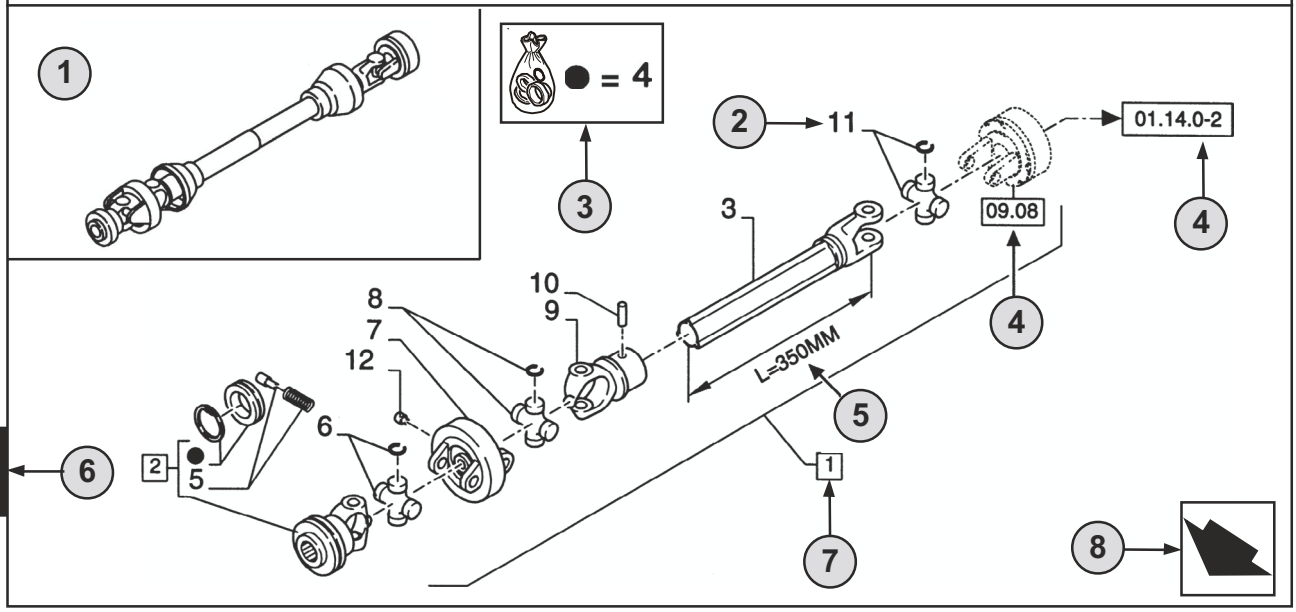

1

9 10

01.01	01	p14	02/03
11	12	13	14

CHASSI - D0200
MAIN FRAME
BASTIDOR
TELAIO
GESTELL
CHASSI

R	N	P.N.	MOD	Q	Descrição	Description	Descripción	L.C.
	A	**86529340**		1	TOMADA DE FORÇA **(2 AO 11)**	SHAFT, PTO	TOMA DE FUERZA	207P
2		**84014007**		1	GARFO **(4,5)**	YOKE	HORQUILLA	085F
3		**NSS**		1	EIXO, **L=350MM**	SHAFT	EJE	016A
4		**84004292**	C0204	1	KIT	KIT	EQUIPO	305C
		[84058743]	D0500	1	KIT	KIT	EQUIPO	305C

15 16 7 2 18 19 20 21 17 22 22 23

(A) SOMENTE BRASIL 24

1

STANDARD 25

26 **MODELOS**

DEUTSCH

1 **Position** der “Abbildung” an der Maschine.

2 Bezug - Abbilding, auf der die Teilnummer aufgeführt ist.

3 Teile, die gemäß der Bezeichnung durch das Symbol in Reparatursätzen geliefert werden.

4 01.14.0-2 Teil, das auf der angegebenen **Seite** oder **Abbildung** veranschaulicht ist, oder Verweis auf **Änderungen** oder **dataillierte Angaben**. Angabe von Teilen, die an anderer Stelle innerhalb des Katalogs unter der dargestellten Abbildungsnummer detailliert dargestellt sind.

5 Technische Daten zum angegebenen Teil.

6 **Abschnitts**nummer.

7 2 I Umfaßt Teil(e) .....

8 Orientierung (der Pfeil weist zur Vorderseite der Maschine). 

9 Beschreibung der Abbildung.

10 Allgemeine Information zur Abbildung.

11 **Montage**code.

12 **Folge**code innerhalb der Baugruppe.

13 Seitennummer innerhalb des Folgecodes.

14 **Datum** des Drucks oder der Aktualisierung der Seite (Monat-Jahr).

15 **Hinweis -** Bezieht sich auf die Teilnummer. Ein Schlüssel für die Symbole und Abkürzungen befindet sich unten auf der Textseite.

16 Kein gewartetes Teil. (Siehe Seite 42).

17 Weitere Beschreibung des Teils; dient als Hilfe bei der Identifizierung des Teils. Beachten Sie Seite 42 mit einer Erläuterung der verwendeten Symbole.

18 Nicht als Service-Teil erhältlich

19 Teilnummer.

20 Modifizierung.
C 0201 = Teil gültig **BIS** zur Änderung **0201**.
D 0300 = Teil gültig **AB** der Änderung **0300**.
F 0202 = Teil gültig **AB Serien-N.... bis Serien-N....**

Einführung der Änderung. Serienummer, von der an die Änderung erfolgte. Die Nummern sind auf dem Typenschild des Modells aufgeführt (siehe Seite 38).
Beispiel: **D0300 Serienummer 2503001** bedeutet, daß das Teil “**AB**” Serienummer **2503001** montiert wurde. Folglich wurden Teile, die mit **C0201** markiert sind, **“BIS”** Serienummer **2501999** montiert.Es sei auf die Code-Tabelle auf Seite 41 verwiesen.

21 **Gesamtzahl** des auf der Seite Aufgeführten Teils.Diese Zahl kann durch die folgenden Angaben ersetzt sein:
M = Lieferung in Meter. **AR** = Anzahl nach Bedarf.

22 **Beschreibung** von Teilen.

23 **L.C. - Lexikon-Code** zur Identifizierung von Bezeichnungen für Teile (siehe Seite 45).

24 Fußnotenverzeichnisse.

25 Hinweise zu Abbildungen.

26 Modellnummer.

01.01	01	p16	02/03

CHASSI
MAIN FRAME
BASTIDOR
TELAIO
GESTELL
CHASSI

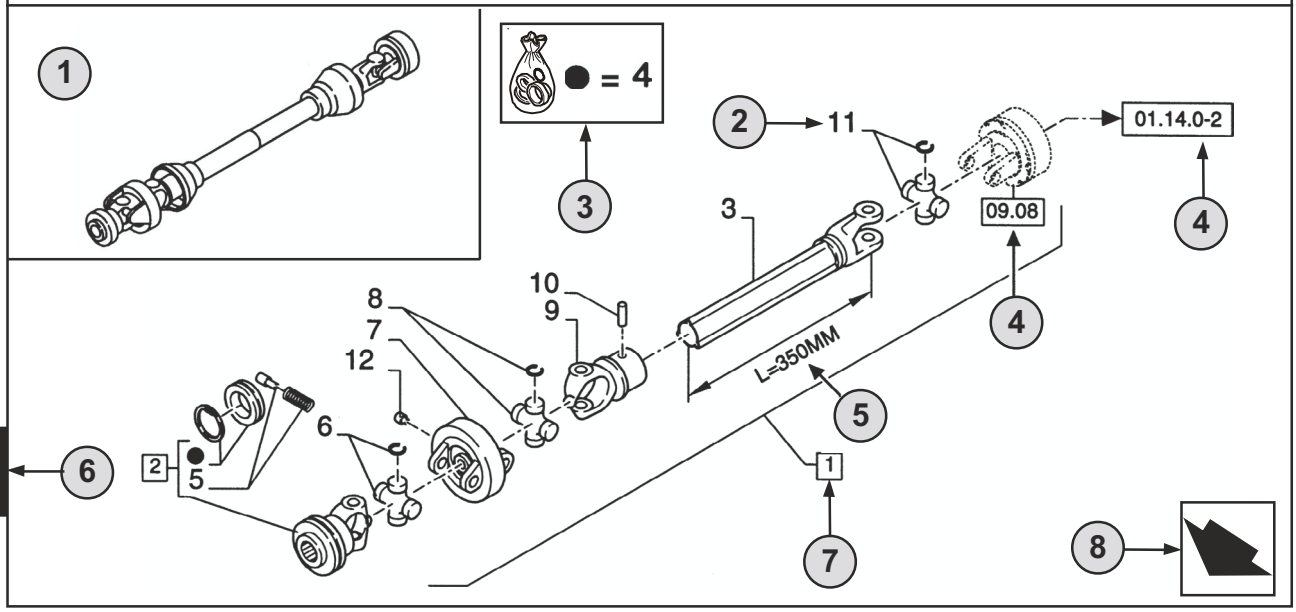

1

9 10

01.01	01	p16	02/03

11 12 13 14

CHASSI - D0200
MAIN FRAME
BASTIDOR
TELAIO
GESTELL
CHASSI

R	N	P.N.	MOD	Q	Descrição	Description	Descripción	L.C.
	A	**86529340**		1	TOMADA DE FORÇA **(2 AO 11)**	SHAFT, PTO	TOMA DE FUERZA	207P
2		**84014007**		1	GARFO **(4,5)**	YOKE	HORQUILLA	085F
3		**NSS**		1	EIXO, **L=350MM**	SHAFT	EJE	016A
4		**84004292**	C0204	1	KIT	KIT	EQUIPO	305C
		[84058743]	D0500	1	KIT	KIT	EQUIPO	305C

15 16 7

2 18 19 20 21 17 22 22 23

(A) SOMENTE BRASIL 24

1

STANDARD 25

26 **MODELOS**

1 Position du “Chiffre” sur la machine.

2 Référence-Chiffre de terminaison de la référence**.**

3 Pièces détachées approvisionnées en kit de réparation par symbole de référence.

4 01.14.0-2 Pièce illustrée dans la **page** ou sur la **figure** indiquée, pour des **variations** ou des **détails**. Montre les composants détaillés par ailleurs dans le catalogue sous le numéro de la figure.

5 Spécifications techniques relatif à la pièce indiquée.

6 Numérotation des sections.

7 2 ITEM inclus .....

8 Orientation (la Flèche indique l’avant de la machine). 

9 Description de la figure.

10 Information générale de la figure.

11 Code d’assemblage.

12 Code de séquence sans l’assemblage.

13 Numéro de page sans le code de séquence.

14 Date d’impression ou mise à jour de la page (mois-année).

15 Note-relatif à la référence. Ceci est la clé des symboles et abréviations en bas de la page suivante.

16 Pièces non servies (voir page 42).

17 Description supplémentaire de la pièces pour aider à la confirmation de l’identification.
Se reporter à la page 42 pour l’explication des symboles utilisés.

18 Ne concerne pas le service pièces détachées.

19 Référence.

20 Modification.
C 0201 = Pièce valable **JUSQU’A 0201** Changement.
D 0300 = Pièce valable **A PARTIR DE 0300** Changement.
F 0202 = Pièce valable **A PARTIR DU** N° de série **.... Jusqu’au** N° de série**....**

Mise en oeuvre de changement.Les numéro de série qui démarrent.Les numéros sont indiqués sur la plaque d’identification du modèles (voir page 38).
Ex.: **D0300** N° de série **2503001** indique que la pièce a été installée à partir du N° de série **2503001**.
En conséquence la pièce marquée **C0201** serait installée après le N° de série **2501999**.
Voir la table - codes page 41.

21 Total du nombre de pièces référencées dans la page.
La quantité peut être remplacée par l’indications suivante:
M = Vendu au mètres. **AR** = Quantité à la demande.

22 Description de la pièce.

23 L.C. - Code Lexique ou Glossaire pour l’identification du nom des pièces (voir page 45).

24 Référence en bas de page.

25 Annotation des chiffres.

26 Numéro du modèle.

TABLE OF CONTENTS

10.001.AB	01	CYLINDER BLOCK
10.001.AB	02	CYLINDER BLOCK
10.001.AB	03	CYLINDER BLOCK
10.001.AD		ENGINE
10.001.AK		ENGINE MOUNT
10.101.AA		CYLINDER HEAD & RELATED PARTS,
10.101.AB	01	VALVE COVER
10.101.AB	02	VALVE COVER
10.101.AD	01	EXPANSION PLUG
10.101.AD	02	EXPANSION PLUG
10.101.AD	03	EXPANSION PLUG
10.102.AK		FRONT ENGINE COVER
10.102.AP		ENGINE OIL PAN
10.102.BB	01	HOUSING & COVERS
10.102.BB	02	HOUSING & COVERS
10.103.AA		CRANKSHAFT
10.103.AG		CRANKSHAFT & PULLEY
10.103.AH		FLYWHEEL
10.105.AB		CONNECTING ROD & PISTON
10.105.AG		PISTON
10.106.AA		CAMSHAFT
10.106.AO		ROCKER ARM
10.110.AD		CRANKSHAFT, DAMPER
10.206.AG		FUEL FILTER
10.210.AF		FUEL LINE
10.210.AQ		FEED PUMP
10.218.AE		FUEL SYSTEM INJECTOR
10.218.AF		FUEL INJECTOR
10.218.AI	01	FUEL LINE
10.218.AI	02	FUEL LINE, RETURN LINE
10.218.AR	01	INJECTION PUMP DRIVE
10.218.AR	02	INJECTION PUMP DRIVE
10.250.AC		TURBOCHARGER
10.250.AD		TURBOCHARGER LINE
10.254.AC		EXHAUST MANIFOLD
10.254.AM	01	INTAKE & EXHAUST MANIFOLD

TABLE OF CONTENTS

10.254.AM	02	INTAKE & EXHAUST MANIFOLD
10.304.AC		ENGINE OIL PUMP
10.304.AE		ENGINE OIL FILTER
10.304.AJ	01	FILLER, OIL
10.304.AJ	02	FILLER, OIL
10.304.AS		DIPSTICK
10.400.AP		WATER PUMP LINE
10.400.BB		WATER PUMP
10.400.BC	01	THERMOSTAT
10.400.BC	02	THERMOSTAT
10.400.BC	03	THERMOSTAT
10.408.AO		OIL COOLER
55.013.AA		OIL, SENSOR
55.015.AC		SENSOR
55.201.AE		STARTER MOTOR
55.202.AE		BLOCK HEATER
55.301.AA		ALTERNATOR
55.301.AB	01	ALTERNATOR PULLEY, BELT & BRACKET
55.301.AB	02	ALTERNATOR PULLEY, BELT & BRACKET

SECTION INDEX

ENGINE

10.001.AB	01	CYLINDER BLOCK
10.001.AB	02	CYLINDER BLOCK
10.001.AB	03	CYLINDER BLOCK
10.001.AD		ENGINE
10.001.AK		ENGINE MOUNT
10.101.AA		CYLINDER HEAD & RELATED PARTS,
10.101.AB	01	VALVE COVER
10.101.AB	02	VALVE COVER
10.101.AD	01	EXPANSION PLUG
10.101.AD	02	EXPANSION PLUG
10.101.AD	03	EXPANSION PLUG
10.102.AK		FRONT ENGINE COVER
10.102.AP		ENGINE OIL PAN
10.102.BB	01	HOUSING & COVERS
10.102.BB	02	HOUSING & COVERS
10.103.AA		CRANKSHAFT
10.103.AG		CRANKSHAFT & PULLEY
10.103.AH		FLYWHEEL
10.105.AB		CONNECTING ROD & PISTON
10.105.AG		PISTON
10.106.AA		CAMSHAFT
10.106.AO		ROCKER ARM
10.110.AD		CRANKSHAFT, DAMPER
10.206.AG		FUEL FILTER
10.210.AF		FUEL LINE
10.210.AQ		FEED PUMP
10.218.AE		FUEL SYSTEM INJECTOR
10.218.AF		FUEL INJECTOR
10.218.AI	01	FUEL LINE
10.218.AI	02	FUEL LINE, RETURN LINE
10.218.AR	01	INJECTION PUMP DRIVE
10.218.AR	02	INJECTION PUMP DRIVE
10.250.AC		TURBOCHARGER
10.250.AD		TURBOCHARGER LINE
10.254.AC		EXHAUST MANIFOLD

SECTION INDEX

ENGINE

10.254.AM	01	INTAKE & EXHAUST MANIFOLD
10.254.AM	02	INTAKE & EXHAUST MANIFOLD
10.304.AC		ENGINE OIL PUMP
10.304.AE		ENGINE OIL FILTER
10.304.AJ	01	FILLER, OIL
10.304.AJ	02	FILLER, OIL
10.304.AS		DIPSTICK
10.400.AP		WATER PUMP LINE
10.400.BB		WATER PUMP
10.400.BC	01	THERMOSTAT
10.400.BC	02	THERMOSTAT
10.400.BC	03	THERMOSTAT
10.408.AO		OIL COOLER

10.001.AB	01	p1	7/2014

BLOCO DE CILINDROS

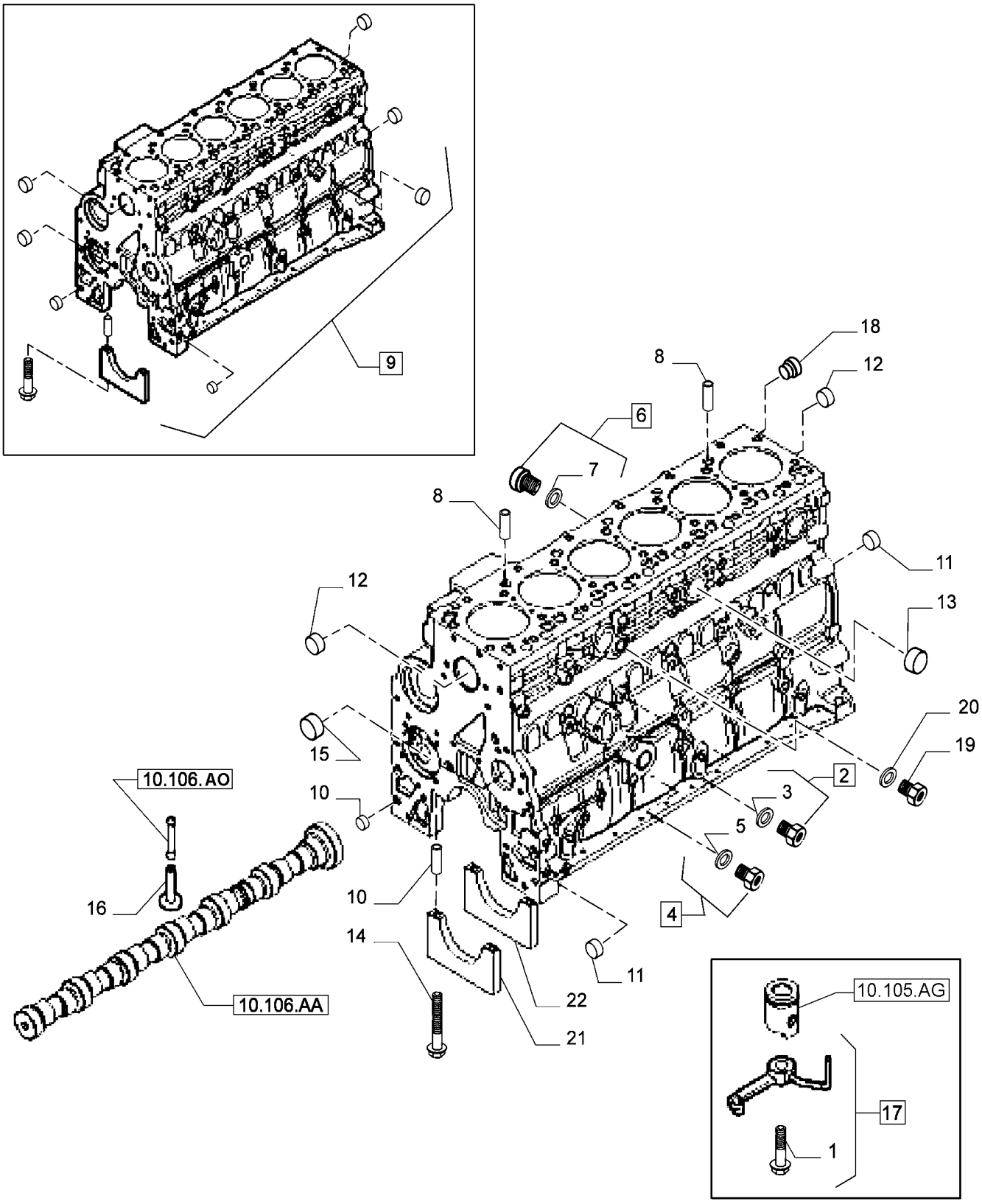

BLOCO DE CILINDROS

REF FN	PART NUMBER	YR/SN	QTY	DESCRIPTION
1	4894218		1	PARAFUSO Special, M8 x 20
2	4895605		1	BUJÃO SOQUETE SEXTAVADO M14 x 1.5
3	4899115		1	O-RING 11.3mm ID x 2.2mm Width
4	4899009		3	BUJÃO M10 x 1.5
5	4899072		3	O-RING 8.1mm ID x 1.6mm Width
6	4895392		3	BUJÃO SOQUETE SEXTAVADO M18 x 1.5
7	4895393		3	O-RING 15.3mm ID x 2.2mm Width
8	4895049		2	GUIA M16.05 x 10
9	504262167		1	BLOCO BÁSICO
10	4899026		2	GUIA M18 x 10
11	4895039		2	BUJÃO DE EXPANSÃO M17.73
12	4895038		6	BUJÃO DE EXPANSÃO M58.06
13	4895228		3	BUJÃO DE EXPANSÃO 35.23mm x 7.94mm
14	4891353		14	PARAFUSO Flg Hd, M12 x 1.5 x 120
15	4895040		1	BUCHA
16	J931623		12	PLATINADO
17	2852202		6	BICO RESFRIADOR
18	2831364		1	PULVERIZADOR DE ÓLEO
19	4895623		1	BUJÃO SOQUETE SEXTAVADO M16 x 1.5
20	4895623		1	BUJÃO SOQUETE SEXTAVADO M16 x 1.5
21	NS		6	SEM SERVIÇO
22	NS		1	SEM SERVIÇO

BLOCO DE CILINDROS

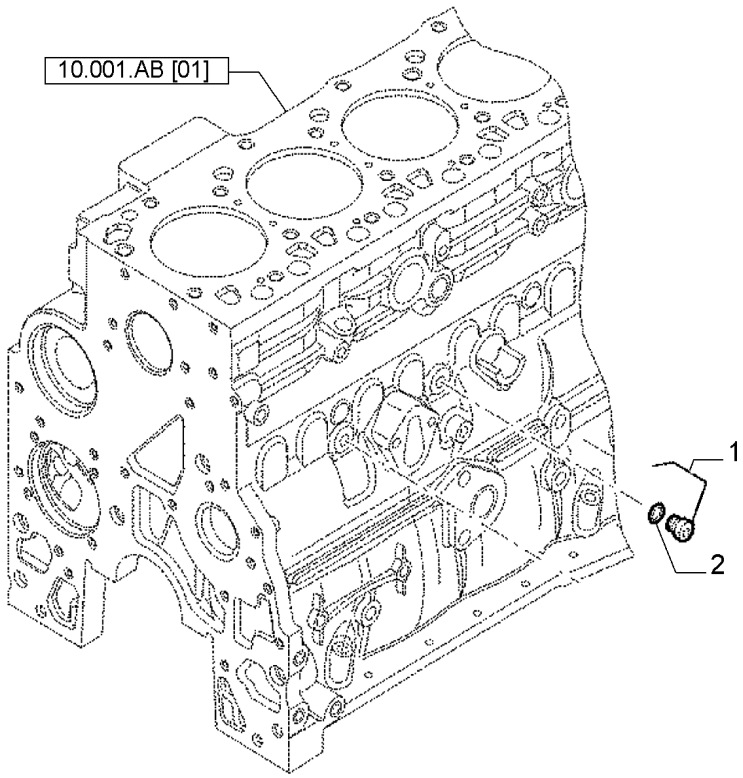

BLOCO DE CILINDROS

REF	FN	PART NUMBER	YR/SN	QTY	DESCRIPTION
1		4899009		1	BUJÃO M10 x 1.5
2		4899072		1	O-RING 8.1mm ID x 1.6mm Width

BLOCO DE CILINDROS

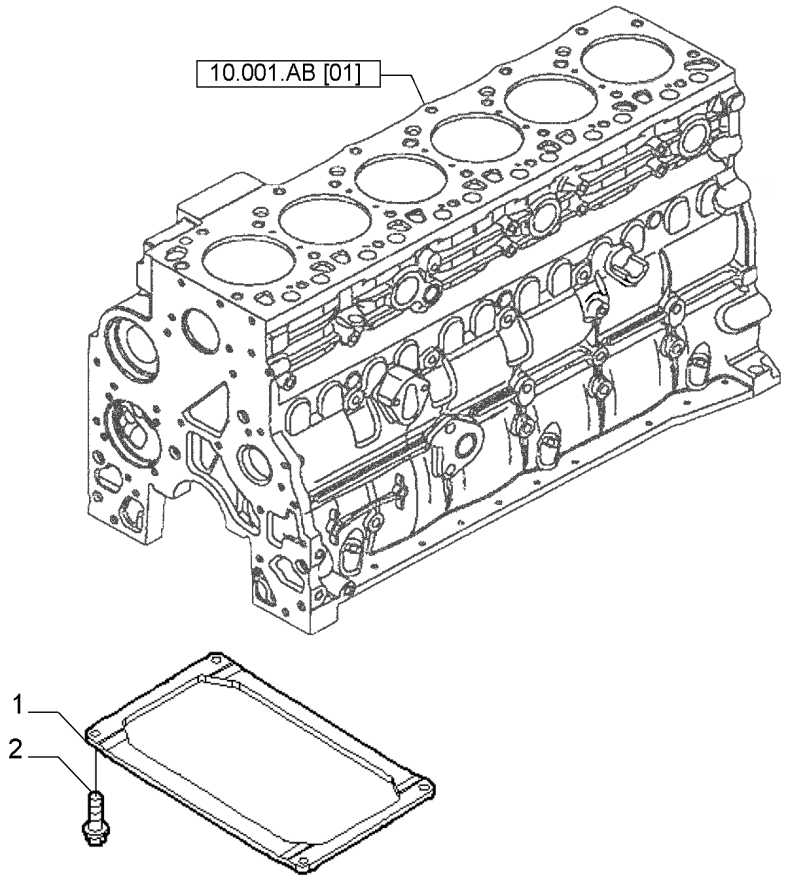

BLOCO DE CILINDROS

REF	FN	PART NUMBER	YR/SN	QTY	DESCRIPTION
1		504076109		1	REFORÇO
2		4899032		4	PARAFUSO Hex Flg, M10 x 1.5 x 25

ENGINE

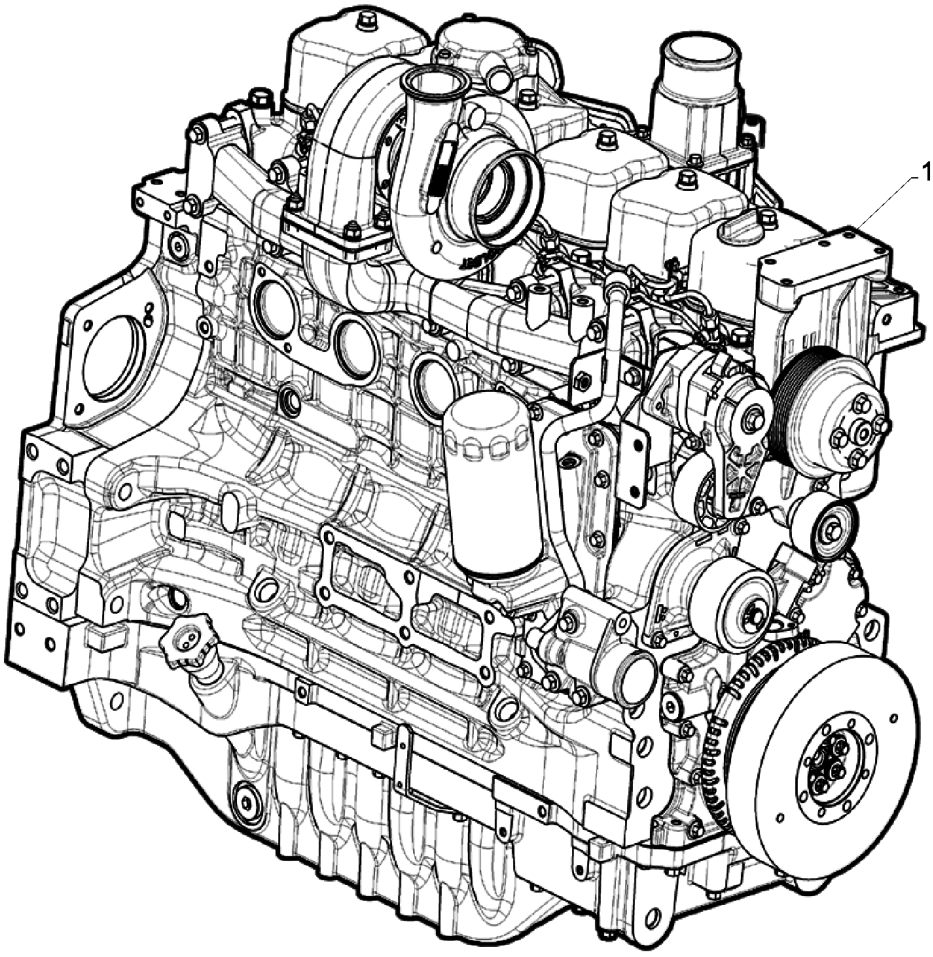

ENGINE

REF	FN	PART NUMBER	YR/SN	QTY	DESCRIPTION
1		47613194		1	MOTOR

10.001.AK		p1	7/2014

SUPORTE DE MOTOR

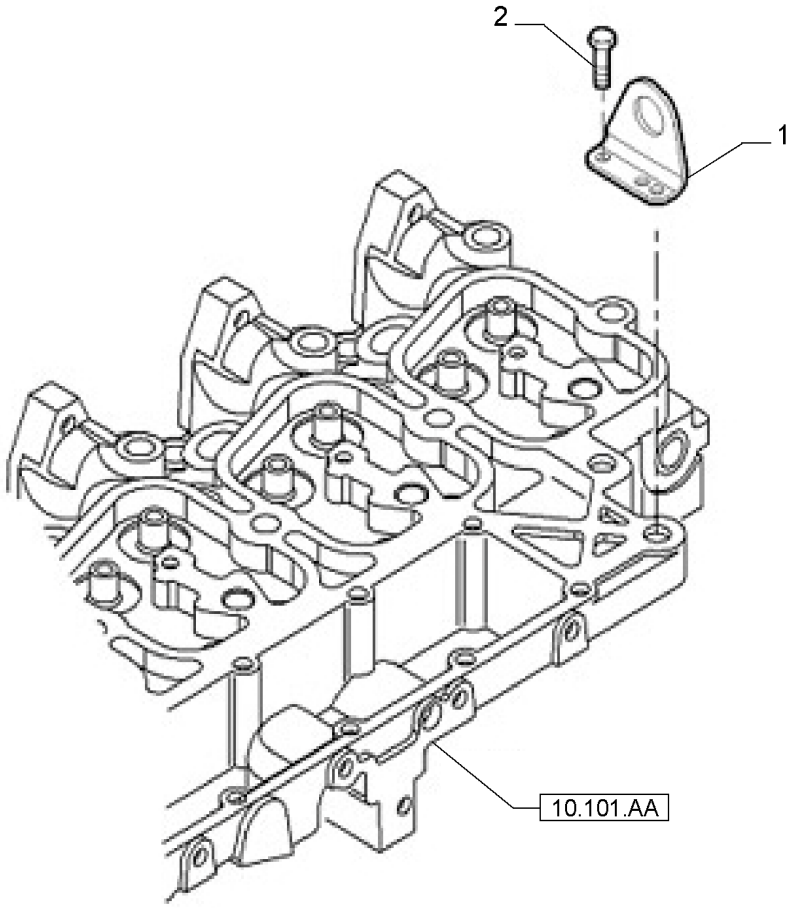

SUPORTE DE MOTOR

REF	FN	PART NUMBER	YR/SN	QTY	DESCRIPTION
1		504026078		1	ANEL DE ELEVAÇÃO
2		4899073		2	PARAFUSO Hex Flg, M12 x 1.75 x 30

10.101.AA		p1	7/2014

CABEÇOTE E PEÇAS RELACIONADAS,

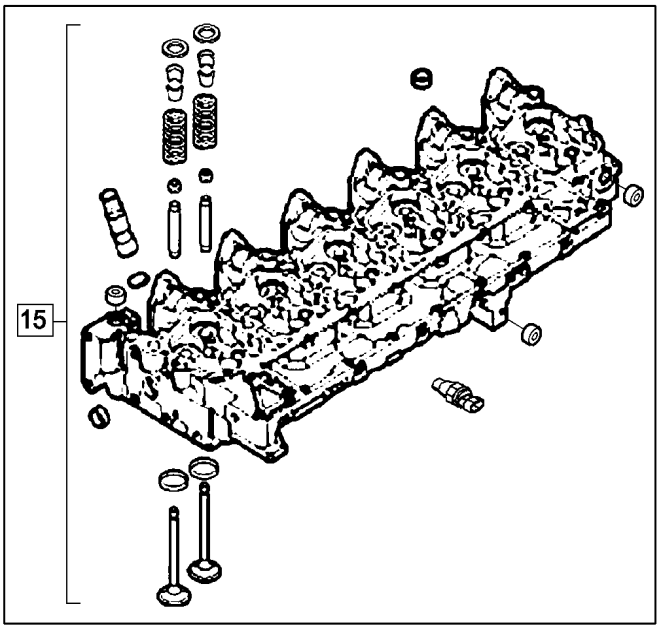

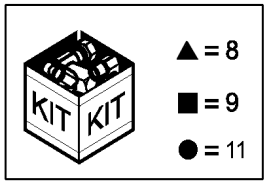

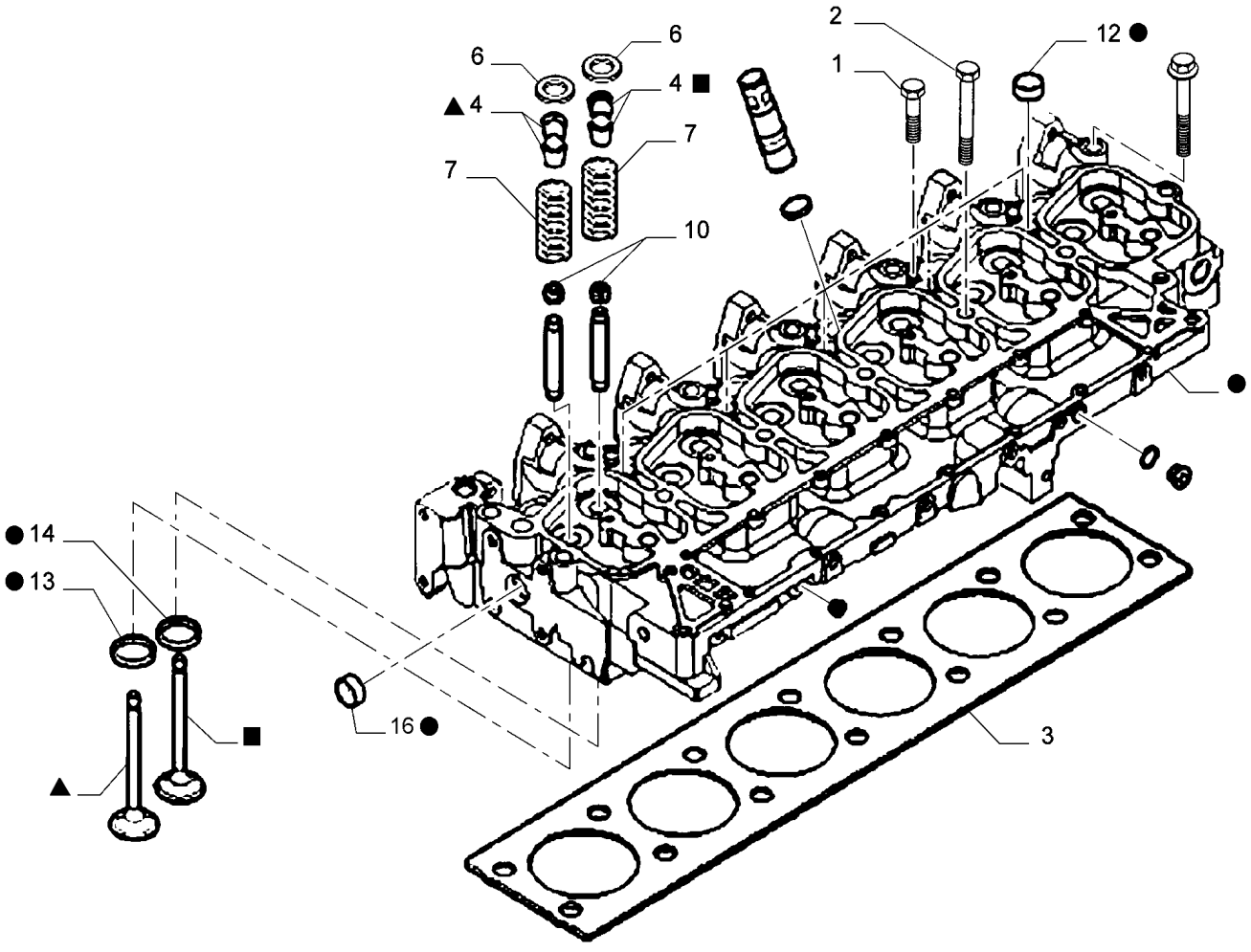

CABEÇOTE E PEÇAS RELACIONADAS,

REF	FN	PART NUMBER	YR/SN	QTY	DESCRIPTION
1		4892861		6	PARAFUSO CABEÇA FLANGEADA Wash Hd, M12 x 1.75 x 73
2		4892859		14	PARAFUSO CABEÇA FLANGEADA Wash Hd, M12 x 1.75 x 143
3		2830922		1	JUNTA DO CABEÇOTE 1.25MM
3		2830923		1	JUNTA DO CABEÇOTE 1.15MM
4		4895183		24	CASQUILHO
5		4895085		1	BUJÃO DE EXPANSÃO 25.74mm
6		4895184		12	RETENTOR
7		2856804		12	MOLA
8	1	71104370		1	VÁLVULA DE ADMISSÃO Incl 4
9	2	71104369		1	VÁLVULA DE ESCAPE Incl 4
10		4895347		12	VEDAÇÃO
11		NS		1	SEM SERVIÇO
12		4895179		3	BUJÃO DE EXPANSÃO M20.93
13		4897178		6	SEDE DE VÁLVULA
14		4897179		6	SEDE DE VÁLVULA
15		71104375		1	CABEÇOTE Incl 1 - 14
16		4895085		1	BUJÃO DE EXPANSÃO 25.74mm

(1) VÁLVULA DE ADMISSÃO

(2) VÁLVULA DE EXAUSTÃO

10.101.AB	01	p1	7/2014

TAMPA VÁLVULA

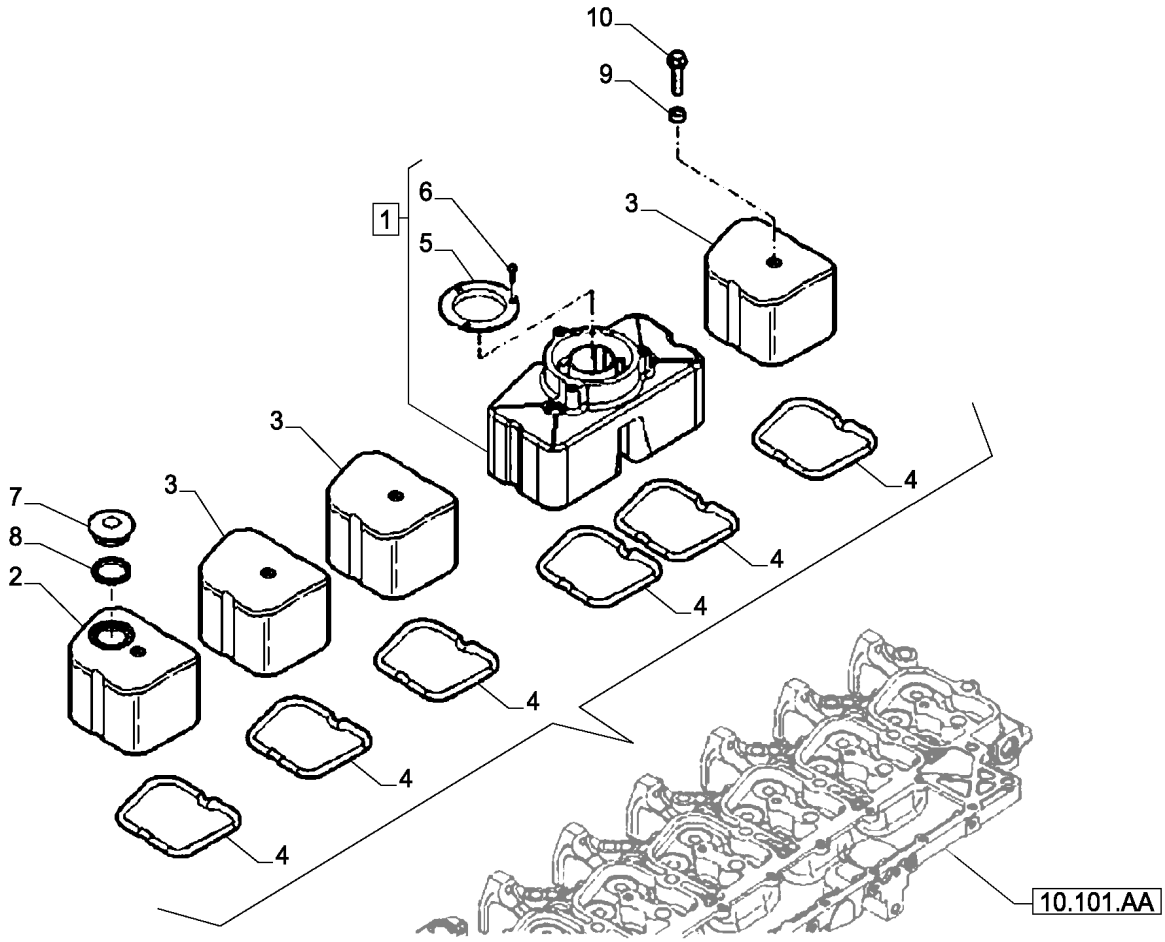

TAMPA VÁLVULA

REF FN	PART NUMBER	YR/SN	QTY	DESCRIPTION
1	2856807		1	TAMPA VÁLVULA
2	2856810		1	COBERTURA
3	2856806		3	COBERTURA
4	2856809		6	JUNTA
5	2830775		1	DEFLETOR
6	2852034		4	PARAFUSO
7	4895202		1	TAMPA DE RESERVATÓRIO
8	4895296		1	VEDAÇÃO Rectangular, 30mm ID x 3 Thk
9	J935449		6	ISOLADOR
10	4895214		6	PARAFUSO Special, Hex, Flg Hd, M8 x 33

10.101.AB	02	p1	7/2014

TAMPA VÁLVULA

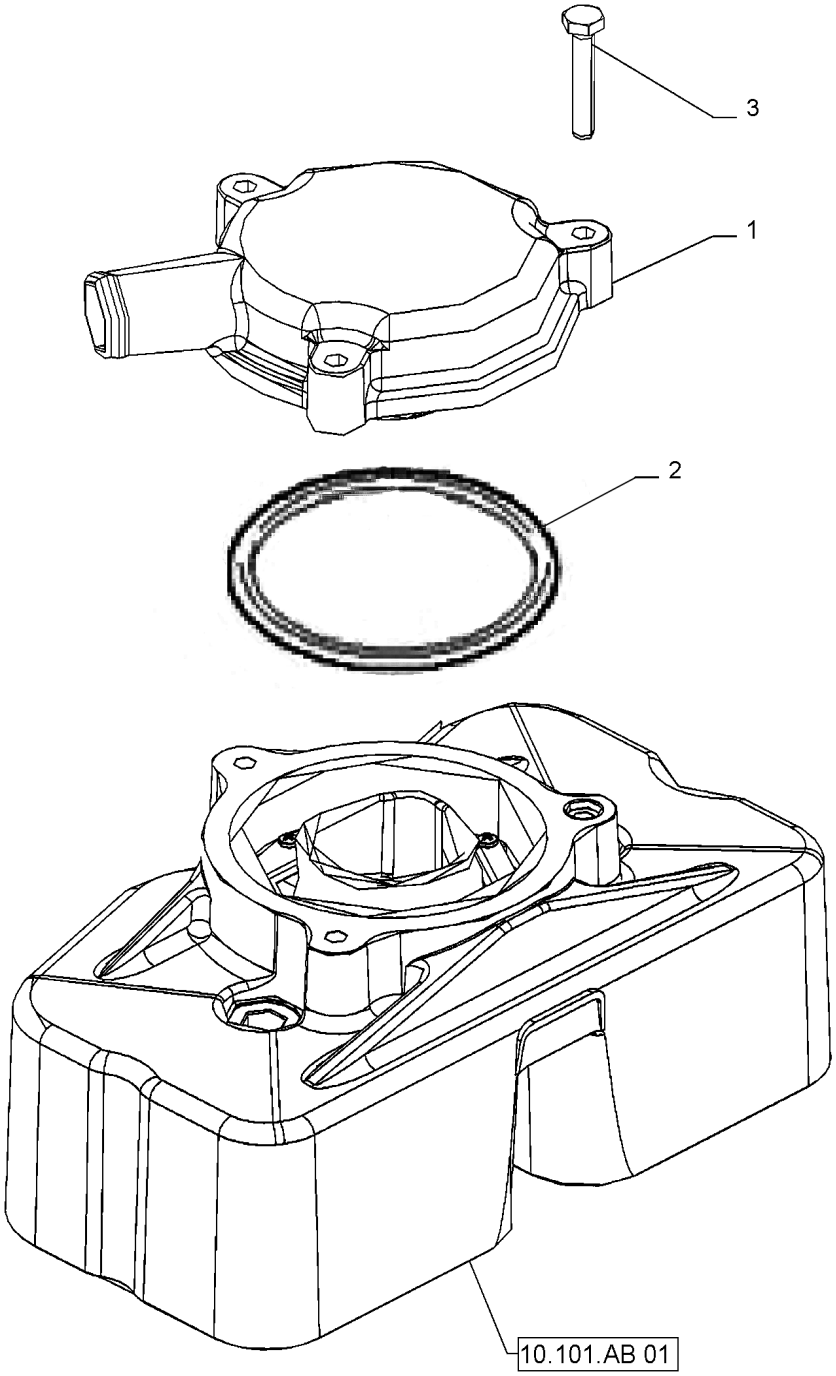

TAMPA VÁLVULA

REF	FN	PART NUMBER	YR/SN	QTY	DESCRIPTION
1		500315794		1	RESPIRO
2		500315795		1	JUNTA
3		4899110		3	PARAFUSO Hex Flg, M6 x 1 x 20

10.101.AD	01	p1	7/2014

BUJÃO DE EXPANSÃO

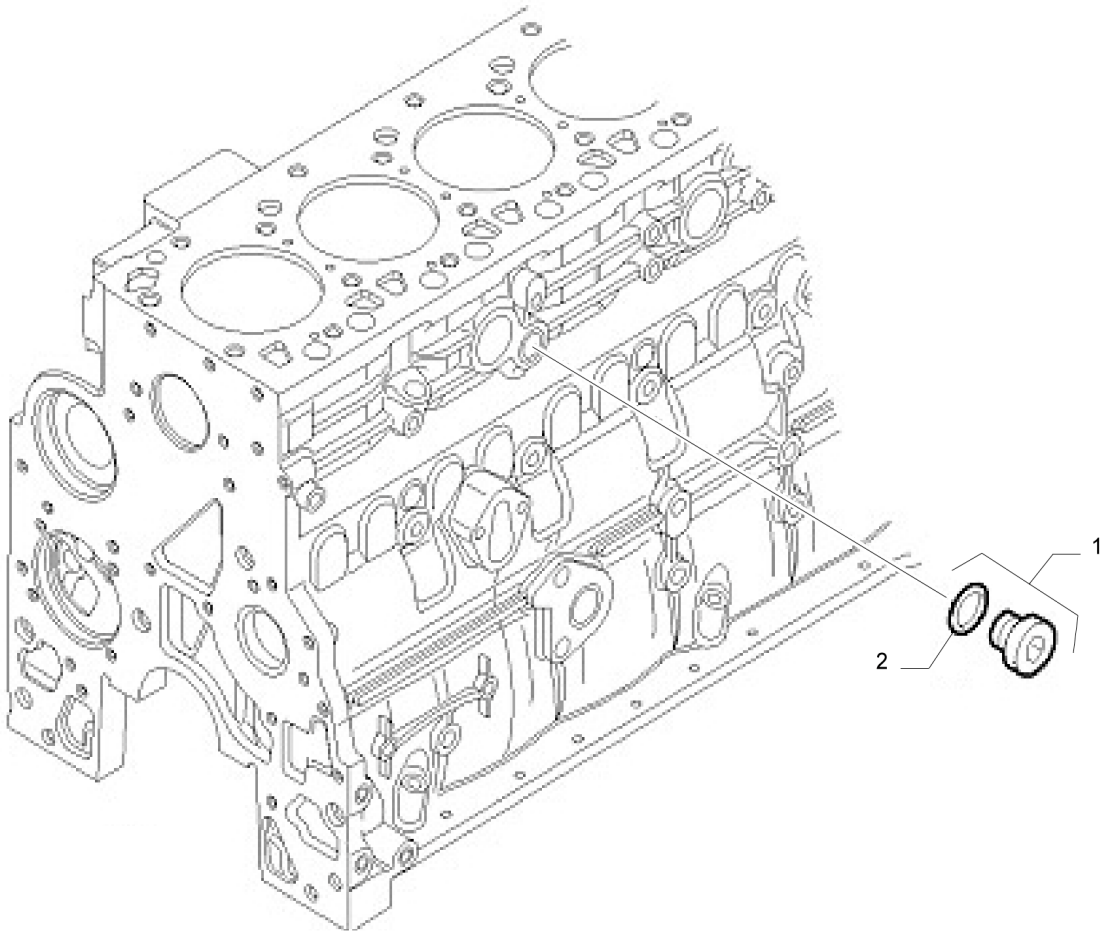

BUJÃO DE EXPANSÃO

REF	FN	PART NUMBER	YR/SN	QTY	DESCRIPTION
1		4895623		1	BUJÃO SOQUETE SEXTAVADO M16 x 1.5
2		4895623		1	BUJÃO SOQUETE SEXTAVADO M16 x 1.5

10.101.AD	02	p1	7/2014

BUJÃO DE EXPANSÃO

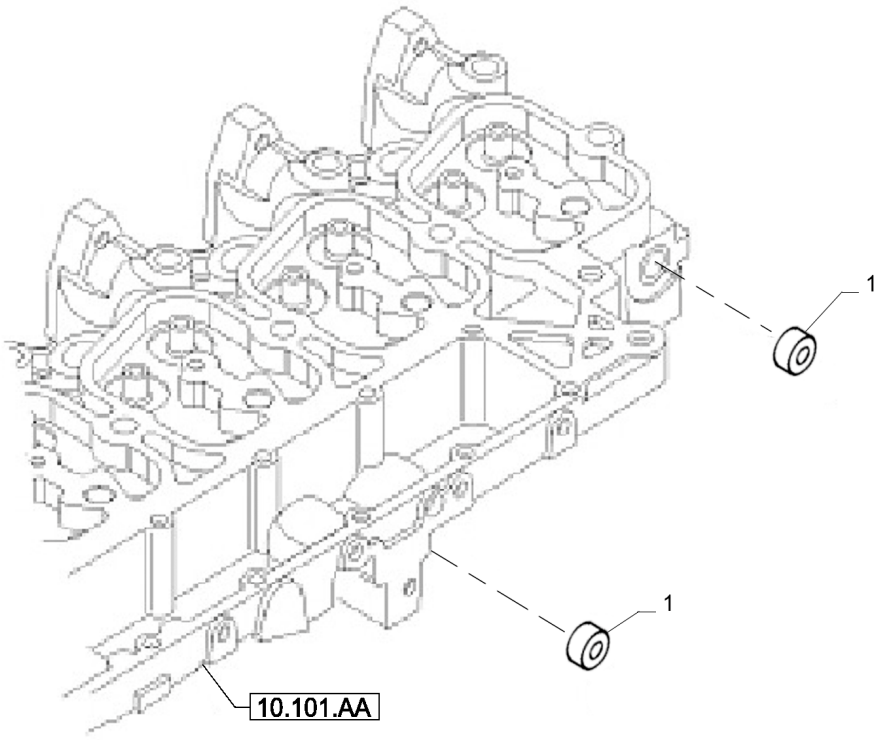

BUJÃO DE EXPANSÃO

REF	FN	PART NUMBER	YR/SN	QTY	DESCRIPTION
1		4895078		1	BUJÃO PARA TUBOS 1/2"-14

10.101.AD	03	p1	7/2014

BUJÃO DE EXPANSÃO

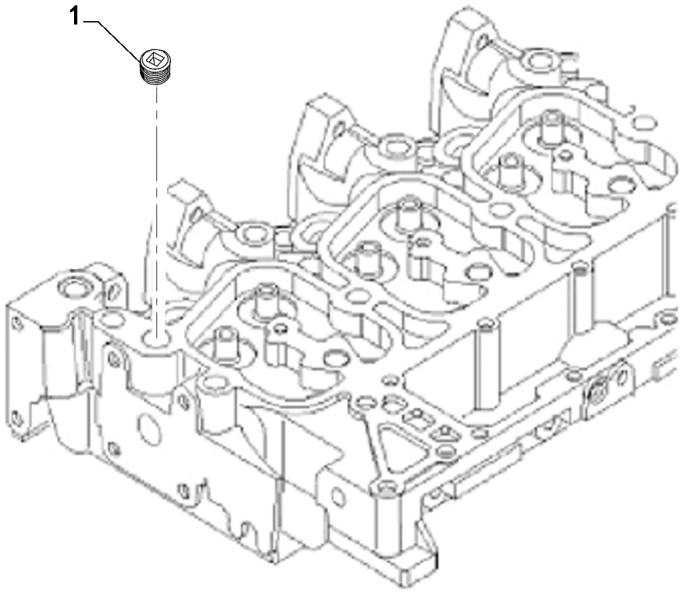

BUJÃO DE EXPANSÃO

REF	FN	PART NUMBER	YR/SN	QTY	DESCRIPTION
1		4895078		2	BUJÃO PARA TUBOS 1/2"-14

TAMPA DIANTEIRA DO MOTOR

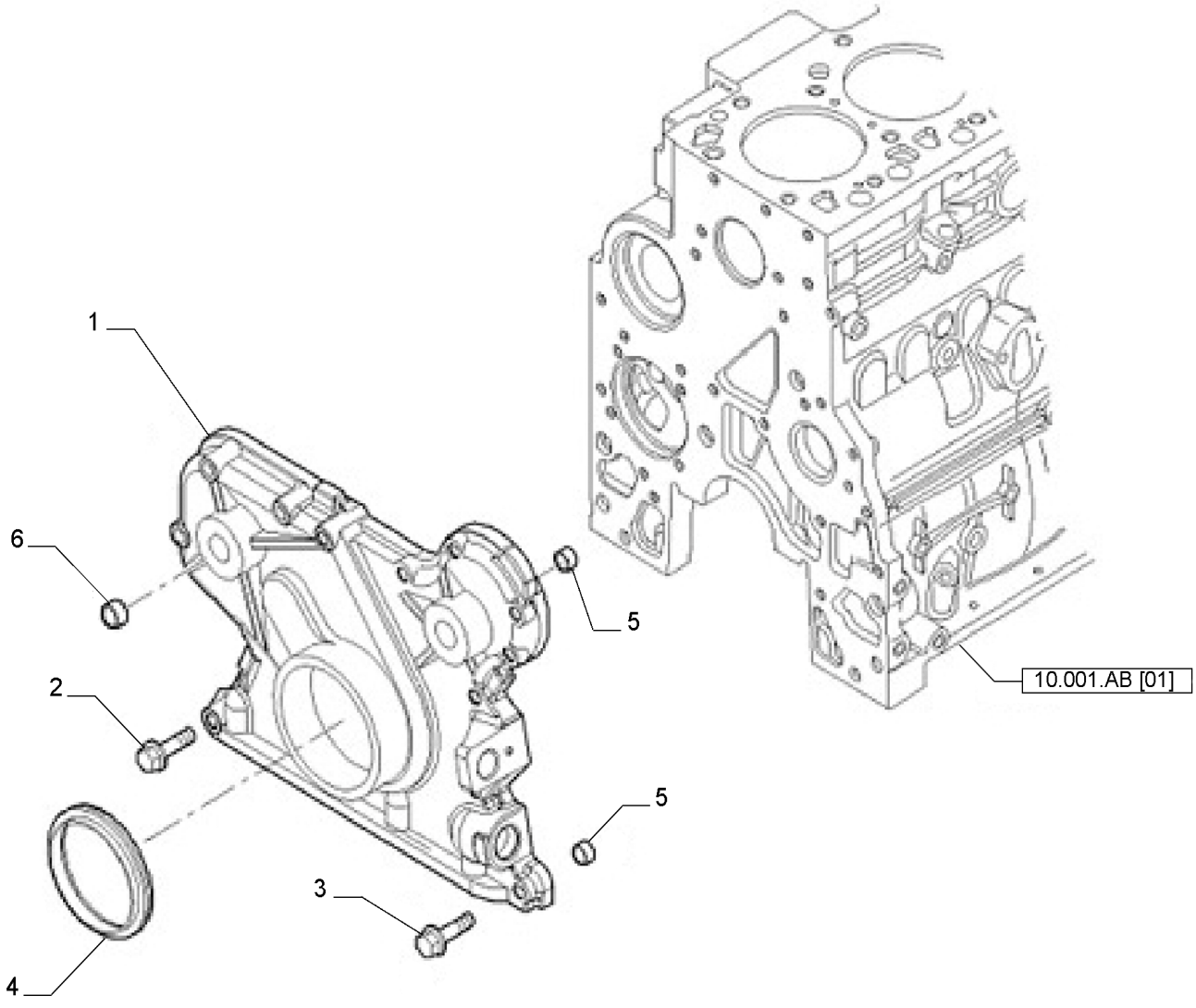

TAMPA DIANTEIRA DO MOTOR

REF	FN	PART NUMBER	YR/SN	QTY	DESCRIPTION
1		4897026		1	COBERTURA
2		4899078		5	PARAFUSO Hex Flg, M8 x 1.25 x 45
3		4899063		8	PARAFUSO Hex Flg, M8 x 1.25 x 30
4		84575644		1	VEDADOR DE ÓLEO
5		4891209		2	GUIA M13 x 8 L
6		17873371		2	ENCHIMENTO ROSCADO

10.102.AP		p1	7/2014

CÁRTER DE ÓLEO DO MOTOR

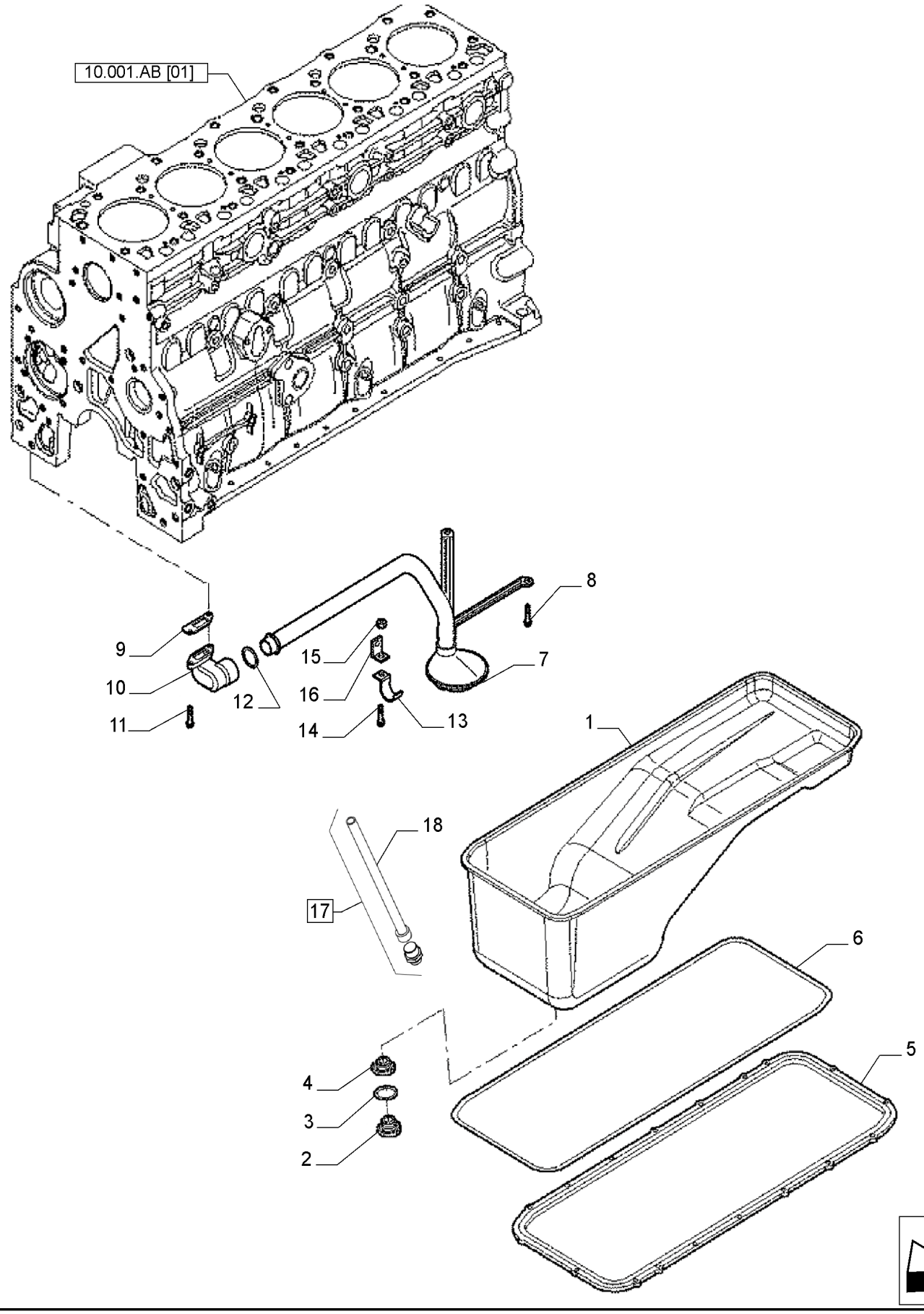

CÁRTER DE ÓLEO DO MOTOR

REF	FN	PART NUMBER	YR/SN	QTY	DESCRIPTION
1		500388254		1	CÁRTER DE ÓLEO DO MOTOR
2		4894139		1	BUJÃO Hex Soc, M22 x 1.5
3		2852978		1	O-RING M23.47 ID x 2.62 Thk
4		4890331		1	BUCHA
5		4897858		1	ESPAÇADOR
6		4897861		1	JOGO DE JUNTAS DO CÁRTER
7		504082951		1	TUBO DE ASPIRAÇÃO
8		4895291		3	PARAFUSO Hex Flg, M10 x 1.5 x 20
9		4898301		1	JUNTA
10		504271972		1	CONECTOR HIDRÁUL
11		16690577		2	PARAFUSO Skt Hd, M8 x 1.25 x 20mm
12		17289281		1	O-RING
13		504047521		1	BRAÇADEIRA
14		4899068		1	PARAFUSO Hex Flg, M8 x 1.25 x 16
15		17044735		1	PORCA Hex, M8
16		504084873		1	SUPORTE
17		504040826		1	VÁLVULA DO DRENO
18		504040843		1	LINHA

10.102.BB	01	p1	7/2014

ALOJAMENTO E TAMPAS

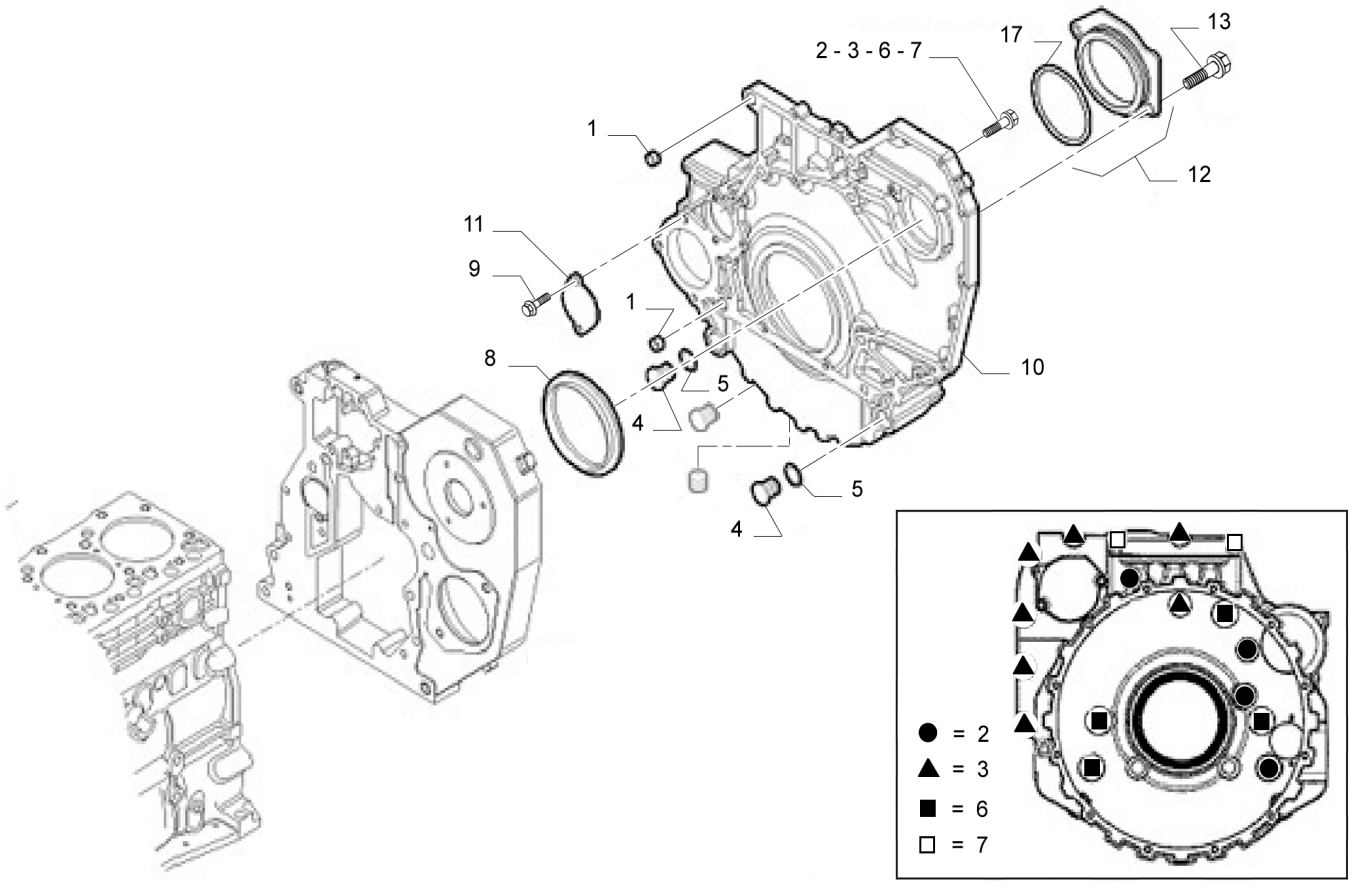

ALOJAMENTO E TAMPAS

REF FN	PART NUMBER	YR/SN	QTY	DESCRIPTION
1	4899026		2	GUIA M18 x 10
2	4899109		2	PARAFUSO Hex, M10 x 1.5 x 80
3	4892915		11	PARAFUSO FLANGEADO Hex, M10 x 1.5 x 40mm
4	4895378		1	BUJÃO TIPO BOTÃO M29.2
5	17288480		1	O-RING 21.81mm ID x 3.53mm
6	4899076		5	PARAFUSO Hex Flg, M12 x 1.75 x 80
7	4899074		3	PARAFUSO Hex Flg, M12 x 1.75 x 120
8	84575645		1	VEDADOR DE ÓLEO
9	4899068		2	PARAFUSO Hex Flg, M8 x 1.25 x 16
10	504128011		1	COBERTURA
11	4895155		1	COBERTURA
12	504115364		1	COBERTURA
13	18138424		2	PARAFUSO Hex Flg, M8 x 1.25 x 20mm
17	2854075		1	O-RING M75.87 ID x 2.62 Thk

10.102.BB	02	p1	7/2014

ALOJAMENTO E TAMPAS

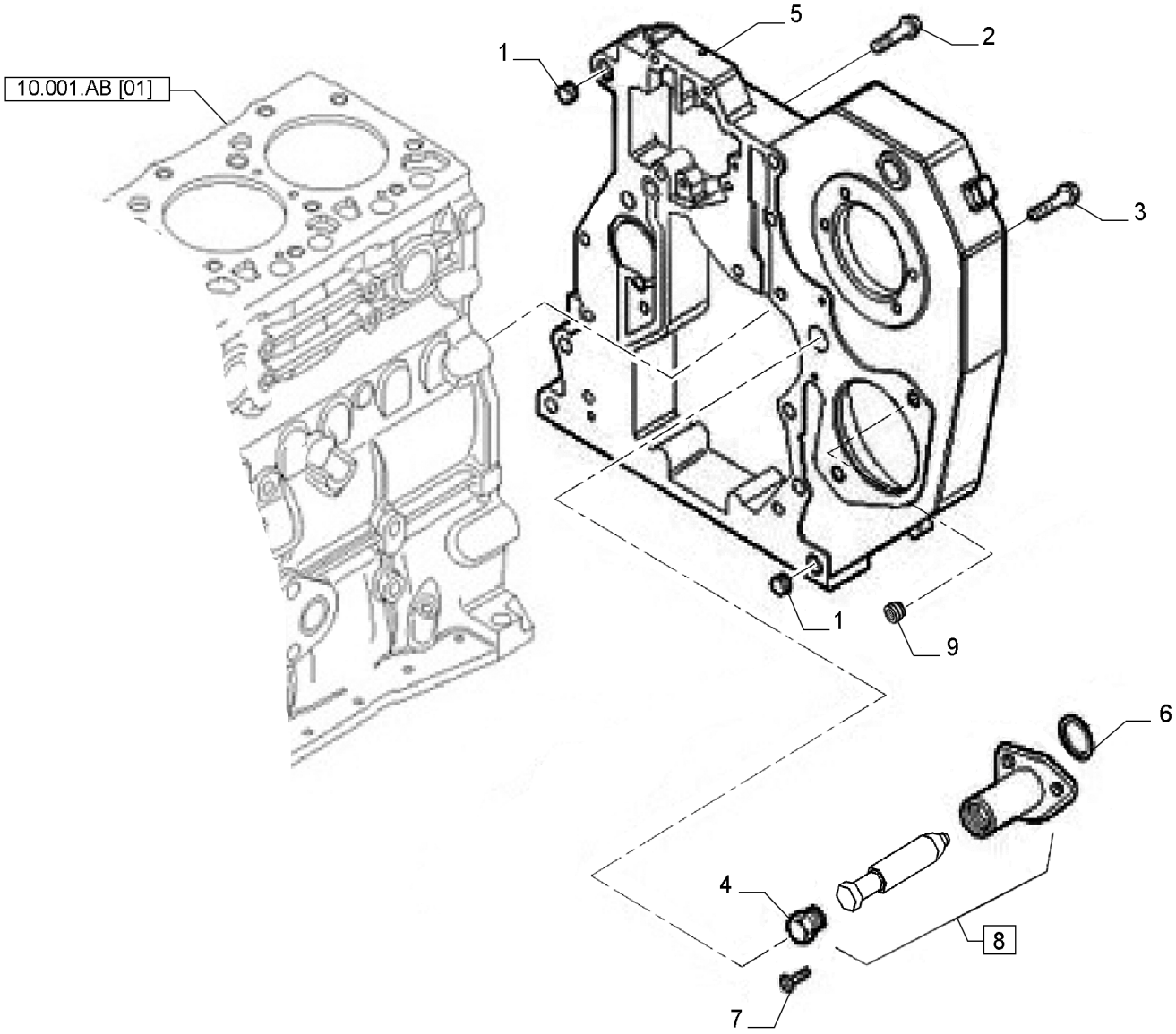

ALOJAMENTO E TAMPAS

REF FN	PART NUMBER	YR/SN	QTY	DESCRIPTION
1	4899026		2	GUIA M18 x 10
2	4899091		4	PARAFUSO Hex Flange Cap, M8 x 1.25 x 40.00mm
3	4899093		5	PARAFUSO Hex Flange, M10 x 30.00mm, Cl 10.9, PHC
3	4899073		2	PARAFUSO Hex Flg, M12 x 1.75 x 30
4	16882515		1	BUJÃO
5	504035017		1	COBERTURA
6	17278780		1	O-RING
7	4895355		2	PARAFUSO Torx Rd Hd, M5 x .8 x 17
8	504170785		1	JUNTA
9	17873571		2	ENCHIMENTO ROSCADO

10.103.AA		p1	7/2014

VIRABREQUIM

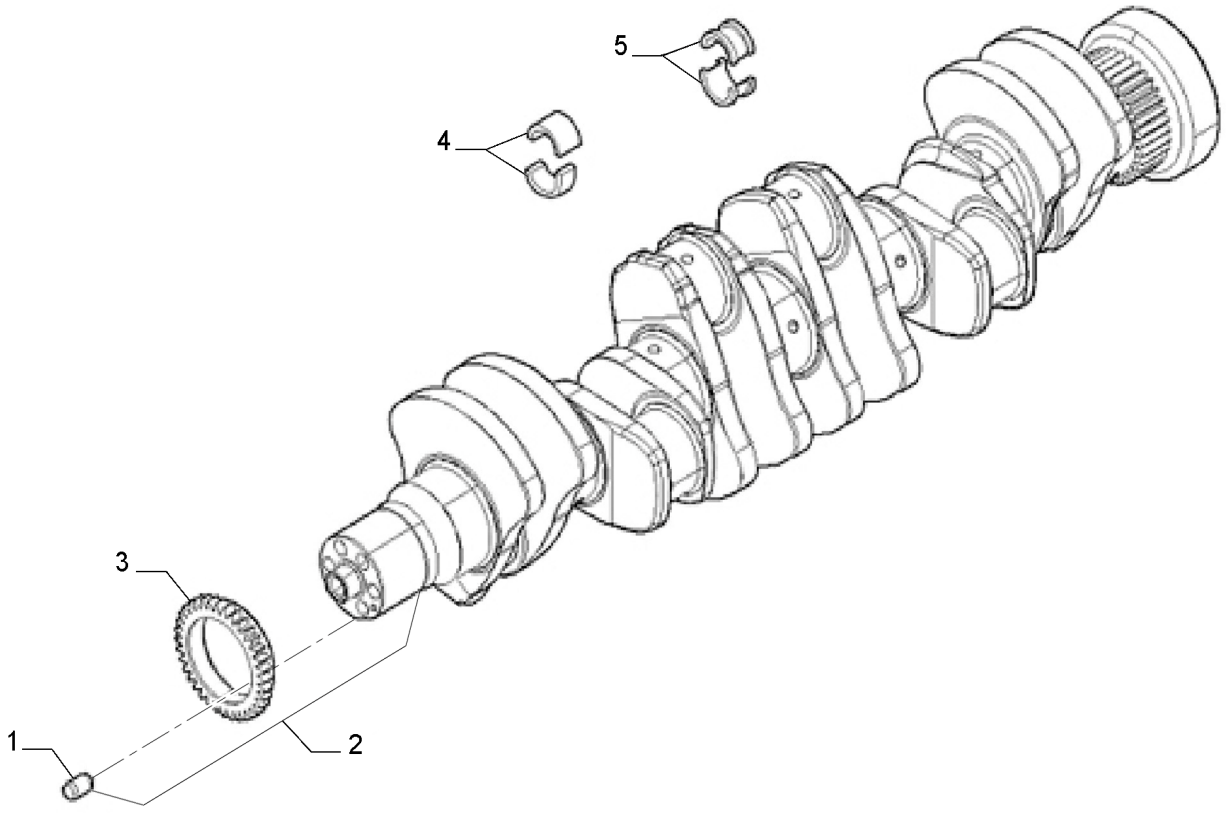

VIRABREQUIM

REF	FN	PART NUMBER	YR/SN	QTY	DESCRIPTION
1		17275310		1	GUIA
2		504262168		1	VIRABREQUIM Incl. 3
3		504241168		1	RODA DENTADA
4		84598911		6	JOGO SEMI-BRONZINAS STD
4		2995788		6	JOGO SEMI-BRONZ -0,254 0.254
4		2995789		6	JOGO SEMI-BRONZ -0,508 0.508
5		84598918		1	JOGO DE SEMI-ANÉIS STD
5		2995785		1	JOGO SEMI-BRONZ -0,254 0.254
5		2995786		1	JOGO DE SEMI-ANÉIS +0,508 0.508

10.103.AG		p1	7/2014

VIRABREQUIM E POLIA

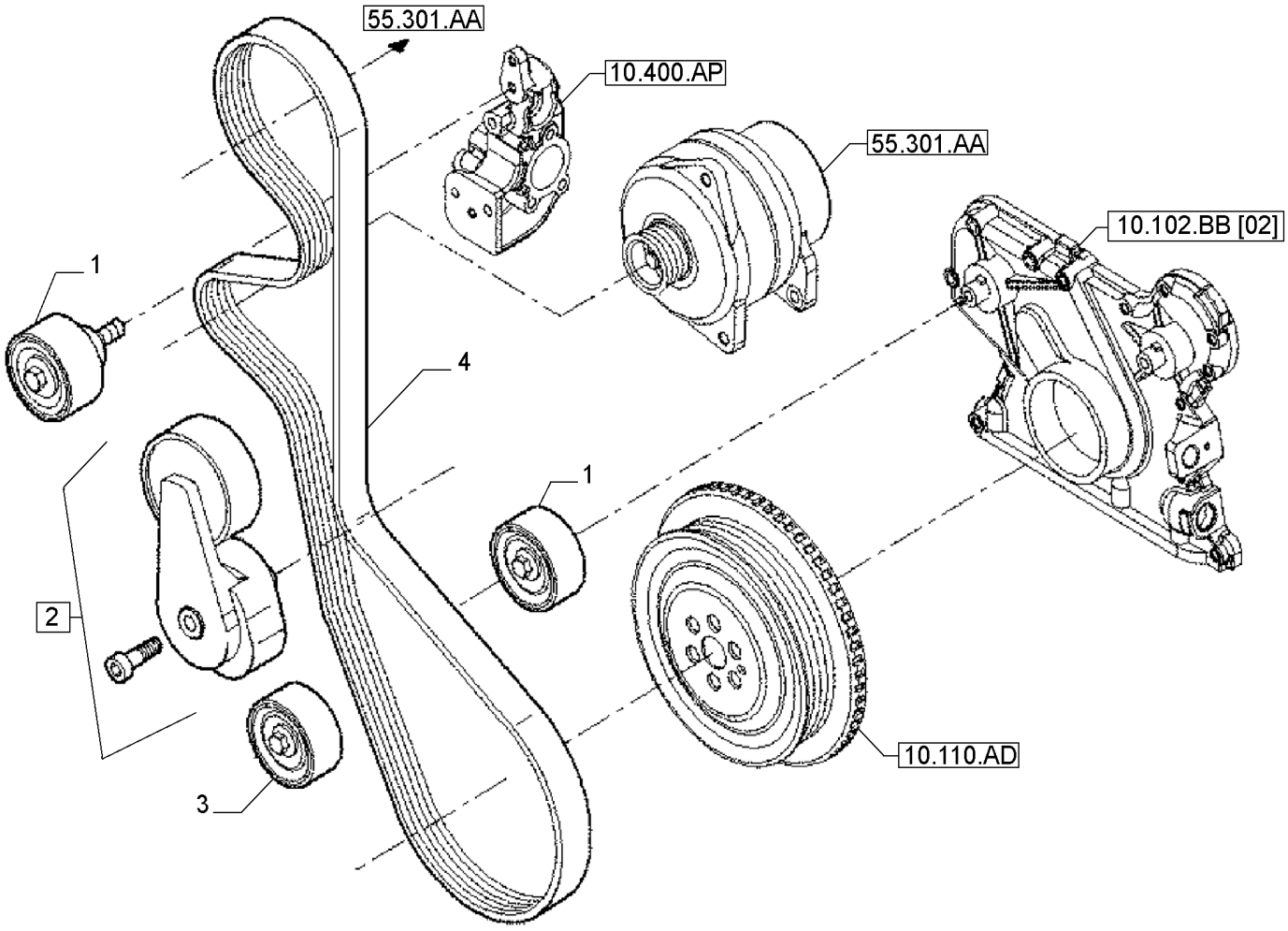

VIRABREQUIM E POLIA

REF	FN	PART NUMBER	YR/SN	QTY	DESCRIPTION
1		2852245		2	POLIA
2		504315785		1	TENSOR DE CORREIA
3		504065878		1	ROLDANA
4		2855970		1	CORREIA 1630.00 mm L

10.103.AH		p1	7/2014

VOLANTE

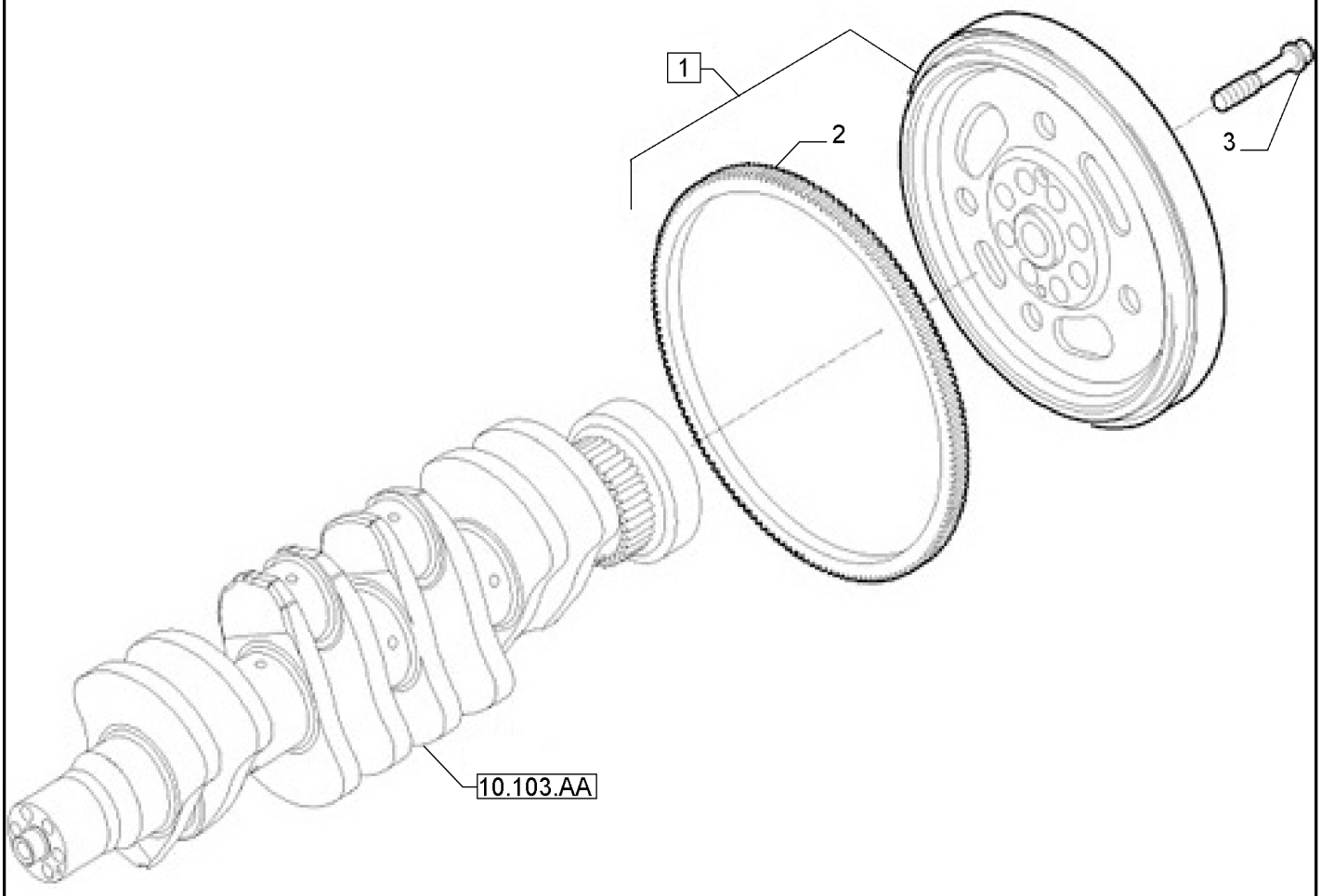

VOLANTE

REF	FN	PART NUMBER	YR/SN	QTY	DESCRIPTION
1		500389866		1	VOLANTE DE MOTOR
2		2852221		1	COROA DENTADA
3		4894641		8	PARAFUSO M12 X 1.25 X 31mm

10.105.AB		p1	7/2014

HASTE DE CONEXÃO E PISTÃO

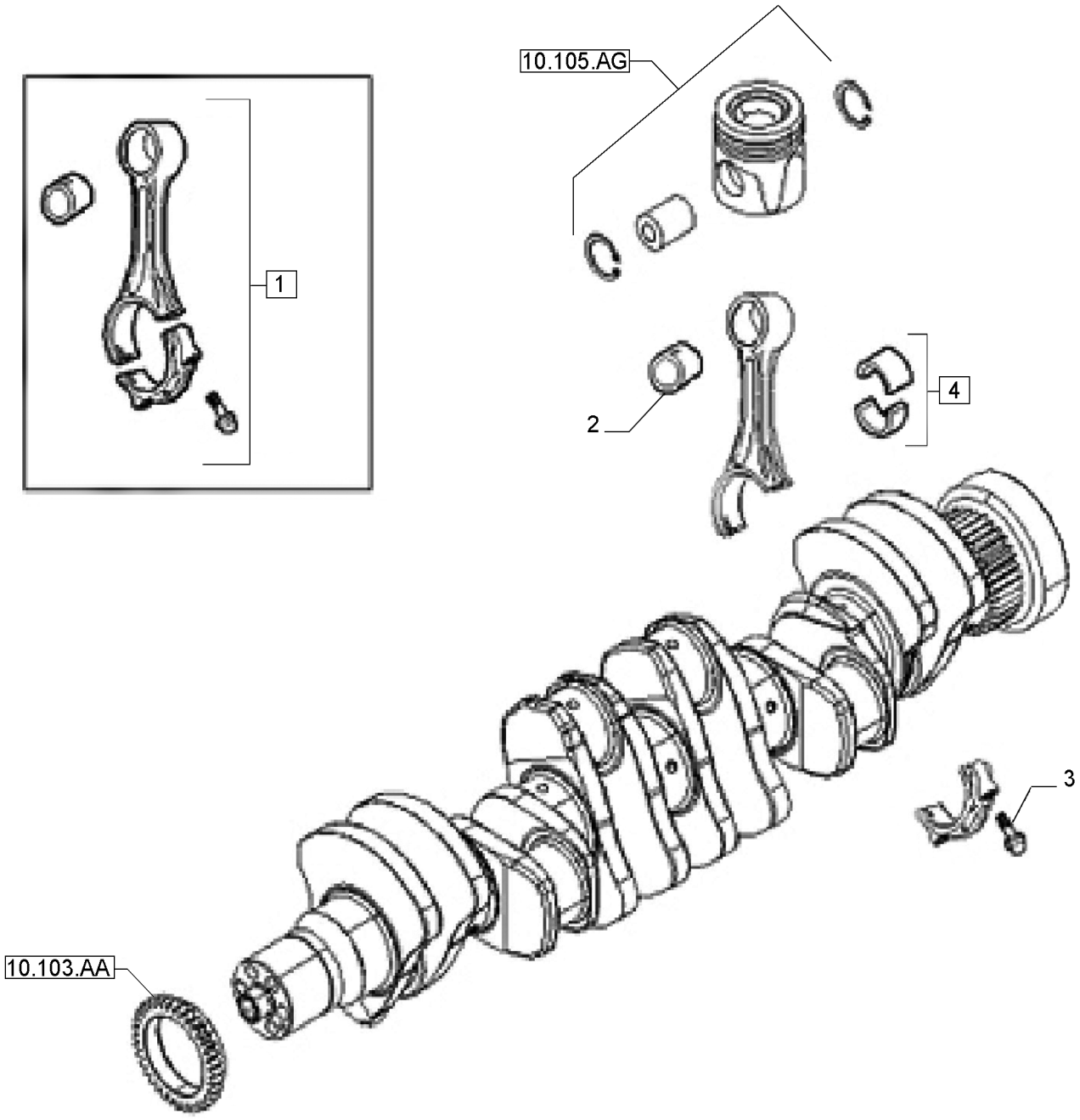

HASTE DE CONEXÃO E PISTÃO

REF	FN	PART NUMBER	YR/SN	QTY	DESCRIPTION
1		2831298		6	HASTE DE CONEXÃO Incl. 2 - 3
2		4892708		6	BUCHA
3		2831297		12	PARAFUSO FLANGEADO Hex, M10 x 1.25 x 52mm, Cl 10.9
4		8093882		6	JOGO SEMI-BRONZ MANC FIX STD
4		8094960		6	JOGO SEMI-BRONZ MANC FIX (-0.250) 0.254
4		8094961		6	JOGO SEMI-BRONZ MANC FIX (-0.500) 0.508

PISTÃO

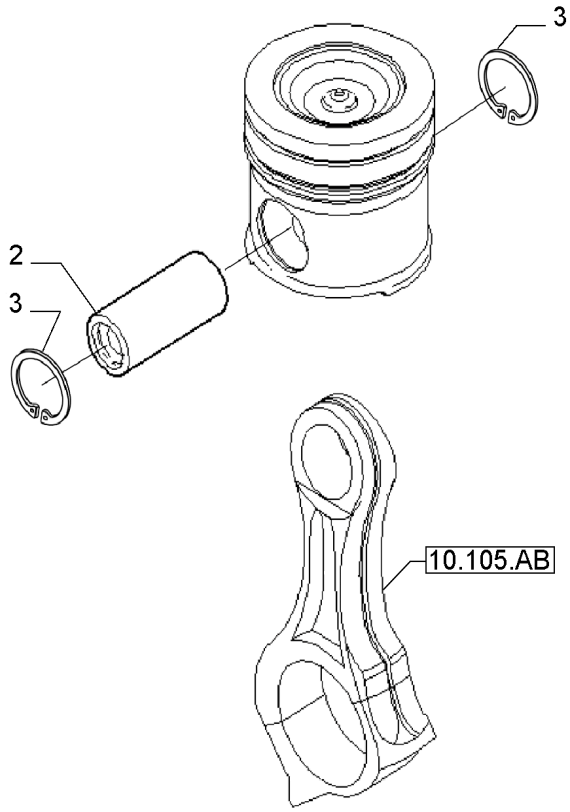

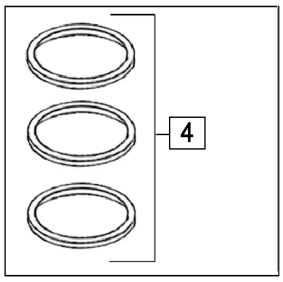

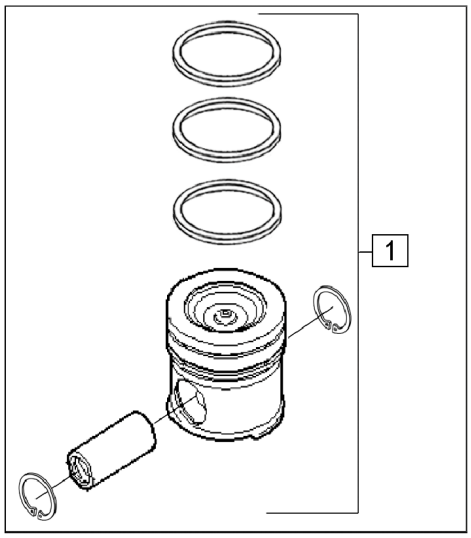

PISTÃO

REF FN	PART NUMBER	YR/SN	QTY	DESCRIPTION
1	700009000		6	CONJ PISTÃO STD - Incl. 2 - 4
1	8094753		6	KIT DE ANÉIS E PISTÕES 0.4MM - Incl. 2 - 4
2	4892712		6	PINO DE PISTÃO
3	4892713		12	ANEL DE PRESSÃO Int, M26.4
4	8094845		6	KIT DE ANÉIS DO PISTÃO STD
4	8094752		6	JOGO ANÉIS PISTÃO +0,4 0.4MM

EIXO EXCÊNTRICO

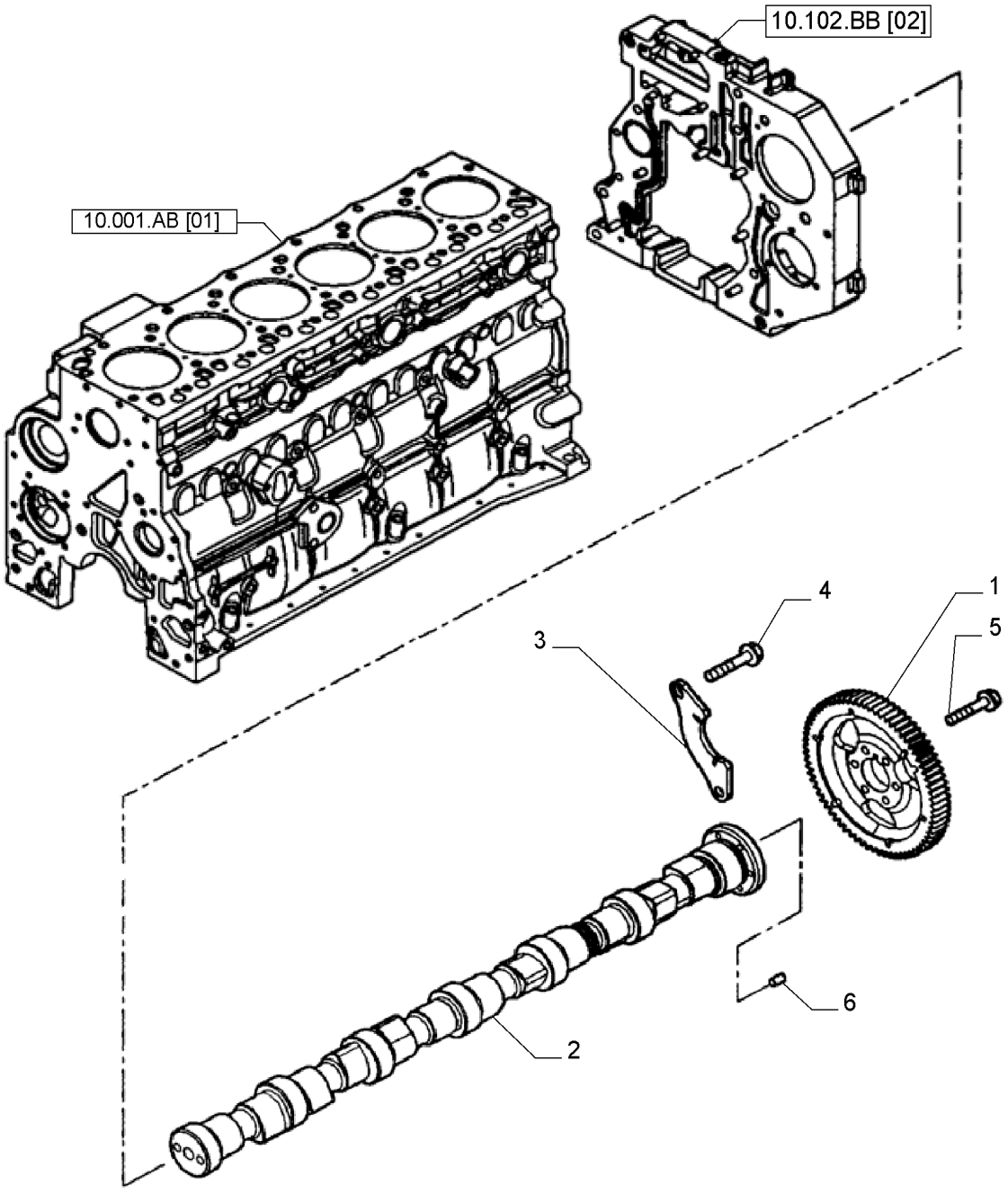

EIXO EXCÊNTRICO

REF FN	PART NUMBER	YR/SN	QTY	DESCRIPTION
1	4896622		1	ENGRENAGEM ACIONADA
2	504094080		1	EIXO EXCÊNTRICO
3	4897457		1	SUPORTE
4	4899068		2	PARAFUSO Hex Flg, M8 x 1.25 x 16
5	4899079		6	PARAFUSO Hex Flg, M8 x 1.25 x 25
6	4899080		1	GUIA M6 x 8 L

BALANCIM

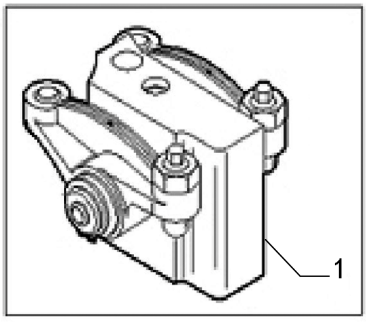

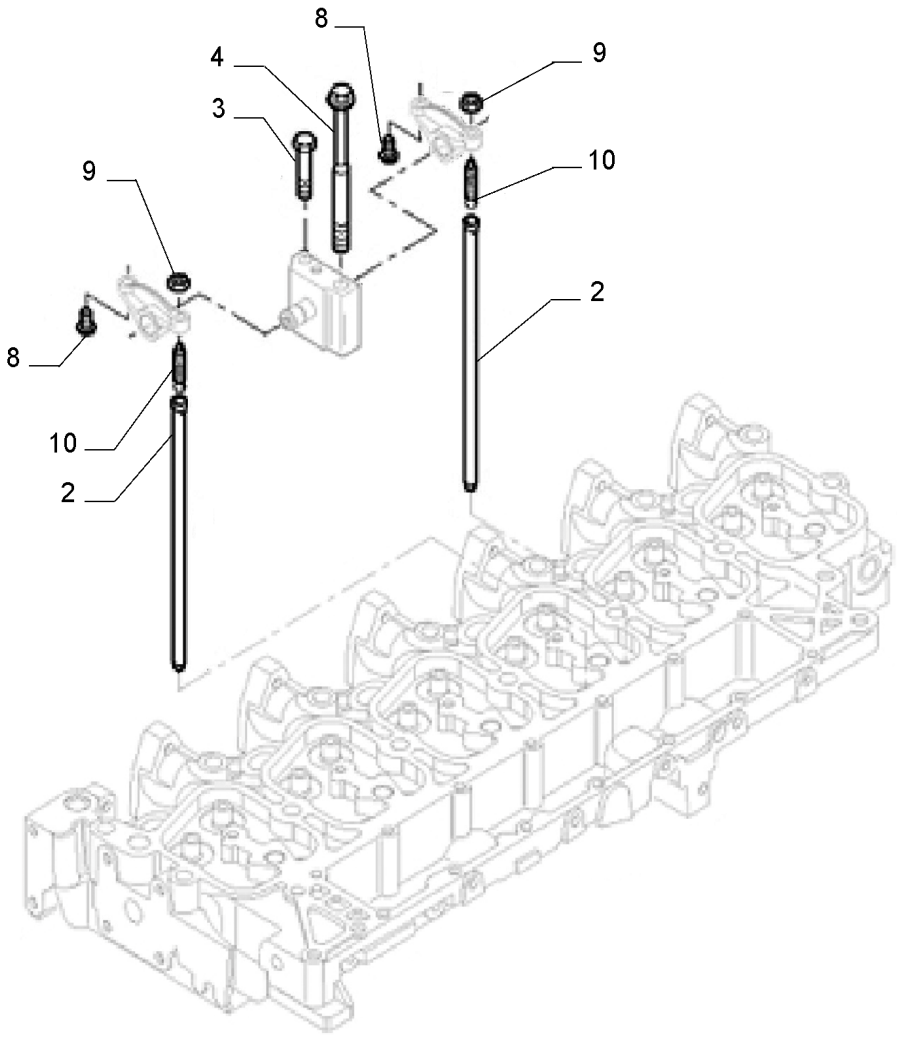

BALANCIM

REF	FN	PART NUMBER	YR/SN	QTY	DESCRIPTION
1		4895195		6	BALANCIM
2		4895361		12	HASTE DE IMPULSO
3		2852866		6	PARAFUSO
4		4892860		6	PARAFUSO CABEÇA FLANGEADA Wash Hd, M12 x 1.25 x 183
8		4895365		6	ENCHIMENTO
9		504355535		6	PEÇA DE REPOSIÇÃO
10		4895199		6	PARAFUSO DE REGULAGEM 3/8" - 24 x 25.85mm

VIRABREQUIM, AMORTECEDOR DE VIBRAÇÃO

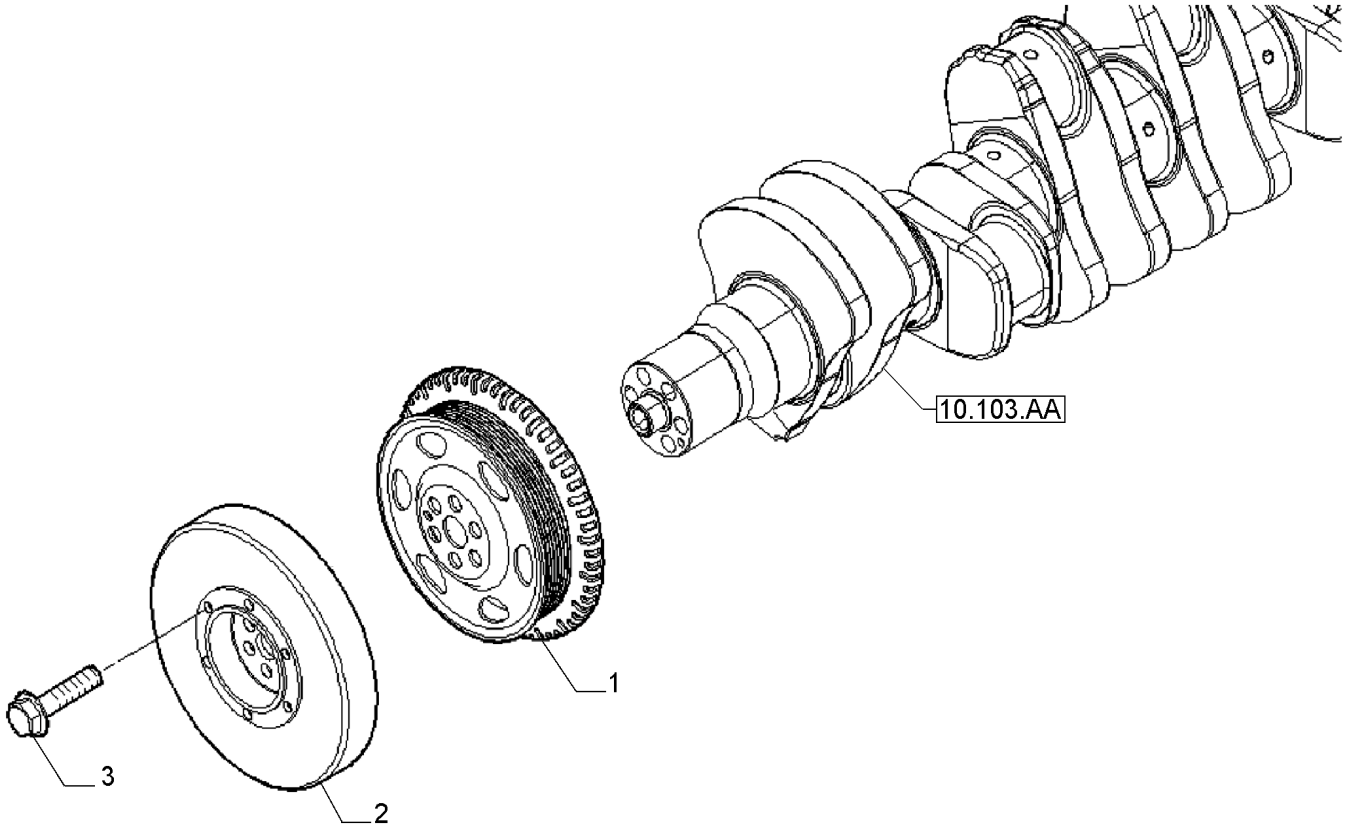

VIRABREQUIM, AMORTECEDOR DE VIBRAÇÃO

REF	FN	PART NUMBER	YR/SN	QTY	DESCRIPTION
1		504035186		1	POLIA
2		4892893		1	AMORTECEDOR DE VIBRAÇÃO
3		4892867		6	PARAFUSO CABEÇA FLANGEADA Torx Wash Hd, M12 x 1.25 x 78.5

FILTRO DE COMBUSTÍVEL

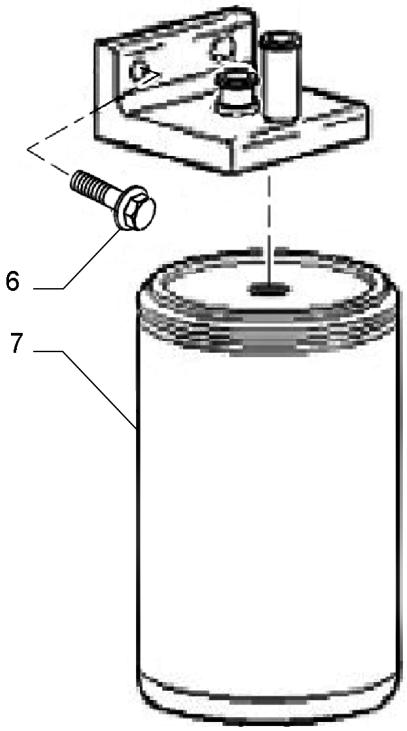

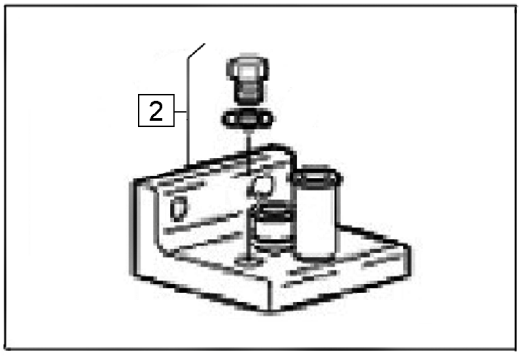

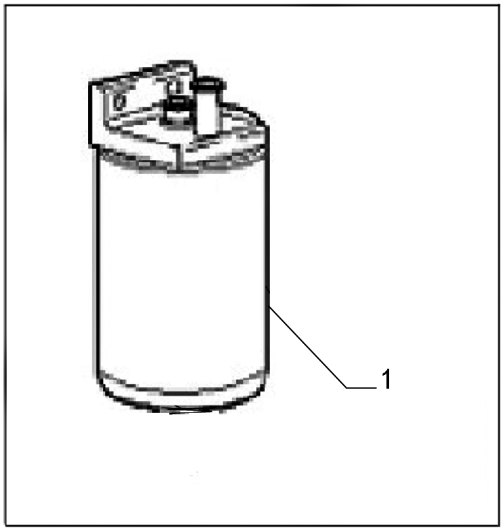

FILTRO DE COMBUSTÍVEL

REF	FN	PART NUMBER	YR/SN	QTY	DESCRIPTION
1		NS		1	SEM SERVIÇO
2		504332509		1	CABEÇA DO FILTRO
6		4899079		2	PARAFUSO Hex Flg, M8 x 1.25 x 25
7		84273562		1	FILTRO ELEMENTO DO FILTRO DE COMBUSTÍVEL

10.210.AF		p1	7/2014

LINHA DE COMBUSTÍVEL

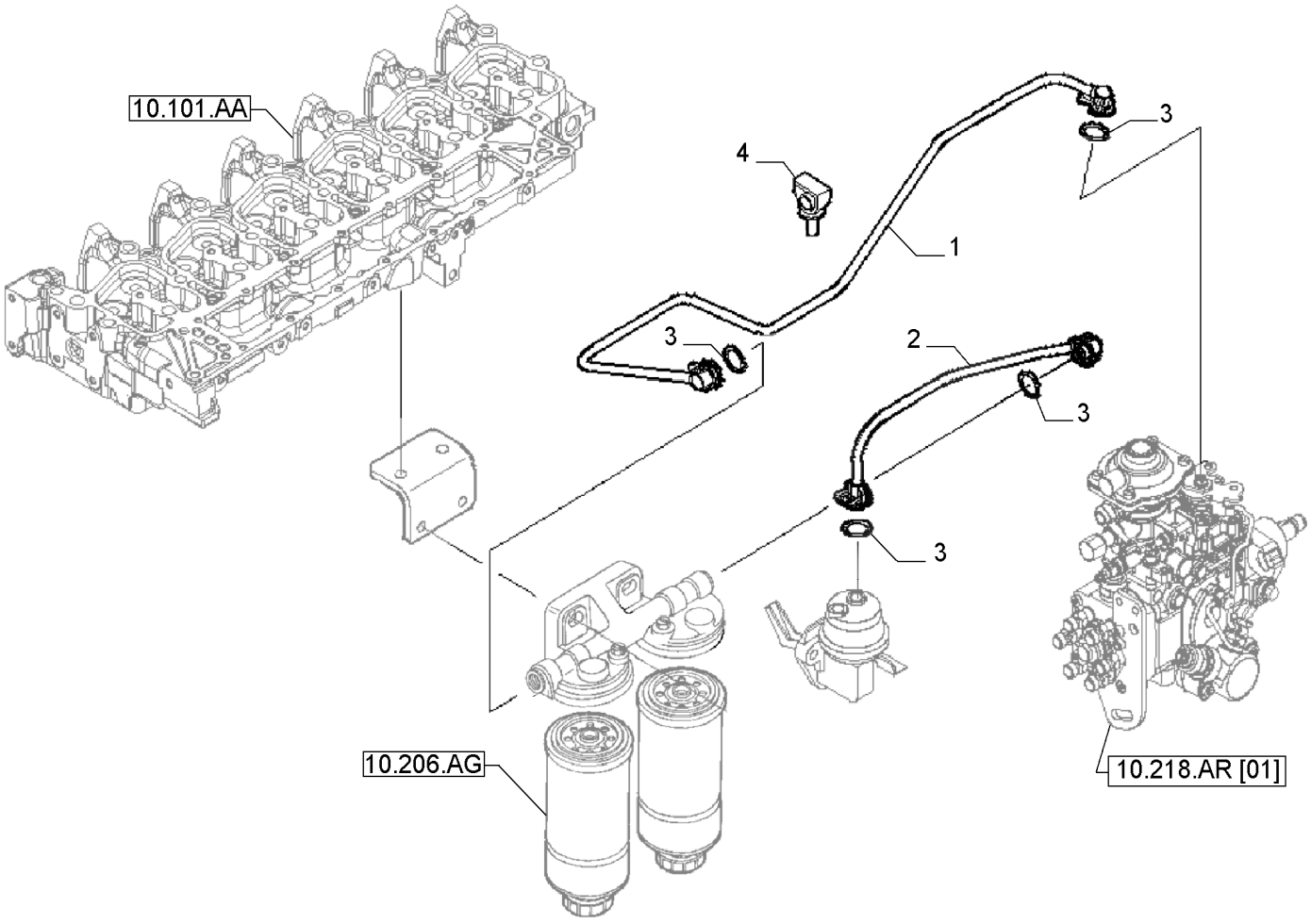

LINHA DE COMBUSTÍVEL

REF	FN	PART NUMBER	YR/SN	QTY	DESCRIPTION
1		504072176		1	TUBO
2		504072177		1	TUBO RÍGIDO
3		4894095		4	O-RING 8mm ID x 2.5mm
4		504065285		2	BRAÇADEIRA

BOMBA DE ALIMENTAÇÃO

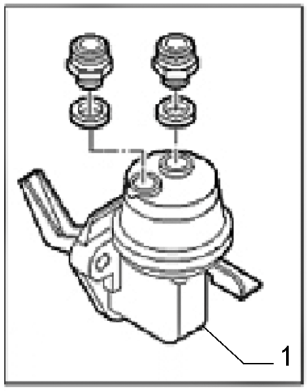

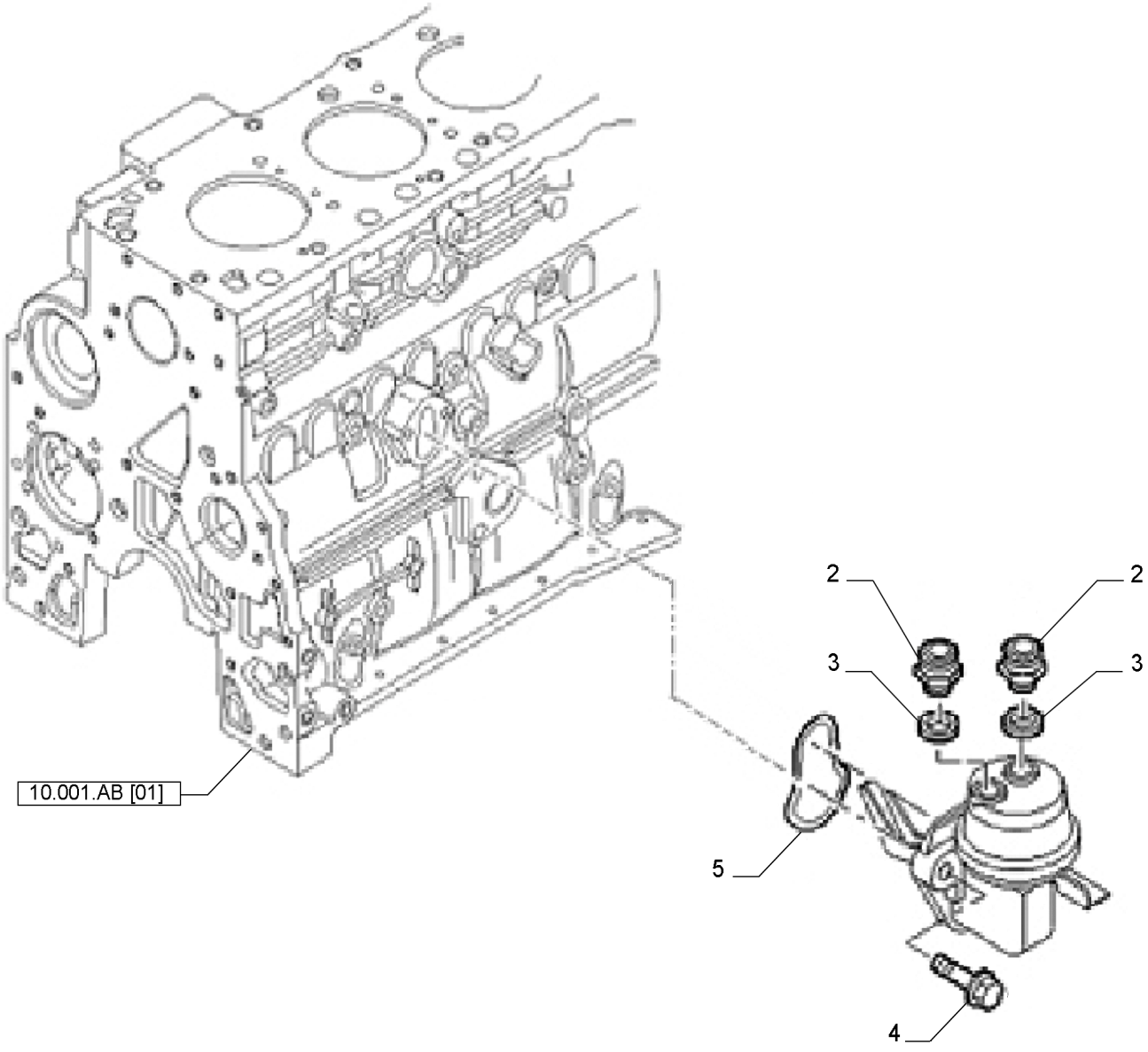

BOMBA DE ALIMENTAÇÃO

REF	FN	PART NUMBER	YR/SN	QTY	DESCRIPTION
1		504380241		1	PEÇA DE REPOSIÇÃO
2		4890964		1	CONEXÃO M12 x 1.5
3		4894721		2	VEDAÇÃO DA ARRUELA M12.2 x 17 x 1.5 Thk
4		4899079		2	PARAFUSO Hex Flg, M8 x 1.25 x 25
5		2830156		1	O-RING 70 Duro, M2.62 Thk

10.218.AE		p1	7/2014

INJETOR SIST COMBUSTÍVEL

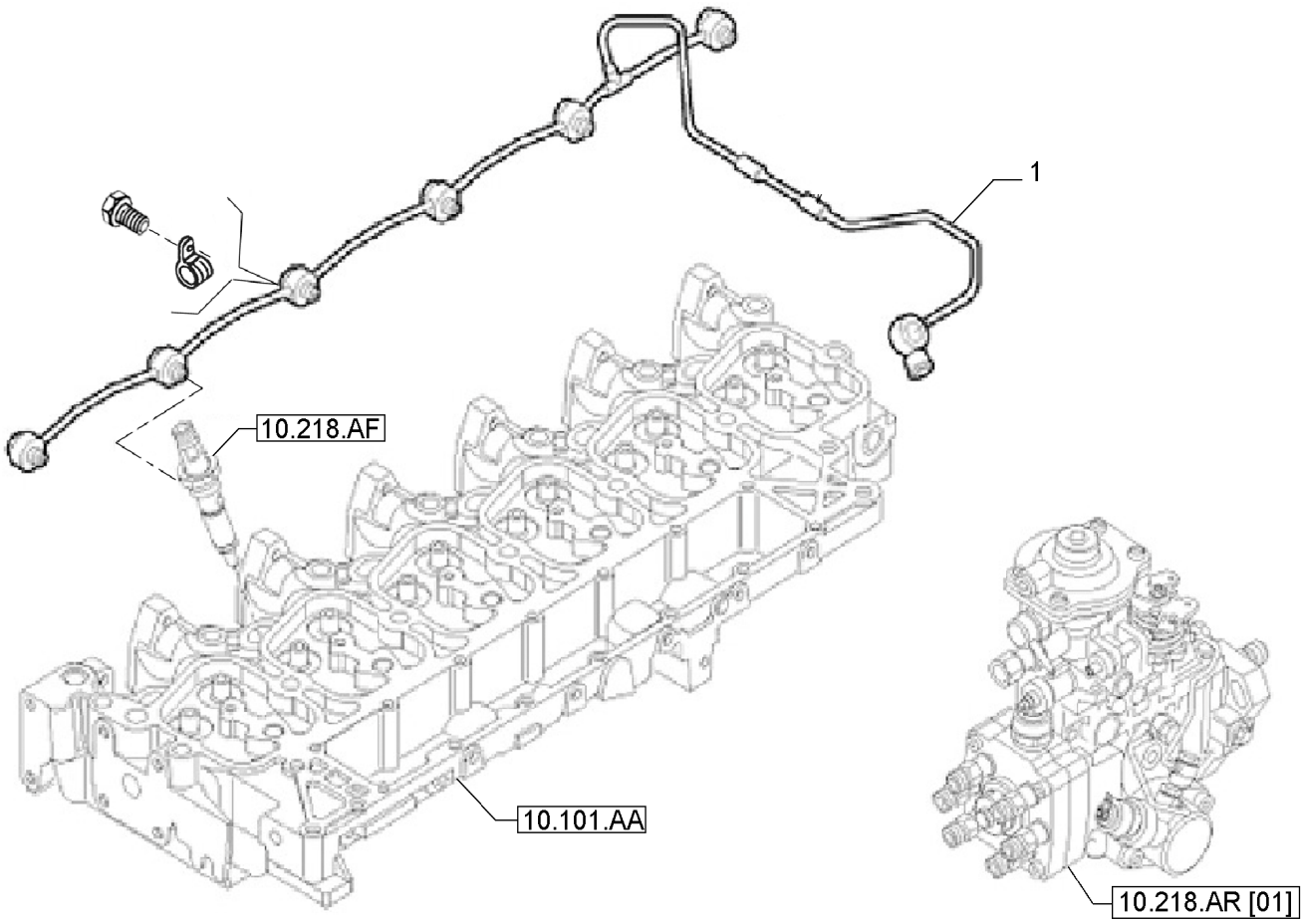

INJETOR SIST COMBUSTÍVEL

REF	FN	PART NUMBER	YR/SN	QTY	DESCRIPTION
1		504061555		1	TUBO DE RETORNO

F4GE9684E*J615

10.218.AF		p1	7/2014

INJETOR DE COMBUSTÍVEL

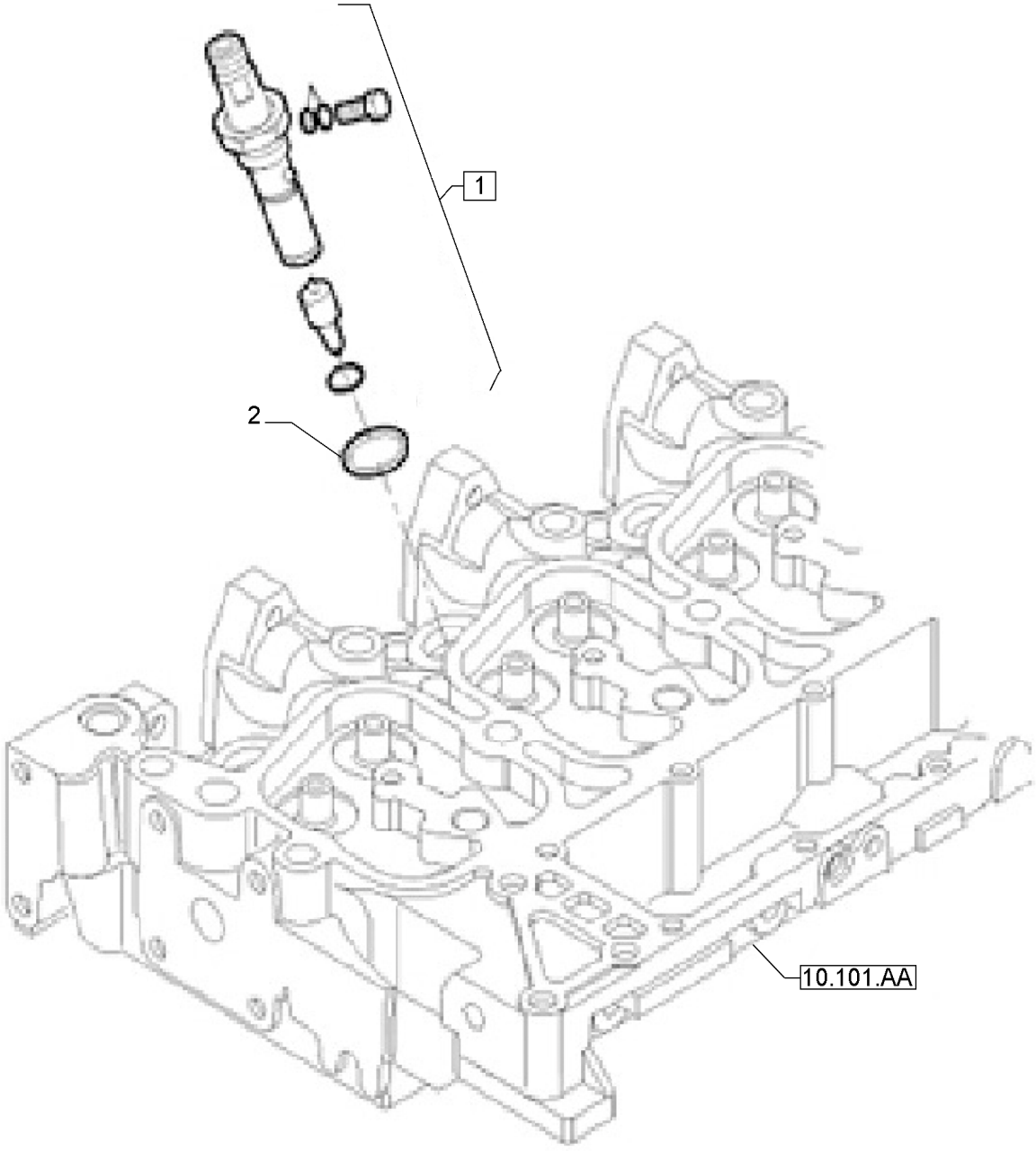

INJETOR DE COMBUSTÍVEL

REF	FN	PART NUMBER	YR/SN	QTY	DESCRIPTION
1		504125149		6	INJETOR SIST COMBUSTÍVEL
2		4895297		6	VEDAÇÃO Rectangular, 15.6mm ID x 1.68 Thk

LINHA DE COMBUSTÍVEL

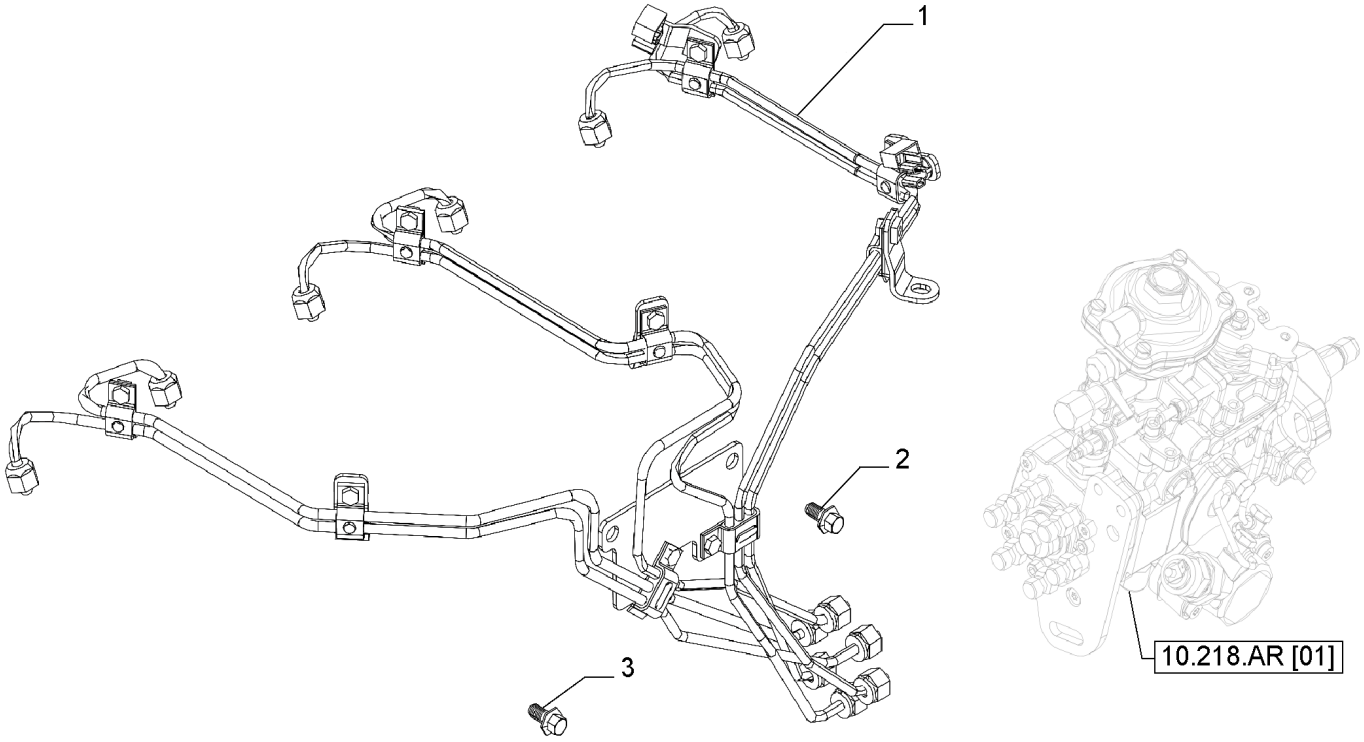

LINHA DE COMBUSTÍVEL

REF	FN	PART NUMBER	YR/SN	QTY	DESCRIPTION
1		504061554		1	CONJUNTO
2		4899039		2	PARAFUSO Hex Flg, M8 x 1.25 x 25
3		4896884		2	PARAFUSO Hex Flg, M8 x 1.25 x 16

LINHA DE COMBUSTÍVEL, LINHA DE RETORNO

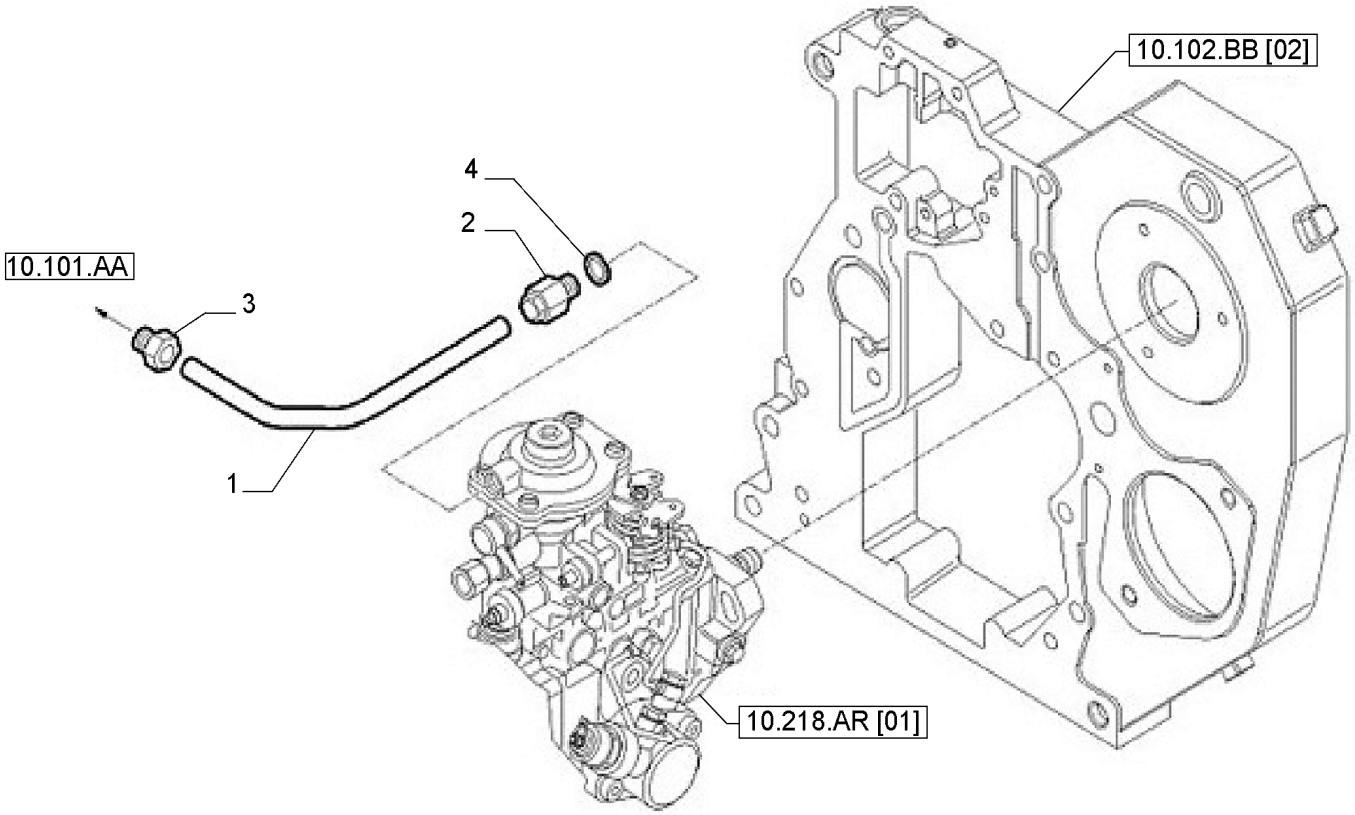

LINHA DE COMBUSTÍVEL, LINHA DE RETORNO

REF	FN	PART NUMBER	YR/SN	QTY	DESCRIPTION
1		504038511		1	TUBO FLEXÍVEL
2		4893518		1	CONEXÃO M8 x 1 x 29.5 L
3		4896770		1	CONEXÃO M10 x 1
4		4858605		1	VEDAÇÃO

10.218.AR	01	p1	7/2014

ACOPLAMENTO DE BOMBA INJ

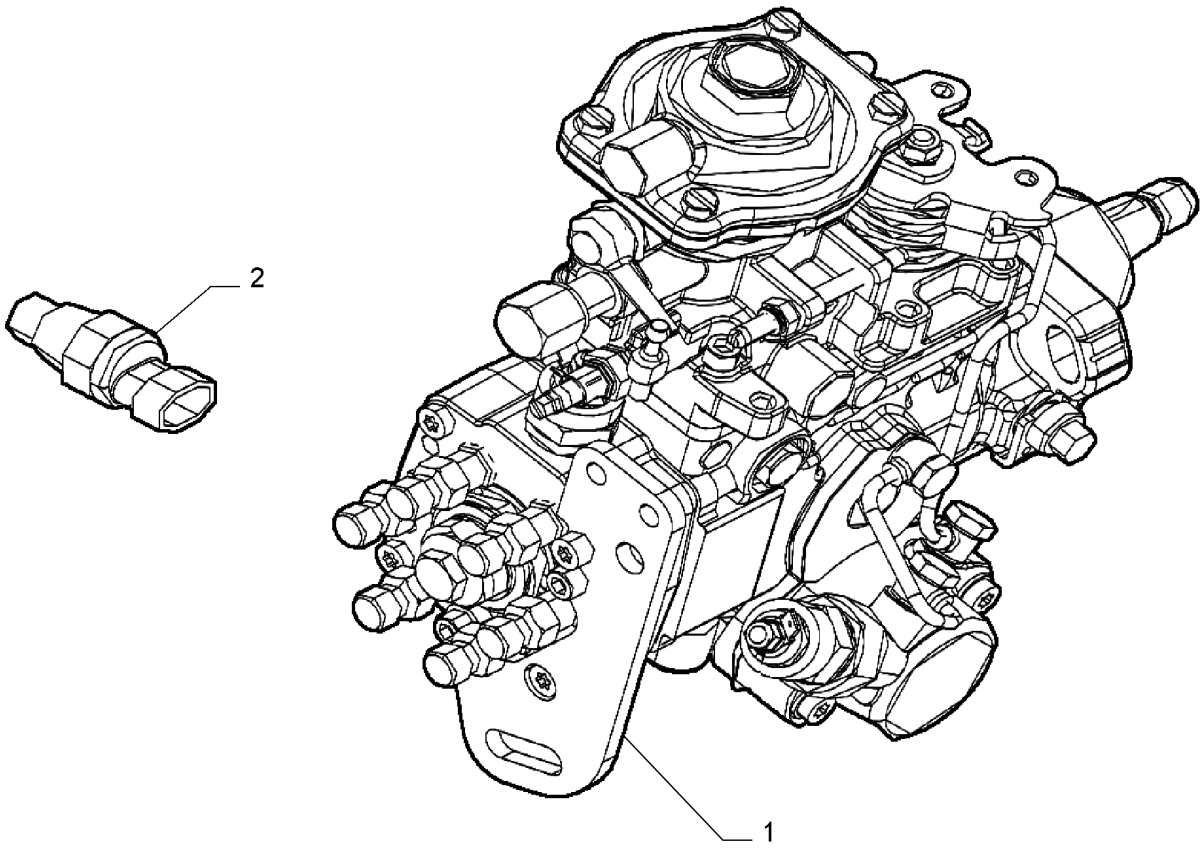

ACOPLAMENTO DE BOMBA INJ

REF	FN	PART NUMBER	YR/SN	QTY	DESCRIPTION
1		504129021		1	BOMBA INJEÇÃO COMBUSTÍVEL
2		504264463		1	SENSOR SENSOR DE TEMPERATURA KSB

10.218.AR	02	p1	7/2014

ACOPLAMENTO DE BOMBA INJ

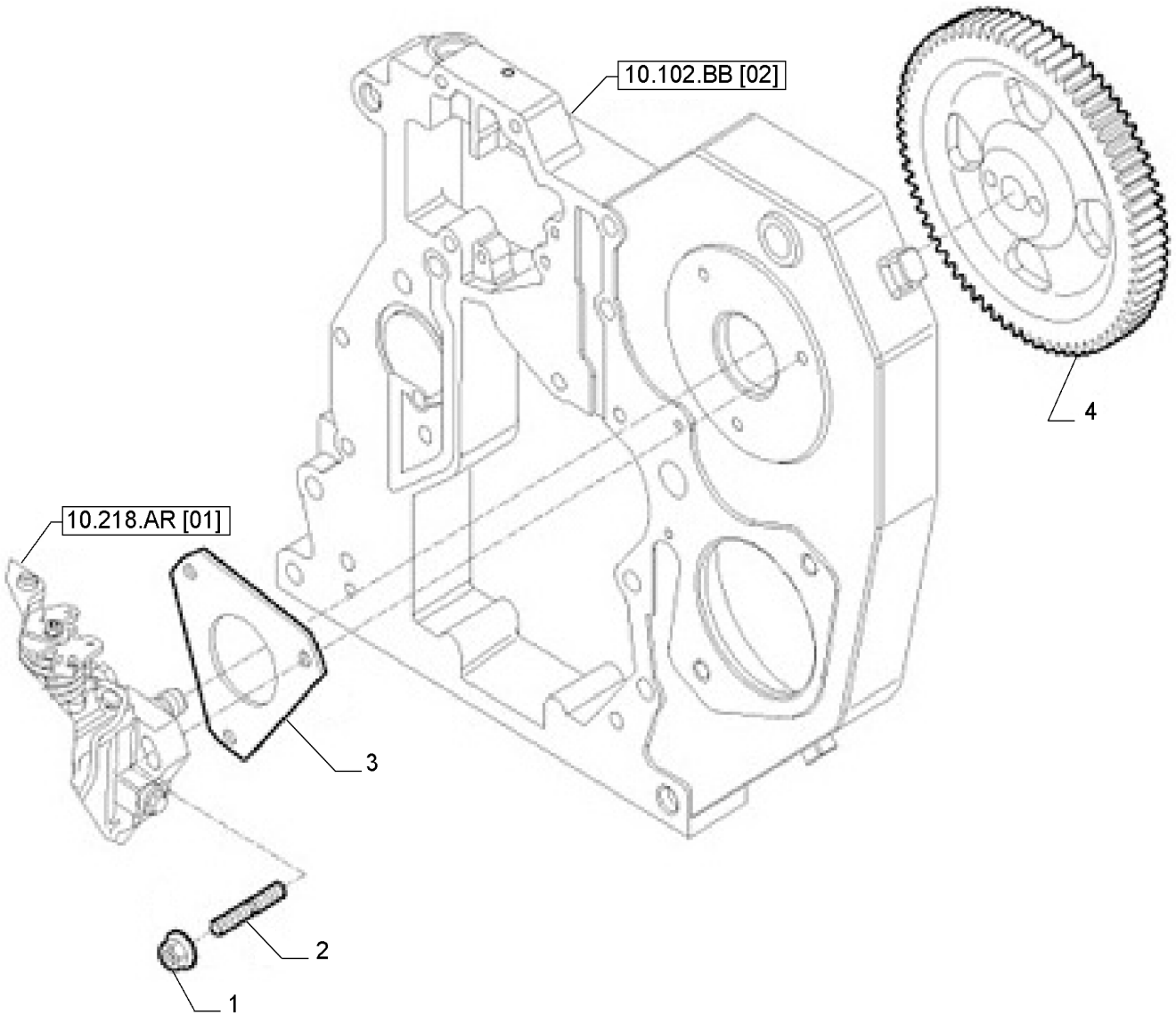

ACOPLAMENTO DE BOMBA INJ

REF	FN	PART NUMBER	YR/SN	QTY	DESCRIPTION
1		17044735		3	PORCA Hex, M8
2		504065125		3	PRISIONEIRO
3		504083433		1	JUNTA
4		4896616		1	ENGRENAGEM ACIONADA

10.250.AC		p1	7/2014

TURBO-COMPRESSOR

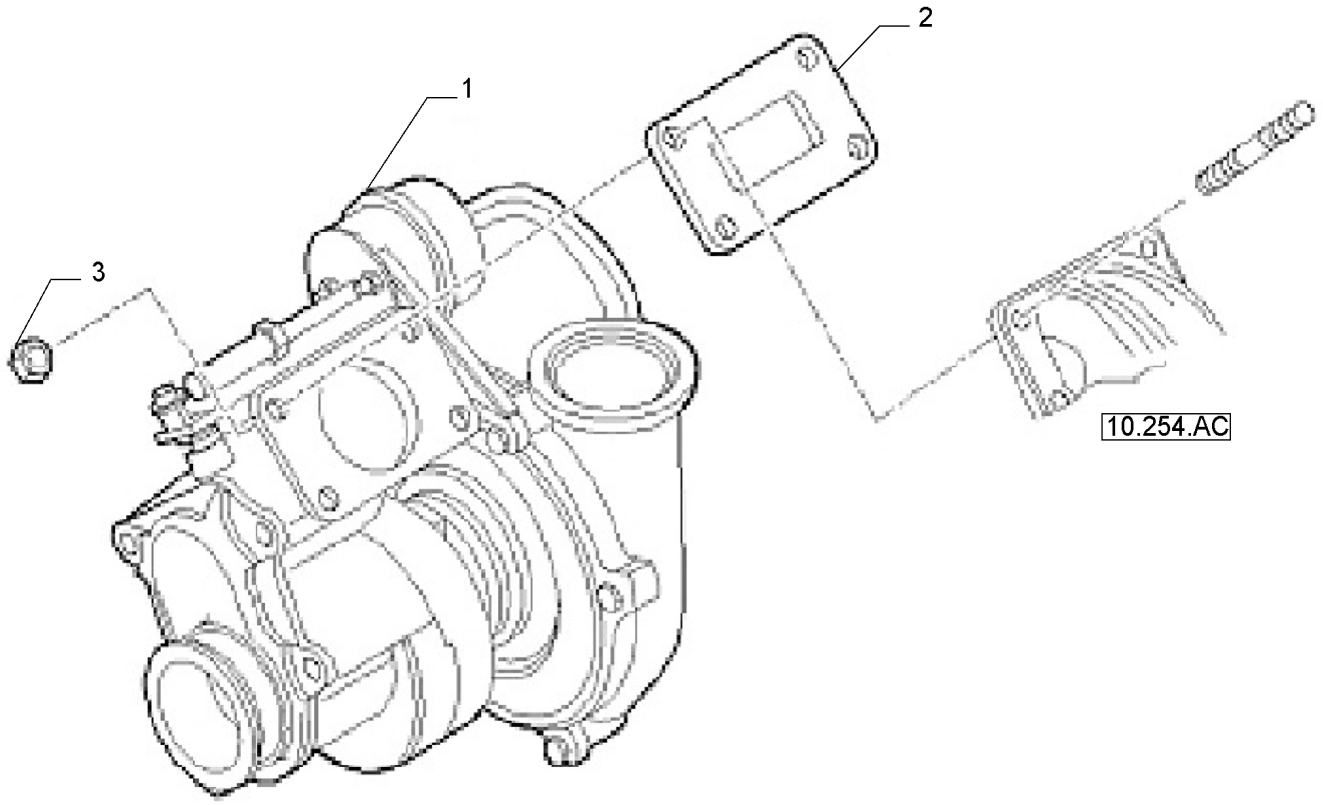

TURBO-COMPRESSOR

REF	FN	PART NUMBER	YR/SN	QTY	DESCRIPTION
1		504129032		1	TURBO-COMPRESSOR
2		4895132		1	JUNTA
3		4899086		4	PORCA FLANGEADA

10.250.AD		p1	7/2014

LINHA DO TURBO-COMPRESSOR

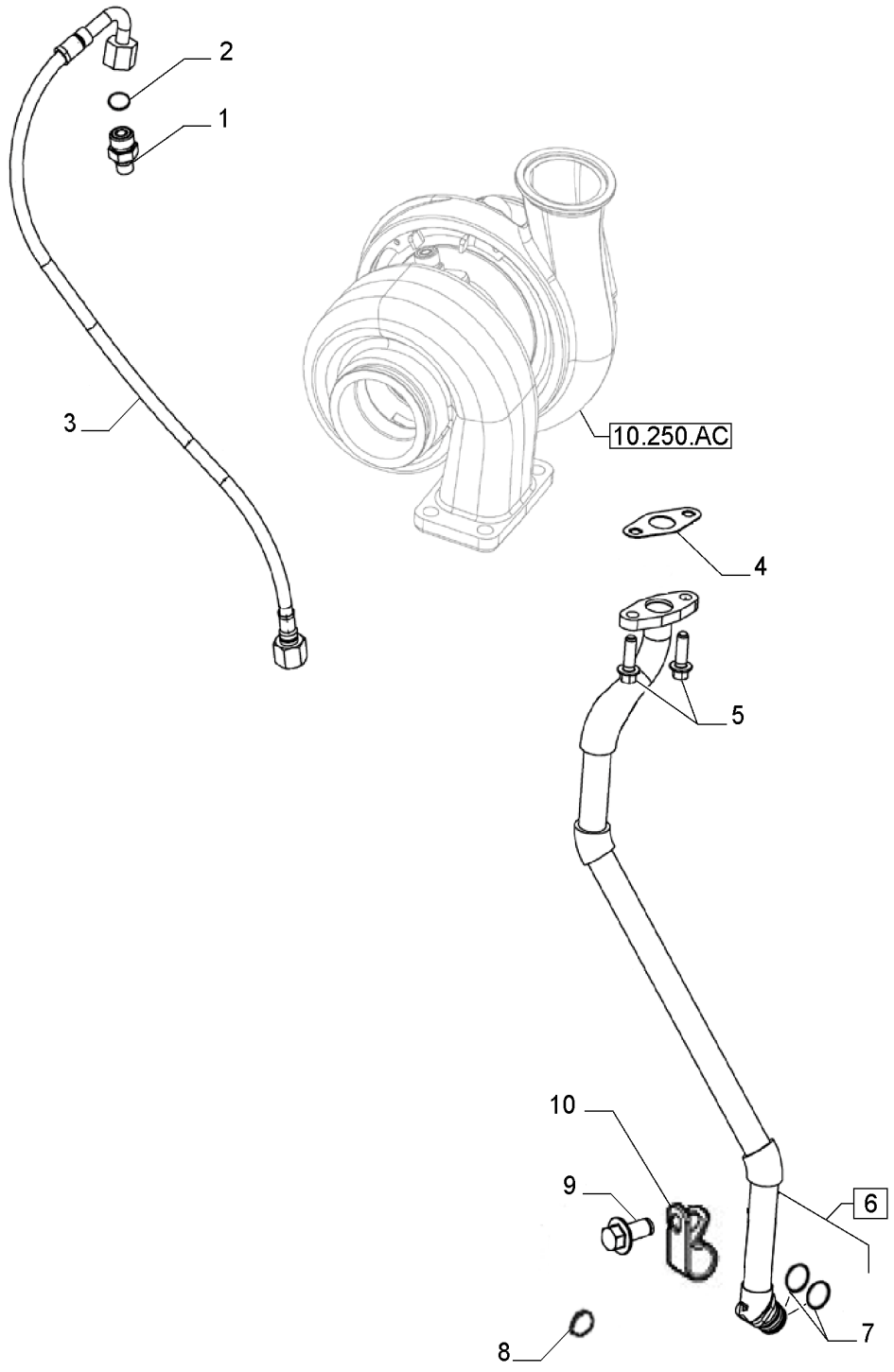

LINHA DO TURBO-COMPRESSOR

REF	FN	PART NUMBER	YR/SN	QTY	DESCRIPTION
1		504329209		1	UNIÃO
2		4895610		1	O-RING 9.3mm ID x 2.2mm Width
3		84300847		1	TUBO
4		4891288		1	JUNTA
5		4899079		2	PARAFUSO Hex Flg, M8 x 1.25 x 25
6		47547974		1	TUBO RÍGIDO
7		17281881		2	O-RING 0.674" ID x 0.88" OD x 0.103"
8		4895089		1	BUJÃO
9		16677735		1	PARAFUSO M12 x 25mm
10		4899827		1	SUPORTE

10.254.AC		p1	7/2014

COLETOR DE EXAUSTÃO

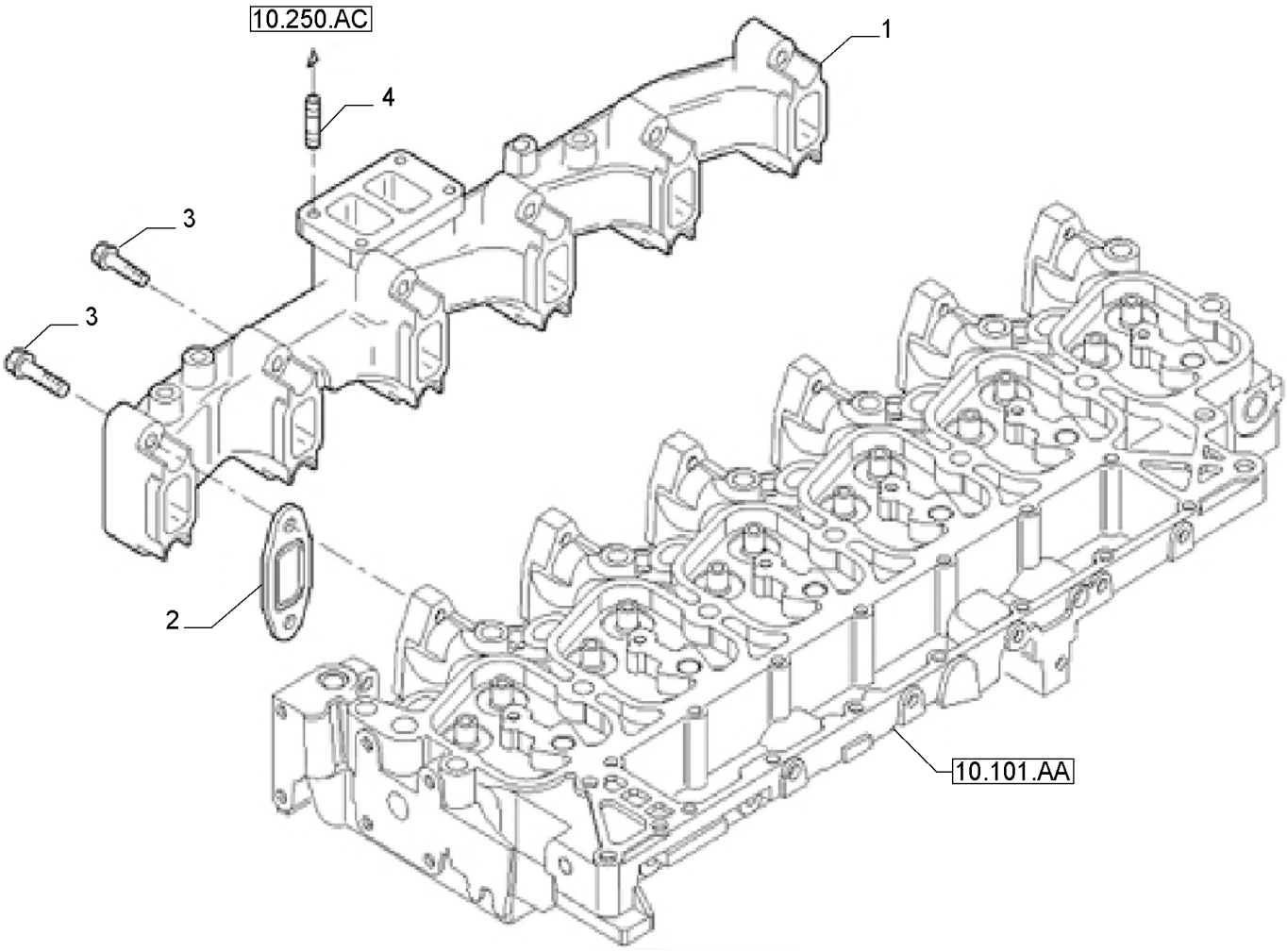

COLETOR DE EXAUSTÃO

REF FN	PART NUMBER	YR/SN	QTY	DESCRIPTION
1	2859170		1	COLETOR DE EXAUSTÃO
2	2856817		6	JUNTA DO COLETOR
3	2852744		12	PARAFUSO Hex, Flg Hd, M10 x 1.5 x 65
4	4899085		4	PRISIONEIRO M10 x 1.5 x 42mm

10.254.AM	01	p1	7/2014

COLETOR DE EXAUSTÃO E ADMISSÃO

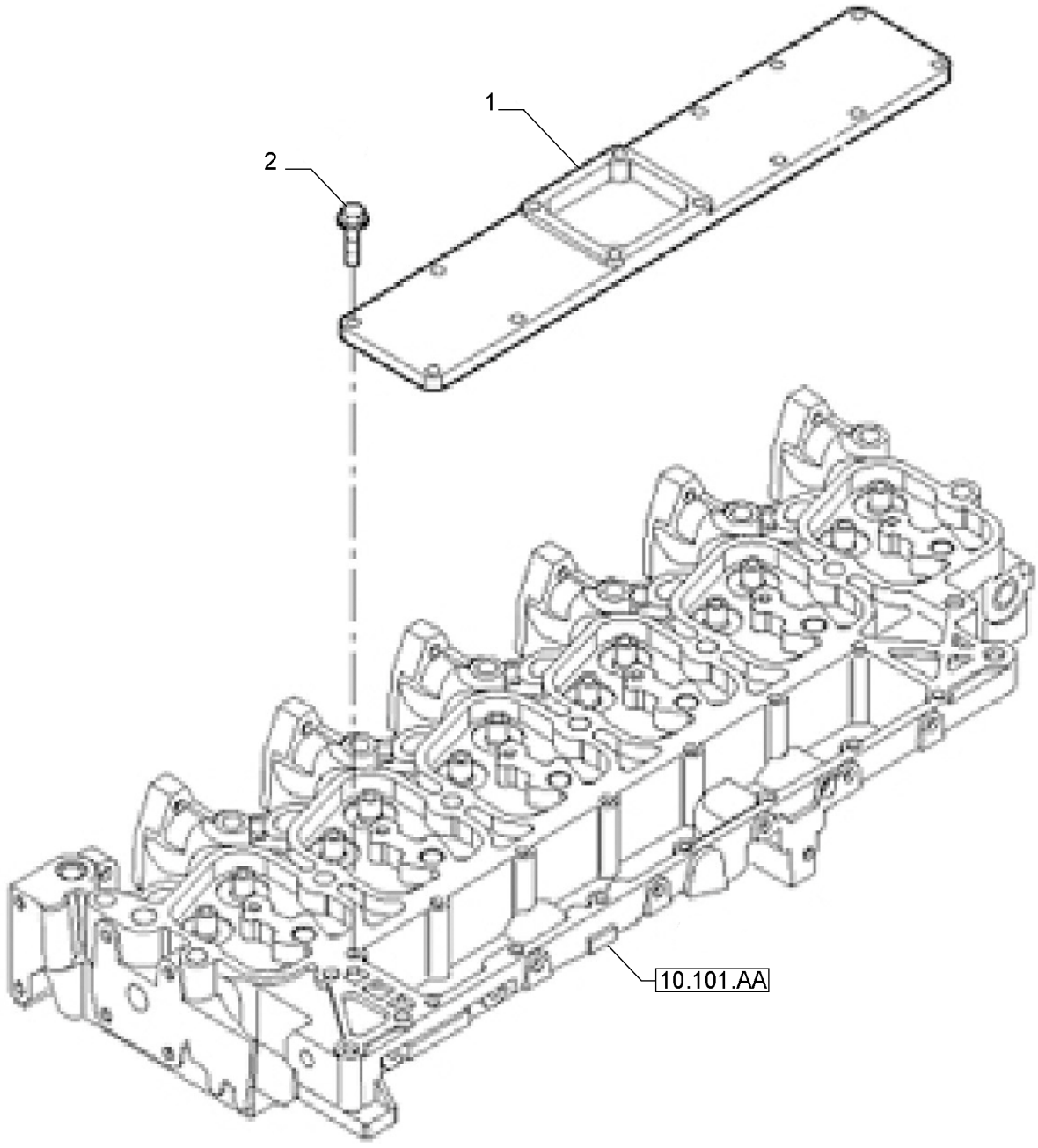

COLETOR DE EXAUSTÃO E ADMISSÃO

REF	FN	PART NUMBER	YR/SN	QTY	DESCRIPTION
1		504174937		1	COBERTURA
2		4899039		10	PARAFUSO Hex Flg, M8 x 1.25 x 25

10.254.AM	02	p1	7/2014

COLETOR DE EXAUSTÃO E ADMISSÃO

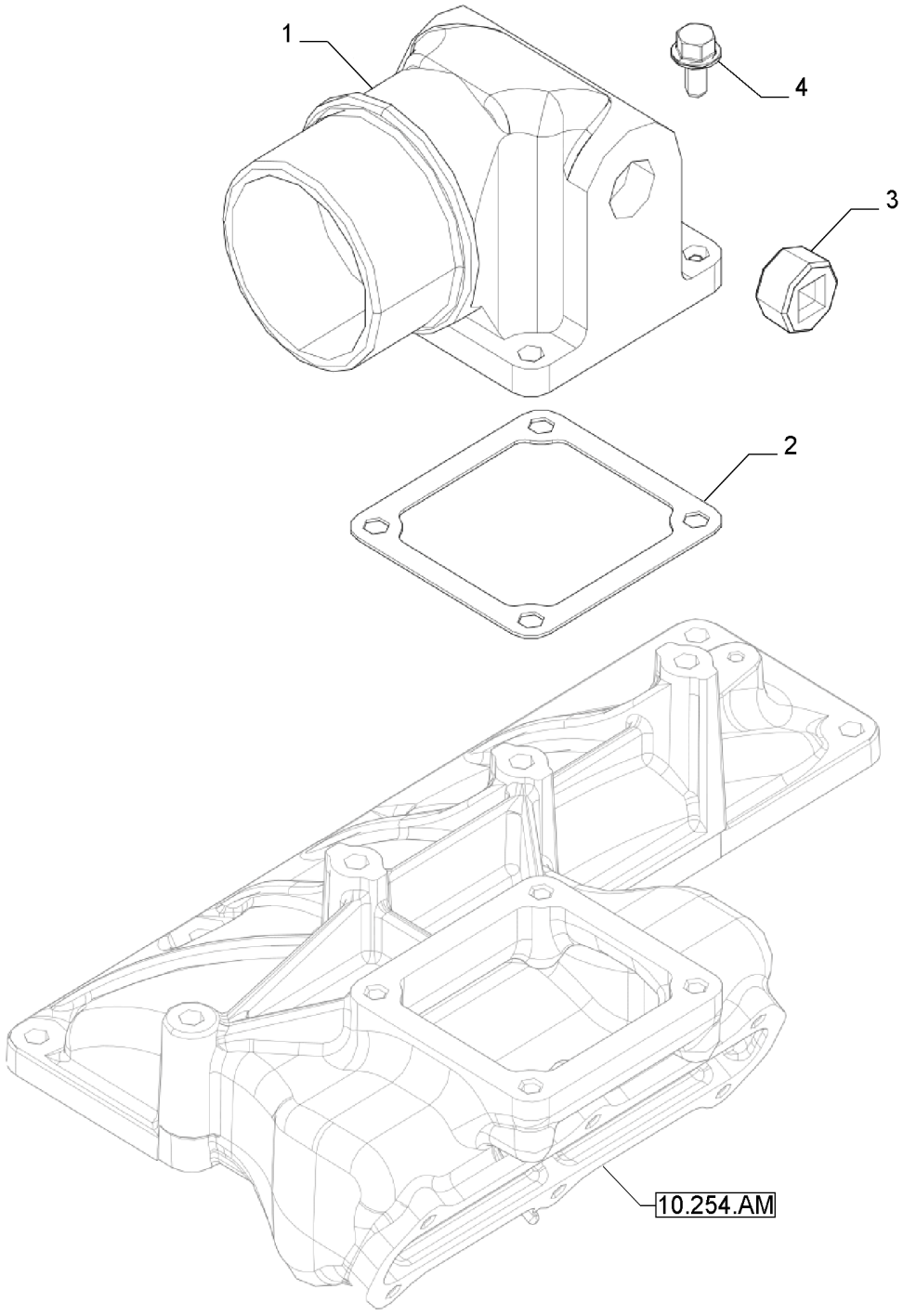

COLETOR DE EXAUSTÃO E ADMISSÃO

REF FN	PART NUMBER	YR/SN	QTY	DESCRIPTION
1	4895424		1	COLETOR DE ADMISSÃO
2	4899921		1	JUNTA
3	2854866		2	BUJÃO SOQUETE SEXTAVADO 3/4"-14 NPTF
4	2852212		4	PARAFUSO FLANGEADO Hex, M8 x 1.25 x 25mm

F4GE9684E*J615

10.304.AC		p1	7/2014

BOMBA DE ÓLEO DO MOTOR

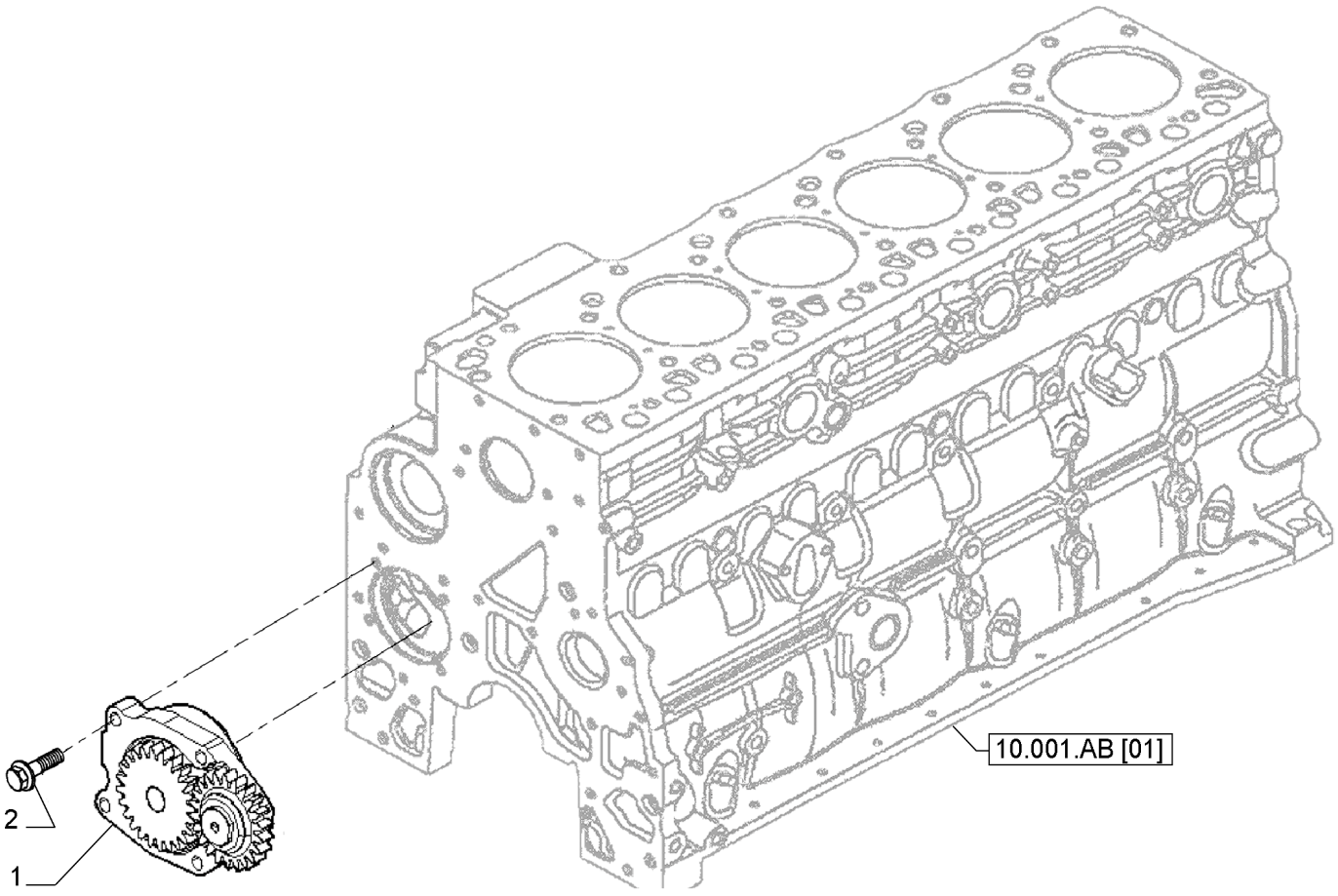

BOMBA DE ÓLEO DO MOTOR

REF	FN	PART NUMBER	YR/SN	QTY	DESCRIPTION
1		504047581		1	BOMBA DE LUBRIFICAÇÃO
2		4899090		4	PARAFUSO Hex Flg, M8 x 1.25 x 30

10.304.AE		p1	7/2014

FILTRO DE ÓLEO DO MOTOR

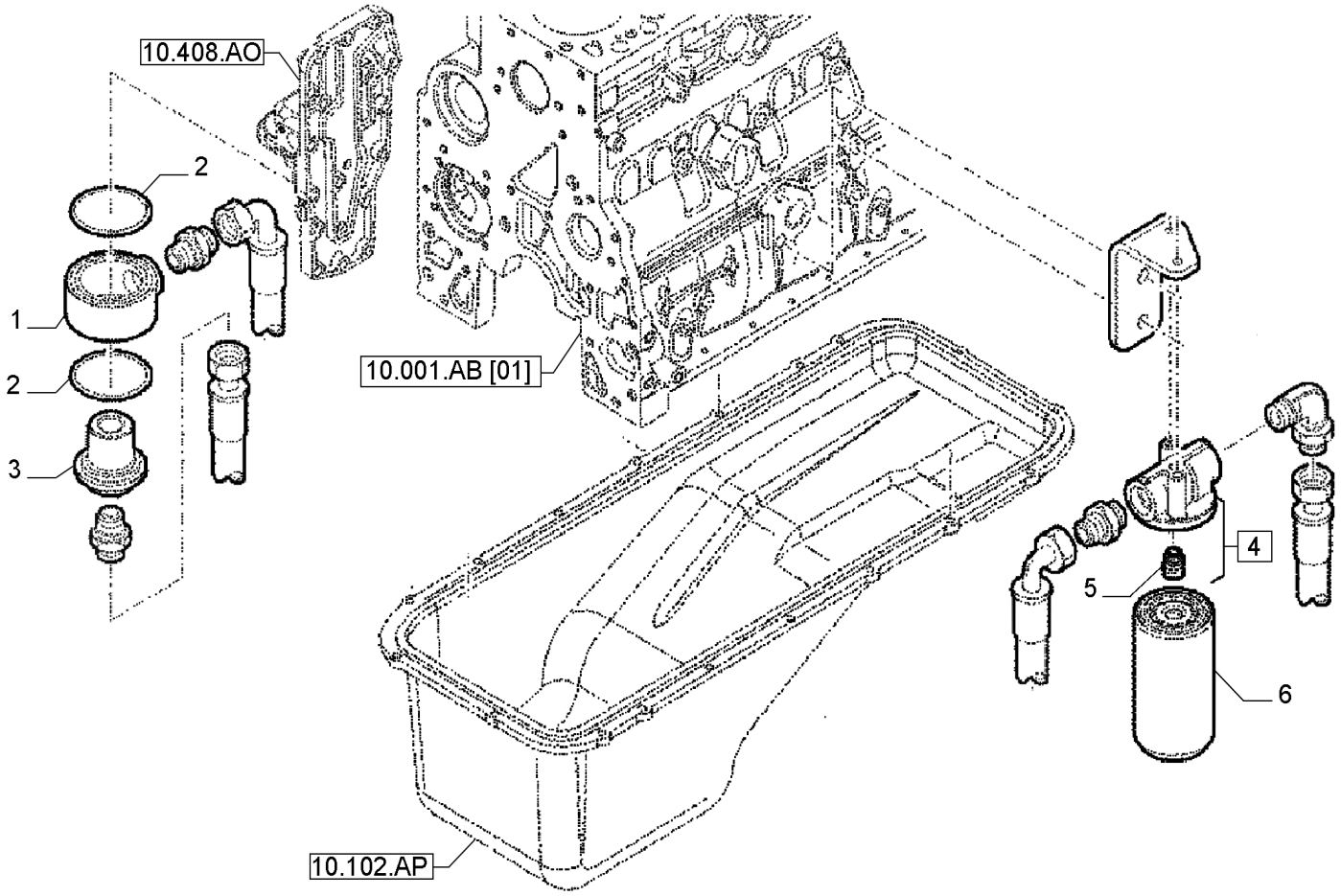

FILTRO DE ÓLEO DO MOTOR

REF FN	PART NUMBER	YR/SN	QTY	DESCRIPTION
1	500389886		1	SUPORTE
2	17290181		2	ELEMENTO DE VEDAÇÃO D=59,92MM SP=3,53MM
3	500396330		1	CONECTOR HIDRÁUL
4	504039282		1	CABEÇA DO FILTRO
5	4893391		1	ADAPTADOR M24 x 2 x M27 x 2
6	84228488		1	FILTRO DE ÓLEO DO MOTOR

10.304.AJ	01	p1	7/2014

LIMA, ÓLEO

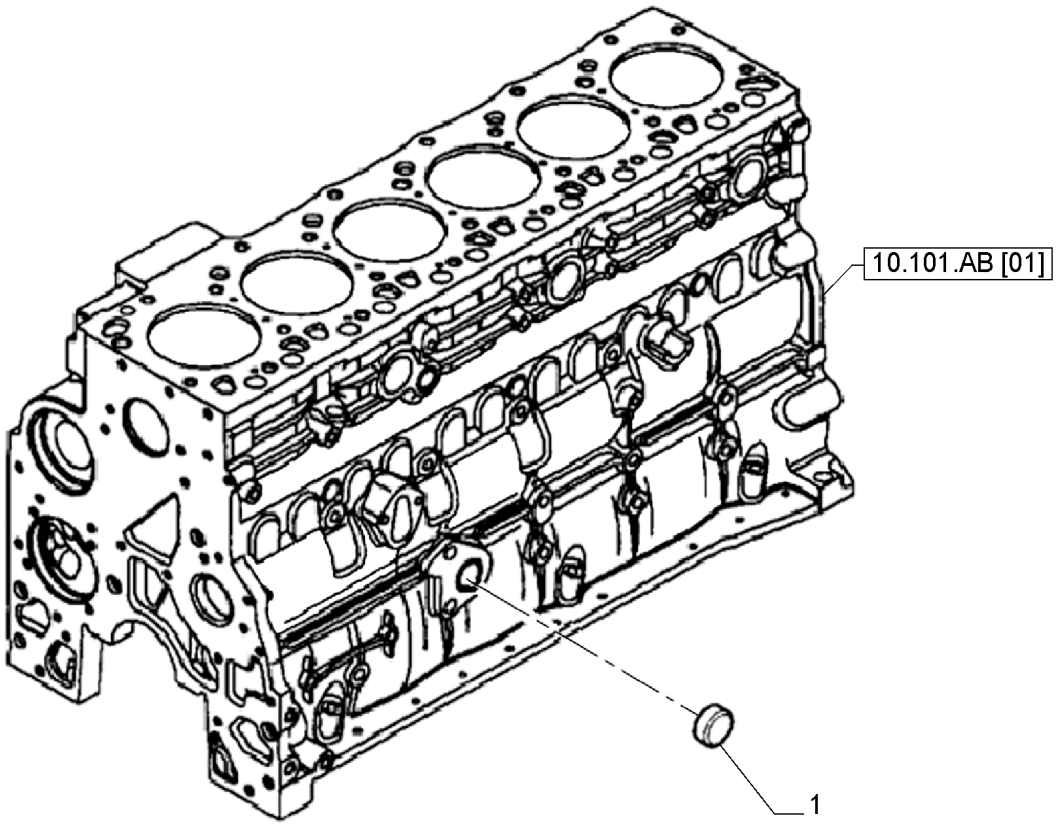

LIMA, ÓLEO

REF	FN	PART NUMBER	YR/SN	QTY	DESCRIPTION
1		4895037		1	BUJÃO DE EXPANSÃO 32.03mm

10.304.AJ	02	p1	7/2014

LIMA, ÓLEO

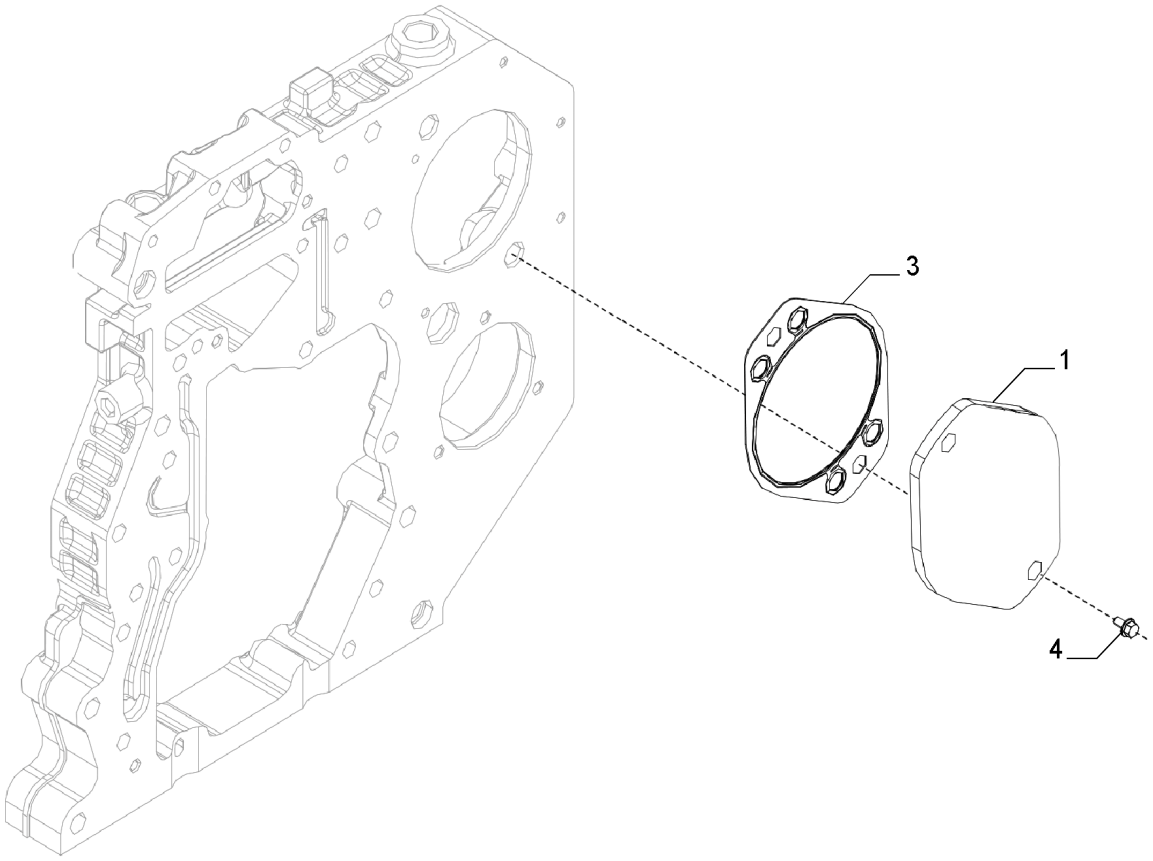

LIMA, ÓLEO

REF	FN	PART NUMBER	YR/SN	QTY	DESCRIPTION
1		504049033		1	COBERTURA
3		4896897		1	JUNTA
4		16677735		2	PARAFUSO M12 x 25mm

10.304.AS		p1	7/2014

HASTE DE NÍVEL

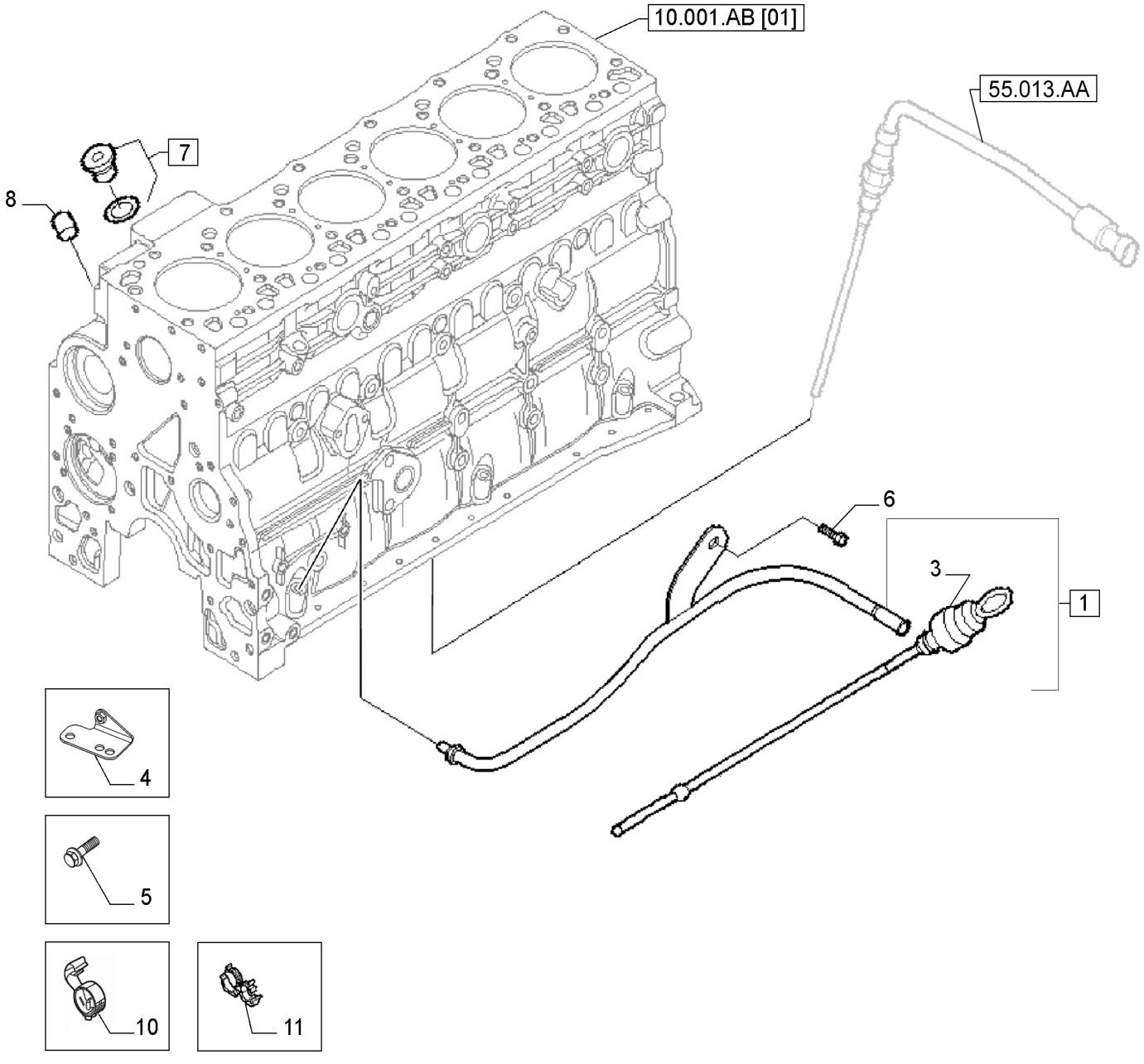

HASTE DE NÍVEL

REF	FN	PART NUMBER	YR/SN	QTY	DESCRIPTION
1		2854315		1	HASTE DE NÍVEL
3		504045920		1	HASTE DE NÍVEL
4		504051850		1	SUPORTE
5		10910321		1	PARAFUSO Hex, M8 x 1 x 14mm, Cl 8.8, Full Thd
6		16677735		1	PARAFUSO M12 x 25mm
7		4897330		1	BUJÃO SOQUETE SEXTAVADO M12 x 1.5
8		4895406		2	BUJÃO DE EXPANSÃO 9.8mm OD
10		504046336		1	SUPORTE
11		2855527		1	SUPORTE

10.400.AP		p1	7/2014

LINHA DA BOMBA DE ÁGUA

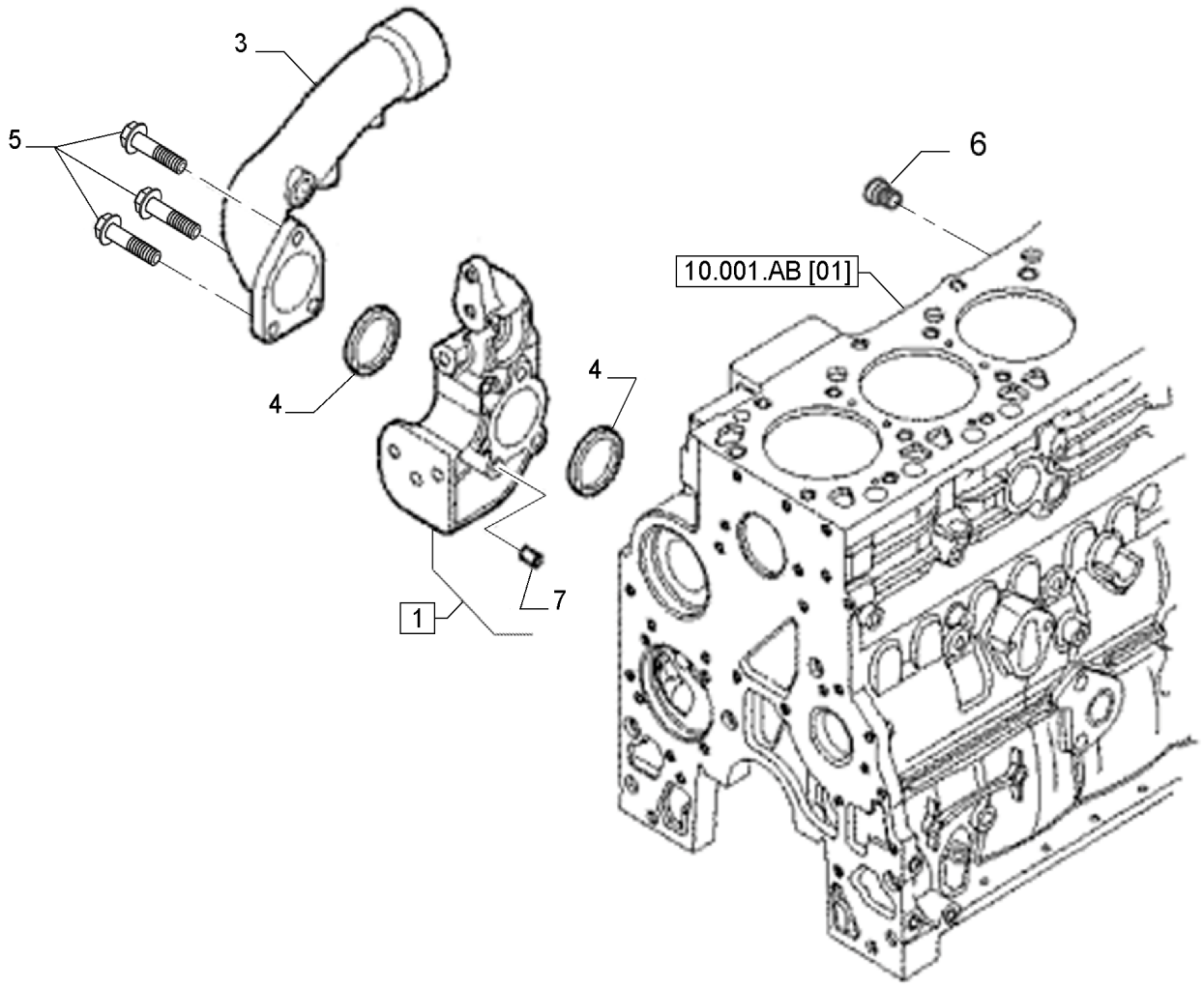

LINHA DA BOMBA DE ÁGUA

REF FN	PART NUMBER	YR/SN	QTY	DESCRIPTION
1	500387647		1	SUPORTE
3	2852922		1	COTOVELO
4	2854072		2	ANEL VEDADOR Rectangular, 50mm ID x 5.16 Thk
5	16593025		3	PARAFUSO M10 x 90mm
6	4895392		2	BUJÃO SOQUETE SEXTAVADO M18 x 1.5
7	98405182		2	GUIA

BOMBA DE ÁGUA

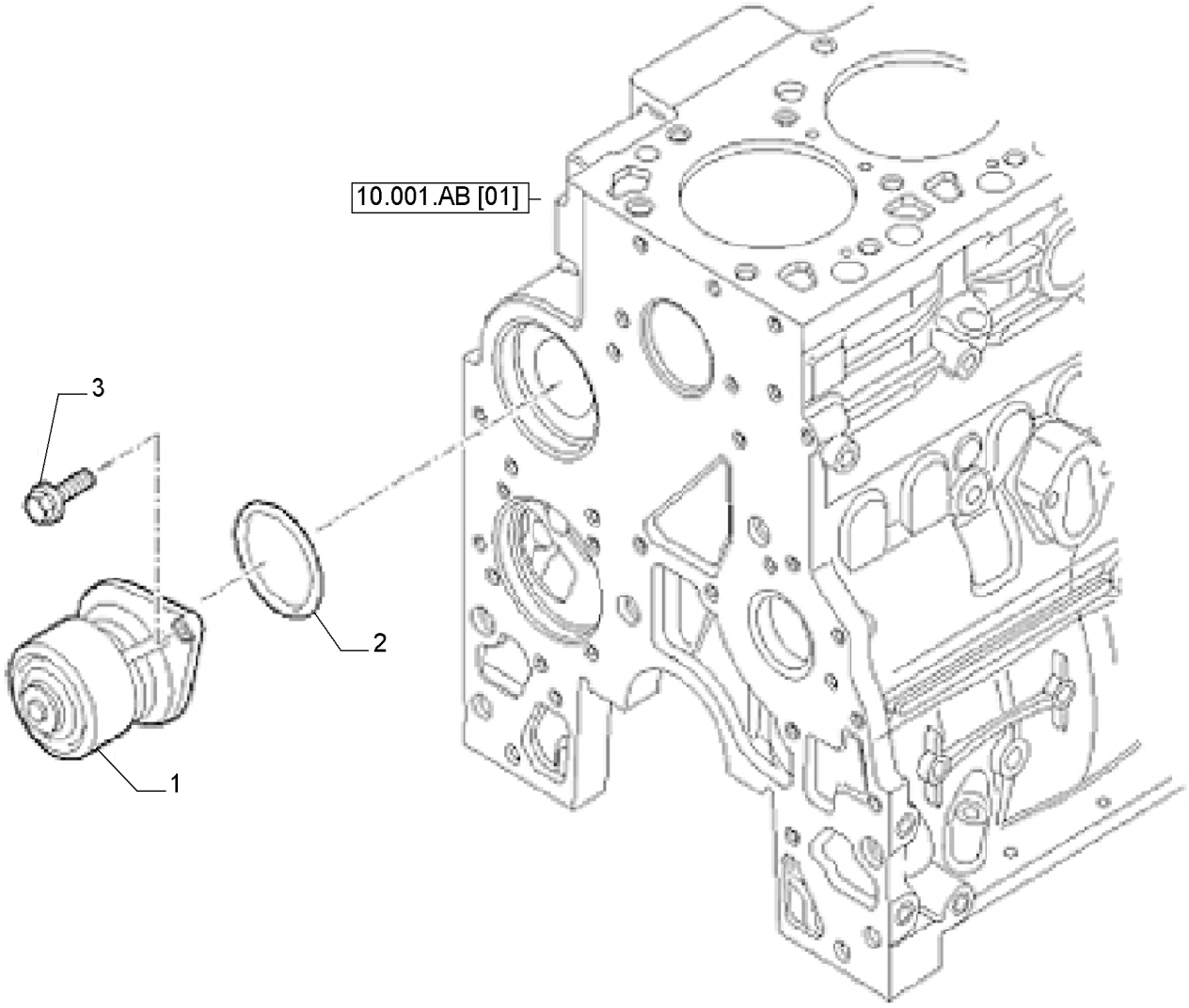

BOMBA DE ÁGUA

REF	FN	PART NUMBER	YR/SN	QTY	DESCRIPTION
1		504377466		1	BOMBA DE ÁGUA
2		2852047		1	ANEL VEDADOR
3		4899079		2	PARAFUSO Hex Flg, M8 x 1.25 x 25

10.400.BC	01	p1	7/2014

TERMOSTATO

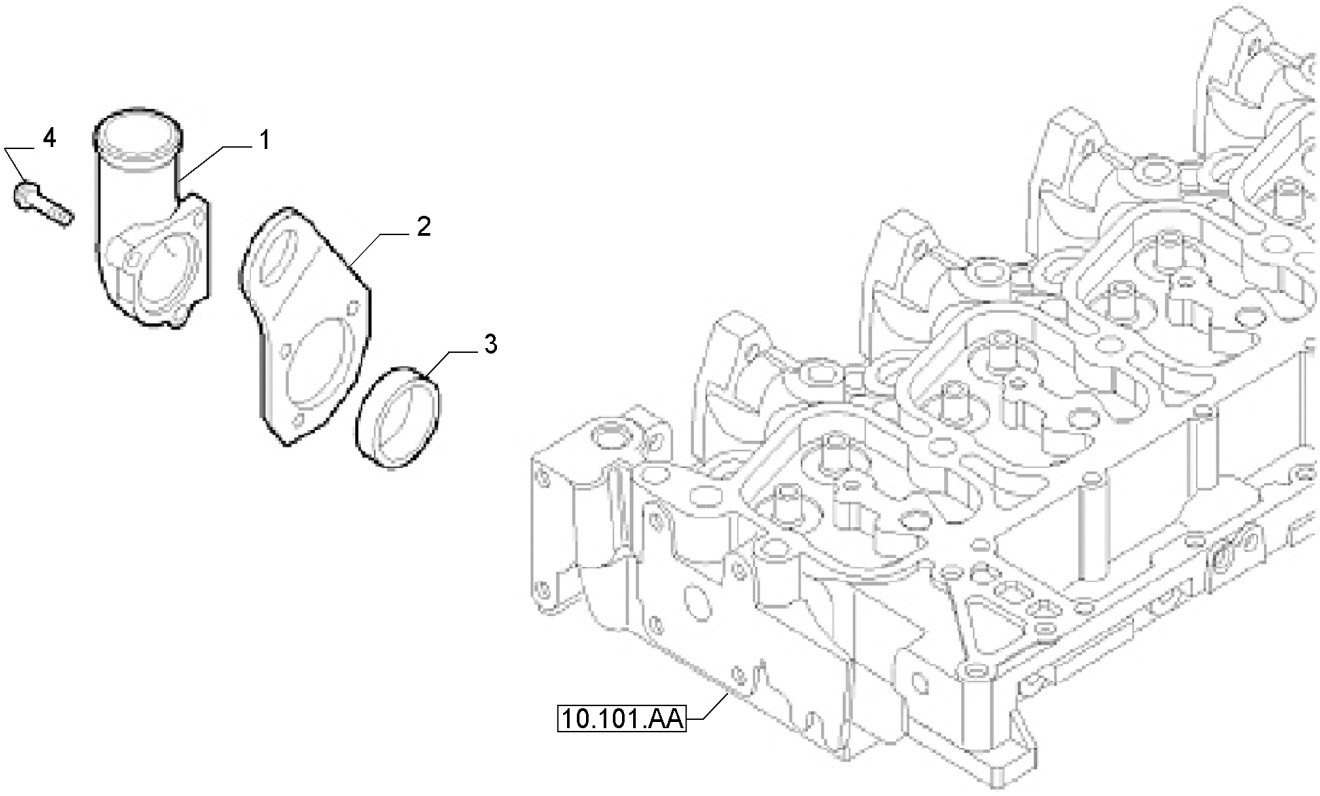

TERMOSTATO

REF	FN	PART NUMBER	YR/SN	QTY	DESCRIPTION
1		504079269		1	COLETOR
2		504083276		1	GANCHO
3		2853133		1	JUNTA
4		4899091		3	PARAFUSO Hex Flange Cap, M8 x 1.25 x 40.00mm

10.400.BC	02	p1	7/2014

TERMOSTATO

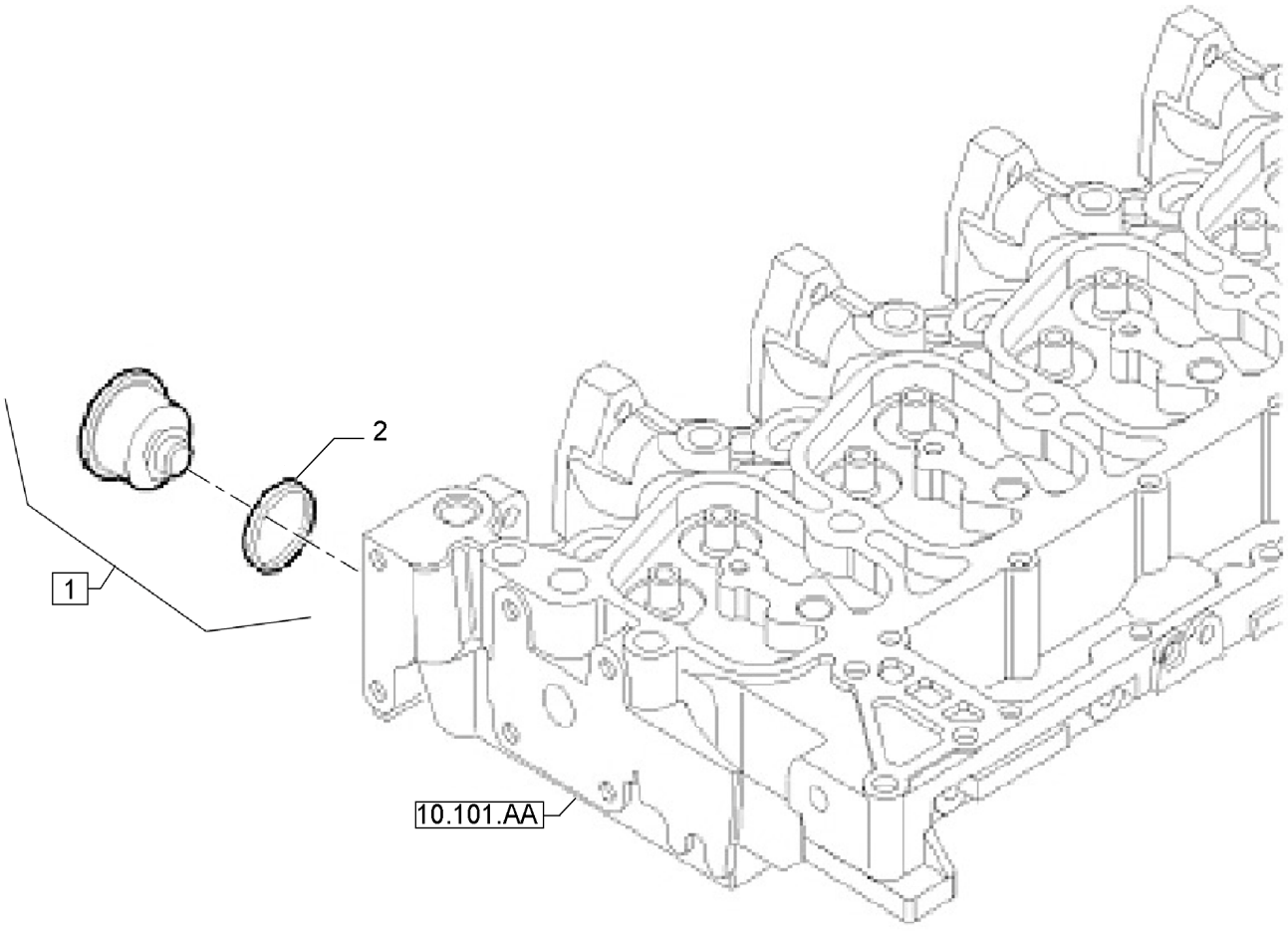

TERMOSTATO

REF	FN	PART NUMBER	YR/SN	QTY	DESCRIPTION
1		84383461		1	TERMOSTATO
2		84325989		1	VEDAÇÃO

F4GE9684E*J615

TERMOSTATO

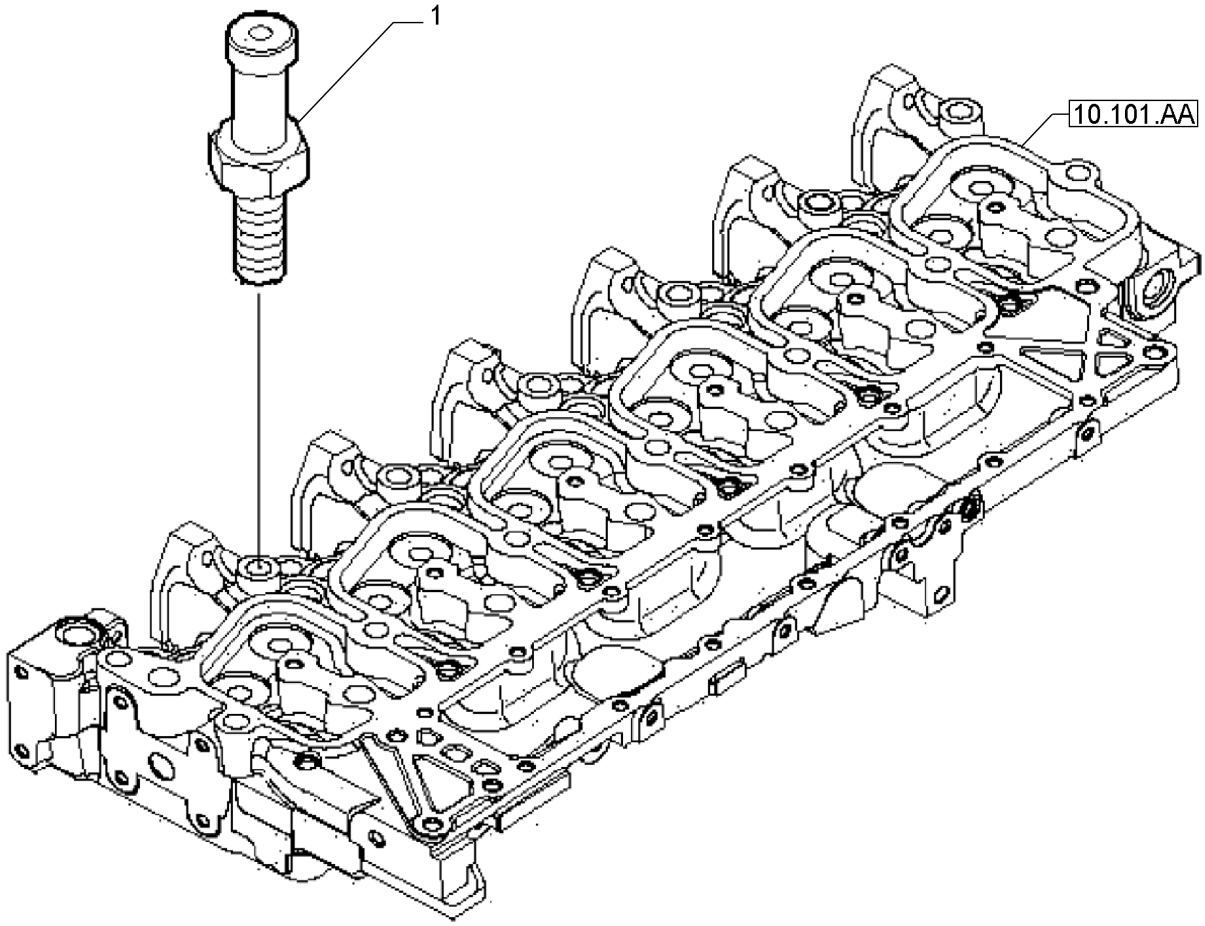

TERMOSTATO

REF	FN	PART NUMBER	YR/SN	QTY	DESCRIPTION
1		504043984		1	CONEXÃO 1/2"-14 NPTF x M10 Barb

RESFRIADOR DO ÓLEO

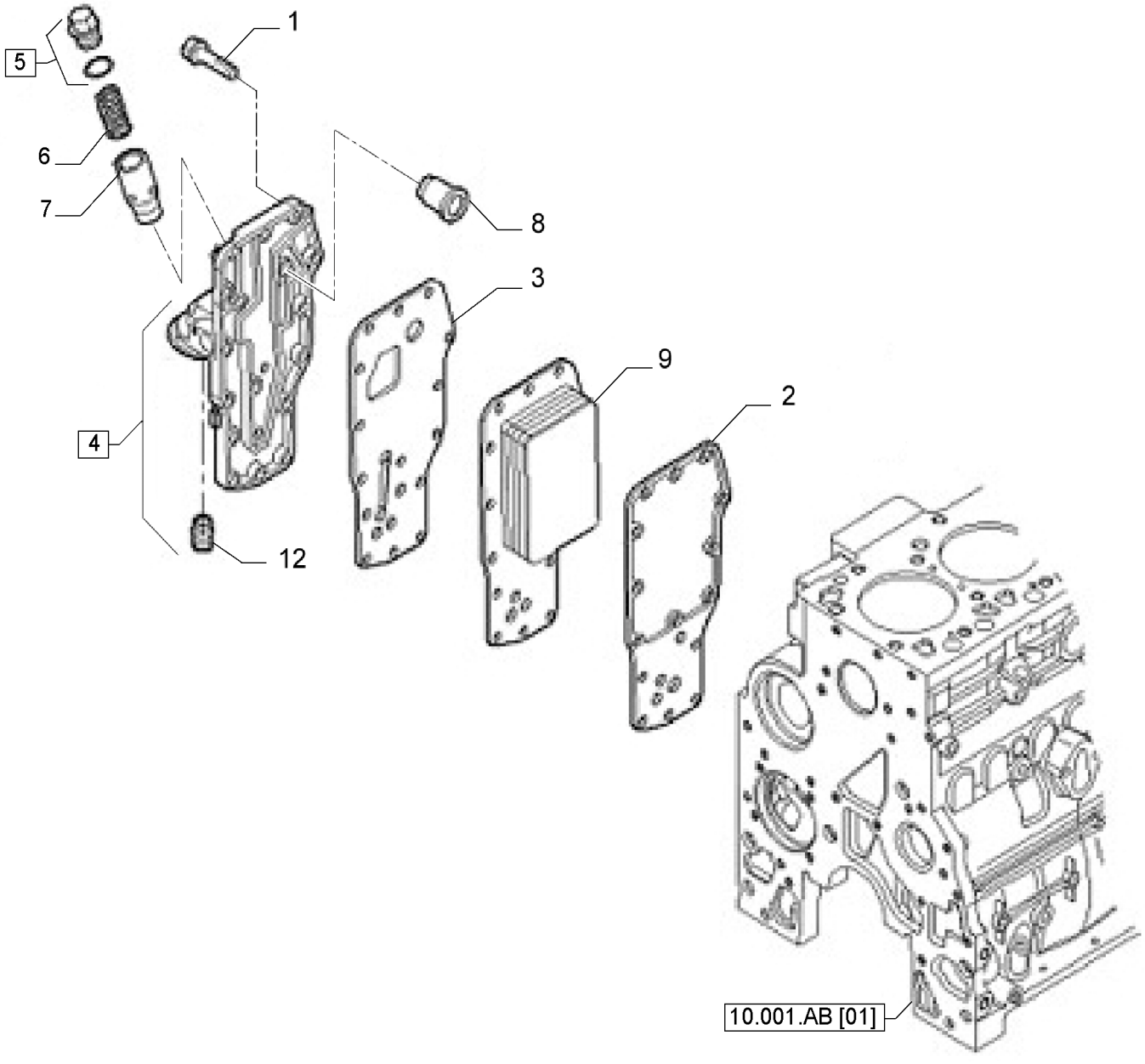

RESFRIADOR DO ÓLEO

REF	FN	PART NUMBER	YR/SN	QTY	DESCRIPTION
1		4899019		15	PARAFUSO Hex Flg, M8 x 1.25 x 35
2		2830559		1	JUNTA
3		4896409		1	JUNTA
4		4899643		1	CABEÇA DO FILTRO
5		504096409		1	BUJÃO
6		4895045		1	MOLA
7		4896404		1	ÊMBOLO
8		J936365		1	VÁLVULA ALÍVIO DA PRESSÃO
9		5801750731		1	TROCADOR DE CALOR
12		4893391		1	ADAPTADOR M24 x 2 x M27 x 2

SECTION INDEX

ELECTRICAL SYSTEMS

55.013.AA		OIL, SENSOR
55.015.AC		SENSOR
55.201.AE		STARTER MOTOR
55.202.AE		BLOCK HEATER
55.301.AA		ALTERNATOR
55.301.AB	01	ALTERNATOR PULLEY, BELT & BRACKET
55.301.AB	02	ALTERNATOR PULLEY, BELT & BRACKET

55.013.AA		p1	7/2014

ÓLEO

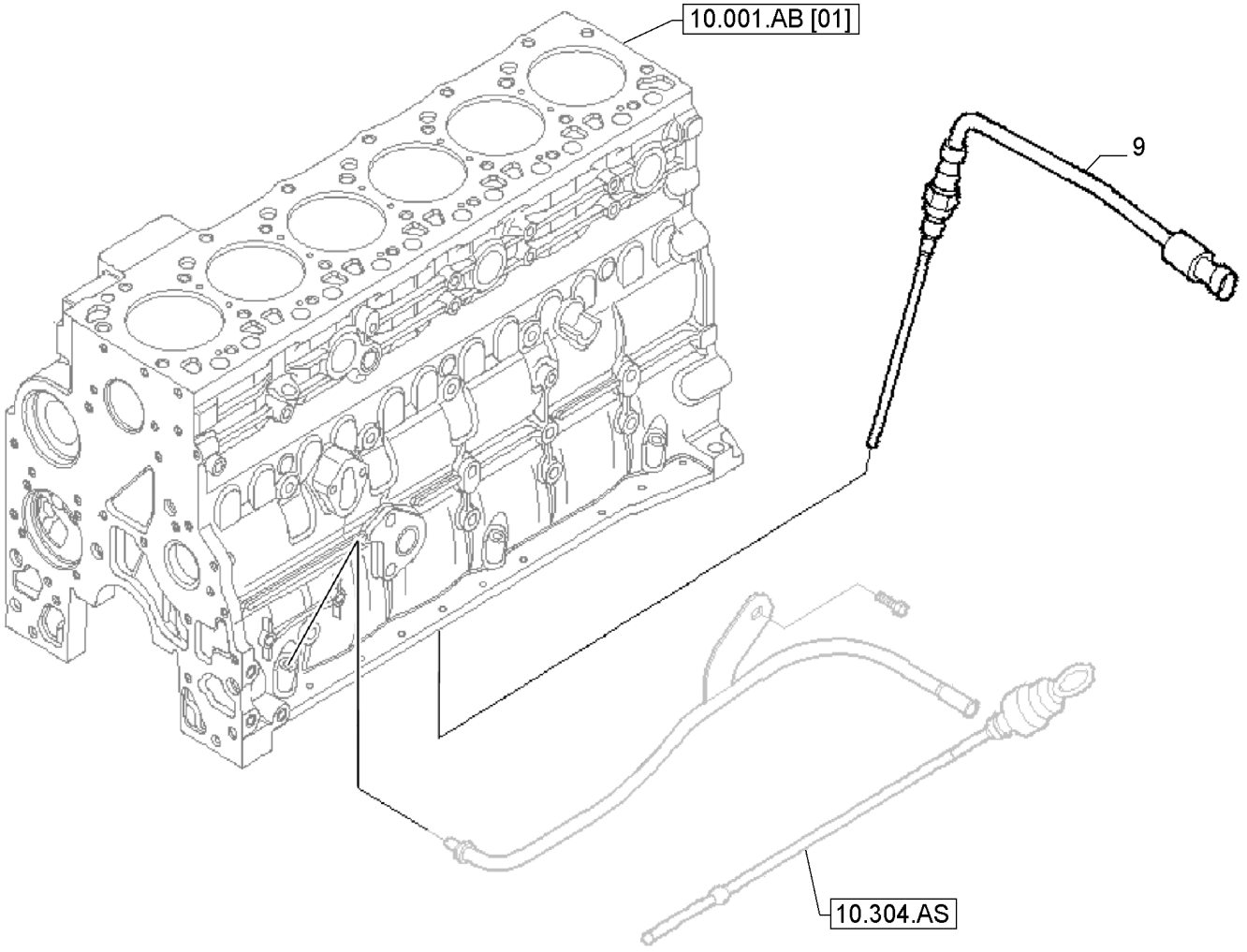

ÓLEO

REF	FN	PART NUMBER	YR/SN	QTY	DESCRIPTION
9		504025613		1	INTERRUPTOR

SENSOR

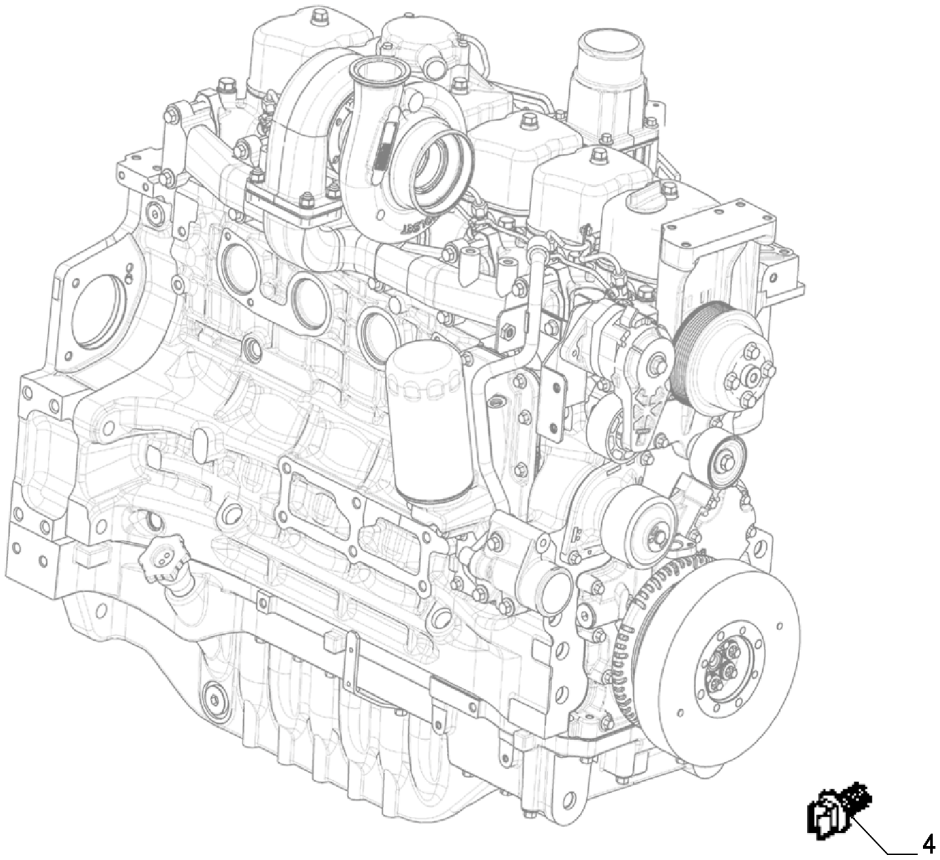

SENSOR

REF	FN	PART NUMBER	YR/SN	QTY	DESCRIPTION
1		4890189		1	SENSOR
2		4899110		1	PARAFUSO Hex Flg, M6 x 1 x 20
3		4895421		1	ARRUELA PLANA
4		504063553		1	BRAÇADEIRA

MOTOR DE PARTIDA

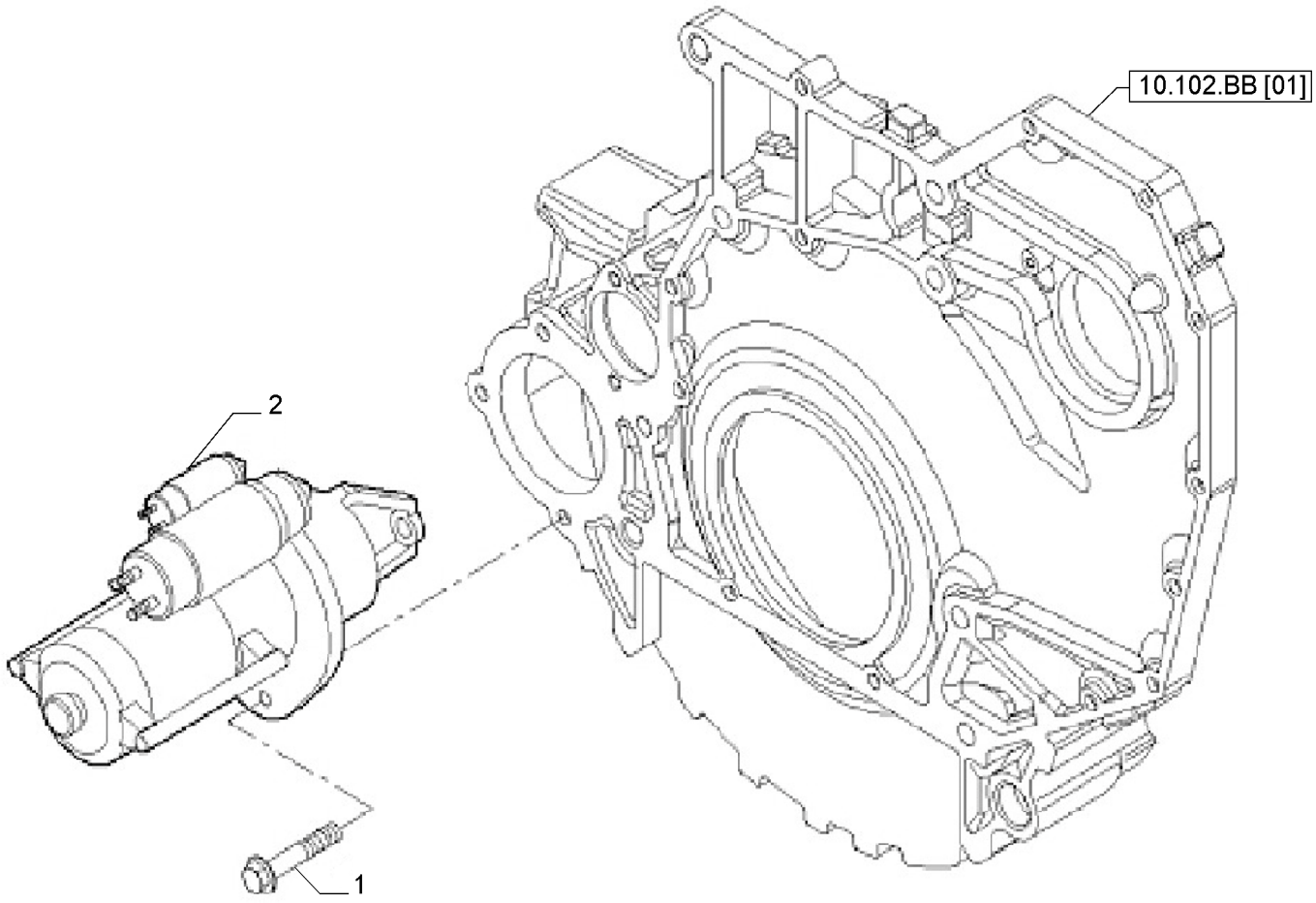

MOTOR DE PARTIDA

REF	FN	PART NUMBER	YR/SN	QTY	DESCRIPTION
1		16675834		3	PARAFUSO M10 x 1.5 x 30mm
2		5801577136		1	MOTOR DE PARTIDA

55.202.AE		p1	7/2014

AQUECEDOR DO BLOCO

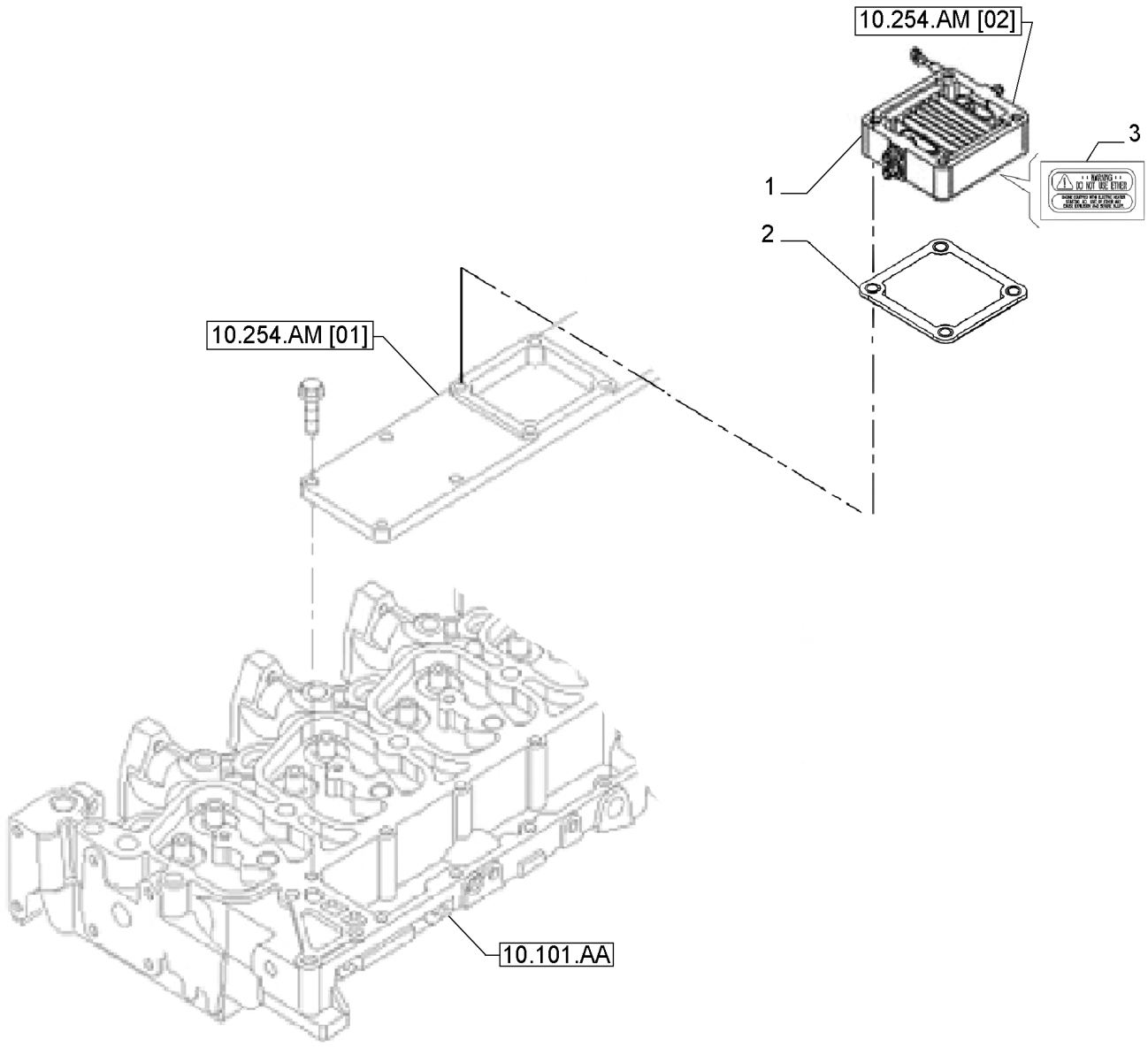

AQUECEDOR DO BLOCO

REF	FN	PART NUMBER	YR/SN	QTY	DESCRIPTION
1		2831019		1	AQUECEDOR
2		4899921		1	JUNTA
3		4895325		1	ETIQUETA

ALTERNADOR

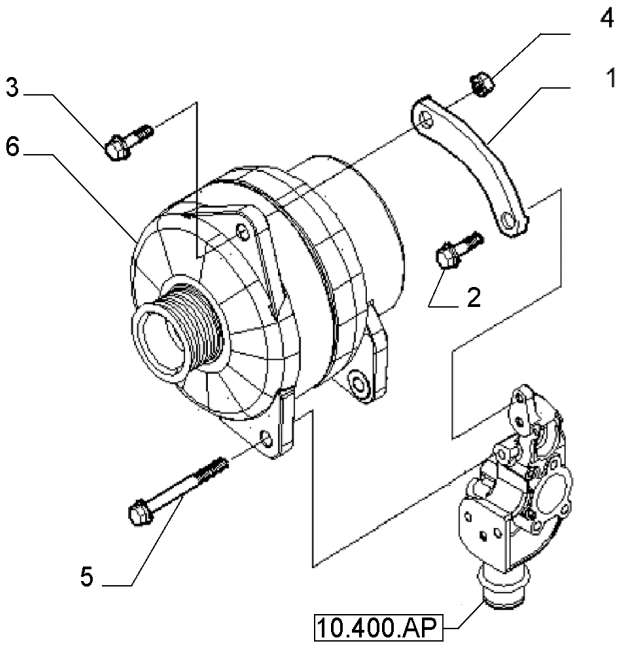

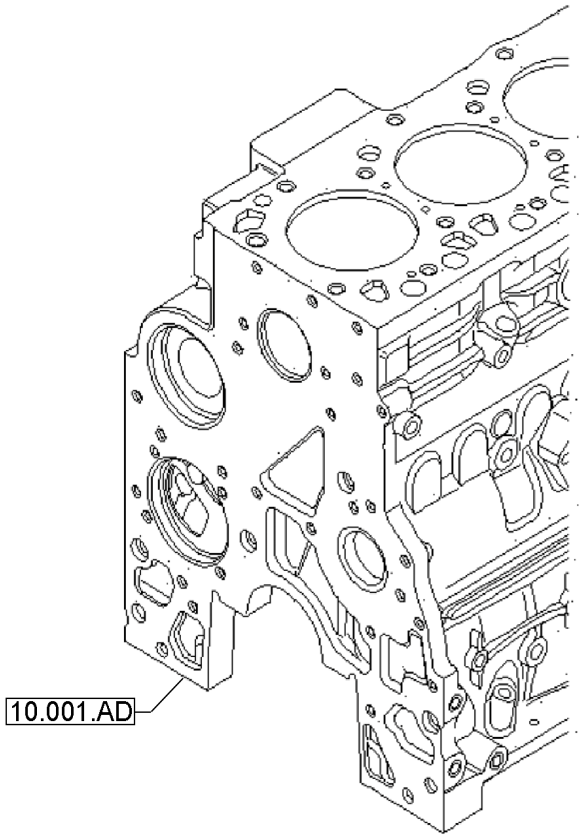

ALTERNADOR

REF	FN	PART NUMBER	YR/SN	QTY	DESCRIPTION
1		504282815		1	RETENTOR
2		4895291		1	PARAFUSO Hex Flg, M10 x 1.5 x 20
3		4899093		1	PARAFUSO Hex Flange, M10 x 30.00mm, Cl 10.9, PHC
4		4895166		1	PORCA FLANGEADA M10, 1.50mm Pitch, Cl 10
5		4899122		1	PARAFUSO Hex Flg, M10 x 1.5 x 110
6		4892318		1	ALTERNADOR

55.301.AB	01	p1	7/2014

POLIA, CINTA E SUPORTE DO ALTERNADOR

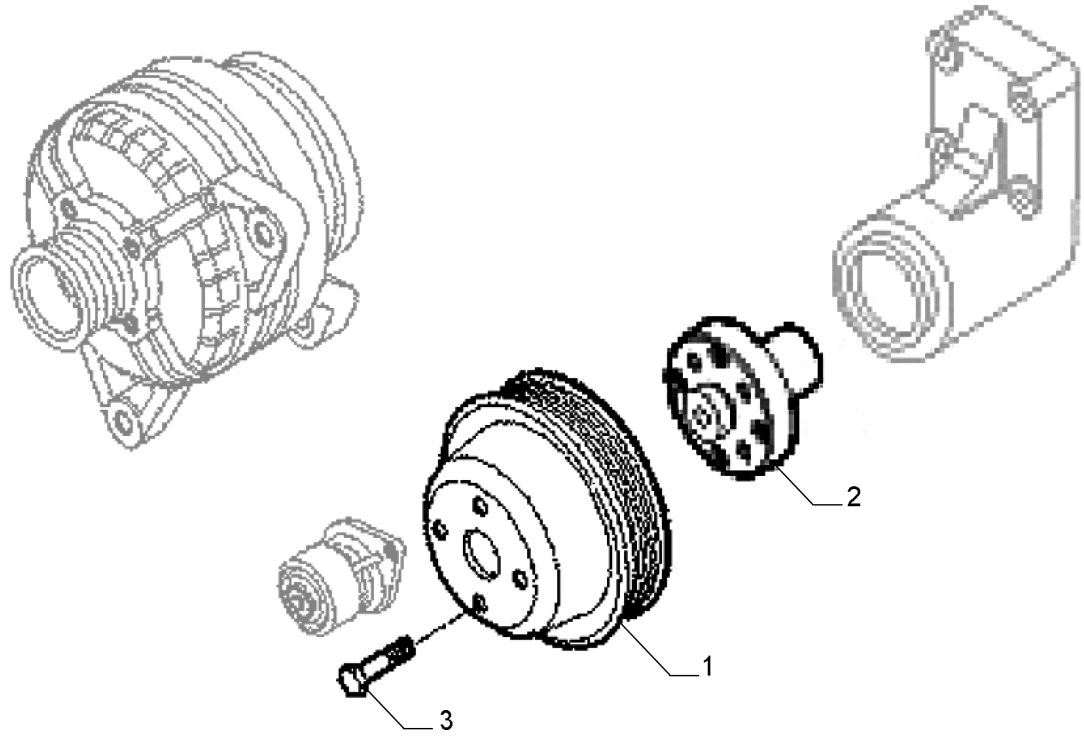

POLIA, CINTA E SUPORTE DO ALTERNADOR

REF	FN	PART NUMBER	YR/SN	QTY	DESCRIPTION
1		2855972		1	POLIA
2		504054732		1	ESPAÇADOR
3		4899109		4	PARAFUSO Hex, M10 x 1.5 x 80

55.301.AB	02	p1	7/2014

POLIA, CINTA E SUPORTE DO ALTERNADOR

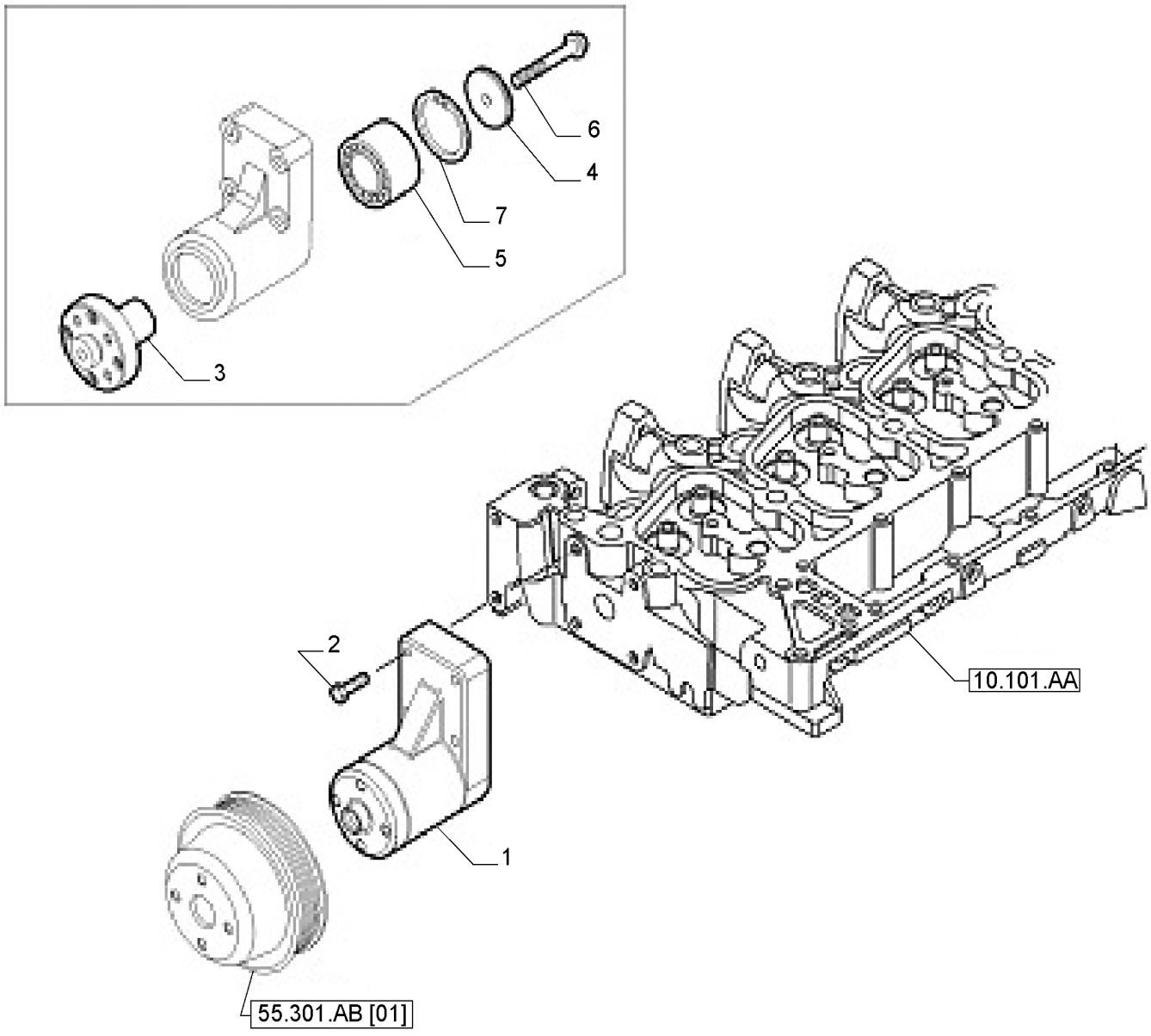

POLIA, CINTA E SUPORTE DO ALTERNADOR

REF	FN	PART NUMBER	YR/SN	QTY	DESCRIPTION
1		504202791		1	SUPORTE
2		4895323		4	PARAFUSO FLANGEADO Hex, M8 x 1.25 x 40mm
3		4892426		1	CUBO
4		4890732		1	RETENTOR 11.50mm ID x 52mm OD x 7mm
5		4892732		1	ROLAMENTO ESFÉRICO 34mm ID x 64mm OD x 37mm
6		16676834		1	PARAFUSO FLANGEADO Hex, M10 x 70mm
7		500395697		1	ANEL DE PRESSÃO M68.2, Int

TABLE OF CONTENTS

00.000.00	01	PICTORIAL INDEX - MAIN SECTIONS
00.000.02	01	FILTERS
10.001.AA		ENGINE
10.001.AK		ENGINE MOUNT
10.202.AB	01	AIR CLEANER
10.202.AB	02	AIR CLEANER, COMPONENTS
10.202.AD		AIR CLEANER, LINE
10.206.AF	01	FUEL LINE & INLINE FILTER
10.206.AF	02	FUEL FILTER/WATER SEPARATOR
10.206.AG		FUEL LINE & INLINE FILTER
10.210.AF		ENGINE OIL FILTER
10.216.AA		FUEL TANK
10.220.AA		THROTTLE CONTROL LINKAGE
10.254.AI		MUFFLER, MUFFLER
10.400.AK		WATER TANK, RADIATOR
10.400.AP	01	RADIATOR & HOSE
10.400.AP	02	RADIATOR HOSE
10.400.BE		GUARD, RADIATOR
10.414.AC		FAN, ENGINE
35.106.AB		HYDRAULIC OIL PUMP
35.106.AD	01	HYDRAULIC OIL PUMP - YN10V00043F1
35.106.AD	02	HYDRAULIC OIL PUMP - YN10V01009F4
35.106.AD	03	HYDRAULIC OIL PUMP - YN10V00033F2
35.106.AD	04	HYDRAULIC OIL PUMP
35.106.AL		VALVE - YN35V00052F1
35.106.AO	01	HYDRAULIC SYSTEM
35.106.AO	02	PUMP, HYDRAULIC LINE
35.106.AO	03	PUMP, HYDRAULIC LINE
35.128.AD		HYDRAULIC VALVE, GRAPPLE, WOOD
35.128.AE		HYDRAULIC VALVE, GRAPPLE, WOOD
35.220.AA		HYDRAULIC PUMP, GRAPPLE, WOOD
35.300.AB	01	HYDRAULIC SYSTEM
35.300.AB	02	HYDRAULIC SYSTEM
35.300.AB	03	HYDRAULIC SYSTEM
35.300.AB	04	RETURN PIPE
35.300.AI		HYDRAULIC OIL RESERVOIR

TABLE OF CONTENTS

35.310.AA	01	CONTROL VALVE & BRACKETS
35.310.AA	02	CONTROL VALVE
35.310.AA	03	CONTROL VALVE
35.310.AA	04	CONTROL VALVE
35.310.AA	05	CONTROL VALVE
35.310.AA	06	CONTROL VALVE
35.310.AA	07	CONTROL VALVE
35.310.AA	08	CONTROL VALVE
35.310.AA	09	CONTROL VALVE
35.310.AC	01	CONTROL VALVE, COMPONENTS
35.310.AC	02	CONTROL VALVE, COMPONENTS
35.310.AC	03	CONTROL VALVE - 72210100
35.310.AC	04	CONTROL VALVE - 72210099
35.310.AC	05	CONTROL VALVE - 72210098
35.352.AI		HYDRAULIC SYSTEM
35.352.AL	01	SWING REDUCTION UNIT
35.352.AL	02	SWING REDUCTION UNIT, COMPONENTS
35.352.AL	03	SWING REDUCTION UNIT, COMPONENTS
35.353.AD	01	TRAVEL REDUCTORS
35.353.AD	02	TRAVEL REDUCTION GEAR
35.353.AD	03	TRAVEL REDUCTION GEAR
35.353.AD	04	TRAVEL HYDRAULIC MOTOR
35.353.AD	05	TRAVEL HYDRAULIC MOTOR
35.353.AF	02	TRAVEL MOTOR & REDUCTION GEAR, LINES
35.354.AA	01	ROTATING CONTROL VALVE
35.354.AA	02	ROTATING CONTROL VALVE
35.354.AC	01	PILOT VALVE, LINES
35.354.AC	02	HYDRAULIC SYSTEM - TRAVEL
35.354.AF	01	HYDRAULIC SYSTEM
35.355.AD	01	HYDRAULIC SYSTEM - SERVO CONTROL
35.355.AD	02	HYDRAULIC SYSTEM - SERVO CONTROL
35.355.AD	03	SERVO-CONTROL, LINES
35.355.AH		MANIPULATOR, COMPONENTS
35.356.AK	01	PEDAL VALVE
35.356.AK	02	PEDAL AND CONTROL LEVER
35.356.AR		CONTROL VALVE, LINES

TABLE OF CONTENTS

35.357.AB		PILOT VALVE
35.357.AD		PILOT VALVE, LINES
35.357.AG		PILOT VALVE, COMPONENTS
35.357.AK	01	PILOT VALVE, LINES
35.357.AK	02	HYDRAULIC SYSTEM
35.357.AK	03	HYDRAULIC SYSTEM
35.357.AP		RETURN, LINES
35.359.AE	01	HYDRAULIC SYSTEM
35.359.AE	02	HYDRAULIC SYSTEM
35.359.AE	03	HYDRAULIC SYSTEM
35.359.AE	04	HYDRAULIC SYSTEM
35.359.AE	05	HYDRAULIC SYSTEM
35.360.AB	01	HYDRAULIC LINE, BUCKET
35.360.AB	02	HYDRAULIC LINE, BUCKET
35.360.AB	03	HYDRAULIC LINE, BUCKET, COMPONENTS
35.360.AG		HYDRAULIC LINE, BUCKET, COMPONENTS
35.360.AH	01	HYDRAULIC SYSTEM - HAMMER
35.360.AH	02	HYDRAULIC SYSTEM - HAMMER
35.360.AI	01	HAMMER SYSTEM KIT, COMPONENTS
35.360.AI	02	HYDRAULIC LINE, COMPONENTS
35.360.AI	03	SOLENOID VALVE
35.360.AJ	01	HYDRAULIC SYSTEM - HAMMER
35.360.AJ	02	HYDRAULIC LINE, HAMMER
35.360.AJ	03	HYDRAULIC LINE, HAMMER
35.360.AJ	04	HYDRAULIC LINE, HAMMER, COMPONENTS
35.360.AJ	05	SOLENOID VALVE - BUCKET ROTATION
35.360.AM	01	HYDRAULIC SYSTEM - HAMMER
35.360.AM	02	HAMMER - 2400MM ARM TUBING
35.360.AM	03	HAMMER - 2940MM ARM TUBING
35.360.AM	04	HAMMER - 3500MM ARM TUBING
35.360.AM	05	HYDR LINES, GRAPPLE, WOOD - 2400MM
35.360.AM	06	HYD. LINE, GRAPPLE, WOOD - 2940MM
35.360.AM	07	HYDR LINES, GRAPPLE, WOOD
35.360.AM	08	HYDR LINES, GRAPPLE, WOOD
35.726.AE	01	JOYSTICK MOUNTING
35.726.AE	02	JOYSTICK MOUNTING, HAMMER

TABLE OF CONTENTS

35.726.AE	03	JOYSTICK MOUNTING, GRAPPLE, WOOD
35.736.AA		LIFT CYLINDER
35.736.AC	01	HYDRAULIC SYSTEM - MONOBLOC BOOM
35.736.AC	02	HYDRAULIC SYSTEM - LIFT CYLINDER
35.736.AC	03	HYDRAULIC SYSTEM - LIFT CYLINDER
35.737.AA		DIPPERSTICK CYLINDER
35.737.AE	01	HYDRAULIC SYSTEM - DIPPERSTICK CYLINDER
35.737.AE	02	DIPPERSTICK TUBING - 2,4M
35.737.AE	03	DIPPERSTICK TUBING - 2,4M
35.737.AE	04	DIPPERSTICK TUBING - 2,94M
35.737.AE	05	DIPPERSTICK TUBING - 3,5M
35.738.AA		BUCKET CYLINDER
35.738.AE		BUCKET CYLINDER
39.100.AB	01	FRAME, LOWER
39.100.AB	02	FRAME, LOWER
39.101.AA	01	FRAME, UPPER
39.101.AA	02	INSULATING PANEL, UPPER
39.101.AA	03	INSTRUMENT PANEL, CAB
39.101.AA	04	INSTRUMENT PANEL
39.103.AD		SWING SECTION
39.140.AM		COUNTERWEIGHT
48.100.AD	01	CHAIN TRACK - 600MM
48.100.AD	02	CHAIN TRACK - 700MM
48.100.AD	03	CHAIN TRACK - 800MM
48.100.AD	04	CHAIN TRACK - 900MM
48.134.AA	01	TRACK CHAIN, GUIDE
48.134.AA	02	TRACK CHAIN, GUIDE
48.134.AE		TRACK CHAIN, TENSIONER
48.138.AB	01	TRACK ROLLER, SUPPORT
48.138.AB	02	TRACK ROLLER, SUPPORT
48.138.AB	03	TRACK ROLLER, UPPER
48.138.AB	04	TRACK ROLLER, LOWER
50.100.AP	01	AIR CONDITIONER
50.100.AP	02	AIR CONDITIONER, COMPONENTS
50.200.AA		AIR COMPRESSOR, AIR CONDITIONED
50.200.AB	01	AIR CONDITIONER, LINES

TABLE OF CONTENTS

50.200.AB	02	AIR CONDITIONER, LINES
50.200.AC		AIR CONDITIONER
50.300.AA		FILTER, AIR CONDITIONED
50.300.AB		AIR CONDITIONER, COMPONENTS
50.300.AC	01	AIR DUCT, AIR CONDITIONED
50.300.AC	02	AIR DUCT, AIR CONDITIONED
55.011.AE	01	TRANSFER PUMP
55.011.AE	02	TRANSFER PUMP, COMPONENTS
55.011.AE	03	TRANSFER PUMP, COMPONENTS
55.012.AC		ENGINE, SENSOR
55.015.AA		ELECTRONIC CONTROL UNIT
55.050.AA		AIR CONDITIONER, CONTROLS
55.100.DO	01	FUSE BOX, RELAY
55.100.DO	02	FUSE BOX
55.101.AA	01	WIRE HARNESS & CONNECTOR
55.101.AA	02	WIRE HARNESS & CONNECTOR
55.101.AA	03	WIRE HARNESS & CONNECTOR
55.101.AA	04	WIRE HARNESS & CONNECTOR
55.101.AA	05	WIRE HARNESS & CONNECTOR
55.201.AG		RELAY SOCKET, ENGINE
55.201.AH		INSTRUMENT PANEL, IGNITION KEY
55.302.AG	01	BATTERY
55.404.AC		ROTARY BEACON
55.404.AF	01	LIGHT, BOOM
55.404.AF	02	LIGHT, BOOM
55.404.AF	03	LIGHT, BOOM
55.404.AL	01	LIGHT, FRONT
55.404.AL	02	LIGHT, REAR
55.404.AL	03	WORKING LIGHT
55.404.BS		WORKING LIGHT
55.405.CI		SWITCH, INSTRUMENT PANEL
55.408.AG		HORN
55.408.BE		BACK, ALARM
55.408.CA		CLUSTER, INSTRUMENT LIGHT
55.510.AG		WIRE HARNESS, CAB
55.510.BL	01	RADIO, CONVERTER

TABLE OF CONTENTS

55.510.BL	02	VOLTAGE REGULATOR, CONVERTER
55.512.AA	01	RADIO
55.512.AA	02	SPEAKER
55.512.BG		SWITCH, INSTRUMENT PANEL
55.518.AB		WINDSHIELD WIPER
55.525.AB		POTENTIOMETER, ENGINE
55.530.AA		MONITOR, BACK
55.530.AD		MOUNT, MONITOR
55.530.AE		CONVERTER, MONITOR
55.991.AD		TELEMATICS
71.460.AF		LUBRICATION LINE, BOOM
84.100.AB	01	WIDE GP BUCKET - 0,80 CUBIC METERS (SMART-FIT)
84.100.AB	02	WIDE GP BUCKET - 0,80 CUBIC METERS
84.100.AB	03	WIDE GP BUCKET - 1,10 CUBIC METERS (SMART-FIT)
84.100.AB	04	WIDE GP BUCKET - 1,10 CUBIC METERS
84.100.AB	05	WIDE GP BUCKET - 1,30 CUBIC METERS (SMART-FIT)
84.100.AB	06	WIDE GP BUCKET - 1,30 CUBIC METERS
84.100.AB	07	NARROW GP BUCKET - 1,10 CUBIC METERS (SMART-FIT)
84.100.AB	08	NARROW GP BUCKET - 1,10 CUBIC METERS
84.100.AB	09	NARROW GP BUCKET - 1,30 CUBIC METERS (SMART-FIT)
84.100.AB	10	NARROW GP BUCKET - 1,30 CUBIC METERS
84.100.AB	11	NARROW GP BUCKET - 1,50 CUBIC METERS (SMART-FIT)
84.100.AB	12	NARROW GP BUCKET - 1,50 CUBIC METERS
84.100.AB	13	WIDE GP BUCKET - 1,70 CUBIC METERS (SMART-FIT)
84.100.AB	14	NARROW BUCKET - 1,70 CUBIC METERS
84.100.AB	15	WIDE HD BUCKET - 0,80 CUBIC METERS (SMART-FIT)
84.100.AB	16	WIDE HD BUCKET - 0,80 CUBIC METERS
84.100.AB	17	WIDE HD BUCKET - 1,10 CUBIC METERS (SMART-FIT)
84.100.AB	18	WIDE HD BUCKET - 1,10 CUBIC METERS
84.100.AB	19	WIDE HD BUCKET - 1,30 CUBIC METERS (SMART-FIT)
84.100.AB	20	WIDE HD BUCKET - 1,30 CUBIC METERS
84.100.AB	22	NARROW HD BUCKET - 1,10 CUBIC METERS (SMART-FIT)
84.100.AB	23	NARROW HD BUCKET - 1,10 CUBIC METERS
84.100.AB	24	NARROW HD BUCKET - 1,30 CUBIC METERS (SMART-FIT)
84.100.AB	25	NARROW HD BUCKET - 1,30 CUBIC METERS
84.100.AB	26	NARROW HD BUCKET - 1,40 CUBIC METERS (SMART-FIT)

TABLE OF CONTENTS

84.100.AB	27	NARROW HD BUCKET - 1,40 CUBIC METERS
84.100.AB	30	RIVER DRAGING BUCKET - 1,10 CUBIC METERS
84.100.AB	31	TRAPEZOIDAL BUCKET - 0,40 CUBIC METERS
84.100.AD	01	BUCKET'S CUTTING EDGE - OPTIONAL
84.100.AP	01	CONNECTING ROD
84.100.AP	02	CONNECTING LINK, DETENT
84.910.AA		BOOM SECTION
84.910.AC		BOOM SECTION
84.912.AA	01	DIPPER, 2400MM
84.912.AA	02	DIPPER, 2940MM
84.912.AA	03	DIPPER, 3500MM
84.912.AB		PIN, DIPPER
90.100.AU	01	FRAME, COVERS
90.100.AU	02	FRAME, COVERS
90.100.AU	03	ENGINE HOOD
90.102.AG		FRAME, COVERS
90.102.AH	01	FRAME, COVERS
90.102.AH	02	FRAME, COVERS
90.102.BT	01	FRAME, COVERS
90.102.BT	02	FRAME, COVERS
90.102.BT	03	FRAME, COVERS
90.108.AA		DECALS
90.108.AB	01	DECALS
90.108.AB	02	DECALS
90.108.AB	03	DECALS
90.108.AE		ANTI-SKID STRIP
90.110.AP		FLOOR, SUPPORT
90.110.BC		FLOOR, COVERS
90.110.BD		FLOOR MAT
90.114.BE	01	PROTECTION ASSEMBLY FOPS
90.114.BE	02	CAB GUARD AND CAB LIGHTS
90.114.BE	03	CAB GUARD AND CAB LIGHTS
90.114.BE	04	CAB GUARD AND CAB LIGHTS
90.118.AX	01	HANDRAIL
90.118.AX	02	HANDRAIL
90.118.BM	01	REAR VIEW MIRROR

TABLE OF CONTENTS

90.118.BM	02	REAR VIEW MIRROR
90.118.BM	03	REAR VIEW MIRROR
90.118.CC		DASHBOARD
90.120.AD	01	DRIVER SEAT, MECHANICAL
90.120.AD	02	DRIVER SEAT, MECHANICAL
90.124.AC	01	DRIVER SEAT, PNEUMATIC UNIT
90.124.AC	02	DRIVER SEAT, PNEUMATIC UNIT
90.150.AB	01	CAB
90.150.AJ		CAB SUPPORT
90.150.BG	01	CAB ROOF
90.150.BJ		CAB, COVERS
90.151.AD		SEAT BELT
90.151.AG		ARMREST
90.154.AA	01	CAB DOOR
90.154.AA	02	CAB DOOR
90.154.AC		CAB, COMPONENTS
90.154.AJ		LOCKING DEVICE, CAB
90.154.AM		WINDOW, CAB
90.156.AA		CAB GLASS
90.156.AG	01	CAB, COMPONENTS
90.156.AG	02	FRONT WINDOW, CAB
90.160.AF	01	INSTRUMENT PANEL, CAB
90.160.AF	02	INSTRUMENT PANEL, CAB
90.160.AF	03	CAB, COMPONENTS
90.160.BC		CAB, COMPONENTS

SECTION INDEX

TOP LEVEL

00.000.00	01	PICTORIAL INDEX - MAIN SECTIONS
00.000.02	01	FILTERS

ÍNDICE GRÁFICO - SEÇÕES PRINCIPAIS

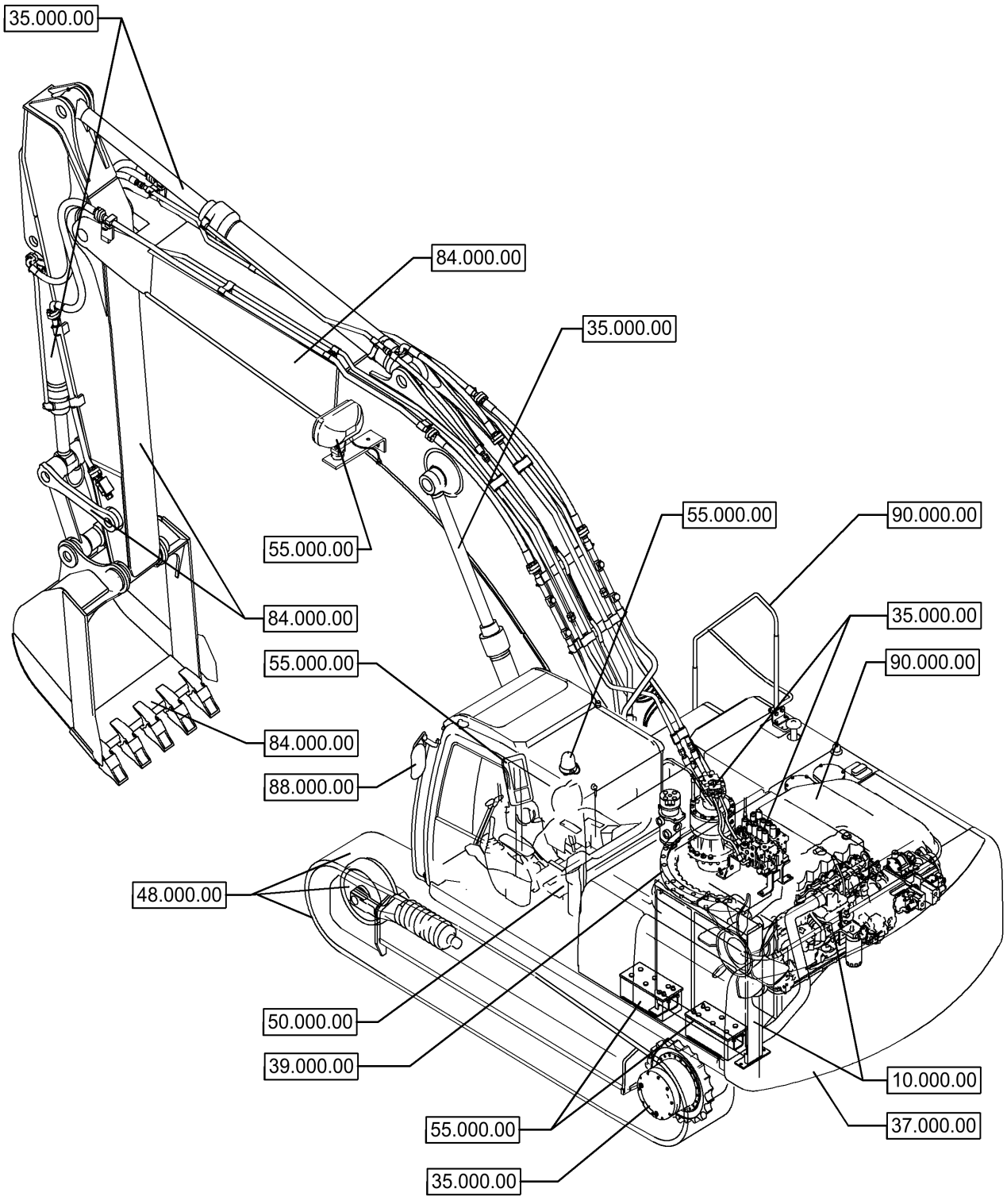

ÍNDICE GRÁFICO - SEÇÕES PRINCIPAIS

REF	FN	PART NUMBER	YR/SN	QTY	DESCRIPTION

00.000.02	01	p1	7/2014

FILTROS

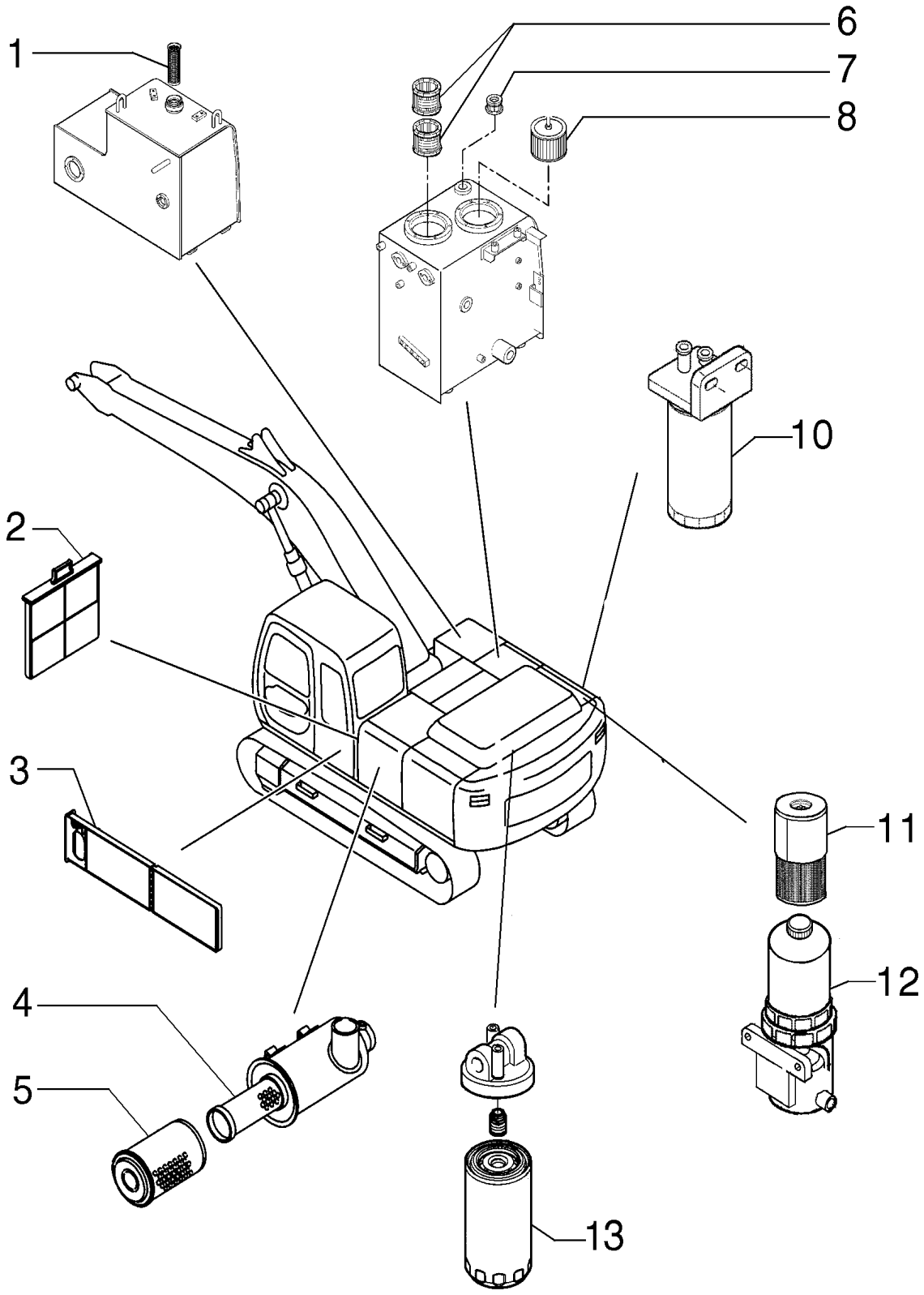

FILTROS

REF	FN	PART NUMBER	YR/SN	QTY	DESCRIPTION
1		72105459		1	FILTRO Fuel tank
2		LQ50V01007P1		1	FILTRO Cabin - Air
3		LQ50V01008P1		1	FILTRO Cabin - Air
4		87564846		1	FILTRO DE AR Air filter - secondary
5		87564844		1	FILTRO DE AR Air filter - primary
6		YN52V01021P1		1	CARTUCHO FILTRO Hydraulic oil reservoir
7		72214502		1	ELEMENTO Hydraulic oil reservoir
8		72230408		1	FILTRO DE ÓLEO HIDRÁULICO Hydraulic oil reservoir
10		84273562		1	FILTRO Fuel - in line filter
11		84273566		1	ELEMENTO Fuel water separator
12		84273550		1	FILTRO Fuel water separator
13		2852526		1	FILTRO DE ÓLEO DO MOTOR Engine oil

SECTION INDEX

ENGINE

10.001.AA		ENGINE
10.001.AK		ENGINE MOUNT
10.202.AB	01	AIR CLEANER
10.202.AB	02	AIR CLEANER, COMPONENTS
10.202.AD		AIR CLEANER, LINE
10.206.AF	01	FUEL LINE & INLINE FILTER
10.206.AF	02	FUEL FILTER/WATER SEPARATOR
10.206.AG		FUEL LINE & INLINE FILTER
10.210.AF		ENGINE OIL FILTER
10.216.AA		FUEL TANK
10.220.AA		THROTTLE CONTROL LINKAGE
10.254.AI		MUFFLER, MUFFLER
10.400.AK		WATER TANK, RADIATOR
10.400.AP	01	RADIATOR & HOSE
10.400.AP	02	RADIATOR HOSE
10.400.BE		GUARD, RADIATOR
10.414.AC		FAN, ENGINE

ENGINE



ENGINE

REF	FN	PART NUMBER	YR/SN	QTY	DESCRIPTION
1		47613194		1	MOTOR Assy

10.001.AK		p1	7/2014

SUPORTE DE MOTOR

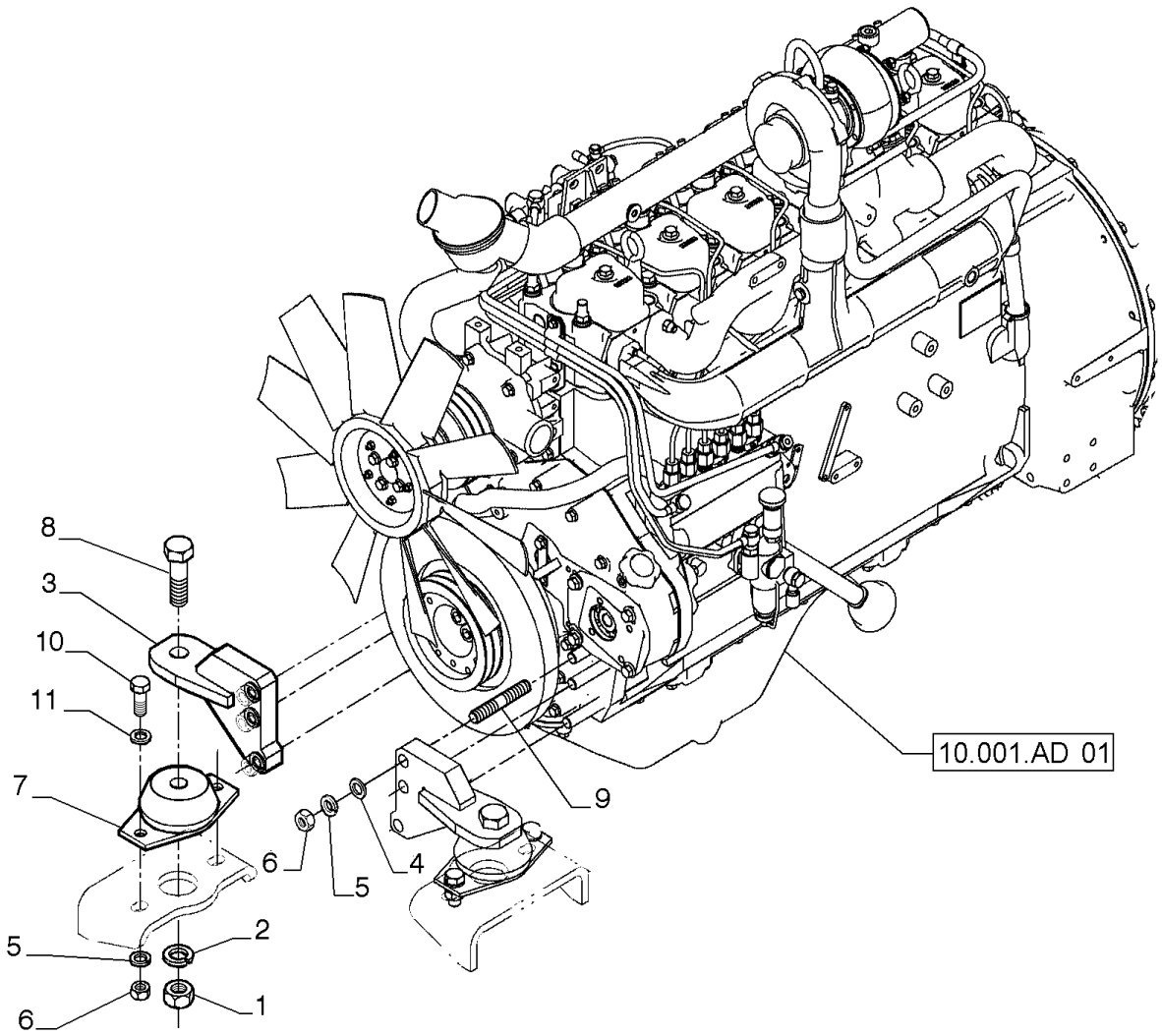

SUPORTE DE MOTOR

REF	FN	PART NUMBER	YR/SN	QTY	DESCRIPTION
1		12164521		2	PORCA Hex, M24, 2mm Pitch,19mm High, Cl 10 LH
2		10517671		2	TRAVA DA ARRUELA
3		84146008		2	SUPORTE
4		10520221		6	ARRUELA PLANA M16 x 28 x 3
5		10517271		10	TRAVA DA ARRUELA
6		12164121		10	PORCA M16 x 1.5, Cl 10
7		4955094		2	ISOLADOR
8		11398137		2	PARAFUSO Hex, M24 x 2 x 80mm, Cl 10.9
9		75205148		6	PARAFUSO
10		11390531		4	PARAFUSO Hex, M16 x 1.5 x 40, 10.9, Full Thd
11		10520201		4	ARRUELA PLANA M16 x 28 x 3

10.202.AB	01	p1	7/2014

DEPURADOR

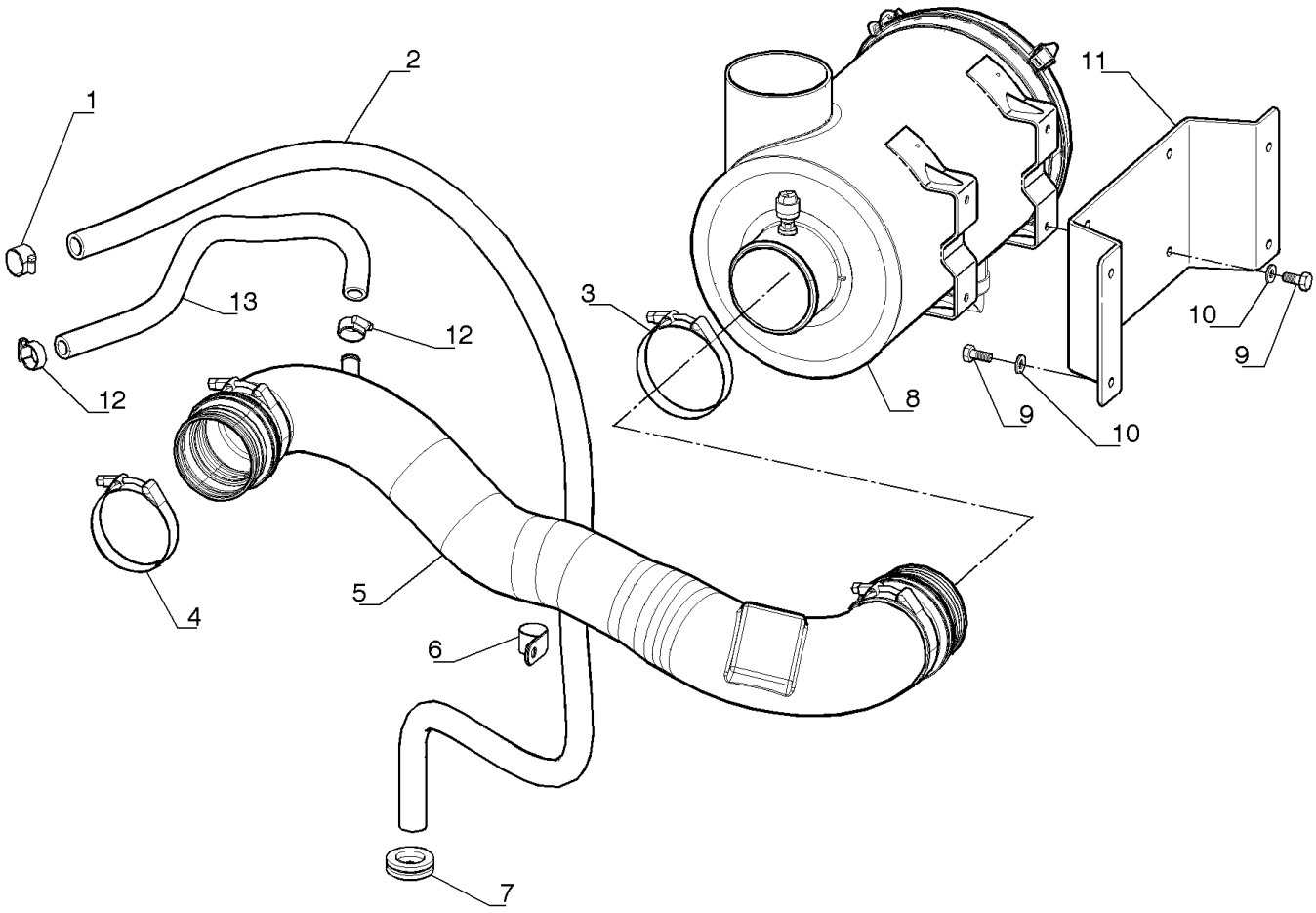

DEPURADOR

REF FN	PART NUMBER	YR/SN	QTY	DESCRIPTION
1	214-1416		1	BRAÇADEIRA MANGUEIRA #16, 0.81/1.50 Type F Worm
2	47556156		1	MANGUEIRA 22mm ID x 1800mm L, SAE J30R2, Type 1
3	70930425		1	BRAÇADEIRA
4	L116820		1	BRAÇADEIRA
5	47412920		1	MANGUEIRA DE AR
6	515-25317		1	BRAÇADEIRA 1 1/4", Insul, 1/2" Bolt
7	10398980		1	CASQUILHO ISOLADOR
8	87530988		1	FILTRO DE AR
9	11106231		8	PARAFUSO Hex, M10 x 25, 10.9, Full Thd
10	14496631		8	ARRUELA PLANA M10 x 21 x 2
11	47469828		1	SUPORTE

10.202.AB	02	p1	7/2014

DEPURADOR, COMPONENTES

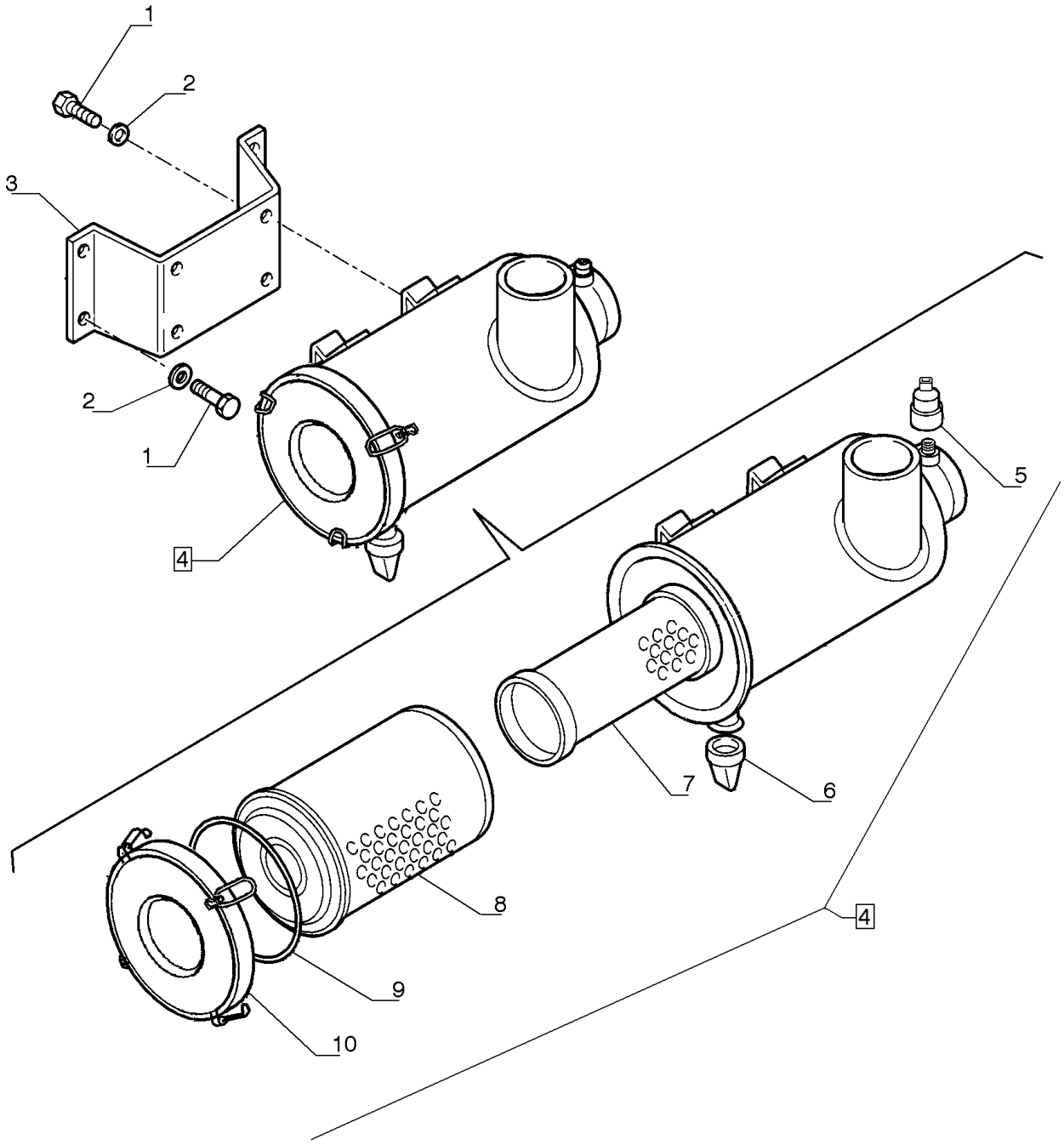

DEPURADOR, COMPONENTES

REF FN	PART NUMBER	YR/SN	QTY	DESCRIPTION
1	11106231		8	PARAFUSO Hex, M10 x 25, 10.9, Full Thd
2	14496631		8	ARRUELA PLANA M10 x 21 x 2
3	47469828		1	SUPORTE
4	87530988		1	FILTRO DE AR
5	79102142		1	INDICADOR Restrição
6	72217392		1	VÁLVULA ALÍVIO
7	87564846		1	FILTRO DE AR
8	87564844		1	FILTRO DE AR
9	87585125		1	O-RING
10	87585128		1	COBERTURA

10.202.AD		p1	7/2014

DEPURADOR, LINHA

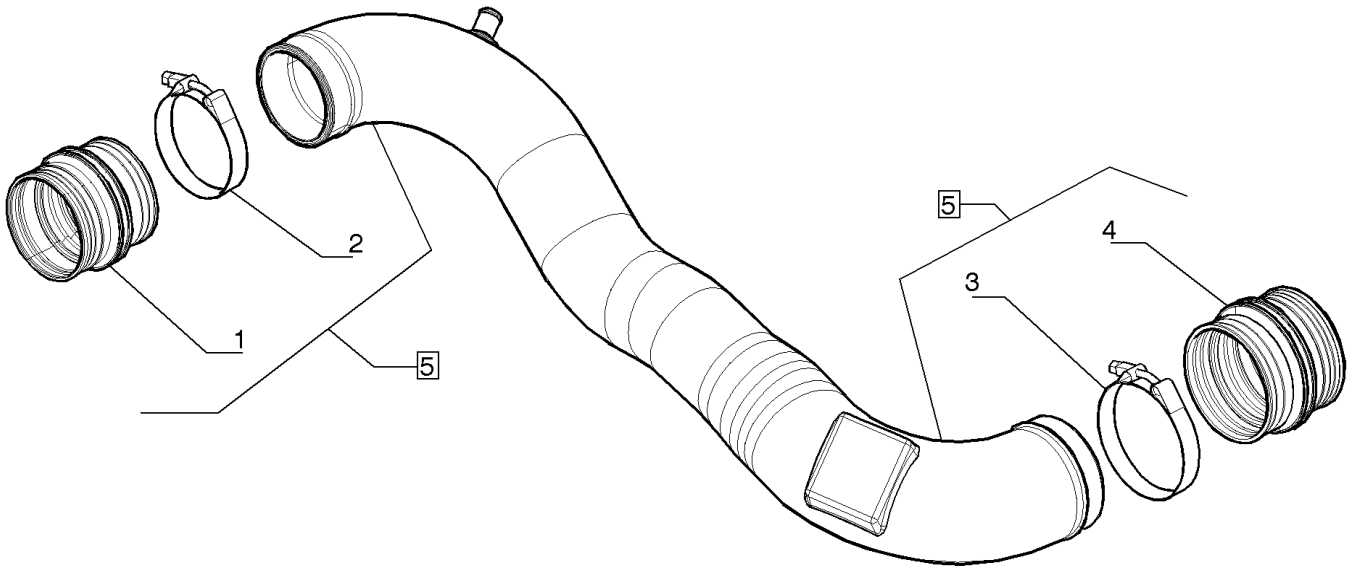

DEPURADOR, LINHA

REF	FN	PART NUMBER	YR/SN	QTY	DESCRIPTION
1		LB11P01015P1		1	TUBO FLEXÍVEL
2		71421022		1	BRAÇADEIRA MANGUEIRA
3		71482200		1	COLAR
4		LB11P01014P1		1	TUBO FLEXÍVEL
5		47412920		1	MANGUEIRA DE AR

10.206.AF	01	p1	7/2014

LINHA DE COMBUSTÍVEL E FILTRO EM LINHA

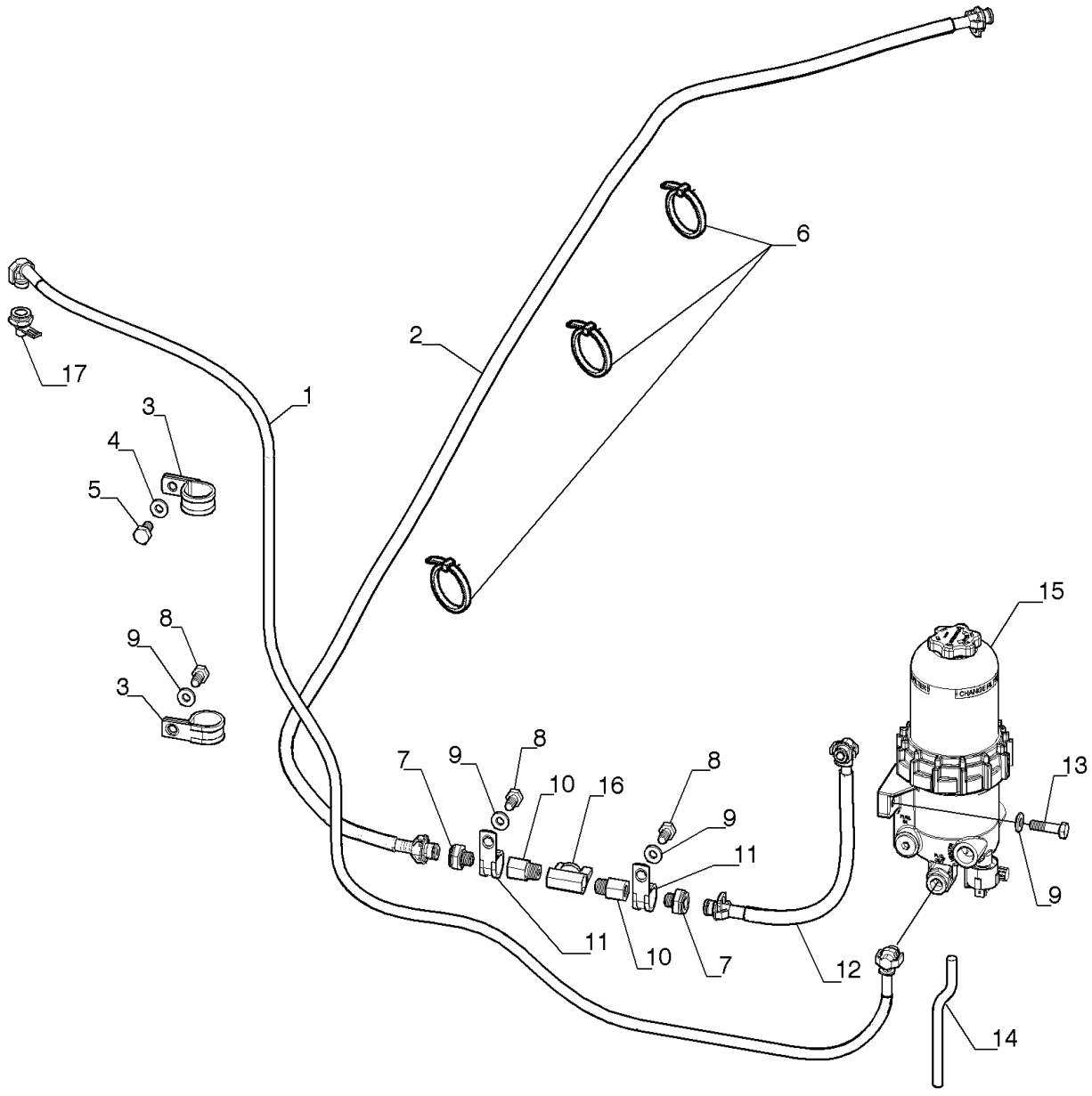

LINHA DE COMBUSTÍVEL E FILTRO EM LINHA

REF	FN	PART NUMBER	YR/SN	QTY	DESCRIPTION
1		84269596		1	MANGUEIRA
2		47446035		1	MANGUEIRA COMBUSTÍVEL
3		87353455		2	BRAÇADEIRA
4		14496731		1	ARRUELA PLANA M12 x 24 x 2.5 Thk
5		11112131		1	PARAFUSO Hex, M12 x 20mm, Cl 10.9, Full Thd
6		72951499		9	GRAMPO
7		8602542		3	ADAPTADOR M14 x 1.5 x 16mm ID x 7.90mm ID
8		11106031		3	PARAFUSO Hex, M10 x 20, 10.9, Full Thd
9		14496631		5	ARRUELA PLANA M10 x 21 x 2
10		YN21P01062P1		2	CONECTOR HIDRÁUL
11		86625038		2	BRAÇADEIRA 1", Insul, 1/2" Bolt
12		47446009		1	MANGUEIRA COMBUSTÍVEL
13		16040831		2	PARAFUSO Hex, M10 x 1.5 x 40mm, Cl 10.9, Full Thd
14		72954208		1	MANGUEIRA
15		84273550		1	FILTRO
16		YN25V00006P1		1	VÁLVULA DE PARADA
17		84535282		1	CONECTOR HIDRÁUL M14 x 1.5 x 12mm ID x 7mm ID

10.206.AF	02	p1	7/2014

FILTRO DE COMBUSTÍVEL/SEPARADOR DE ÁGUA

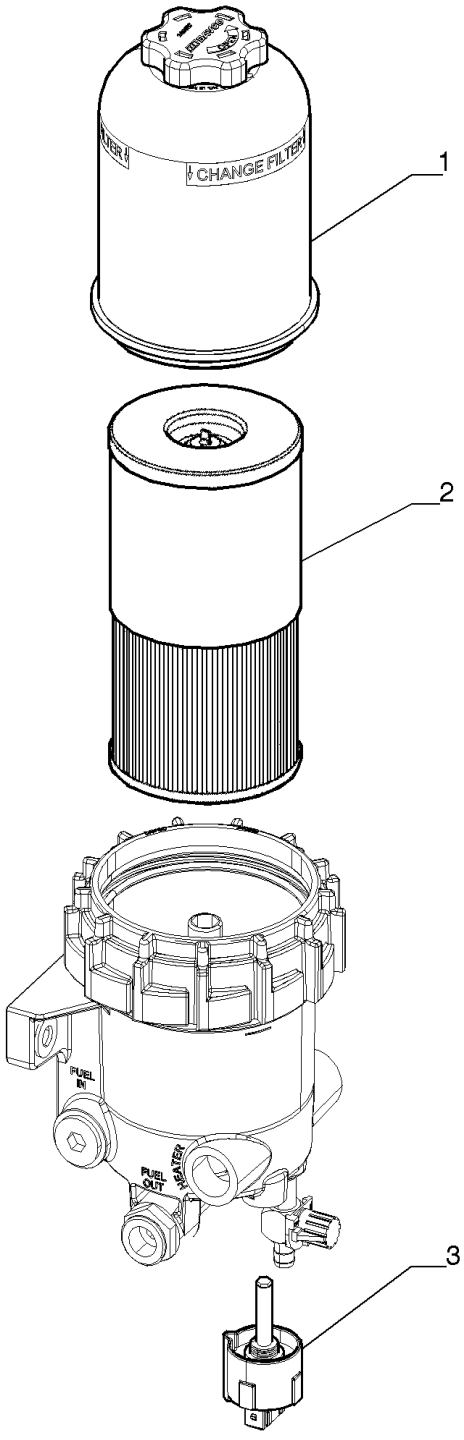

FILTRO DE COMBUSTÍVEL/SEPARADOR DE ÁGUA

REF	FN	PART NUMBER	YR/SN	QTY	DESCRIPTION
1		47443999		1	TAMPA DO FILTRO Assy, Contains Ref. 41
2		84273566		1	ELEMENTO
3		47443996		1	SENSOR

10.206.AG		p1	7/2014

LINHA DE COMBUSTÍVEL E FILTRO EM LINHA

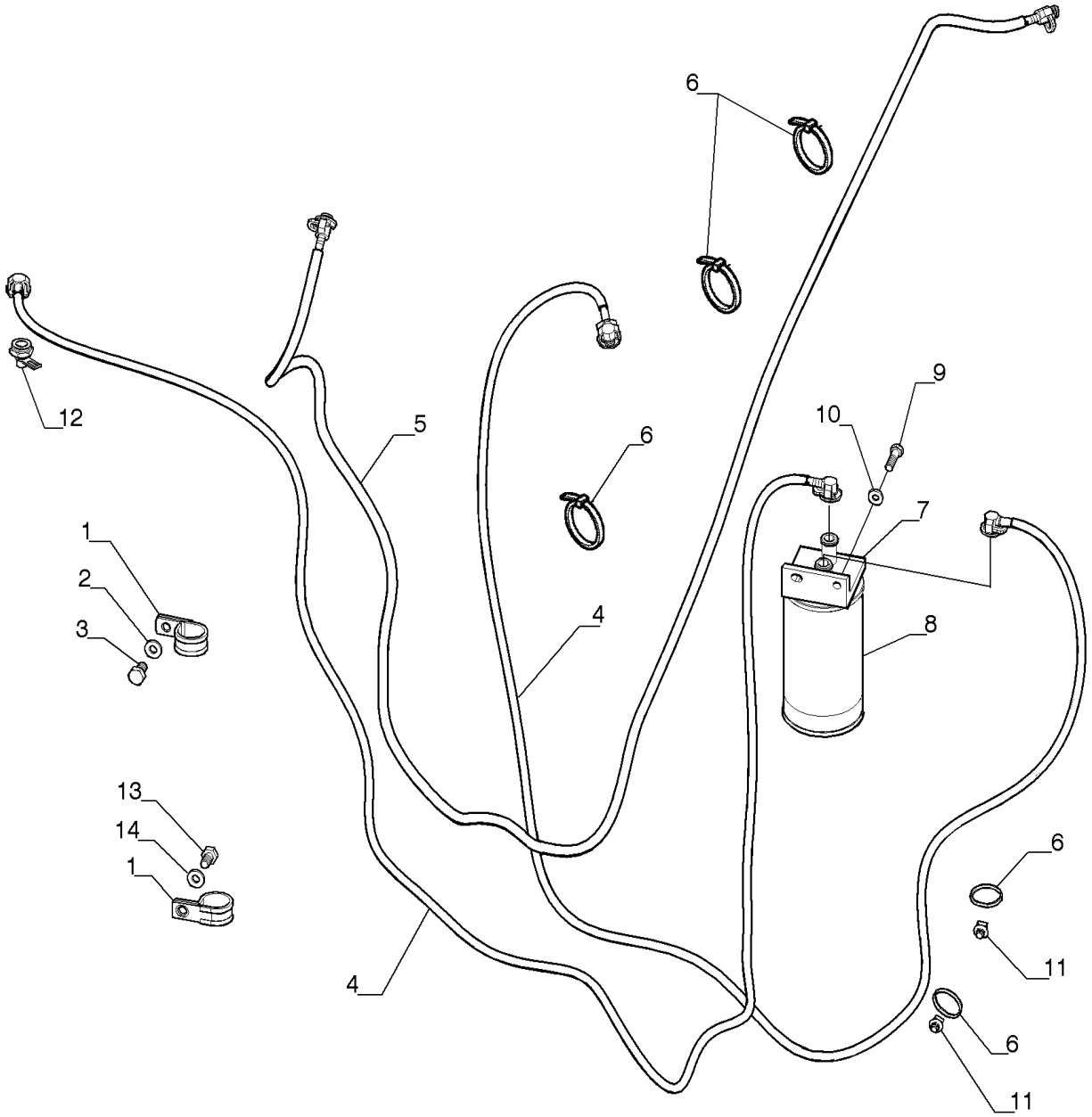

LINHA DE COMBUSTÍVEL E FILTRO EM LINHA

REF	FN	PART NUMBER	YR/SN	QTY	DESCRIPTION
1		87353455		2	BRAÇADEIRA
2		14496731		1	ARRUELA PLANA M12 x 24 x 2.5 Thk
3		11112131		1	PARAFUSO Hex, M12 x 20mm, Cl 10.9, Full Thd
4		87540076		2	MANGUEIRA COMBUSTÍVEL
5		87540078		1	MANGUEIRA COMBUSTÍVEL
6		72951499		9	GRAMPO
7		84281891		1	SUPORTE
8		84273562		1	FILTRO
9		43235		2	PARAFUSO Hex, M8 x 1.25 x 30mm, Cl 10.9, Full Thd
10		14496531		2	ARRUELA PLANA M8 x 17 x 1.6
11		87526680		3	COLAR DE FIXAÇÃO
12		YN21P01141P1		1	CONECTOR HIDRÁUL
13		11106031		3	PARAFUSO Hex, M10 x 20, 10.9, Full Thd
14		14496631		3	ARRUELA PLANA M10 x 21 x 2

10.210.AF		p1	7/2014

FILTRO DE ÓLEO DO MOTOR

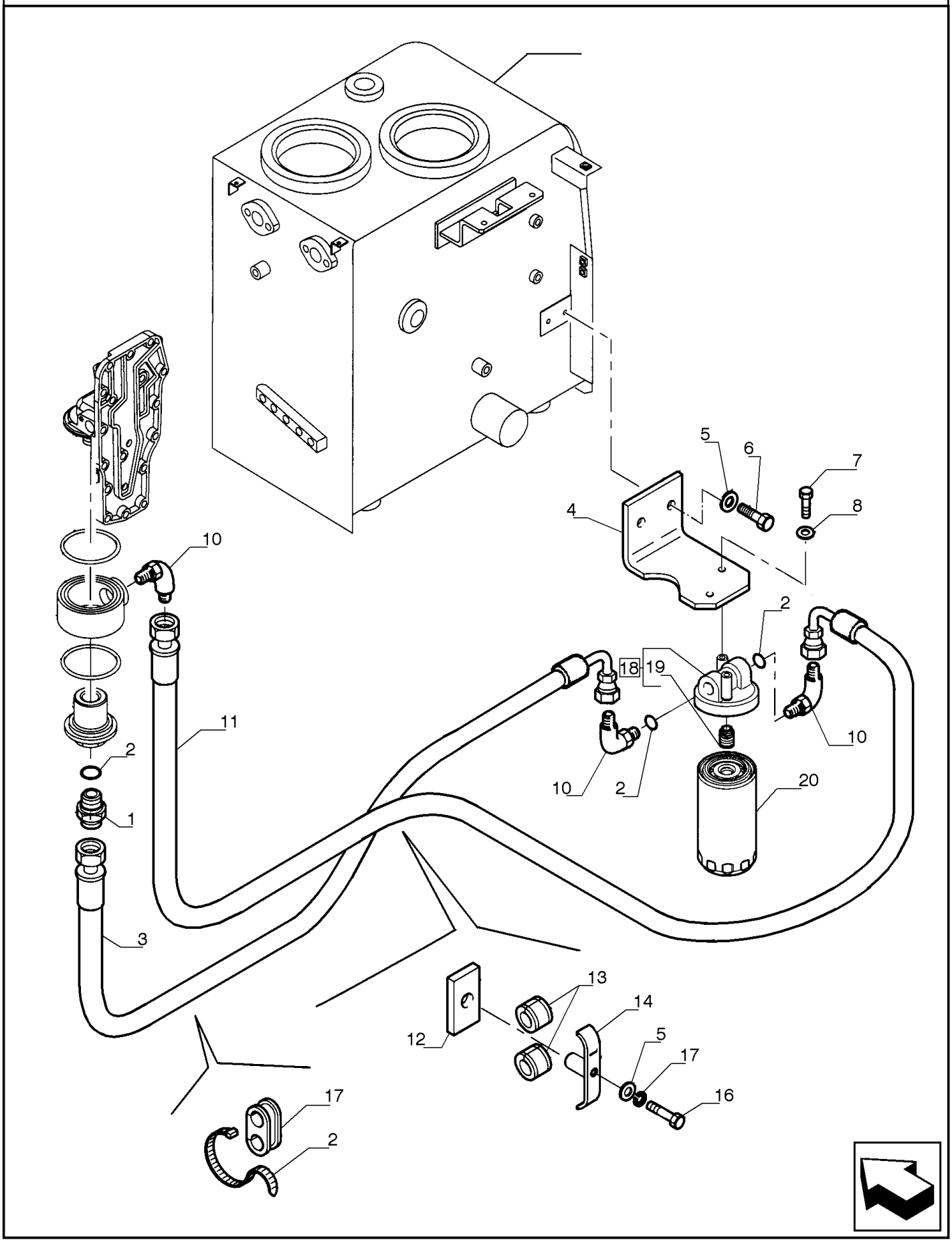

FILTRO DE ÓLEO DO MOTOR

REF	FN	PART NUMBER	YR/SN	QTY	DESCRIPTION
1		87640939		1	CONECTOR HIDRÁUL
2		87612010		4	O-RING 23.47mm ID x 2.95mm Width
3		87555884		1	TUBO FLEXÍVEL
4		87634413		1	SUPORTE
5		14496631		3	ARRUELA PLANA M10 x 21 x 2
6		11106231		2	PARAFUSO Hex, M10 x 25, 10.9, Full Thd
7		43233		2	PARAFUSO Hex, M8 x 1.25 x 20mm, Cl 10.9, Full Thd
8		14496531		2	ARRUELA PLANA M8 x 17 x 1.6
9		75201642		1	BRAÇADEIRA
10		87612013		3	CONECTOR HIDRÁUL
11		87555883		1	TUBO FLEXÍVEL
12		87634414		1	PLACA
13		72203763		2	VEDAÇÃO
14		87634395		1	SUPORTE
15		11107431		1	PARAFUSO Hex, M10 x 1.5 x 60mm, Cl 10.9
16		10516871		1	TRAVA DA ARRUELA
17		72203762		1	JUNTA
18		504039282		1	CABEÇA DO FILTRO
19		4893391		1	ADAPTADOR M24 x 2 x M27 x 2
20		2852526		1	FILTRO DE ÓLEO DO MOTOR

10.216.AA		p1	7/2014

TANQUE DE COMBUSTÍVEL

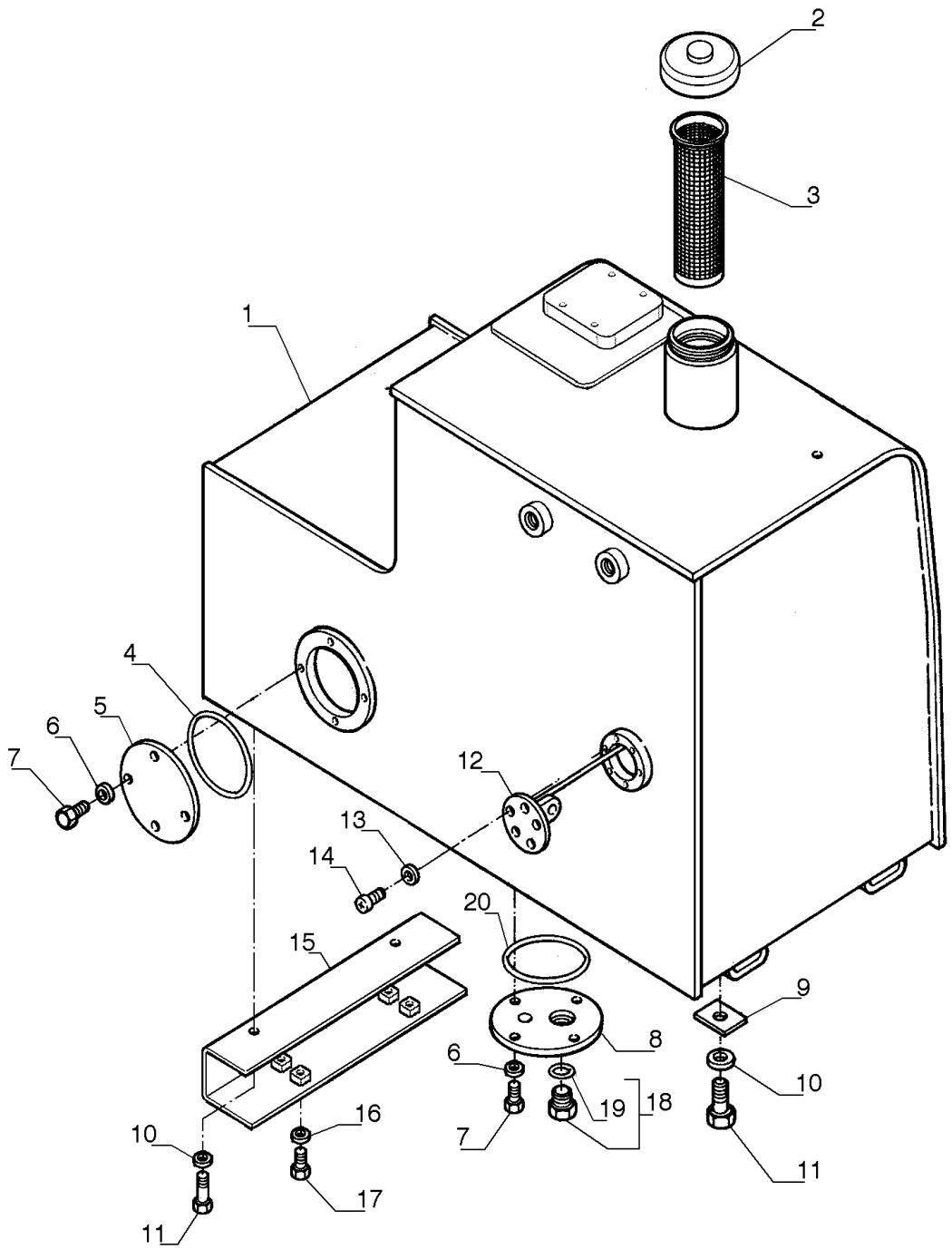

TANQUE DE COMBUSTÍVEL

REF	FN	PART NUMBER	YR/SN	QTY	DESCRIPTION
1		47362845		1	TANQUE DE COMBUSTÍVEL
2		87748274		1	BUJÃO
3		72105459		1	FILTRO
4		14466880		1	O-RING 4.984" ID x 5.262" OD x 0.139"
5		75263924		1	COBERTURA
6		10516871		8	TRAVA DA ARRUELA
7		11103031		8	PARAFUSO Hex, M10 x 18, 10.9, Full Thd
8		87693250		1	COBERTURA
9		87626917		5	CALÇO DE AFINAÇÃO
10		86511326		6	ARRUELA PLANA M16 x 30 x 3
11		11118531		6	PARAFUSO Hex, M16 x 40, 10.9
12		87539072		1	SENSOR
13		11195471		5	TRAVA DA ARRUELA
14		13274021		5	PARAFUSO Pozidriv Pan Hd, M5 x 12mm, Cl 8.8
15		47368286		1	SUPORTE
16		10516871		4	TRAVA DA ARRUELA
17		11106431		4	PARAFUSO Hex, M10 x 1.5 x 30mm, Cl 10.9, Full Thd
18		71406271		1	BUJÃO
19		71404162		1	O-RING
20		14466580		1	O-RING 117.07mm ID x 4.887" OD x 3.53mm

10.220.AA		p1	7/2014

ARTICULAÇÃO DE COMANDO DO ACELERADOR

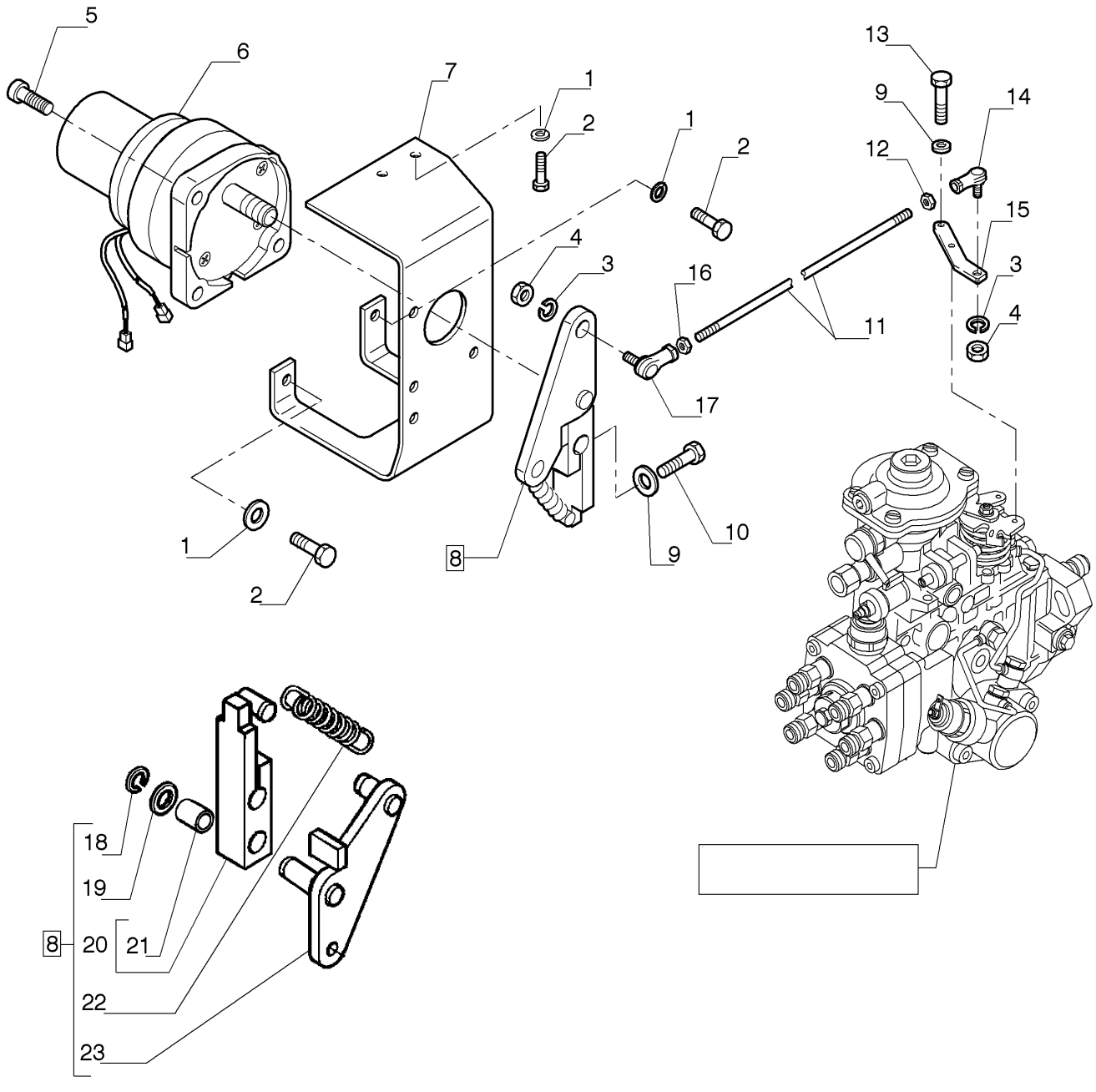

ARTICULAÇÃO DE COMANDO DO ACELERADOR

REF	FN	PART NUMBER	YR/SN	QTY	DESCRIPTION
1		12646721		6	ARRUELA PLANA M8 x 20 x 2
2		16043631		4	PARAFUSO Hex, M8 x 25mm, Cl 10.9, Full Thd
3		10516671		2	TRAVA DA ARRUELA
4		16100821		2	PORCA M8, Cl 10
5		14420331		3	PARAFUSO ALLEN M10 x 1.5 x 35mm, Cl 10.9, Full Thd
6		72204659		1	MOTOR ELÉTRICO PEQUENO
7		87636405		1	SUPORTE
8		87636398		1	ALAVANCA
9		14496431		3	ARRUELA PLANA M6.4 x 12.5 x 1.6 Thk
10		10902431		1	PARAFUSO Hex, M6 x 20mm, Cl 10.9
11		87636401		1	HASTE
12		10789721		1	PORCA M10 x 1.25, Cl 10, LH
13		10902231		2	PARAFUSO Hex, M6 x 16mm, Cl 10.9
14		72209399		1	JUNTA ESFÉRICA
15		84167034		1	PLACA
16		12164721		1	PORCA M10 x 1.25, Cl 10
17		72209400		1	JUNTA ESFÉRICA
18		11066074		1	ANEL ELÁSTICO M12
19		14496731		1	ARRUELA PLANA M12 x 24 x 2.5 Thk
20		72204634		1	ALAVANCA
21		72204635		1	BUCHA
22		72204636		1	MOLA
23		87636421		1	PLACA

10.254.AI		p1	7/2014

SILENCIOSO, SILENCIOSO

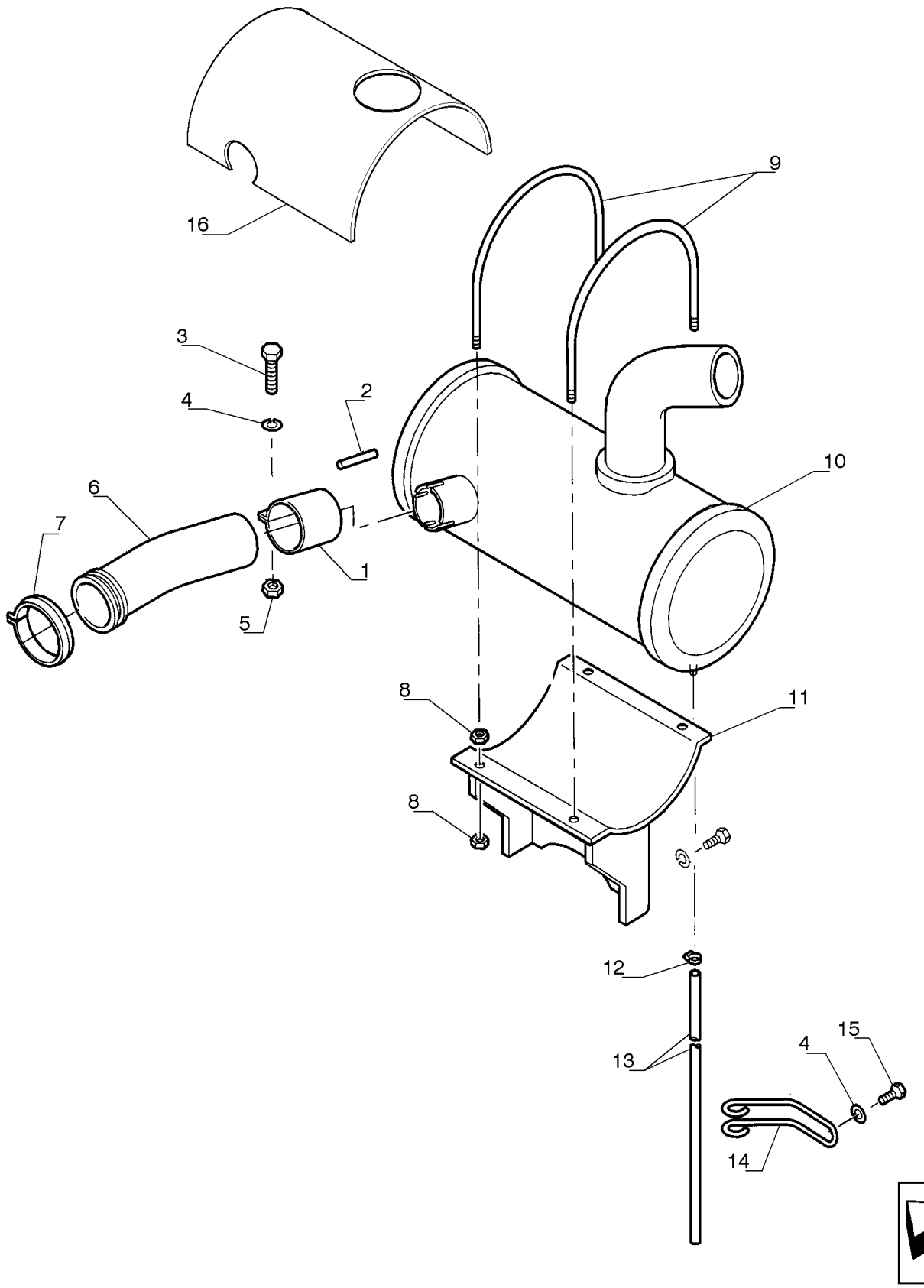

SILENCIOSO, SILENCIOSO

REF FN	PART NUMBER	YR/SN	QTY	DESCRIPTION
1	72204526		1	COLAR
2	72219489		1	VEDAÇÃO
3	11106631		2	PARAFUSO Hex, M10 x 35mm, Cl 10.9, Full Thd
4	14496631		3	ARRUELA PLANA M10 x 21 x 2
5	11701721		2	PORCA M10, Cl 10
6	87534197		1	TUBO RÍGIDO 66.8 mm ID x 273 mm L
7	72107089		1	COLAR
8	16100821		8	PORCA M8, Cl 10
9	87634420		2	GARRA
10	87534195		1	SILENCIOSO
11	87625577		1	SUPORTE
12	12179490		1	GRAMPO DA MANGUEIRA
13	72204524		1	TUBO FLEXÍVEL 10.00 mm ID x 860.00 mm
14	87634411		1	SUPORTE
15	11106031		1	PARAFUSO Hex, M10 x 20, 10.9, Full Thd
16	87628538		1	PROTEÇÃO

10.400.AK		p1	7/2014

TANQUE DE ÁGUA, RADIADOR

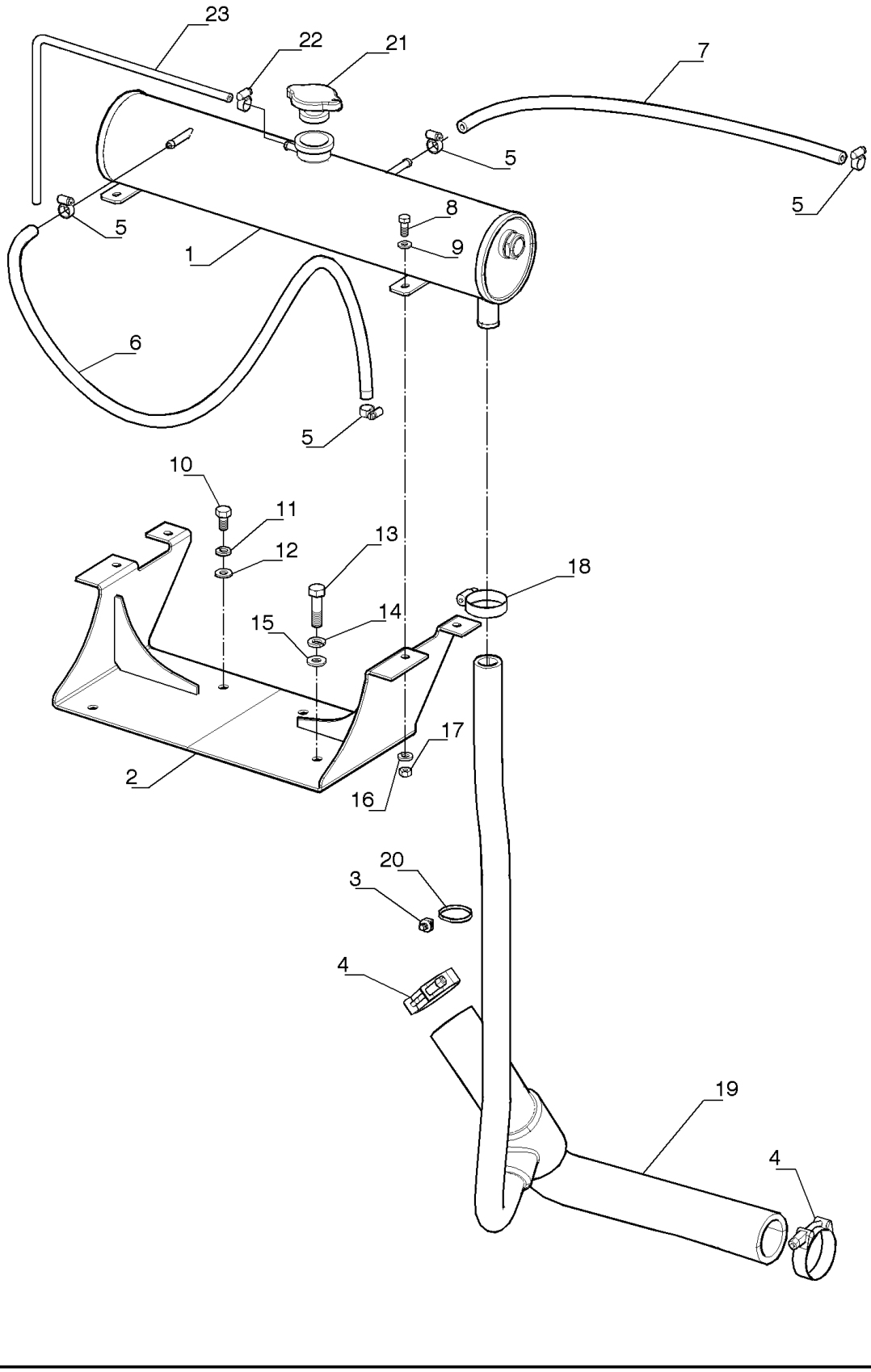

TANQUE DE ÁGUA, RADIADOR

REF	FN	PART NUMBER	YR/SN	QTY	DESCRIPTION
1		75269198		1	RESERVATÓRIO
2		47609304		1	SUPORTE
3		87526680		1	COLAR DE FIXAÇÃO
4		L126871		3	BRAÇADEIRA
5		12179490		4	GRAMPO DA MANGUEIRA
6		226616A1		1	MANGUEIRA COMBUSTÍVEL
7		84523216		1	MANGUEIRA
8		120104		4	PARAFUSO Hex, M8 x 1.25 x 20mm, Class 8.8, Full Thd
9		14496531		12	ARRUELA PLANA M8 x 17 x 1.6
10		11106031		5	PARAFUSO Hex, M10 x 20, 10.9, Full Thd
11		10516871		3	TRAVA DA ARRUELA
12		14496631		9	ARRUELA PLANA M10 x 21 x 2
13		11113031		1	PARAFUSO Hex, M12 x 45mm, Cl 10.9, Full Thd
14		10517071		1	TRAVA DA ARRUELA M12
15		14496731		1	ARRUELA PLANA M12 x 24 x 2.5 Thk
16		10516671		4	TRAVA DA ARRUELA
17		16100821		12	PORCA M8, Cl 10
18		70921912		1	BRAÇADEIRA MANGUEIRA
19		47626360		1	MANGUEIRA
20		72951499		1	GRAMPO
21		71100699		1	COBERTURA
22		87328442		1	PLACA DE FUNDO
23		87328443		1	TUBO FLEXÍVEL

10.400.AP	01	p1	7/2014

RADIADOR E MANGUEIRA

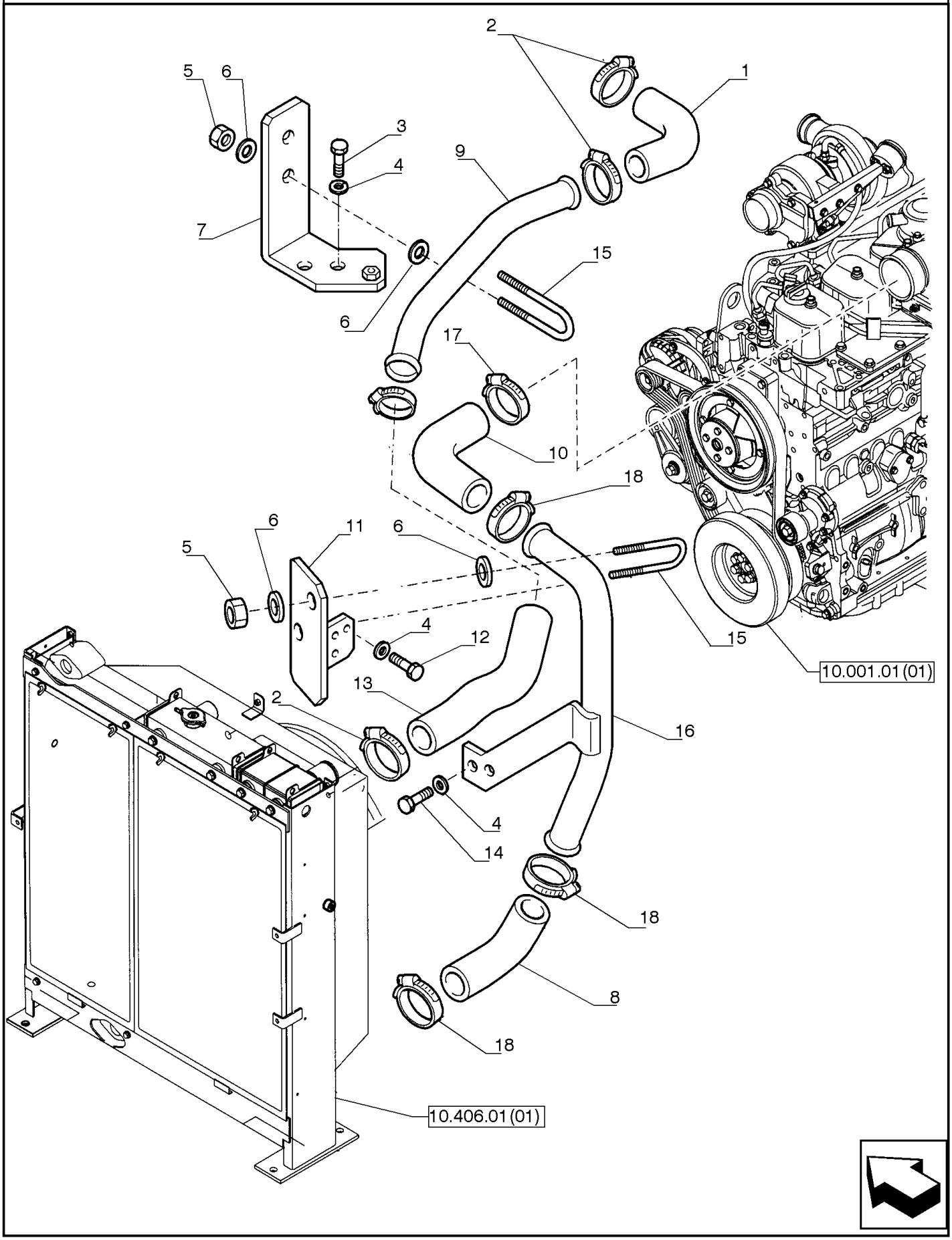

RADIADOR E MANGUEIRA

REF FN	PART NUMBER	YR/SN	QTY	DESCRIPTION
1	87526662		1	MANGUEIRA ADMISSÃO DE AR 62.50 mm ID x 160.00 mm
2	214-2160		7	SUPORTE
3	11107431		2	PARAFUSO Hex, M10 x 1.5 x 60mm, Cl 10.9
4	14496631		6	ARRUELA PLANA M10 x 21 x 2
5	16100821		8	PORCA M8, Cl 10
6	14496531		8	ARRUELA PLANA M8 x 17 x 1.6
7	87648240		1	SUPORTE
8	87526665		1	MANGUEIRA
9	87526666		1	TUBO RÍGIDO 59.5 mm ID x 63.5 mm OD x 391, 64 mm L
10	87526664		1	MANGUEIRA
11	87648293		1	SUPORTE
12	11106431		2	PARAFUSO Hex, M10 x 1.5 x 30mm, Cl 10.9, Full Thd
13	87579445		1	MANGUEIRA DO RADIADOR 62.50 mm ID x 274.00 mm
14	11106031		2	PARAFUSO Hex, M10 x 20, 10.9, Full Thd
15	75262517		2	BRAÇADEIRA
16	87526667		1	TUBO RÍGIDO 545, 266 mm L
17	214-2176		1	BRAÇADEIRA #76, 3.25"-3.56", T-Bolt
18	L115549		3	BRAÇADEIRA

10.400.AP	02	p1	7/2014

MANGUEIRA DO RADIADOR

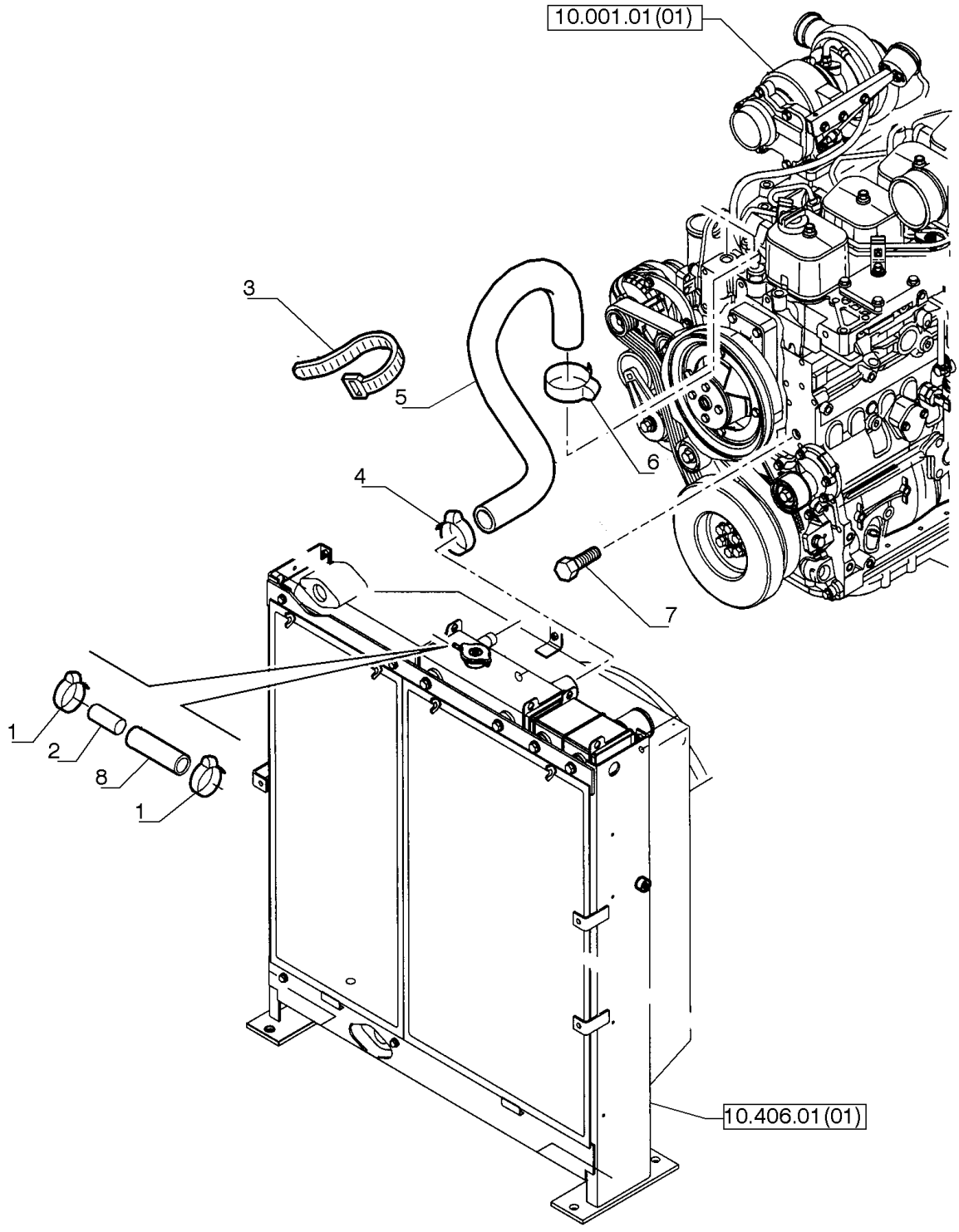

MANGUEIRA DO RADIADOR

REF	FN	PART NUMBER	YR/SN	QTY	DESCRIPTION
1		A171099		2	BRAÇADEIRA MANGUEIRA
2		75327563		1	PINO
3		75201642		1	BRAÇADEIRA
4		L126871		1	BRAÇADEIRA
5		87526661		1	TUBO FLEXÍVEL 49.00 mm ID x 398.00 mm
6		214-2138		1	BRAÇADEIRA #38, 2.06"-2.37", T-Bolt
7		71428460		1	BUJÃO
8		86026037		1	MANGUEIRA 7.90 mm ID x 43.00 mm, SAE 30R7

10.400.BE		p1	7/2014

PROTEÇÃO, RADIADOR

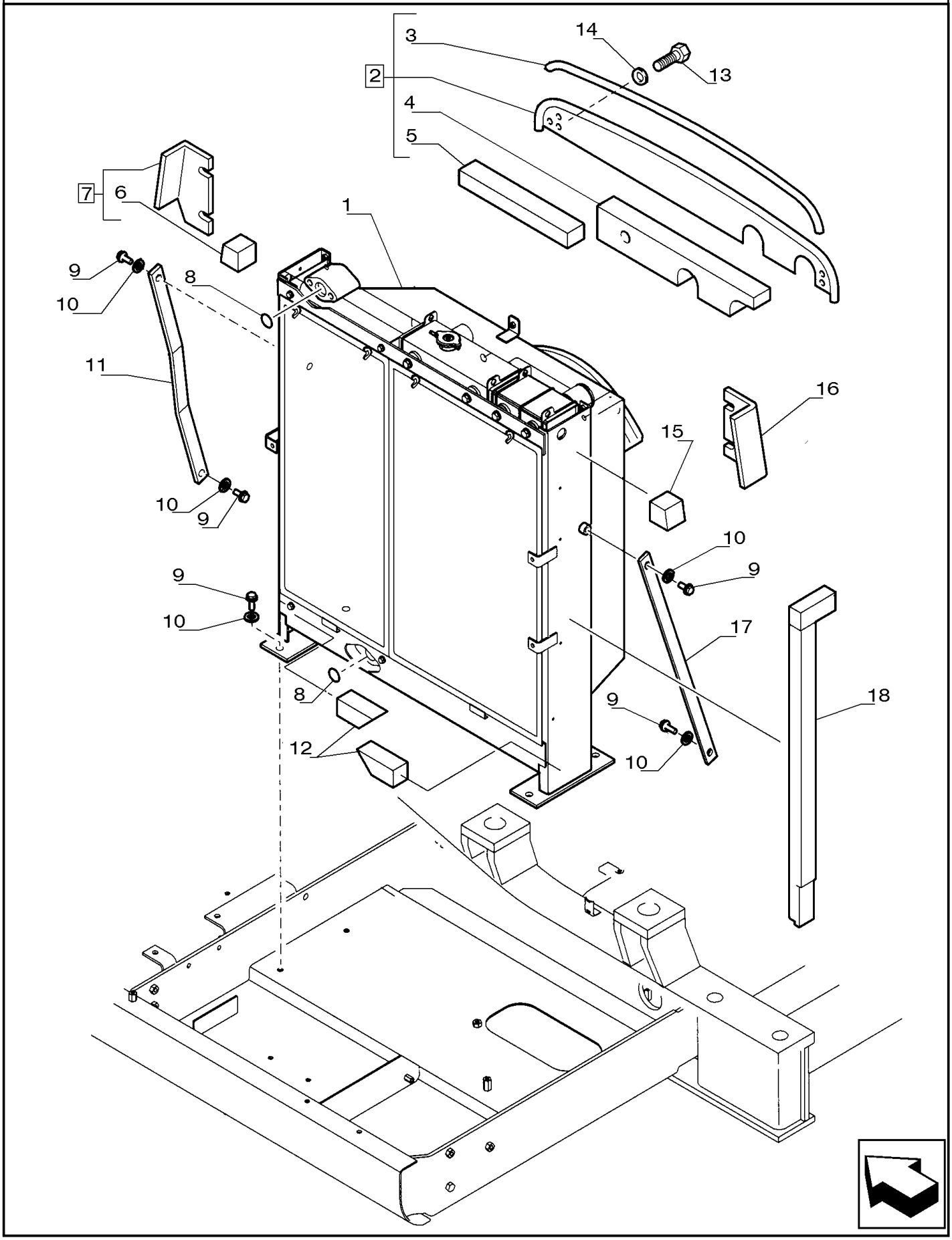

PROTEÇÃO, RADIADOR

REF	FN	PART NUMBER	YR/SN	QTY	DESCRIPTION
1		84269424		1	RADIADOR
2		87647432		1	SUPORTE
3		87547571		1	JUNTA
4		87647450		1	ISOLADOR
5		87647454		1	ISOLADOR
6		87647463		1	ISOLADOR
7		87647460		1	SUPORTE
8		87340507		2	O-RING 44.70mm ID x 51.70mm OD x 3.50mm
9		11112631		8	PARAFUSO Hex, M12 x 35mm, Cl 10.9
10		14496731		8	ARRUELA PLANA M12 x 24 x 2.5 Thk
11		87647489		1	SUPORTE
12		87647477		2	ISOLADOR
13		16043431		4	PARAFUSO Hex, M8 x 1.25 x 20mm, Cl 10.9, Full Thd
14		14496531		4	ARRUELA PLANA M8 x 17 x 1.6
15		87647471		1	ISOLADOR
16		87647464		1	PROTEÇÃO
17		87647484		1	SUPORTE
18		87647475		1	ISOLADOR

VENTILADOR DO MOTOR



VENTILADOR DO MOTOR

REF	FN	PART NUMBER	YR/SN	QTY	DESCRIPTION
1		87550707		1	VENTILADOR
2		11106231		4	PARAFUSO Hex, M10 x 25, 10.9, Full Thd
3		14496631		4	ARRUELA PLANA M10 x 21 x 2
4		47613194		1	MOTOR

SECTION INDEX

HYDRAULIC SYSTEMS

35.106.AB		HYDRAULIC OIL PUMP
35.106.AD	01	HYDRAULIC OIL PUMP - YN10V00043F1
35.106.AD	02	HYDRAULIC OIL PUMP - YN10V01009F4
35.106.AD	03	HYDRAULIC OIL PUMP - YN10V00033F2
35.106.AD	04	HYDRAULIC OIL PUMP
35.106.AL		VALVE - YN35V00052F1
35.106.AO	01	HYDRAULIC SYSTEM
35.106.AO	02	PUMP, HYDRAULIC LINE
35.106.AO	03	PUMP, HYDRAULIC LINE
35.128.AD		HYDRAULIC VALVE, GRAPPLE, WOOD
35.128.AE		HYDRAULIC VALVE, GRAPPLE, WOOD
35.220.AA		HYDRAULIC PUMP, GRAPPLE, WOOD
35.300.AB	01	HYDRAULIC SYSTEM
35.300.AB	02	HYDRAULIC SYSTEM
35.300.AB	03	HYDRAULIC SYSTEM
35.300.AB	04	RETURN PIPE
35.300.AI		HYDRAULIC OIL RESERVOIR
35.310.AA	01	CONTROL VALVE & BRACKETS
35.310.AA	02	CONTROL VALVE
35.310.AA	03	CONTROL VALVE
35.310.AA	04	CONTROL VALVE
35.310.AA	05	CONTROL VALVE
35.310.AA	06	CONTROL VALVE
35.310.AA	07	CONTROL VALVE
35.310.AA	08	CONTROL VALVE
35.310.AA	09	CONTROL VALVE
35.310.AC	01	CONTROL VALVE, COMPONENTS
35.310.AC	02	CONTROL VALVE, COMPONENTS
35.310.AC	03	CONTROL VALVE - 72210100
35.310.AC	04	CONTROL VALVE - 72210099
35.310.AC	05	CONTROL VALVE - 72210098
35.352.AI		HYDRAULIC SYSTEM
35.352.AL	01	SWING REDUCTION UNIT
35.352.AL	02	SWING REDUCTION UNIT, COMPONENTS
35.352.AL	03	SWING REDUCTION UNIT, COMPONENTS

SECTION INDEX

HYDRAULIC SYSTEMS

35.353.AD	01	TRAVEL REDUCTORS
35.353.AD	02	TRAVEL REDUCTION GEAR
35.353.AD	03	TRAVEL REDUCTION GEAR
35.353.AD	04	TRAVEL HYDRAULIC MOTOR
35.353.AD	05	TRAVEL HYDRAULIC MOTOR
35.353.AF	02	TRAVEL MOTOR & REDUCTION GEAR, LINES
35.354.AA	01	ROTATING CONTROL VALVE
35.354.AA	02	ROTATING CONTROL VALVE
35.354.AC	01	PILOT VALVE, LINES
35.354.AC	02	HYDRAULIC SYSTEM - TRAVEL
35.354.AF	01	HYDRAULIC SYSTEM
35.355.AD	01	HYDRAULIC SYSTEM - SERVO CONTROL
35.355.AD	02	HYDRAULIC SYSTEM - SERVO CONTROL
35.355.AD	03	SERVO-CONTROL, LINES
35.355.AH		MANIPULATOR, COMPONENTS
35.356.AK	01	PEDAL VALVE
35.356.AK	02	PEDAL AND CONTROL LEVER
35.356.AR		CONTROL VALVE, LINES
35.357.AB		PILOT VALVE
35.357.AD		PILOT VALVE, LINES
35.357.AG		PILOT VALVE, COMPONENTS
35.357.AK	01	PILOT VALVE, LINES
35.357.AK	02	HYDRAULIC SYSTEM
35.357.AK	03	HYDRAULIC SYSTEM
35.357.AP		RETURN, LINES
35.359.AE	01	HYDRAULIC SYSTEM
35.359.AE	02	HYDRAULIC SYSTEM
35.359.AE	03	HYDRAULIC SYSTEM
35.359.AE	04	HYDRAULIC SYSTEM
35.359.AE	05	HYDRAULIC SYSTEM
35.360.AB	01	HYDRAULIC LINE, BUCKET
35.360.AB	02	HYDRAULIC LINE, BUCKET
35.360.AB	03	HYDRAULIC LINE, BUCKET, COMPONENTS
35.360.AG		HYDRAULIC LINE, BUCKET, COMPONENTS
35.360.AH	01	HYDRAULIC SYSTEM - HAMMER

SECTION INDEX

HYDRAULIC SYSTEMS

35.360.AH	02	HYDRAULIC SYSTEM - HAMMER
35.360.AI	01	HAMMER SYSTEM KIT, COMPONENTS
35.360.AI	02	HYDRAULIC LINE, COMPONENTS
35.360.AI	03	SOLENOID VALVE
35.360.AJ	01	HYDRAULIC SYSTEM - HAMMER
35.360.AJ	02	HYDRAULIC LINE, HAMMER
35.360.AJ	03	HYDRAULIC LINE, HAMMER
35.360.AJ	04	HYDRAULIC LINE, HAMMER, COMPONENTS
35.360.AJ	05	SOLENOID VALVE - BUCKET ROTATION
35.360.AM	01	HYDRAULIC SYSTEM - HAMMER
35.360.AM	02	HAMMER - 2400MM ARM TUBING
35.360.AM	03	HAMMER - 2940MM ARM TUBING
35.360.AM	04	HAMMER - 3500MM ARM TUBING
35.360.AM	05	HYDR LINES, GRAPPLE, WOOD - 2400MM
35.360.AM	06	HYD. LINE, GRAPPLE, WOOD - 2940MM
35.360.AM	07	HYDR LINES, GRAPPLE, WOOD
35.360.AM	08	HYDR LINES, GRAPPLE, WOOD
35.726.AE	01	JOYSTICK MOUNTING
35.726.AE	02	JOYSTICK MOUNTING, HAMMER
35.726.AE	03	JOYSTICK MOUNTING, GRAPPLE, WOOD
35.736.AA		LIFT CYLINDER
35.736.AC	01	HYDRAULIC SYSTEM - MONOBLOC BOOM
35.736.AC	02	HYDRAULIC SYSTEM - LIFT CYLINDER
35.736.AC	03	HYDRAULIC SYSTEM - LIFT CYLINDER
35.737.AA		DIPPERSTICK CYLINDER
35.737.AE	01	HYDRAULIC SYSTEM - DIPPERSTICK CYLINDER
35.737.AE	02	DIPPERSTICK TUBING - 2,4M
35.737.AE	03	DIPPERSTICK TUBING - 2,4M
35.737.AE	04	DIPPERSTICK TUBING - 2,94M
35.737.AE	05	DIPPERSTICK TUBING - 3,5M
35.738.AA		BUCKET CYLINDER
35.738.AE		BUCKET CYLINDER

BOMBA HIDRÁULICA

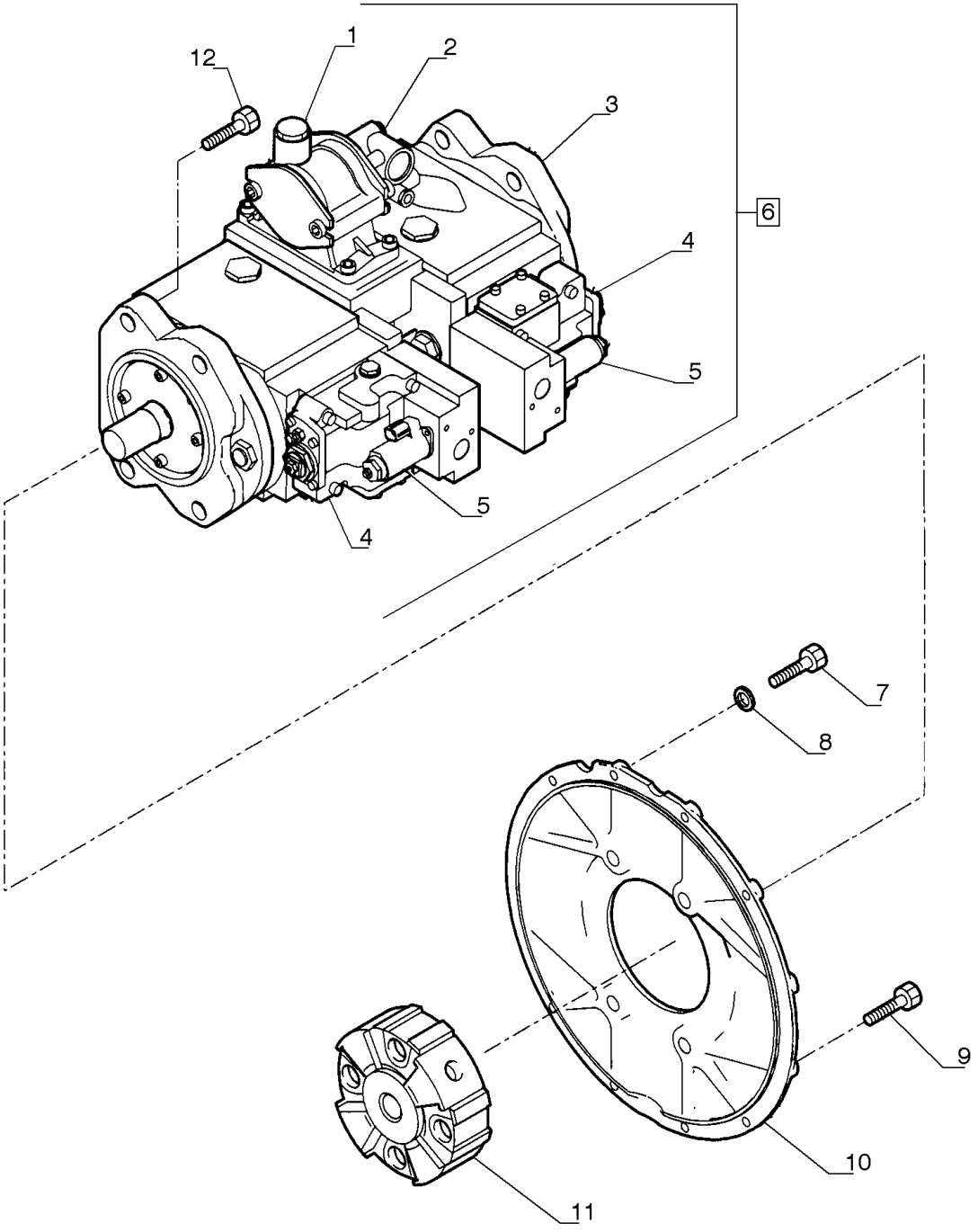

BOMBA HIDRÁULICA

REF	FN	PART NUMBER	YR/SN	QTY	DESCRIPTION
1		87362959		1	CAIXA
2		YN10V00033F2		1	BOMBA HIDRÁULICA
3		YN10V00043F1		1	BOMBA HIDRÁULICA
4		YN10V01009F4		2	REGULADOR DE VELOCIDADE
5		YN35V00052F1		2	VÁLVULA
6		YN10V00039F4		1	BOMBA HIDRÁULICA Incl 1,2,3,4,5
7		11107031		3	PARAFUSO Hex, M10 x 45mm, Cl 10.9
8		14496631		3	ARRUELA PLANA M10 x 21 x 2
9		11106631		5	PARAFUSO Hex, M10 x 35mm, Cl 10.9, Full Thd
10		87528089		1	SUPORTE
11		87528090		1	JUNTA UNIVERSAL
12		75262204		4	PARAFUSO M20 x 2.5 x 2.5mm, Cl 12.9

35.106.AD	01	p1	7/2014

BOMBA HIDRÁULICA - YN10V00043F1

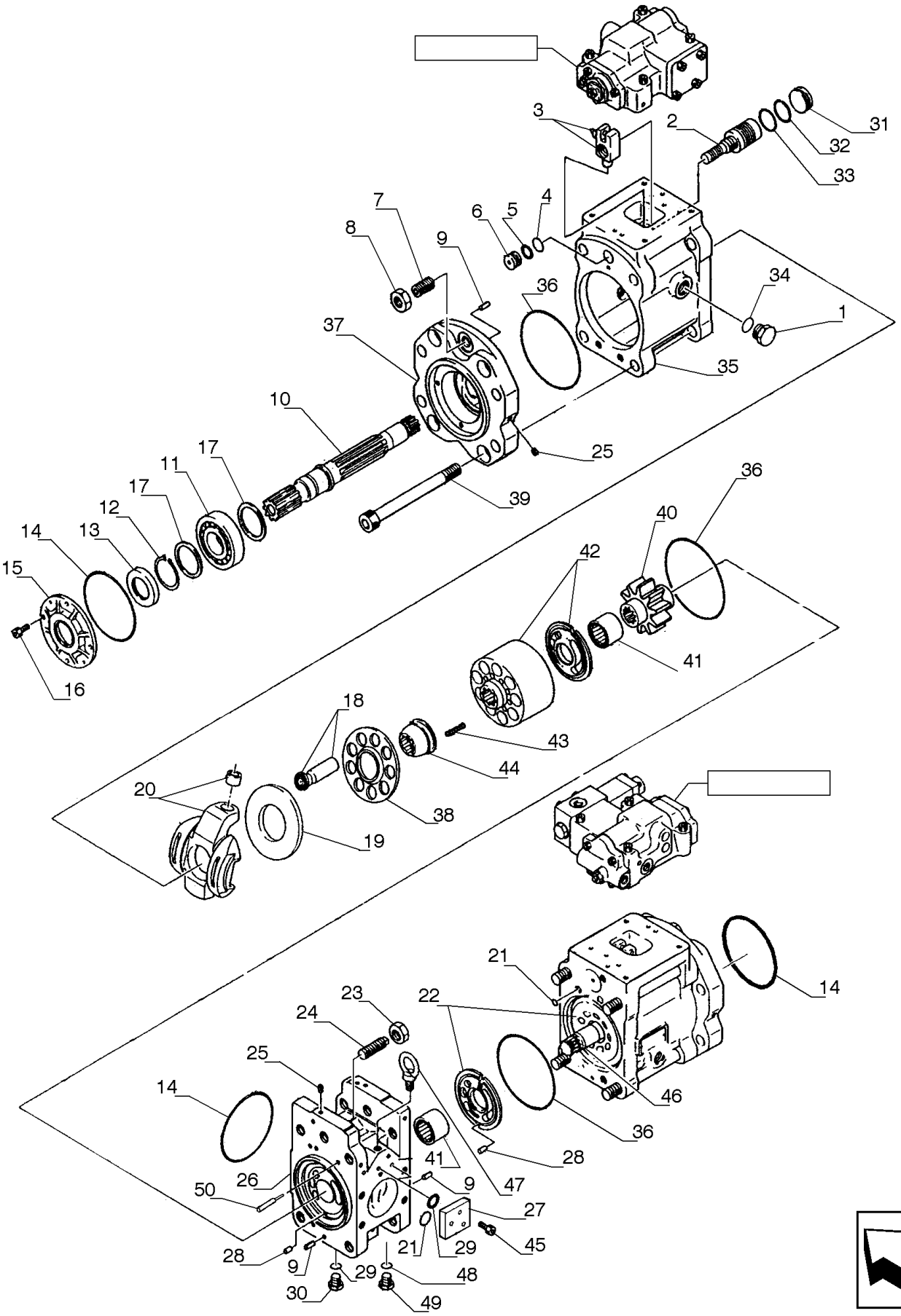

BOMBA HIDRÁULICA - YN10V00043F1

REF FN	PART NUMBER	YR/SN	QTY	DESCRIPTION
1	72209878		4	BUJÃO
2	87333070		2	PISTÃO
3	72209807		1	CONJUNTO
4	72215463		2	JUNTA
5	72964469		2	ANEL
6	72962150		2	PARADA
7	72209801		2	CONJUNTO
8	72964485		2	PORCA
9	72958881		4	PINO
10	YN10V00043S111		1	EIXO
11	87333062		2	ROLAMENTO DE ROLETES
12	72211282		2	ANEL DE PRESSÃO
13	72217376		1	VEDAÇÃO
14	72217471		3	O-RING
15	87333064		1	COBERTURA
16	14306370		8	PARAFUSO M8 x 20mm
17	72962215		4	ESPAÇADOR
18	72209803		1	CONJUNTO
19	72962208		2	PLACA
20	72209806		1	CONJUNTO
21	72215395		18	JUNTA
22	YN10V00043R200		1	KIT DE REPARO
23	ZN18C20012		2	PORCA
24	72209802		2	PARAFUSO
25	72209815		32	BUJÃO
26	LC10V00010S312		1	BLOCO
27	YN10V00043S325		1	COBERTURA
28	72962216		2	PINO
29	72215387		9	JUNTA
30	72209813		2	BUJÃO
31	87333071		2	PARADA
32	72211285		2	ANEL

35.106.AD	01	p2	7/2014

BOMBA HIDRÁULICA - YN10V00043F1

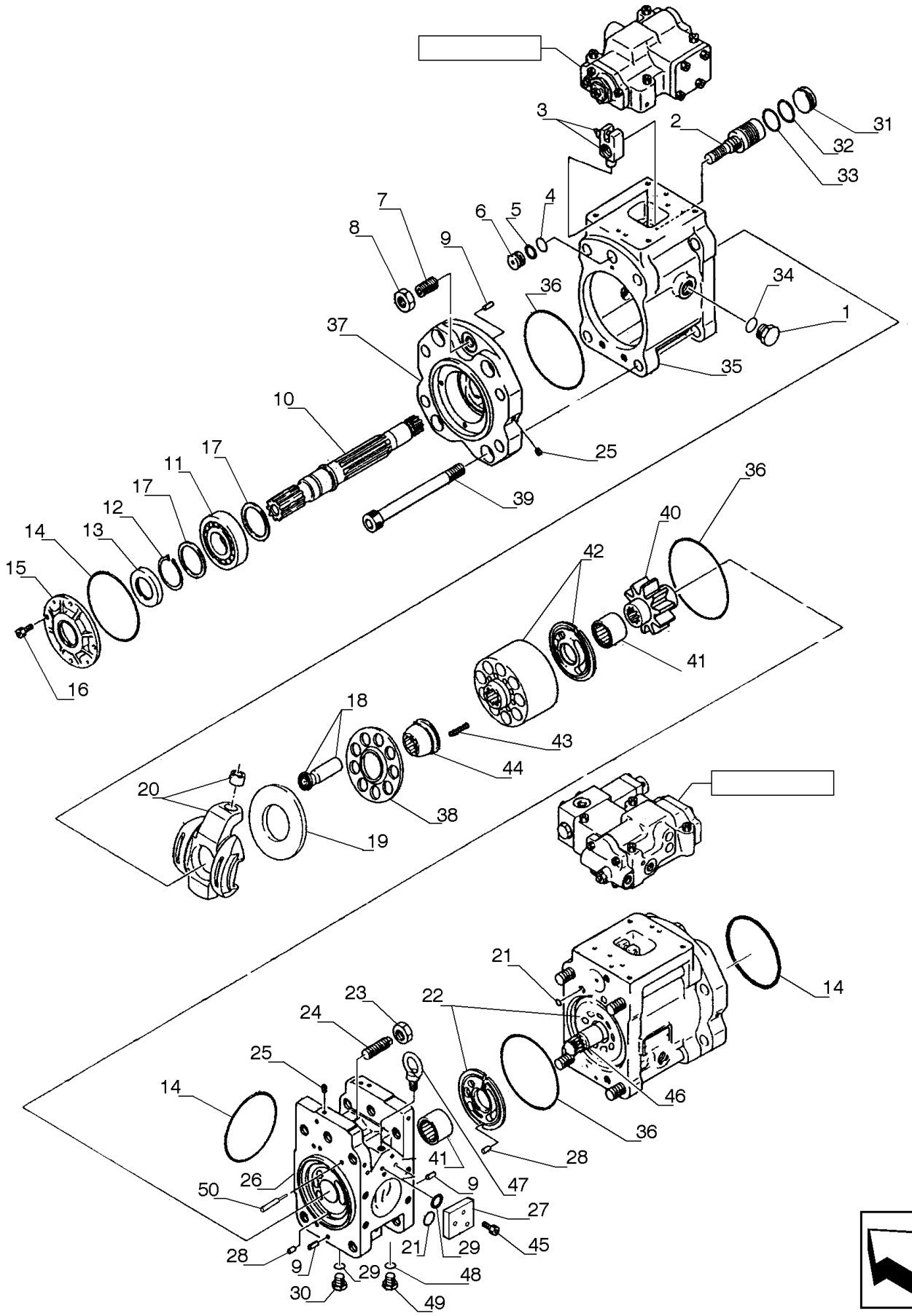

BOMBA HIDRÁULICA - YN10V00043F1

REF FN	PART NUMBER	YR/SN	QTY	DESCRIPTION
33	72215461		2	VEDAÇÃO
34	72217375		4	JUNTA
35	YN10V00043S271		2	CAIXA
36	72217374		4	JUNTA
37	87333063		2	SUPORTE
38	72962148		2	PLACA
39	87333069		8	PARAFUSO
40	87333061		1	ENGRENAGEM
41	72963976		2	ROLAMENTO DE AGULHAS
42	YN10V00043R100		1	KIT DE REPARO
43	72962149		18	MOLA
44	72963962		2	BUCHA
45	14304870		3	PARAFUSO M6 x 55mm
46	87333059		1	EIXO
47	72958882		2	PARAFUSO
48	72217475		3	JUNTA
49	2441U549S464		2	BUJÃO
50	YN10V00043S546		1	ESPAÇADOR

35.106.AD	02	p1	7/2014

BOMBA HIDRÁULICA - YN10V01009F4

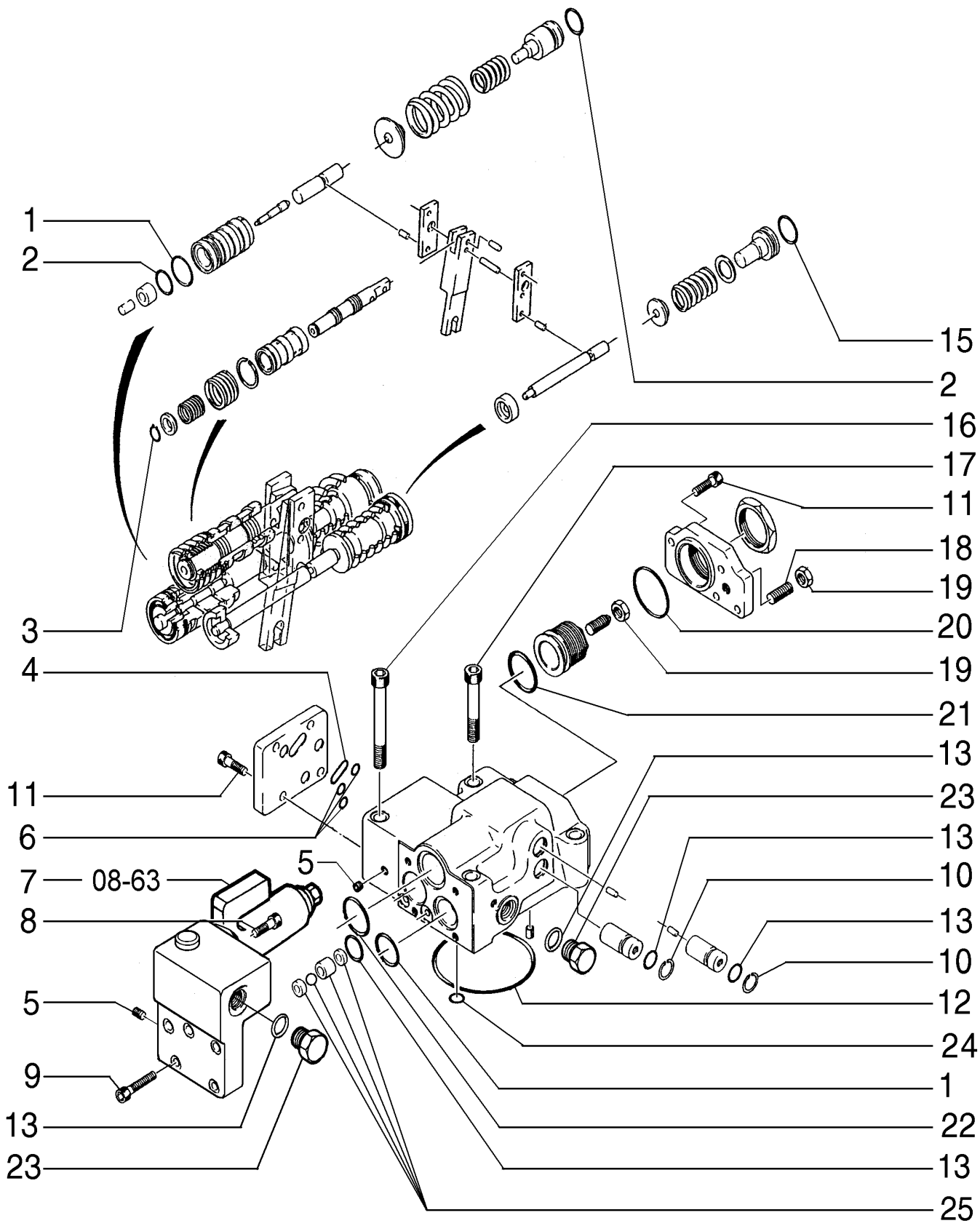

BOMBA HIDRÁULICA - YN10V01009F4

REF	FN	PART NUMBER	YR/SN	QTY	DESCRIPTION
1		72217379		1	JUNTA
2		72217476		2	JUNTA
3		72219119		1	ANEL VEDADOR
4		72215386		1	JUNTA
5		72209815		17	BUJÃO
6		72217377		3	JUNTA
7		YN35V00054F1		1	VÁLVULA DO SOLENOIDE
8		72209810		2	PARAFUSO
9		14305470		5	PARAFUSO ALLEN M6 x 25mm
10		11066371		2	ANEL
11		14305334		8	PARAFUSO ALLEN M6 x 20mm, Cl 10.9, Full Thd
12		72215396		1	JUNTA
13		72215387		7	JUNTA
14		72215357		1	JUNTA
15		72215463		1	JUNTA
16		14309070		2	PARAFUSO M8 x 70mm
17		14306970		2	PARAFUSO M8 x 50mm
18		72209832		1	CONJUNTO
19		16102324		1	PORCA FINA Thin, M8 x 1.25, Cl 05
20		72215461		1	VEDAÇÃO
21		72217382		1	JUNTA
22		72217380		1	JUNTA
23		72209813		3	BUJÃO
24		72215395		8	JUNTA
25		72962151		1	KIT DE REPARO

BOMBA HIDRÁULICA - YN10V00033F2

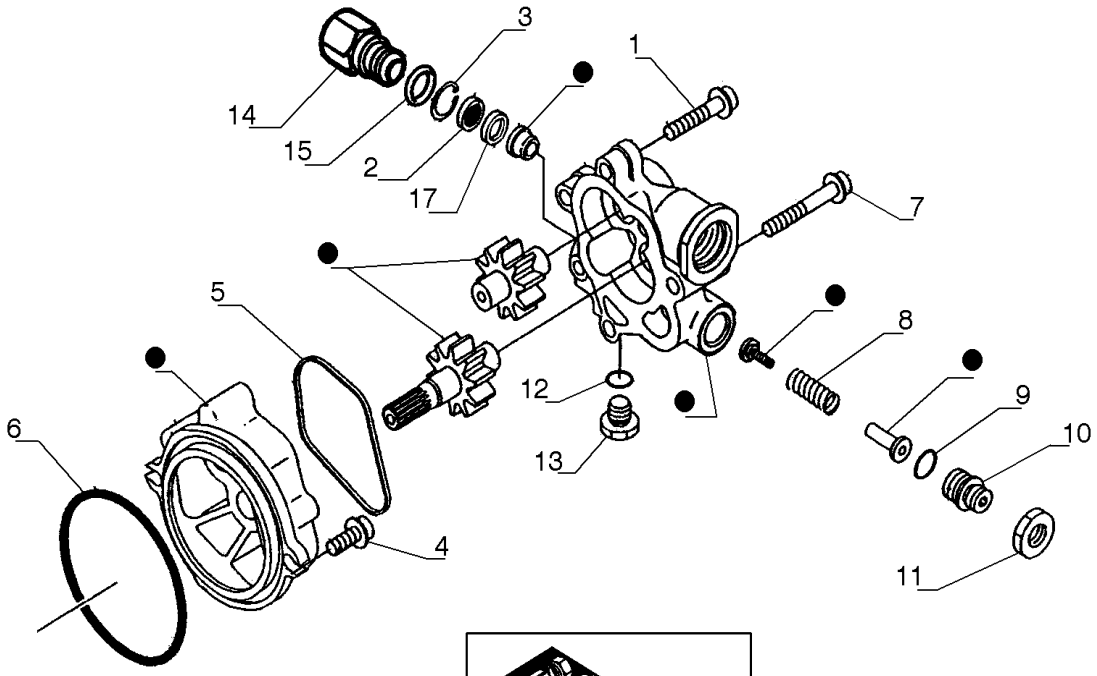

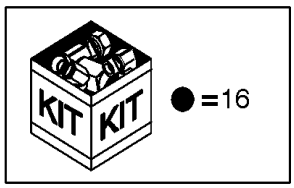

BOMBA HIDRÁULICA - YN10V00033F2

REF FN	PART NUMBER	YR/SN	QTY	DESCRIPTION
1	72963969		2	PARAFUSO
2	72963968		1	FILTRO
3	72964498		1	ANEL
4	72150352		2	PARAFUSO
5	72963972		1	ANEL
6	72209836		1	O-RING
7	72963970		2	PARAFUSO
8	72963996		1	MOLA
9	72209832		1	CONJUNTO
10	72963997		1	PARAFUSO DE REGULAGEM
11	72960479		1	PORCA
12	72209827		2	O-RING
13	72209813		2	BUJÃO
14	YN10V00006S467		1	ADAPTADOR
15	72209821		1	O-RING
16	72150353		1	KIT DE REPARO
17	72963995		1	ANEL

35.106.AD	04	p1	7/2014

BOMBA HIDRÁULICA

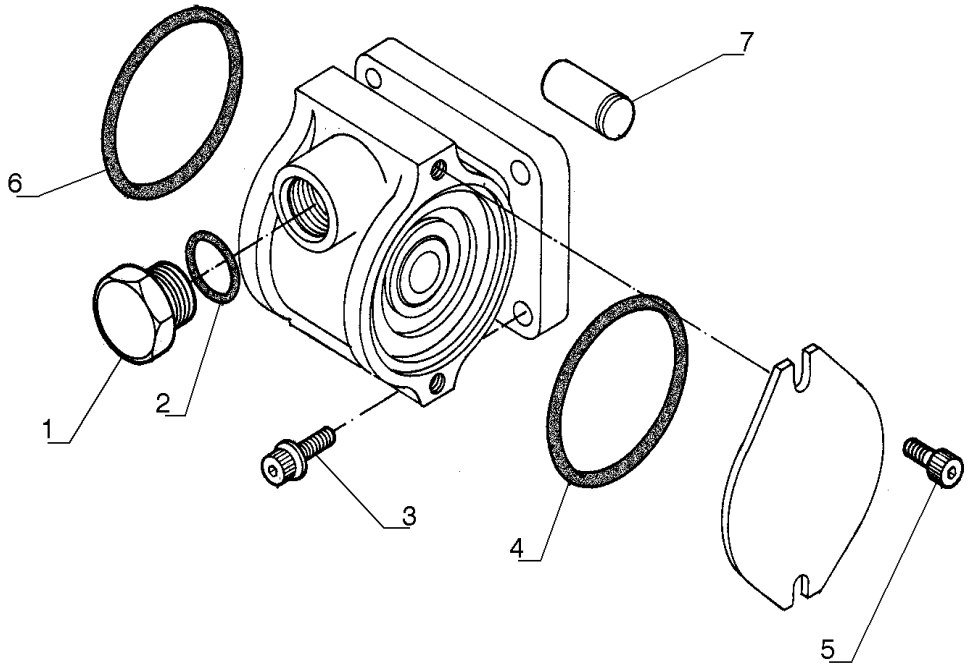

BOMBA HIDRÁULICA

REF FN	PART NUMBER	YR/SN	QTY	DESCRIPTION
1	72209878		1	BUJÃO
2	72209838		1	O-RING
3	72209877		4	PARAFUSO
4	72209879		1	O-RING
5	72209876		2	PARAFUSO
6	72209836		1	O-RING
7	87363966		1	PINO

35.106.AL		p1	7/2014

VÁLVULA - YN35V00052F1

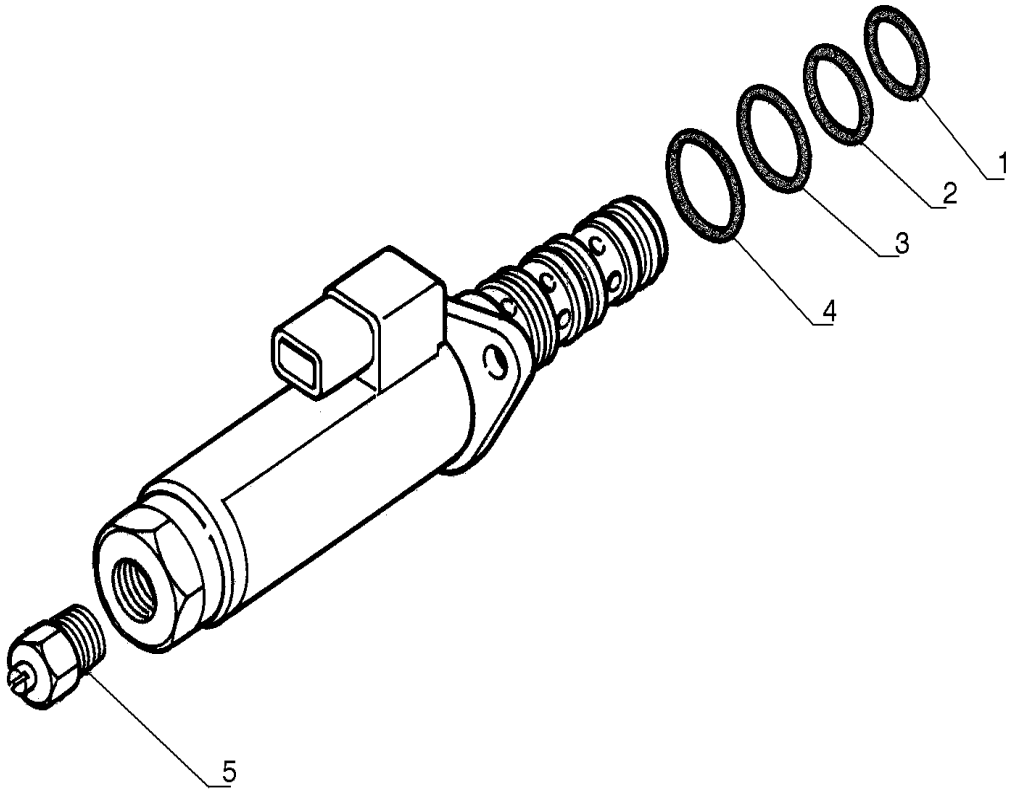

VÁLVULA - YN35V00052F1

REF	FN	PART NUMBER	YR/SN	QTY	DESCRIPTION
1		72209833		1	O-RING
2		72209834		1	O-RING
3		72209835		1	O-RING
4		72209824		1	O-RING
5		72219365		1	BUJÃO

35.106.AO	01	p1	7/2014

SISTEMA HIDRÁULICO

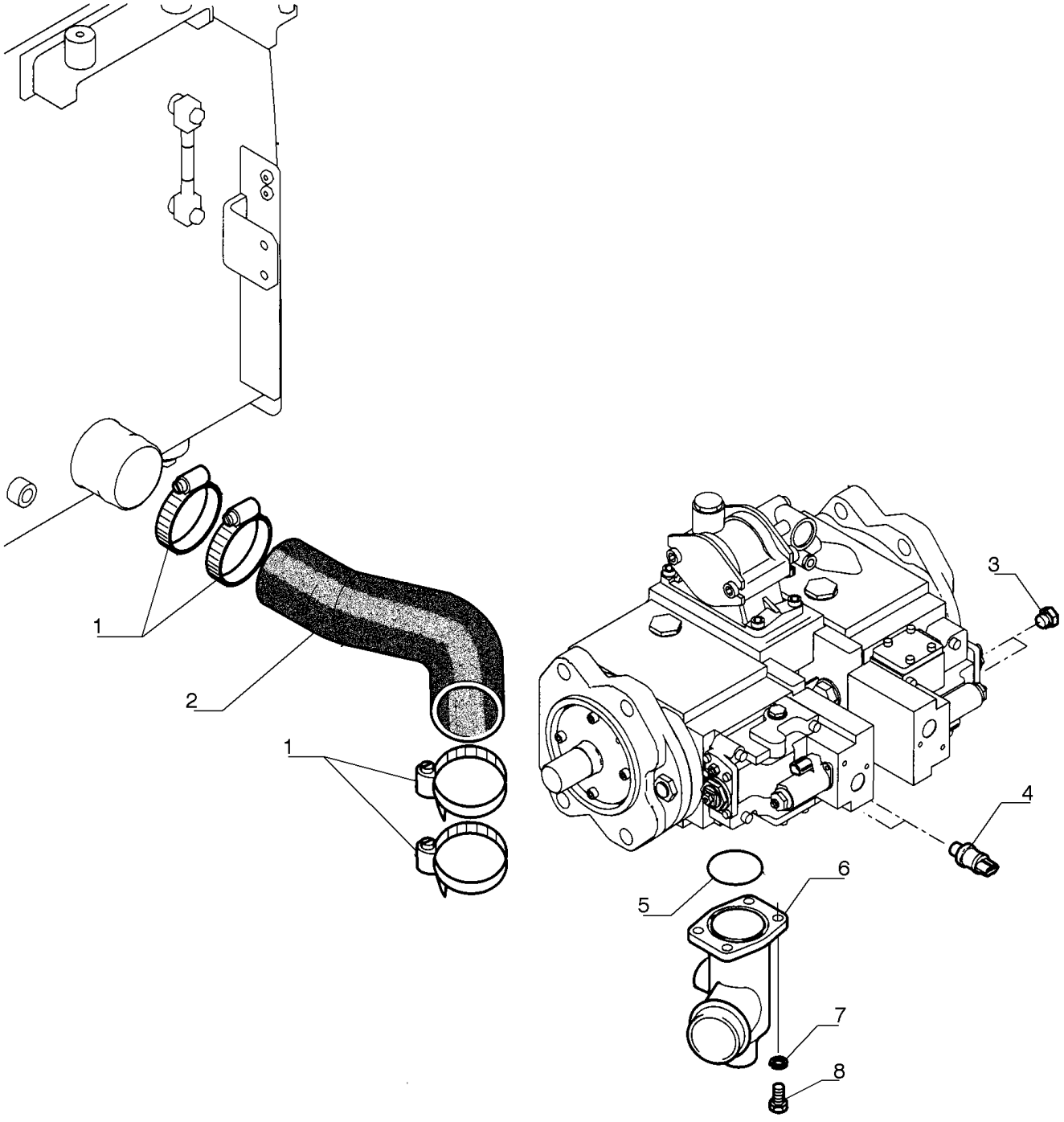

SISTEMA HIDRÁULICO

REF FN	PART NUMBER	YR/SN	QTY	DESCRIPTION
1	L116820		4	BRAÇADEIRA
2	87524902		1	MANGUEIRA
3	72214663		2	BUJÃO
4	87700941		2	SENSOR
5	87397561		1	O-RING 69.44mm ID x 3.53mm Width
6	87530582		1	COTOVELO
7	10517071		4	TRAVA DA ARRUELA M12
8	14422031		4	PARAFUSO ALLEN M12 x 1.75 x 30mm, Cl 10.9, Full Thd

35.106.AO	02	p1	7/2014

BOMBA, LINHA HIDRÁULICA

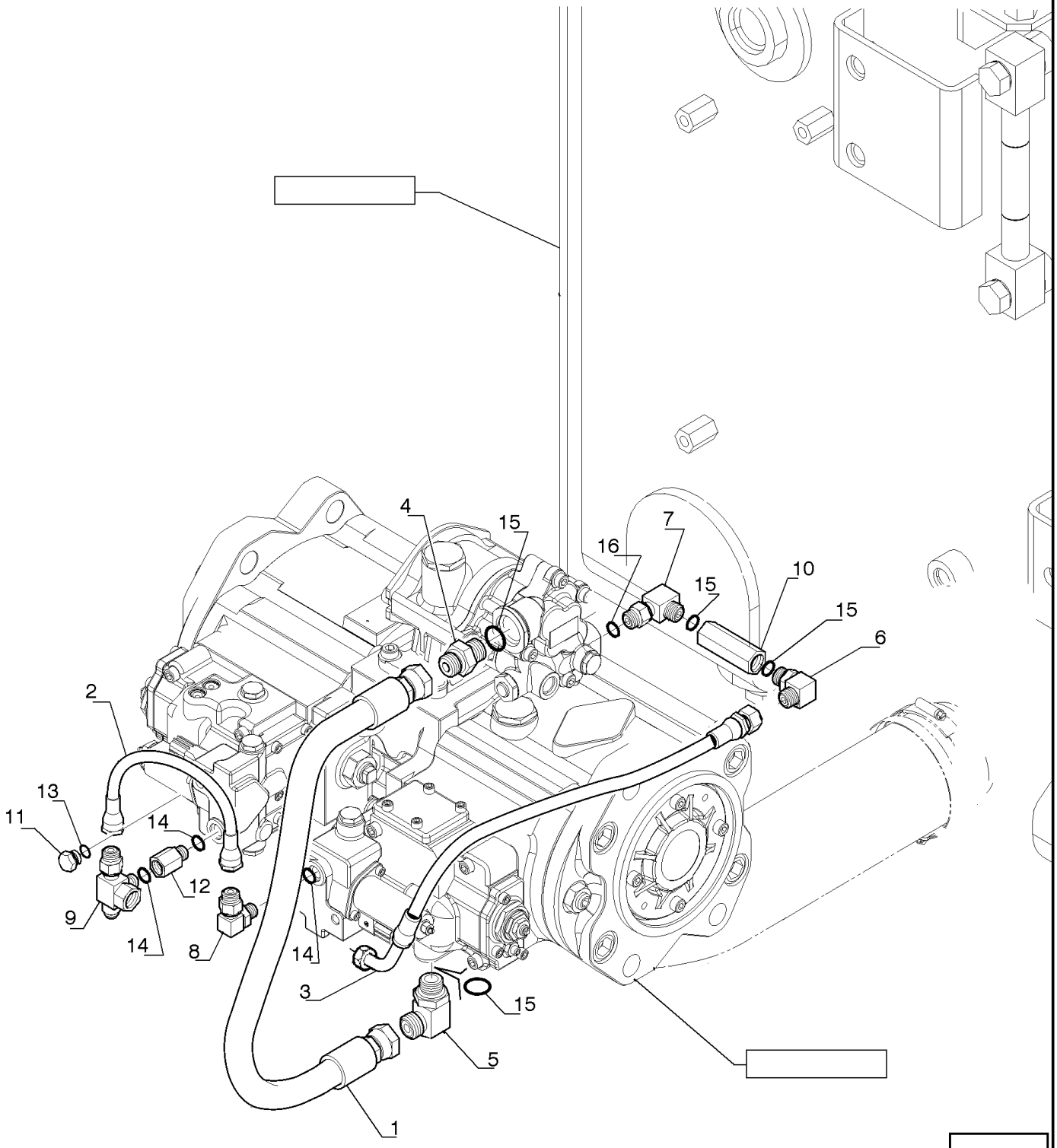

BOMBA, LINHA HIDRÁULICA

REF FN	PART NUMBER	YR/SN	QTY	DESCRIPTION
1	87338497		1	TUBO FLEXÍVEL
2	YN06H01052D1		1	MANGUEIRA
3	ZX33M06054		1	TUBO FLEXÍVEL
4	87634385		1	CONECTOR HIDRÁUL
5	72214734		1	CONECTOR HIDRÁUL
6	72214526		1	CONECTOR HIDRÁUL
7	87532891		1	CONECTOR HIDRÁUL
8	72214735		1	CONECTOR HIDRÁUL
9	87532893		1	CONECTOR HIDRÁUL
10	87338500		1	FILTRO
11	71404615		1	BUJÃO
12	72217409		1	CONECTOR HIDRÁUL
13	70924192		1	O-RING
14	ZD12P01100		4	O-RING
15	ZD12P02400		3	O-RING
16	ZD12P01800		1	O-RING

BOMBA, LINHA HIDRÁULICA

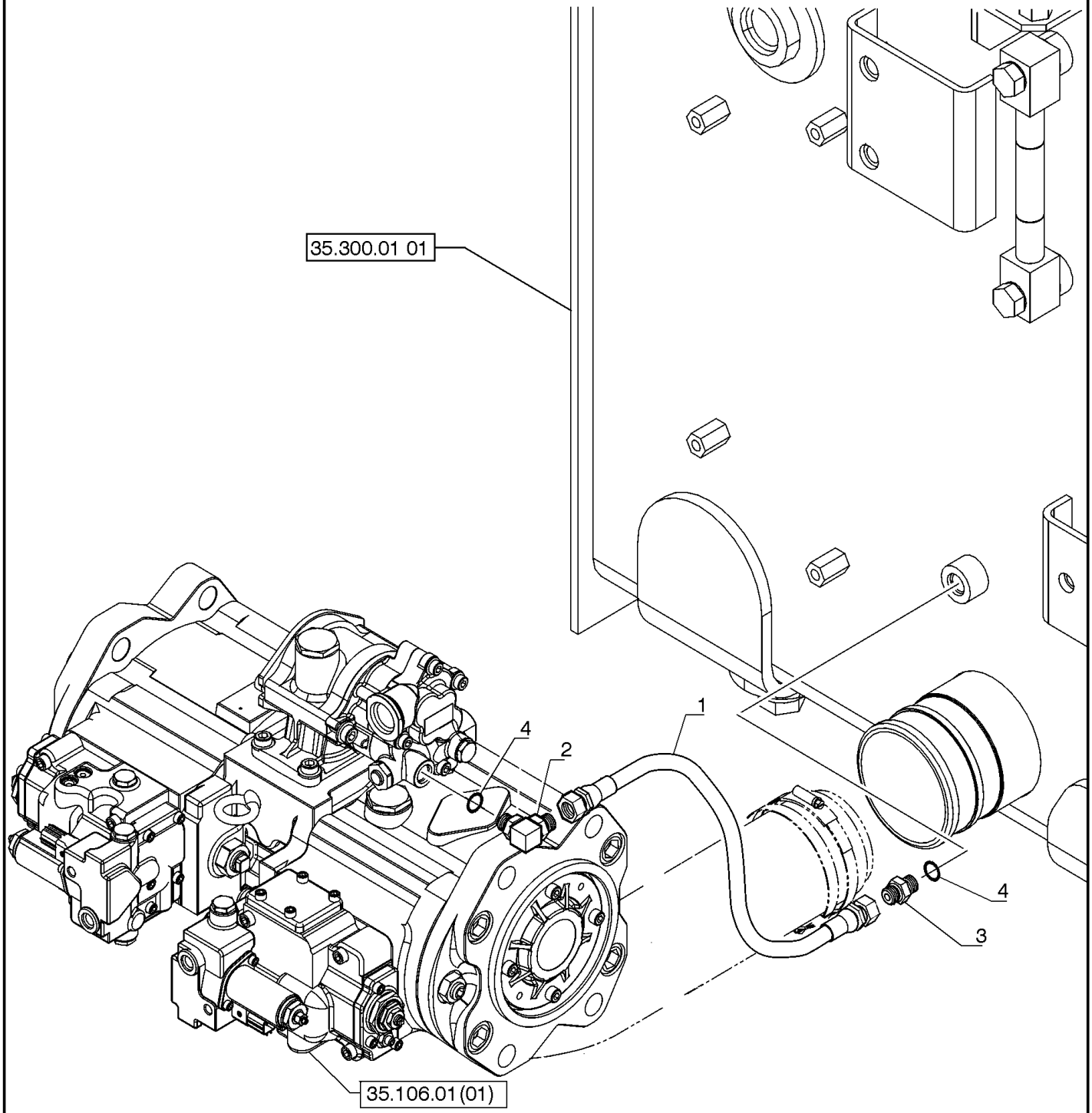

BOMBA, LINHA HIDRÁULICA

REF FN	PART NUMBER	YR/SN	QTY	DESCRIPTION
1	87532888		1	TUBO FLEXÍVEL
2	72214541		1	COTOVELO
3	72214526		1	CONECTOR HIDRÁUL
4	ZD12P02400		2	O-RING

35.128.AD		p1	7/2014

VÁLVULA HIDRÁULICA, GARRA, MADEIRA

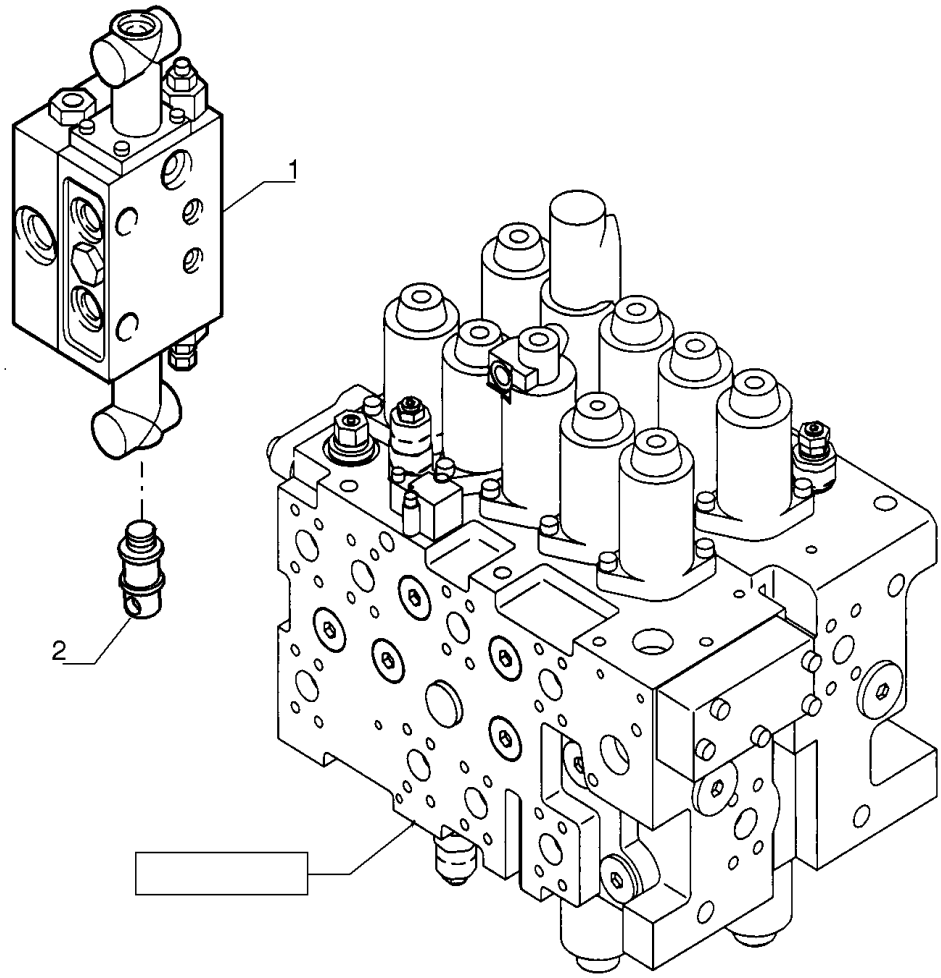

VÁLVULA HIDRÁULICA, GARRA, MADEIRA

REF	FN	PART NUMBER	YR/SN	QTY	DESCRIPTION
1		87386068		1	VÁLVULA HIDRÁULICA
2		87524903		1	SENSOR

35.128.AE		p1	7/2014

VÁLVULA HIDRÁULICA, GARRA, MADEIRA

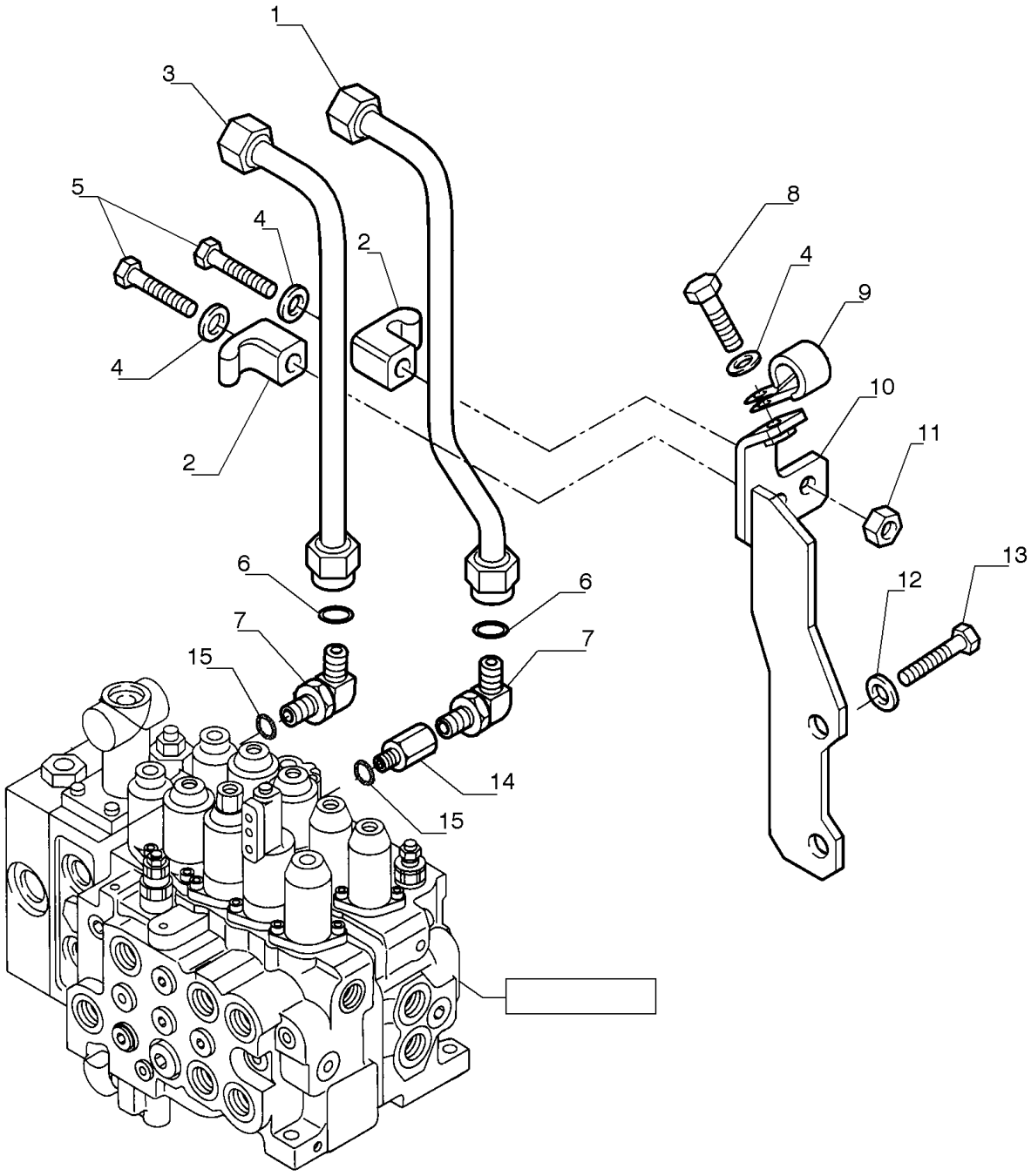

VÁLVULA HIDRÁULICA, GARRA, MADEIRA

REF	FN	PART NUMBER	YR/SN	QTY	DESCRIPTION
1		87720984		1	TUBO 22 mm DIA x 324, 95 mm L
2		72954322		2	BRAÇADEIRA
3		87720927		1	TUBO 260, 95 mm L
4		14496631		3	ARRUELA PLANA M10 x 21 x 2
5		11107431		2	PARAFUSO Hex, M10 x 1.5 x 60mm, Cl 10.9
6		71404166		2	O-RING
7		87532105		2	CONECTOR HIDRÁUL
8		11106231		1	PARAFUSO Hex, M10 x 25, 10.9, Full Thd
9		70929806		1	COLAR
10		87720998		1	SUPORTE
11		11701721		2	PORCA M10, Cl 10
12		11112231		2	PARAFUSO Hex, M12 x 1.75 x 25mm, Cl 10.9, Full Thd
13		14496731		2	ARRUELA PLANA M12 x 24 x 2.5 Thk
14		87721008		1	CONECTOR HIDRÁUL
15		ZD12P01800		3	O-RING

35.220.AA		p1	7/2014

BOMBA HIDRÁULICA, GARRA, MADEIRA

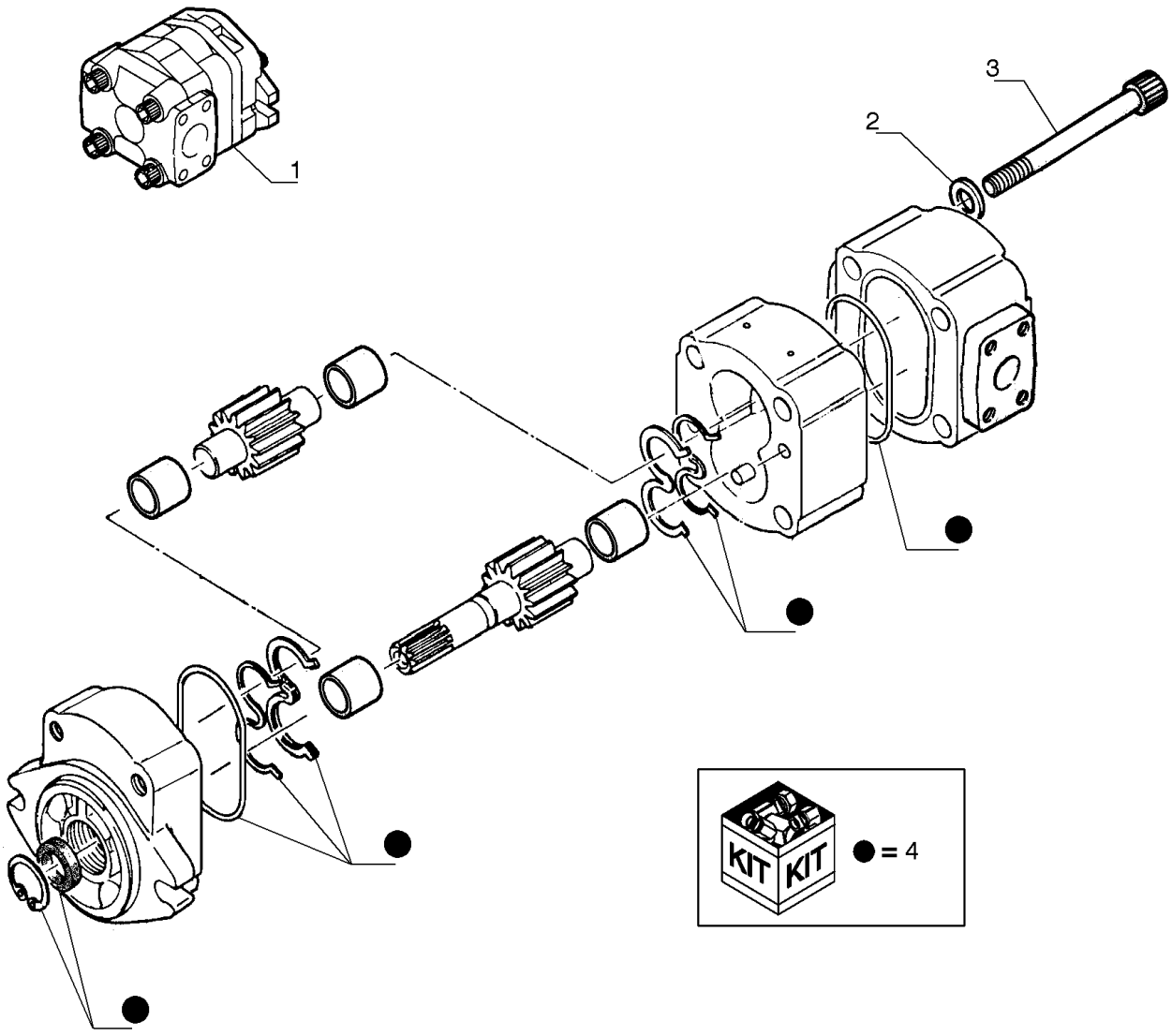

BOMBA HIDRÁULICA, GARRA, MADEIRA

REF	FN	PART NUMBER	YR/SN	QTY	DESCRIPTION
1		72204291		1	BOMBA HIDRÁULICA
2		72210445		4	ARRUELA PLANA
3		72210444		4	PARAFUSO
4		72210446		1	CONJUNTO

35.300.AB	01	p1	7/2014

SISTEMA HIDRÁULICO

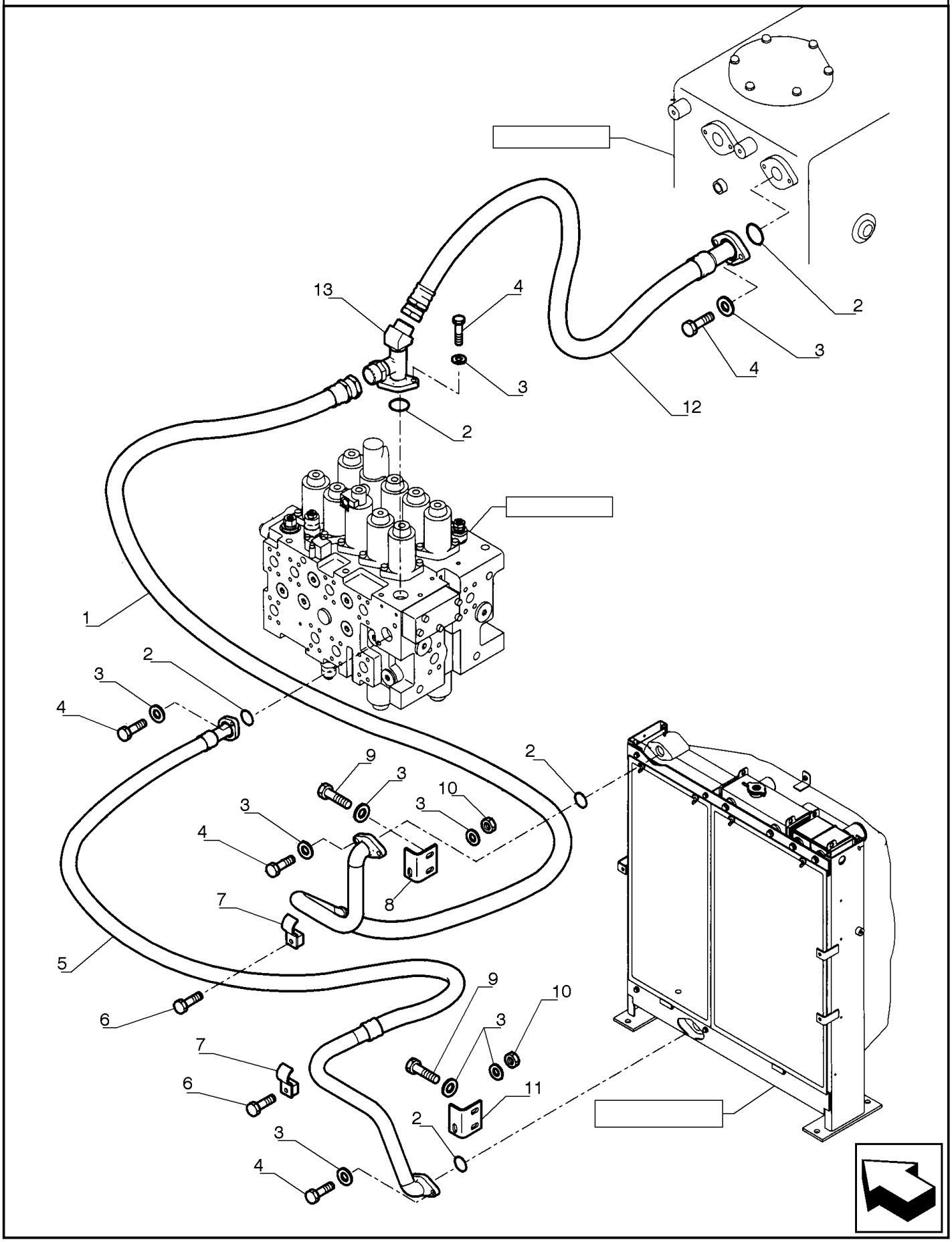

SISTEMA HIDRÁULICO

REF FN	PART NUMBER	YR/SN	QTY	DESCRIPTION
1	87573248		1	TUBO RÍGIDO 35.5 mm OD
2	87397569		5	O-RING
3	14496731		16	ARRUELA PLANA M12 x 24 x 2.5 Thk
4	11112631		10	PARAFUSO Hex, M12 x 35mm, Cl 10.9
5	87533580		1	TUBO RÍGIDO
6	11113331		2	PARAFUSO Hex, M12 x 55mm, Cl 10.9
7	87652158		2	BRAÇADEIRA
8	87652150		1	SUPORTE
9	11112431		4	PARAFUSO Hex, M12 x 30mm, Cl 10.9, Full Thd
10	11702921		2	PORCA M12, Cl 10
11	87652172		1	SUPORTE
12	87533586		1	TUBO FLEXÍVEL
13	87533854		1	CONECTOR HIDRÁUL

SISTEMA HIDRÁULICO

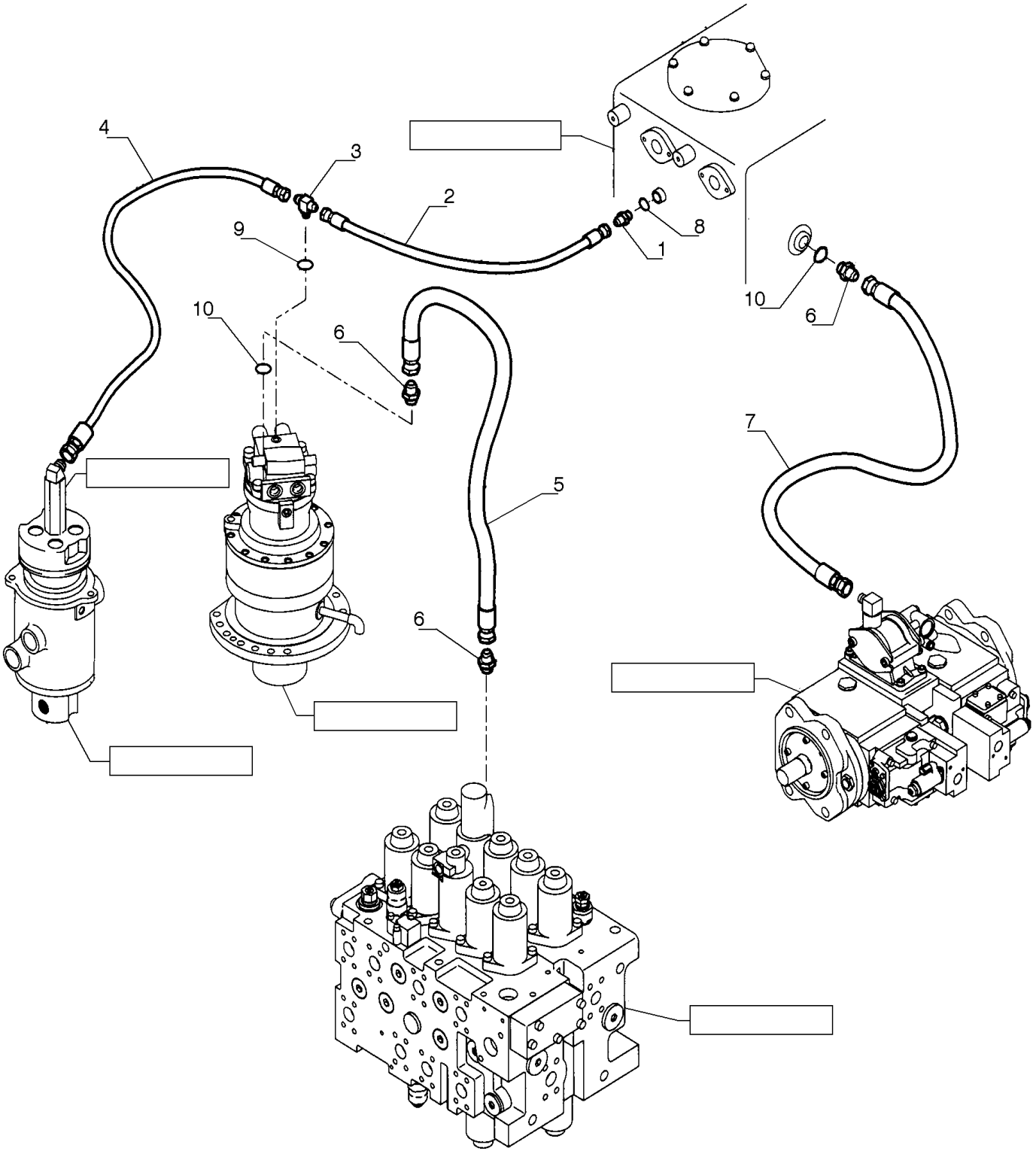

SISTEMA HIDRÁULICO

REF FN	PART NUMBER	YR/SN	QTY	DESCRIPTION
1	72217405		1	CONECTOR HIDRÁUL
2	72214668		1	MANGUEIRA
3	87652157		1	CONECTOR HIDRÁUL
4	87557658		1	TUBO FLEXÍVEL
5	87532949		1	TUBO FLEXÍVEL
6	87652153		3	CONECTOR HIDRÁUL
7	72955472		1	MANGUEIRA
8	ZD12P01800		1	O-RING
9	ZD12P01400		1	O-RING ID 13.80 ± 0.19 x OD 18mm
10	ZD12P02400		3	O-RING

SISTEMA HIDRÁULICO

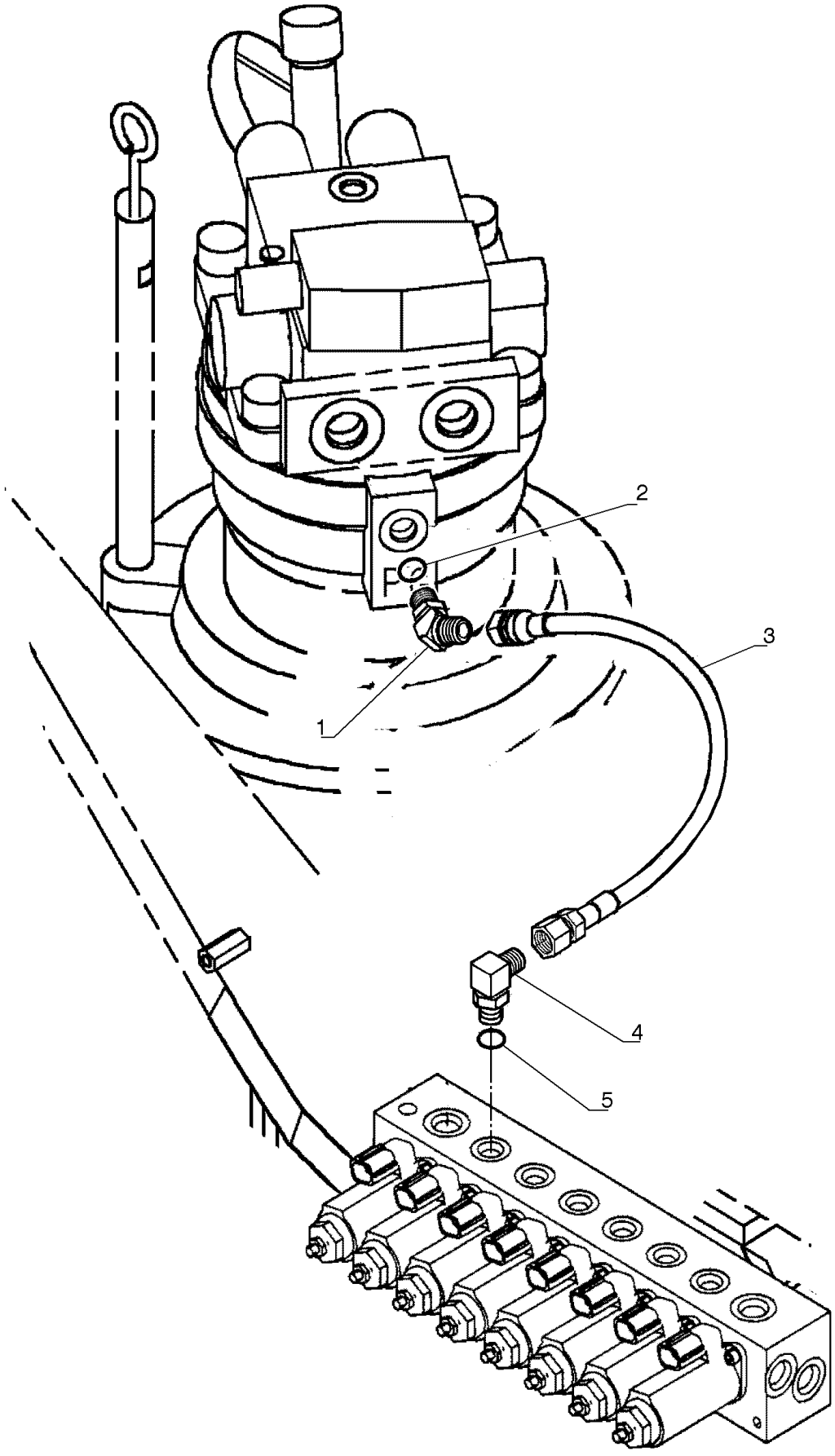

SISTEMA HIDRÁULICO

REF	FN	PART NUMBER	YR/SN	QTY	DESCRIPTION
1		72214542		1	CONECTOR HIDRÁUL
2		ZD12P01800		1	O-RING
3		87524894		1	TUBO FLEXÍVEL 6.35 mm ID x 520.00 mm
4		72214524		1	CONECTOR HIDRÁUL
5		ZD12P01800		1	O-RING

35.300.AB	04	p1	7/2014

TUBO DE RETORNO

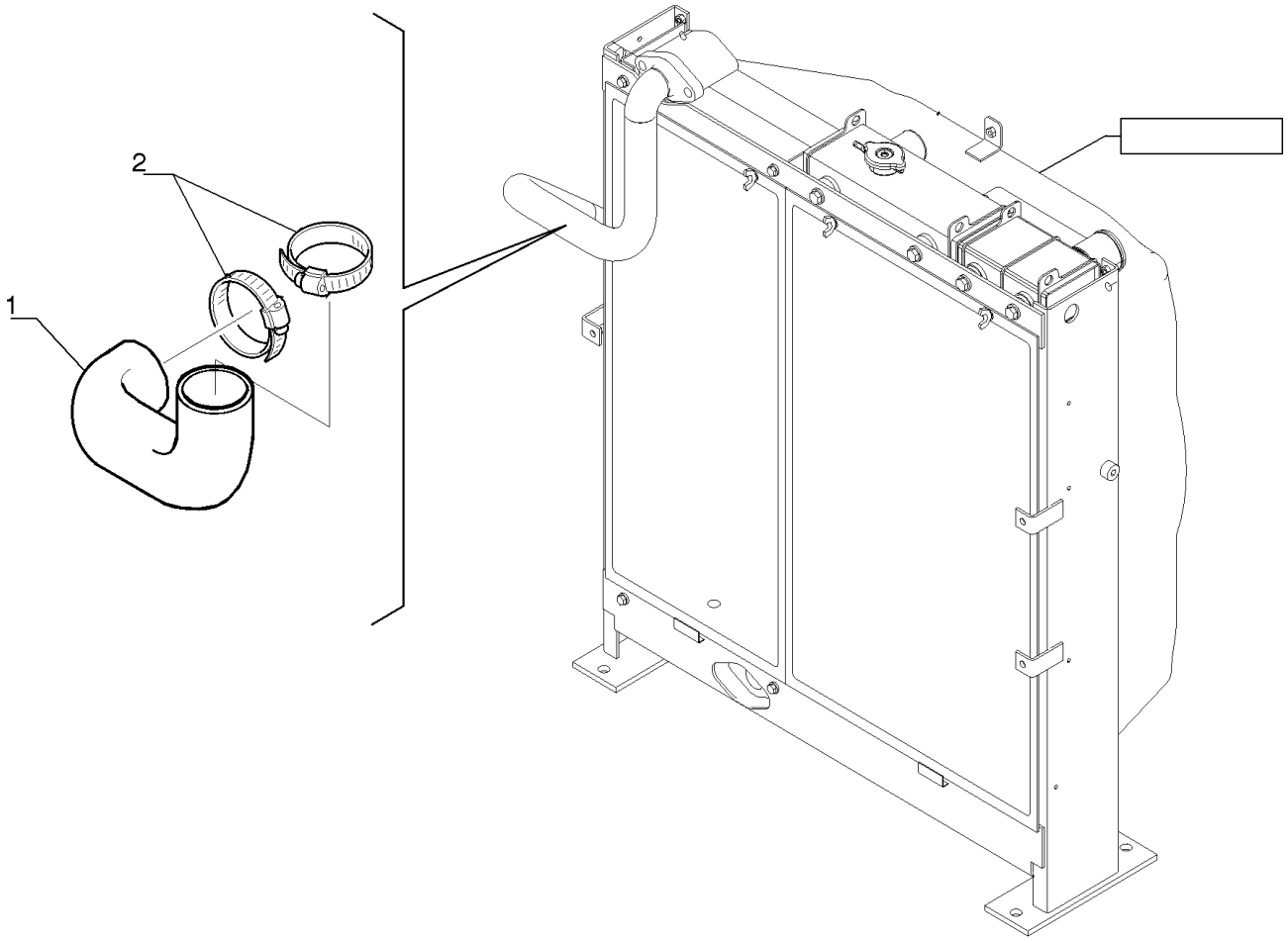

TUBO DE RETORNO

REF FN	PART NUMBER	YR/SN	QTY	DESCRIPTION
1	YN32H01273P1		1	PROTEÇÃO
2	72951499		2	GRAMPO

35.300.AI		p1	7/2014

RESERVATÓRIO HIDRÁULICO

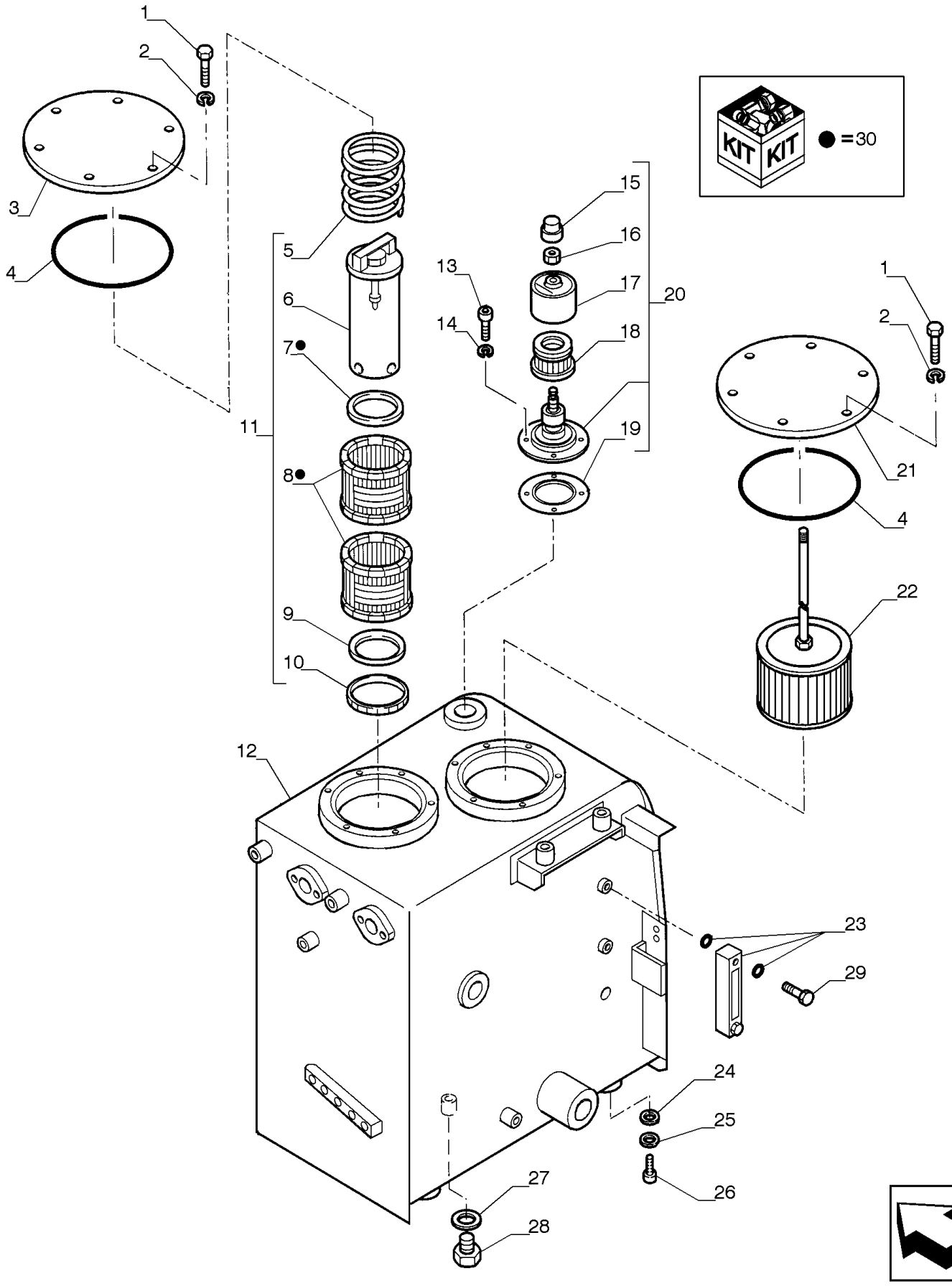

RESERVATÓRIO HIDRÁULICO

REF	FN	PART NUMBER	YR/SN	QTY	DESCRIPTION
1		11106131		12	PARAFUSO Hex, M10 x 22mm, Cl 10.9, Full Thd
2		10571871		12	TRAVA DA ARRUELA M10
3		84521888		1	COBERTURA
4		14482780		2	O-RING 177.2mm ID x 5.33mm Width
5		72962321		1	MOLA
6		72150710		1	VÁLVULA
7		72957828		1	O-RING
8		YN52V01021P1		2	CARTUCHO FILTRO
9		72150790		1	ESTRUTURA
10		72150175		1	EMBALAGEM
11		YN52V01016F4		1	FILTRO DE ÓLEO HIDRÁULICO
12		47366065		1	RESERVATÓRIO DE ÓLEO HIDR
13		14305231		4	PARAFUSO ALLEN M6 x 16mm, Cl 10.9, Full Thd
14		10516471		4	TRAVA DA ARRUELA
15		72214504		1	GUARDA PÓ
16		72214500		1	PORCA
17		72214503		1	COBERTURA
18		72214502		1	ELEMENTO
19		72214501		1	VEDAÇÃO
20		72202082		1	BREATHER ASSY.
21		75261989		1	COBERTURA
22		72230408		1	FILTRO DE ÓLEO HIDRÁULICO
23		87524750		1	MEDIDOR DE NÍVEL
24		87631084		AR	CALÇO DE AFINAÇÃO
25		496-21066		4	ARRUELA PLANA 21/32" x 1 5/16" x .150"
26		11118531		4	PARAFUSO Hex, M16 x 40, 10.9
27		71404162		1	O-RING
28		71406271		1	BUJÃO
29		84319614		2	PARAFUSO

35.310.AA	01	p1	7/2014

DISTRIBUIDOR E SUPORTES

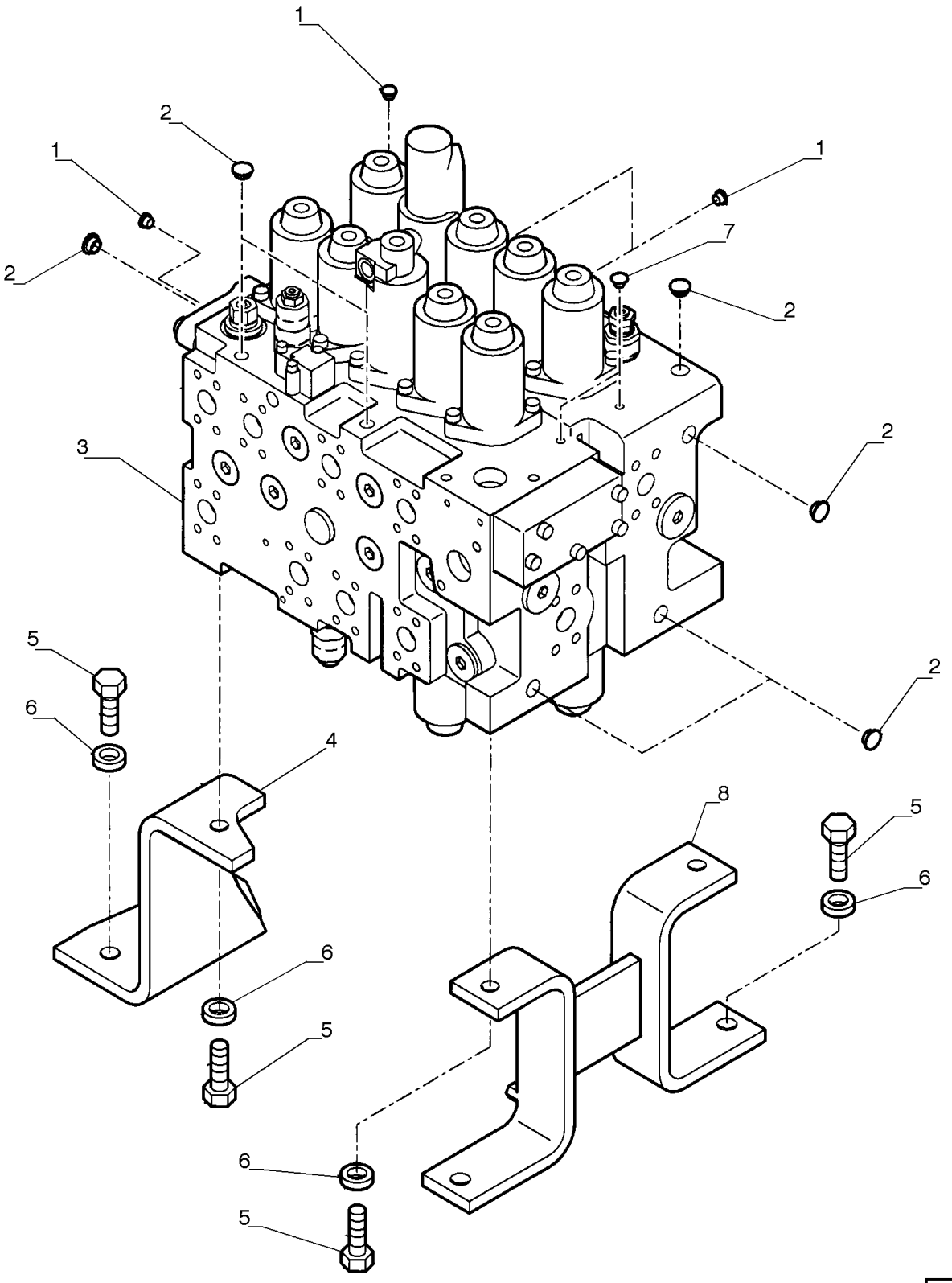

DISTRIBUIDOR E SUPORTES

REF FN	PART NUMBER	YR/SN	QTY	DESCRIPTION
1	YN64H01391D1		4	TAMPA
2	87643223		7	BUJÃO
3	YN30V00126F2		1	VÁLVULA HIDRÁULICA
4	87616305		1	SUPORTE
5	11118731		7	PARAFUSO Hex, M16 x 45, 10.9
6	14496931		7	ARRUELA PLANA M16 x 30 x 3
7	YN64H01393D1		2	TAMPA
8	87616308		1	SUPORTE

35.310.AA	02	p1	7/2014

DISTRIBUIDOR

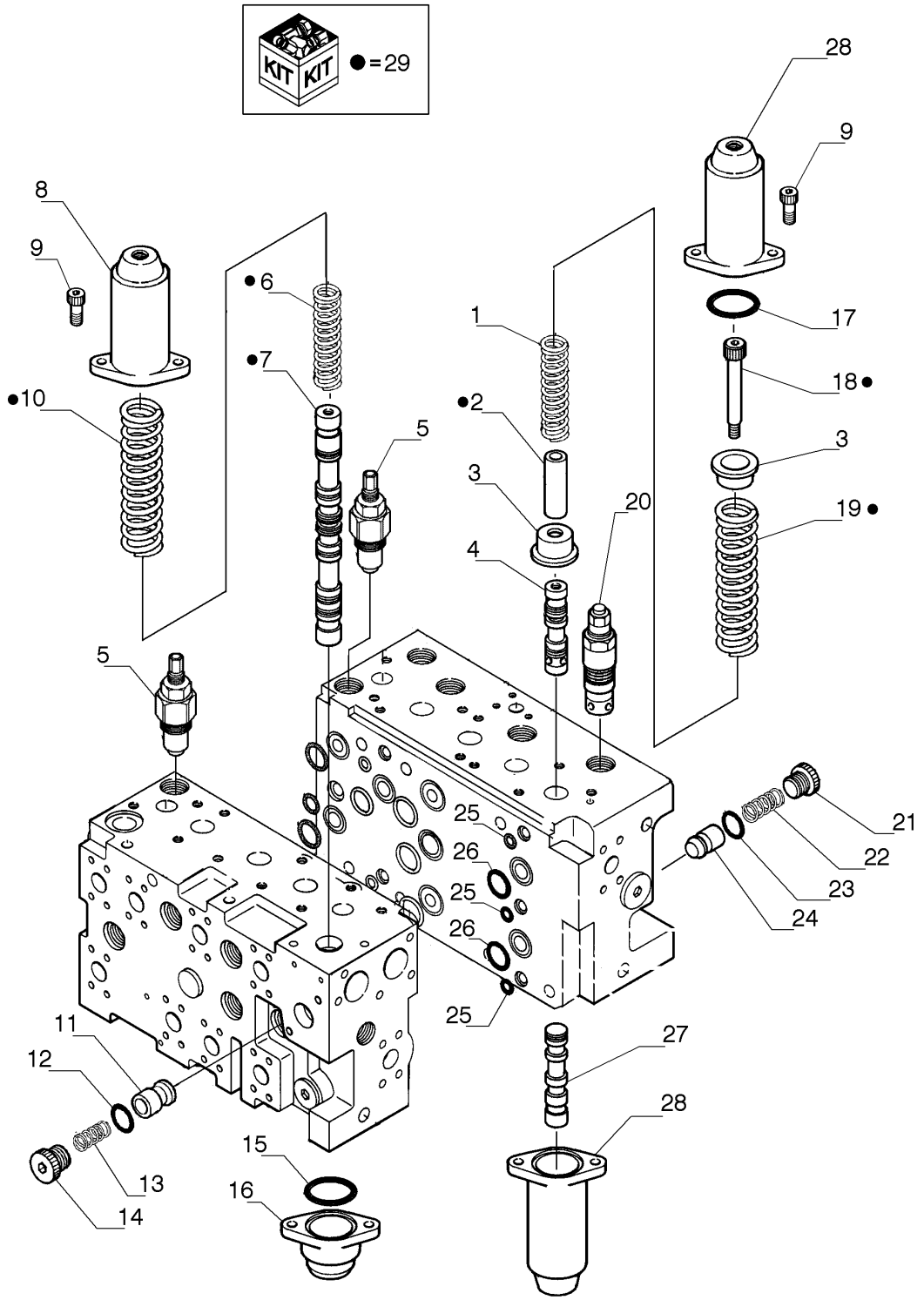

DISTRIBUIDOR

REF FN	PART NUMBER	YR/SN	QTY	DESCRIPTION
1	YN30V00101S329		1	MOLA
2	72210125		2	PARADA
3	72210127		4	SEDE/ALOJAMENTO
4	YN30V00101S309		1	CARRETO
5	LB30V00015F1		2	VÁLVULA ALÍVIO DA PRESSÃO
6	87333132		1	MOLA
7	YN30V00116S306		1	CARRETO
8	YN30V00101S201		1	PROTEÇÃO
9	14306470		8	PARAFUSO M8 x 25mm
10	72210124		1	MOLA
11	YN30V00101S341		1	VÁLVULA HIDRÁULICA
12	72209838		1	O-RING
13	72210091		1	MOLA
14	YN30V00001S551		1	BUJÃO
15	ZD12G04000		1	O-RING 39.40mm ID x 45.60mm OD x 3.10mm
16	YN30V00001S205		1	COBERTURA
17	72950285		3	O-RING
18	72210126		2	PARAFUSO
19	YN30V00101S327		1	MOLA
20	YN22V00001F8		1	VÁLVULA HIDRÁULICA
21	72211160		1	BUJÃO
22	YN30V00101S522		1	MOLA
23	72209824		1	O-RING
24	72958811		1	OBTURADOR
25	72210077		3	O-RING
26	72209839		2	O-RING
27	LQ30V00028S307		1	CARRETO
28	YF30V00011S202		2	COBERTURA
29	YN30V00101R210		1	KIT DE REPARO
30	LQ30V00028R220		1	KIT DE REPARO

35.310.AA	03	p1	7/2014

DISTRIBUIDOR

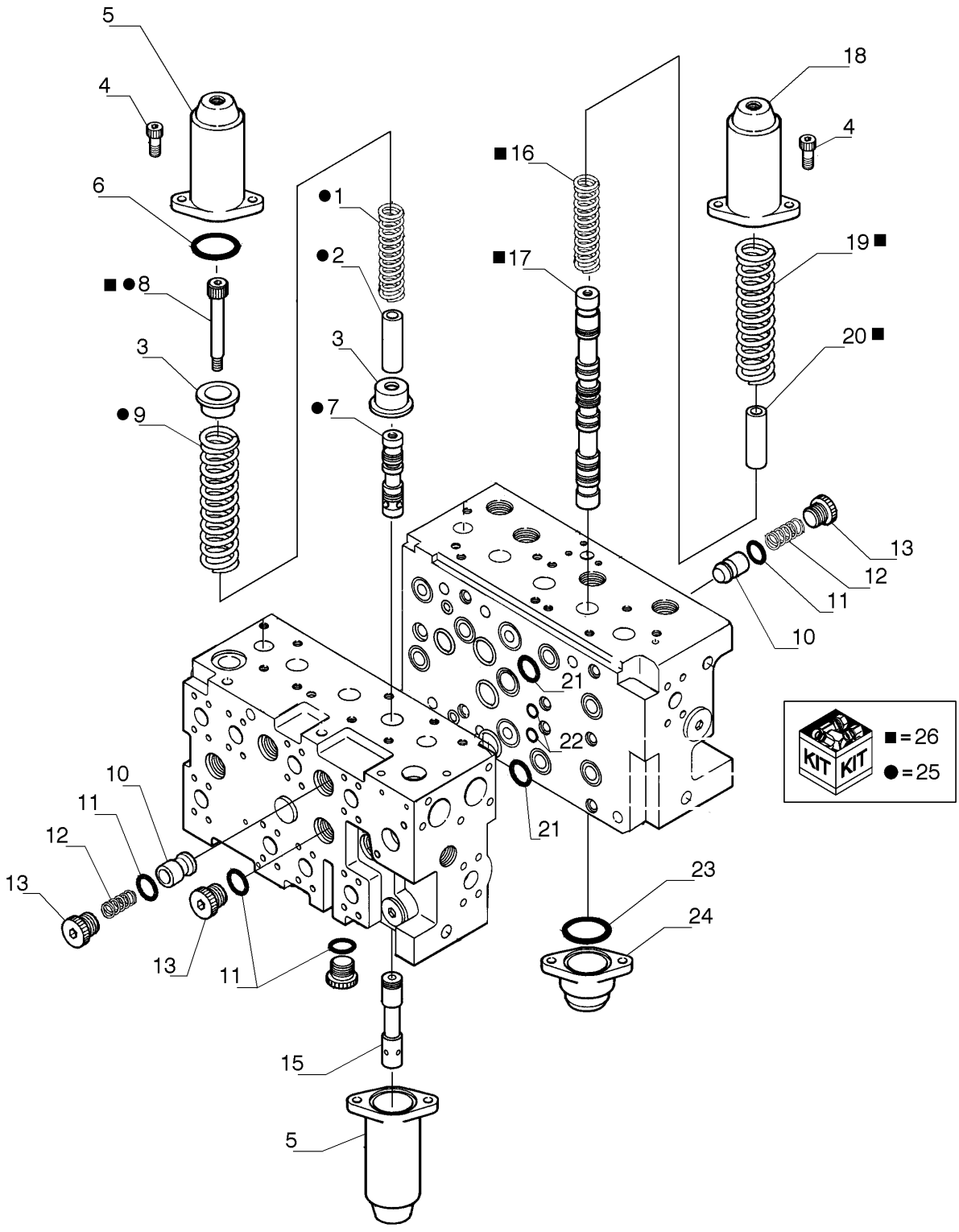

DISTRIBUIDOR

REF FN	PART NUMBER	YR/SN	QTY	DESCRIPTION
1	YN30V00101S326		1	MOLA
2	YN30V00001S339		1	PARADA
3	72210127		4	SEDE/ALOJAMENTO
4	14306470		8	PARAFUSO M8 x 25mm
5	YF30V00011S202		2	COBERTURA
6	72950285		3	O-RING
7	YN30V00101S305		1	CARRETO
8	72210126		2	PARAFUSO
9	72964212		1	MOLA
10	YN30V00101S341		2	VÁLVULA HIDRÁULICA
11	72209838		2	O-RING
12	72210091		2	MOLA
13	YN30V00001S551		3	BUJÃO
14	72210072		1	BUJÃO
15	YN30V00101S310		1	CARRETO
16	87333132		1	MOLA
17	YN30V00116S306		1	CARRETO
18	YN30V00101S201		1	PROTEÇÃO
19	72210124		1	MOLA
20	72210125		1	PARADA
21	ZD12P03800		2	O-RING
22	72210077		2	O-RING
23	ZD12G04000		1	O-RING 39.40mm ID x 45.60mm OD x 3.10mm
24	YN30V00001S205		1	COBERTURA
25	YN30V00101R140		1	KIT DE REPARO
26	YN30V00116R150		1	KIT DE REPARO

35.310.AA	04	p1	7/2014

DISTRIBUIDOR

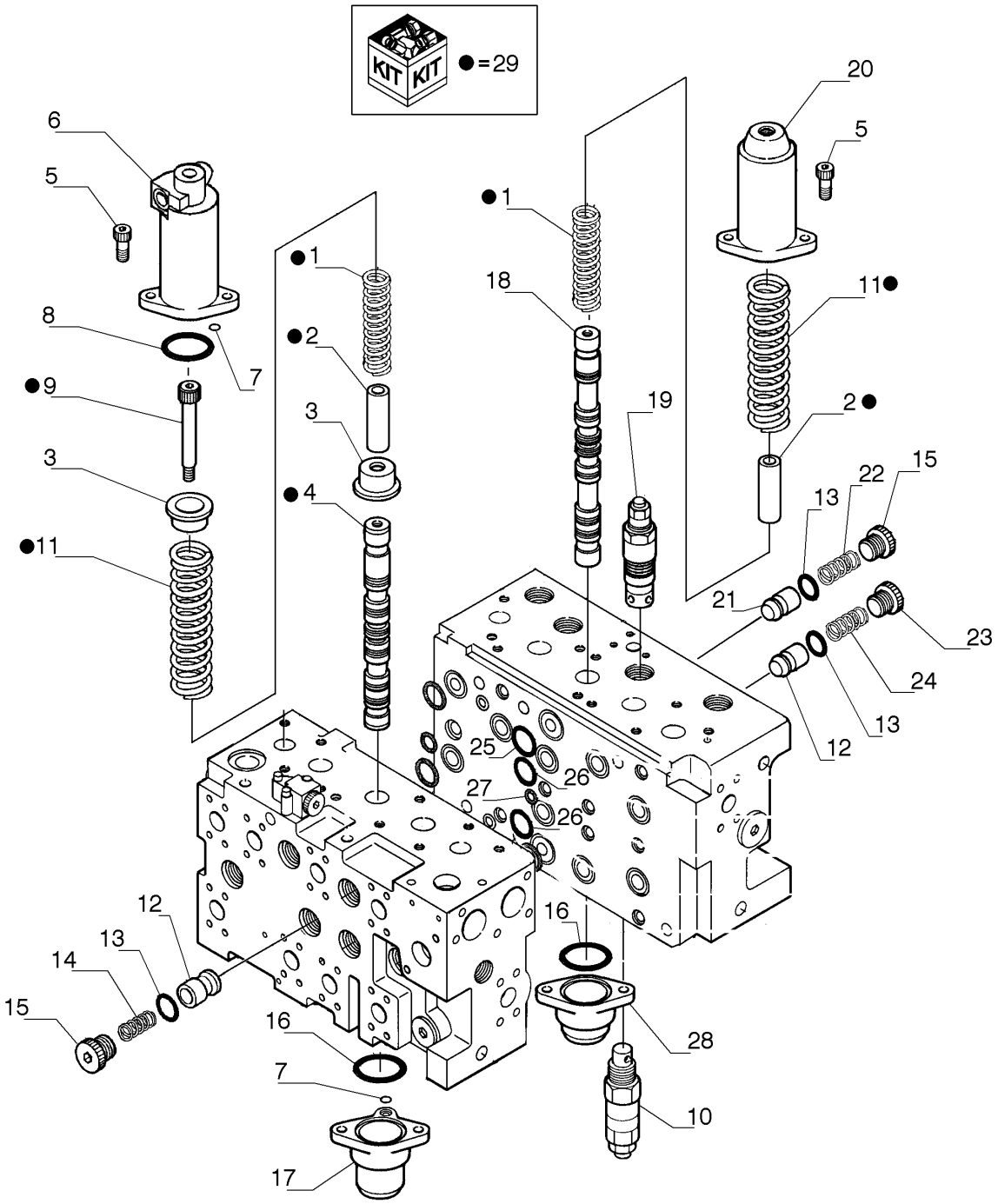

DISTRIBUIDOR

REF FN	PART NUMBER	YR/SN	QTY	DESCRIPTION
1	72964211		2	MOLA
2	72210125		2	PARADA
3	72210127		4	SEDE/ALOJAMENTO
4	YN30V00101S303		1	CARRETO
5	14306470		8	PARAFUSO M8 x 25mm
6	YN30V00101S204		1	PROTEÇÃO
7	ZD12P00700		2	O-RING
8	72950285		2	O-RING
9	72210126		2	PARAFUSO
10	72210098		1	VÁLVULA HIDRÁULICA
11	72964210		2	MOLA
12	YN30V00101S341		2	VÁLVULA HIDRÁULICA
13	72209839		3	O-RING
14	72210093		1	MOLA
15	72209841		2	BUJÃO
16	ZD12G04000		2	O-RING 39.40mm ID x 45.60mm OD x 3.10mm
17	YN30V00101S206		1	PROTEÇÃO
18	YN30V00101S010		1	CARRETO
19	72210099		1	VÁLVULA HIDRÁULICA
20	YN30V00101S203		1	PROTEÇÃO
21	YN30V00101S514		1	VÁLVULA HIDRÁULICA
22	72210094		1	MOLA
23	YN30V00001S551		1	BUJÃO
24	72210091		1	MOLA
25	71444332		2	O-RING
26	72209839		2	O-RING
27	72210077		1	O-RING
28	YN30V00001S205		1	COBERTURA
29	YN30V00101R120		1	KIT DE REPARO
30	YN30V00101R220		1	CARRETO

35.310.AA	05	p1	7/2014

DISTRIBUIDOR

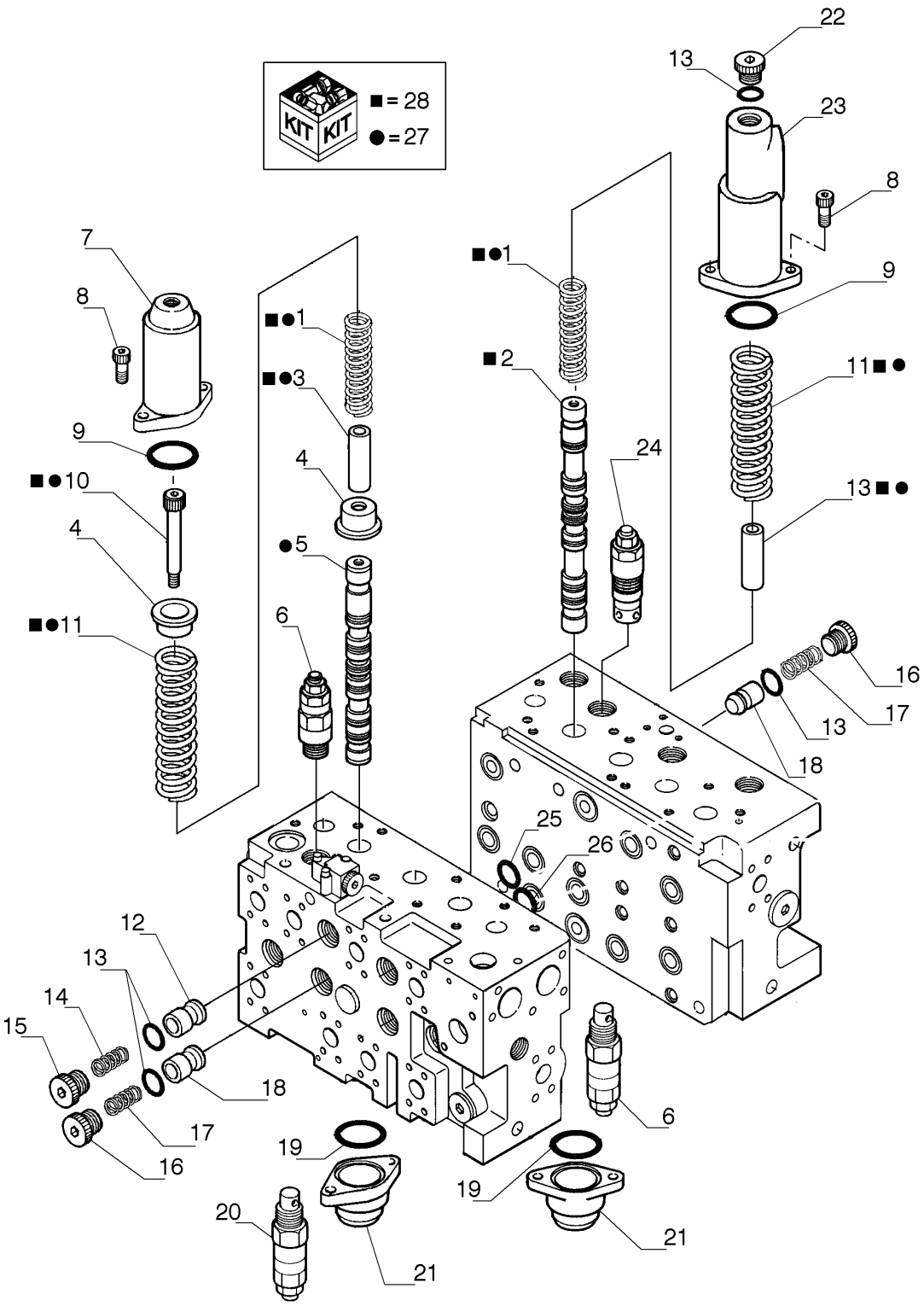

DISTRIBUIDOR

REF FN	PART NUMBER	YR/SN	QTY	DESCRIPTION
1	72964211		2	MOLA
2	YN30V00126S304		1	CONJUNTO SPOOL
3	72210125		2	PARADA
4	72210127		4	SEDE/ALOJAMENTO
5	YN30V00116S302		1	CARRETO
6	72210099		2	VÁLVULA HIDRÁULICA
7	YN30V00101S201		1	PROTEÇÃO
8	14306470		8	PARAFUSO M8 x 25mm
9	72950285		2	O-RING
10	72210126		2	PARAFUSO
11	72964210		2	MOLA
12	YN30V00101S341		1	VÁLVULA HIDRÁULICA
13	72209839		4	O-RING
14	72210094		2	MOLA
15	72209841		1	BUJÃO
16	YN30V00001S551		2	BUJÃO
17	72210091		2	MOLA
18	YN30V00101S341		2	VÁLVULA HIDRÁULICA
19	ZD12G04000		2	O-RING 39.40mm ID x 45.60mm OD x 3.10mm
20	72210100		1	VÁLVULA HIDRÁULICA
21	YN30V00001S205		2	COBERTURA
22	YN30V00001S551		1	BUJÃO
23	YN30V00101S209		1	PROTEÇÃO
24	72210098		1	VÁLVULA HIDRÁULICA
25	72209839		1	O-RING
26	71444332		1	O-RING
27	YN30V00116R110		1	KIT DE REPARO
28	YN30V00116R130		1	KIT DE REPARO

35.310.AA	06	p1	7/2014

DISTRIBUIDOR

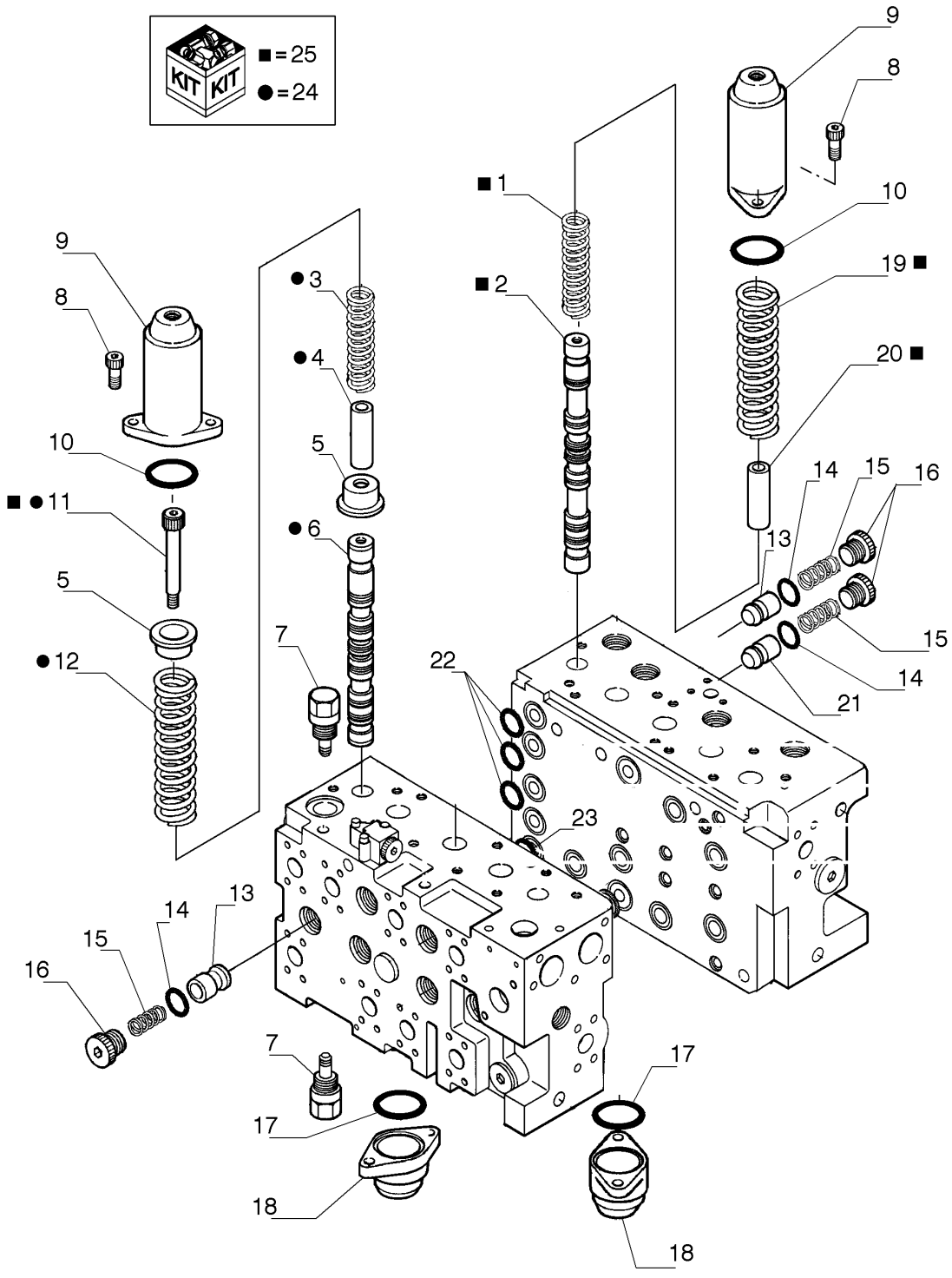

DISTRIBUIDOR

REF FN	PART NUMBER	YR/SN	QTY	DESCRIPTION
1	YN30V00101S328		1	MOLA
2	YN30V00126S308		1	CONJUNTO SPOOL
3	87333132		1	MOLA
4	72210125		1	PARADA
5	72210127		4	SEDE/ALOJAMENTO
6	YN30V00101S311		1	CARRETO
7	YN30V01062P1		2	BUJÃO
8	14306470		8	PARAFUSO M8 x 25mm
9	YN30V00101S201		2	PROTEÇÃO
10	72950285		2	O-RING
11	72210126		2	PARAFUSO
12	72210124		1	MOLA
13	YN30V00101S341		2	VÁLVULA HIDRÁULICA
14	72209838		2	O-RING
15	72210091		3	MOLA
16	YN30V00001S551		3	BUJÃO
17	ZD12G04000		2	O-RING 39.40mm ID x 45.60mm OD x 3.10mm
18	YN30V00001S205		2	COBERTURA
19	72964211		1	MOLA
20	YN30V00101S340		1	GRAMPO
21	2436U1231S513		1	OBTURADOR
22	72209839		3	O-RING
23	ZD12P03800		1	O-RING
24	YN30V00101R210		1	KIT DE REPARO
25	YN30V00116R170		1	KIT DE REPARO

35.310.AA	07	p1	7/2014

DISTRIBUIDOR

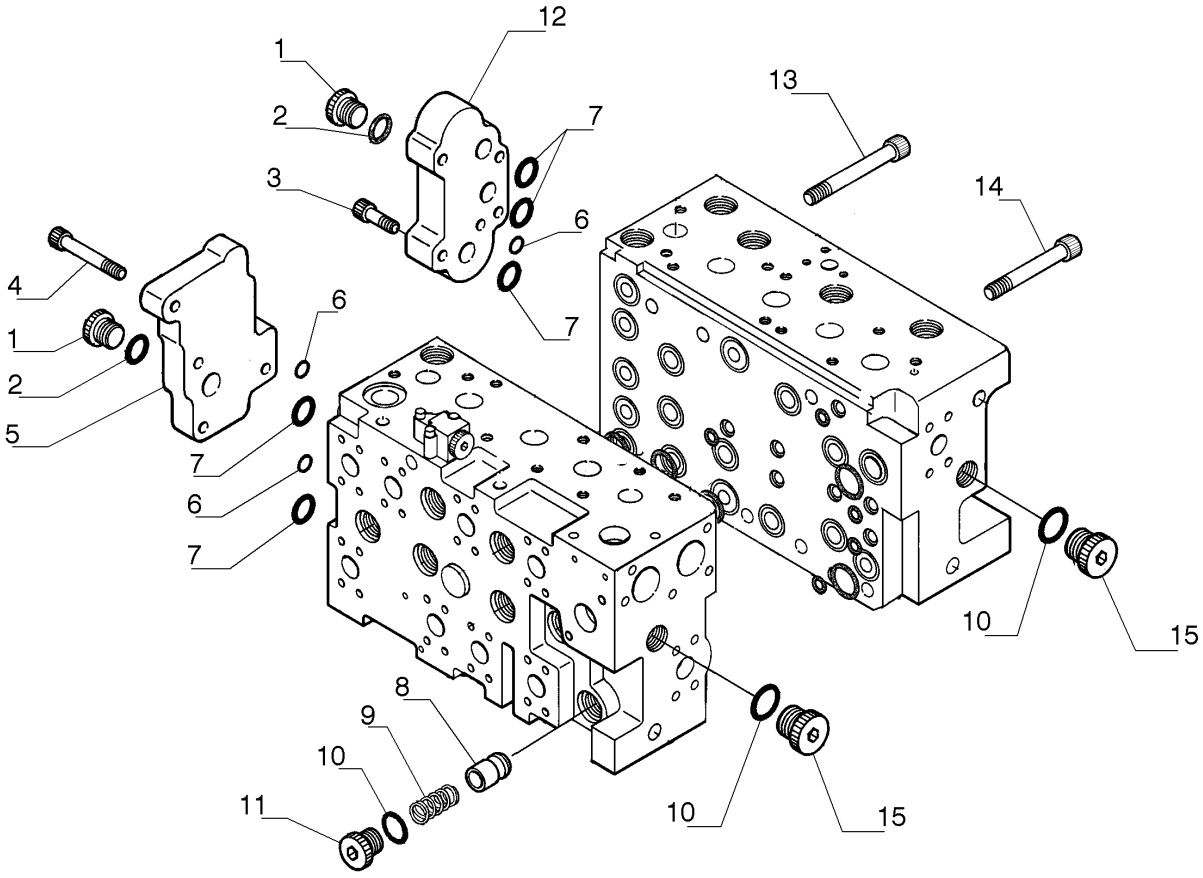

DISTRIBUIDOR

REF FN	PART NUMBER	YR/SN	QTY	DESCRIPTION
1	72210073		2	BUJÃO
2	72209821		2	O-RING
3	14311070		4	PARAFUSO M12 x 25mm
4	14422170		4	PARAFUSO M12 x 35mm
5	YF30V00011S213		1	PLACA
6	72210077		3	O-RING
7	72209839		5	O-RING
8	YN30V00101S341		2	VÁLVULA HIDRÁULICA
9	72210091		2	MOLA
10	72209838		4	O-RING
11	YN30V00001S551		2	BUJÃO
12	YF30V00011S212		1	PLACA
13	LC30V00036S974		2	PARAFUSO
14	LC30V00036S973		8	PARAFUSO
15	72210072		2	BUJÃO

35.310.AA	08	p1	7/2014

DISTRIBUIDOR

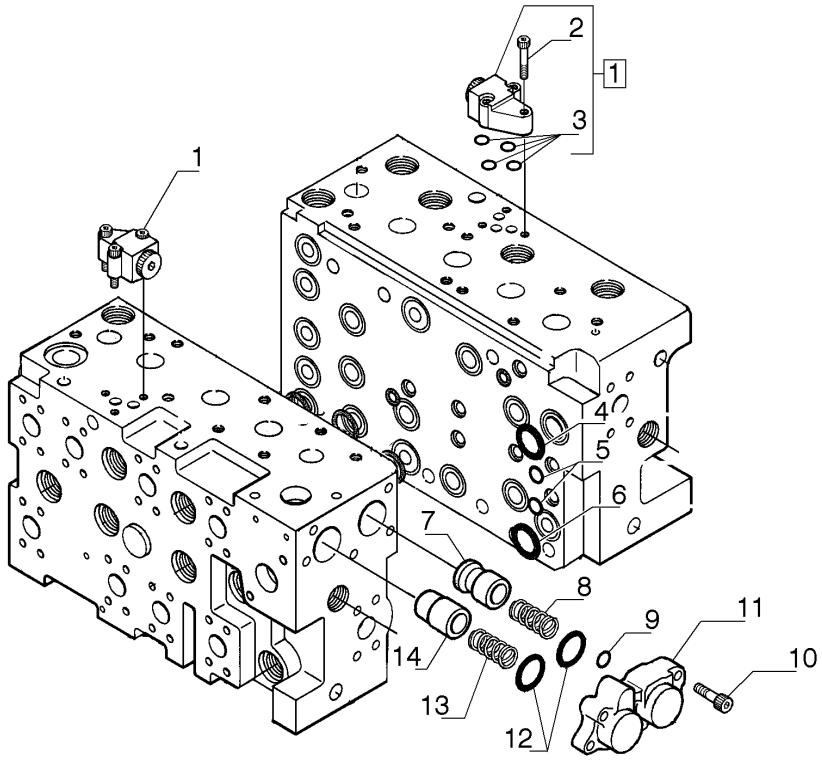

DISTRIBUIDOR

REF FN	PART NUMBER	YR/SN	QTY	DESCRIPTION
1	YN30V00119F1		2	VÁLVULA
2	14305670		3	PARAFUSO M6 x 35mm, Cl 12.9
3	72215596		4	JUNTA
4	71444332		1	O-RING
5	72210077		1	O-RING
6	72209839		1	O-RING
7	YN30V00101S518		1	VÁLVULA HIDRÁULICA
8	YN30V00101S528		1	MOLA
9	72215596		1	JUNTA
10	14306670		5	PARAFUSO M8 x 35mm
11	YN30V00101S207		1	PROTEÇÃO
12	72210088		2	O-RING
13	YN30V00101S527		1	MOLA
14	YN30V00101S517		1	VÁLVULA HIDRÁULICA

35.310.AA	09	p1	7/2014

VÁLVULA DE CONTROLE

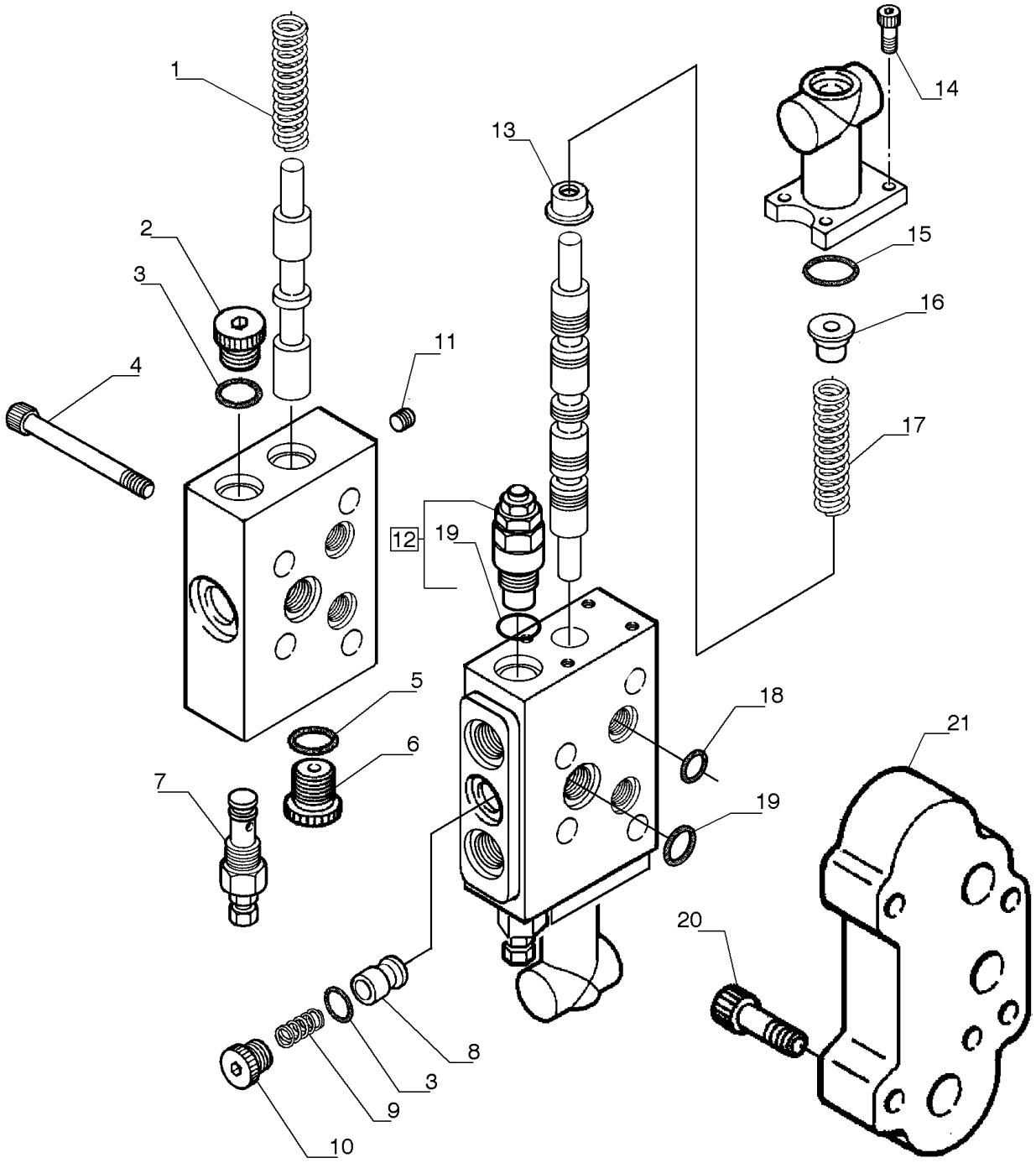

VÁLVULA DE CONTROLE

REF FN	PART NUMBER	YR/SN	QTY	DESCRIPTION
1	YN30V00107S321		1	MOLA
2	72209842		1	BUJÃO
3	72209823		2	O-RING
4	14359570		4	PARAFUSO ALLEN M8 x 1.25 x 80mm, Cl 12.9
5	71404166		1	O-RING
6	YN30V00107S152		1	BUJÃO
7	YN22V00040F2		1	VÁLVULA HIDRÁULICA
8	YA30V00002S511		1	VÁLVULA DO OBTURADOR
9	YA30V00002S521		1	MOLA
10	YA30V00002S551		1	BUJÃO
11	72209815		1	BUJÃO
12	YN22V00041F2		2	VÁLVULA HIDRÁULICA
13	YA30V00002S331		2	VEDAÇÃO
14	YN35V00017S171		8	PARAFUSO
15	YN30V00108S261		2	O-RING
16	YA30V00002S332		2	SEDE/ALOJAMENTO
17	EM30V00001S321		2	MOLA
18	72210077		6	O-RING
19	72209824		4	O-RING
20	14311070		4	PARAFUSO M12 x 25mm
21	YN30V00108S121		1	PLACA

35.310.AC	01	p1	7/2014

VÁLVULA CONTROLE, COMPONENTES

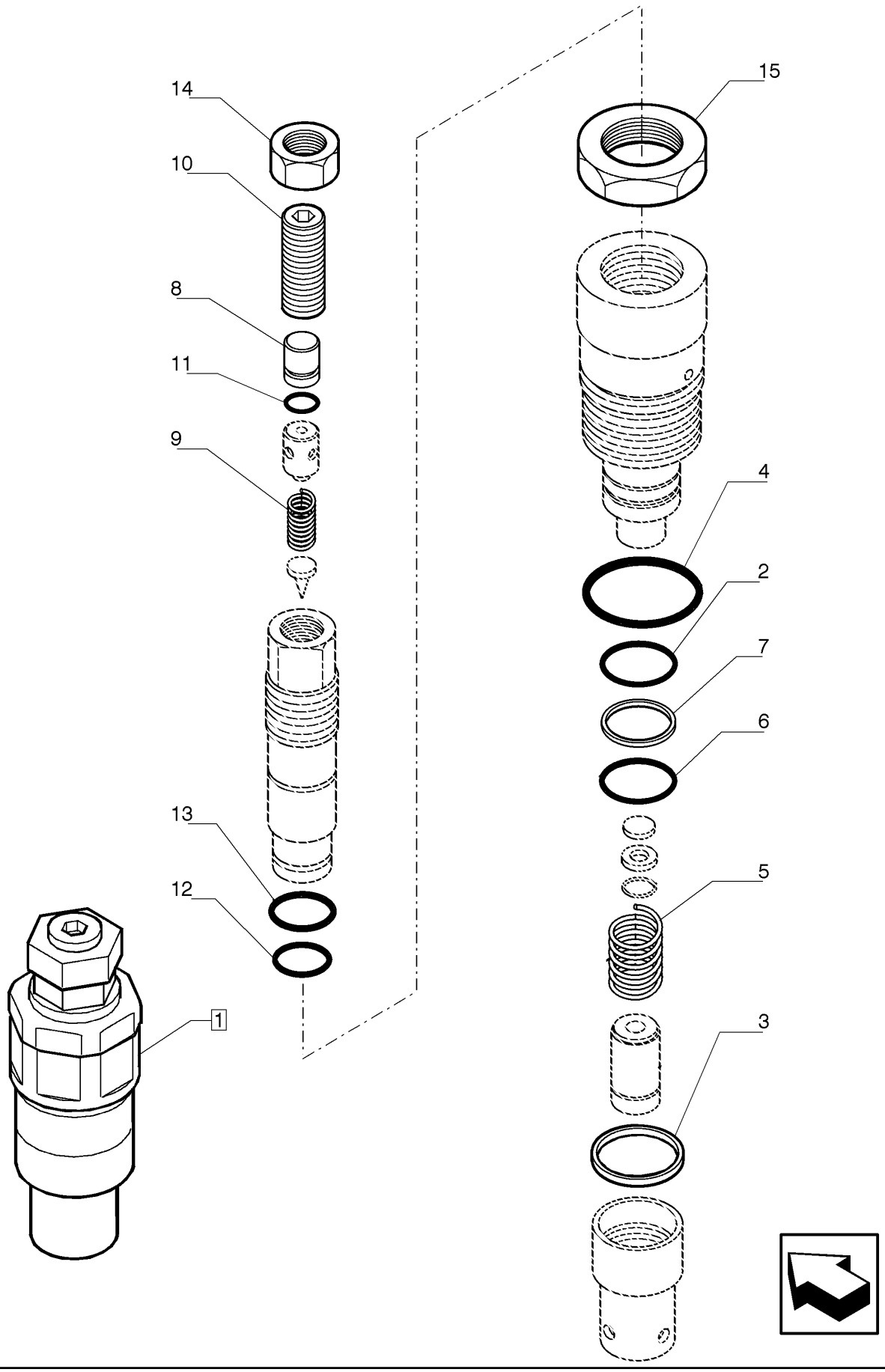

VÁLVULA CONTROLE, COMPONENTES

REF FN	PART NUMBER	YR/SN	QTY	DESCRIPTION
1	YN22V00001F8		1	VÁLVULA HIDRÁULICA
2	72215525		1	ANEL
3	72215526		1	ESPAÇADOR
4	72209825		1	O-RING
5	72215527		1	MOLA
6	72215528		1	JUNTA
7	72215529		1	ANEL
8	72216206		1	ESPAÇADOR
9	72216207		1	MOLA
10	72216208		1	BUJÃO
11	72209818		1	O-RING
12	72209820		1	O-RING
13	72209823		1	O-RING
14	72216209		1	PORCA
15	72216210		1	PORCA

VÁLVULA CONTROLE, COMPONENTES

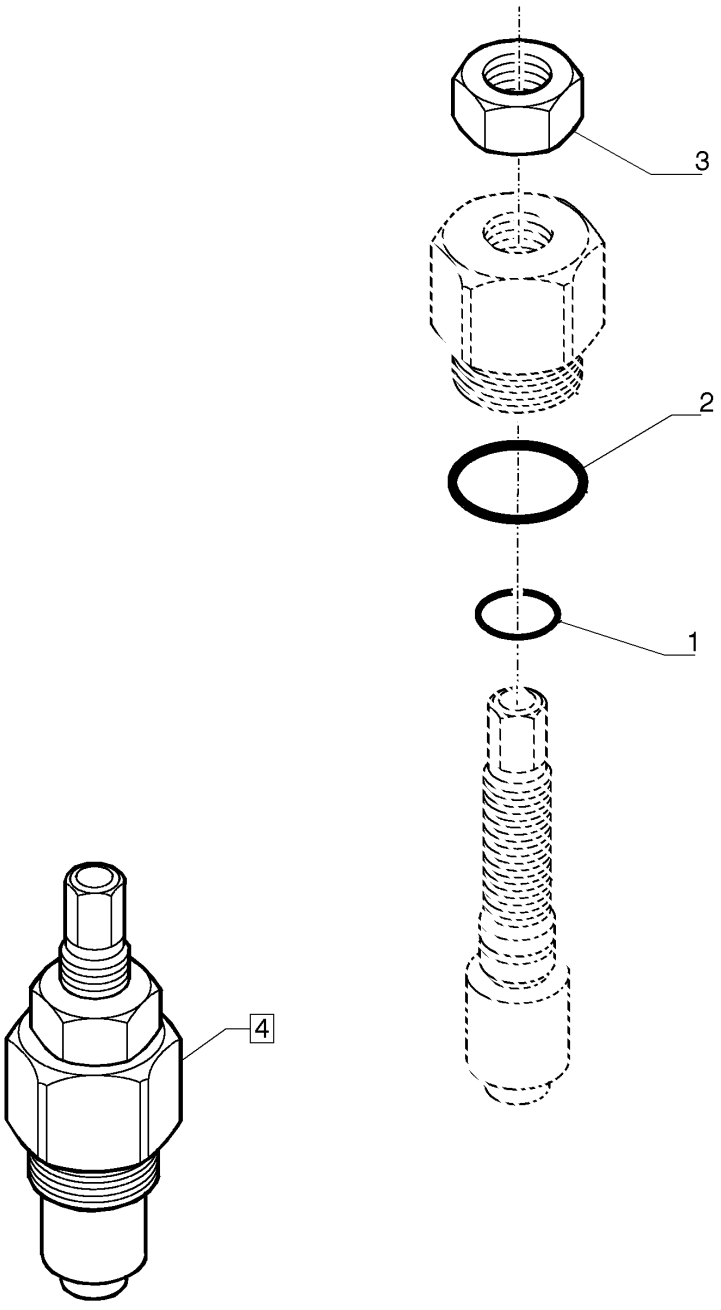

VÁLVULA CONTROLE, COMPONENTES

REF	FN	PART NUMBER	YR/SN	QTY	DESCRIPTION
1		72209819		1	O-RING Incl. in Ref. 606
2		72209824		1	O-RING Incl. in Ref. 606
3		ZN11C12010		1	PORCA Incl. in Ref. 606
4		LB30V00015F1		2	VÁLVULA ALÍVIO DA PRESSÃO Assy, Contains Ref. 101 - 301

35.310.AC	03	p1	7/2014

VÁLVULA DO DISTRIBUIDOR - 72210100

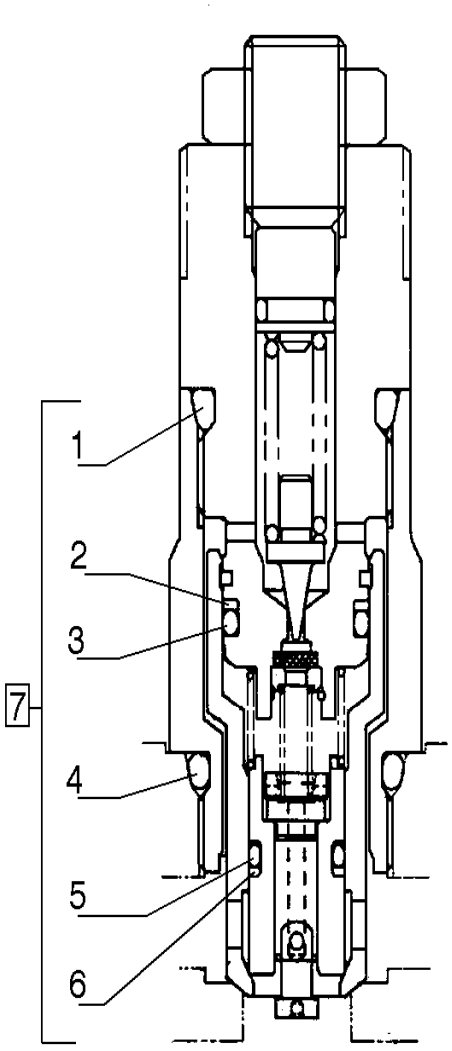

VÁLVULA DO DISTRIBUIDOR - 72210100

REF FN	PART NUMBER	YR/SN	QTY	DESCRIPTION
1	ZD12P02240		1	O-RING
2	YN22V00001S562		1	ANEL DE SEGURANÇA
3	YN22V00001S561		1	O-RING
4	ZD12P02400		1	O-RING
5	YN22V00002S563		1	O-RING
6	YN22V00002S564		1	ANEL
7	72210100		1	VÁLVULA HIDRÁULICA

VÁLVULA DO DISTRIBUIDOR - 72210099

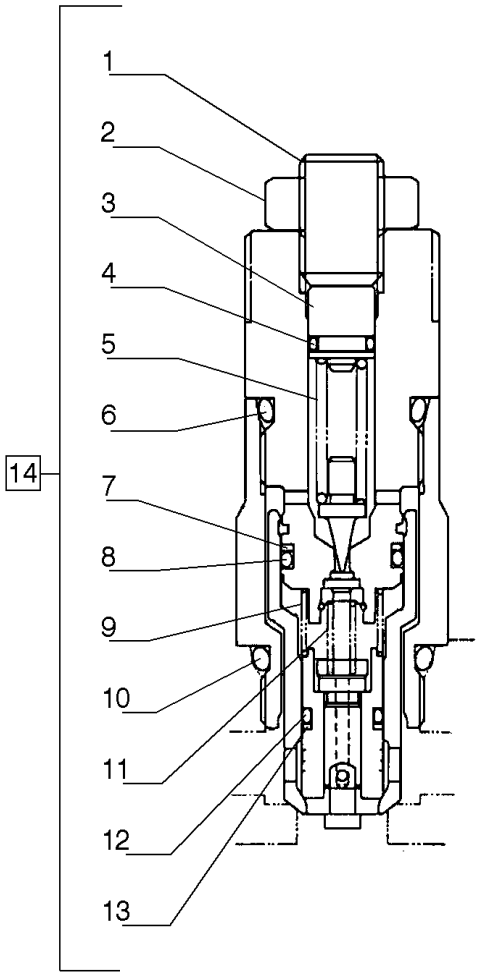

VÁLVULA DO DISTRIBUIDOR - 72210099

REF FN	PART NUMBER	YR/SN	QTY	DESCRIPTION
1	YN22V00002S651		1	PARAFUSO DE REGULAGEM
2	YN22V00001S671		1	CONTRA PORCA
3	YN22V00002S612		1	ASSENTO MOLA
4	ZD12P00800		1	O-RING 8.8mm ID x 1.9mm Width
5	2436R750S512		1	MOLA
6	ZD12P02240		1	O-RING
7	YN22V00001S562		1	ANEL DE SEGURANÇA
8	YN22V00001S561		1	O-RING
9	YN22V00001S521		1	MOLA
10	ZD12P02400		1	O-RING
11	YN22V00002S522		1	MOLA
12	YN22V00002S563		1	O-RING
13	YN22V00002S564		1	ANEL
14	72210099		1	VÁLVULA HIDRÁULICA

VÁLVULA DO DISTRIBUIDOR - 72210098

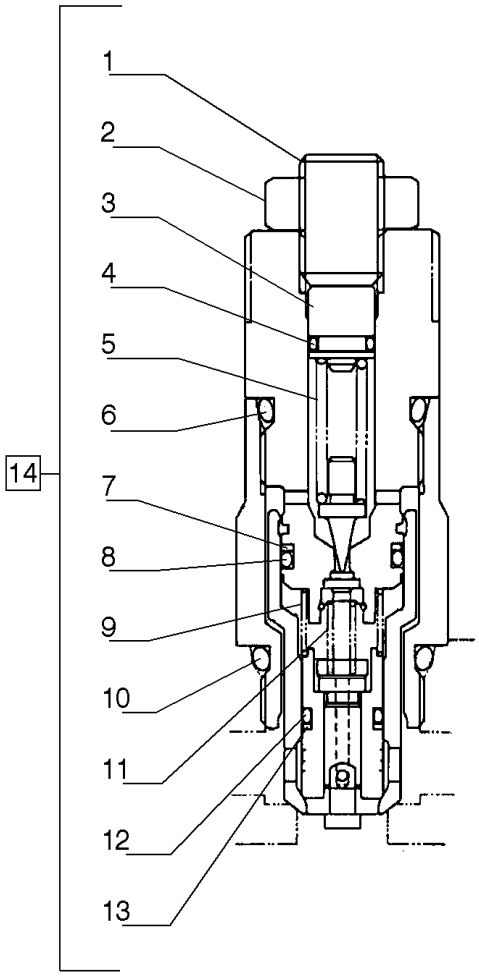

VÁLVULA DO DISTRIBUIDOR - 72210098

REF FN	PART NUMBER	YR/SN	QTY	DESCRIPTION
1	YN22V00002S651		1	PARAFUSO DE REGULAGEM
2	YN22V00001S671		1	CONTRA PORCA
3	YN22V00002S612		1	ASSENTO MOLA
4	ZD12P00800		1	O-RING 8.8mm ID x 1.9mm Width
5	2436R750S512		1	MOLA
6	ZD12P02240		1	O-RING
7	YN22V00001S562		1	ANEL DE SEGURANÇA
8	YN22V00001S561		1	O-RING
9	YN22V00001S521		1	MOLA
10	ZD12P02400		1	O-RING
11	YN22V00002S522		1	MOLA
12	YN22V00002S563		1	O-RING
13	YN22V00002S564		1	ANEL
14	72210098		1	VÁLVULA HIDRÁULICA

SISTEMA HIDRÁULICO

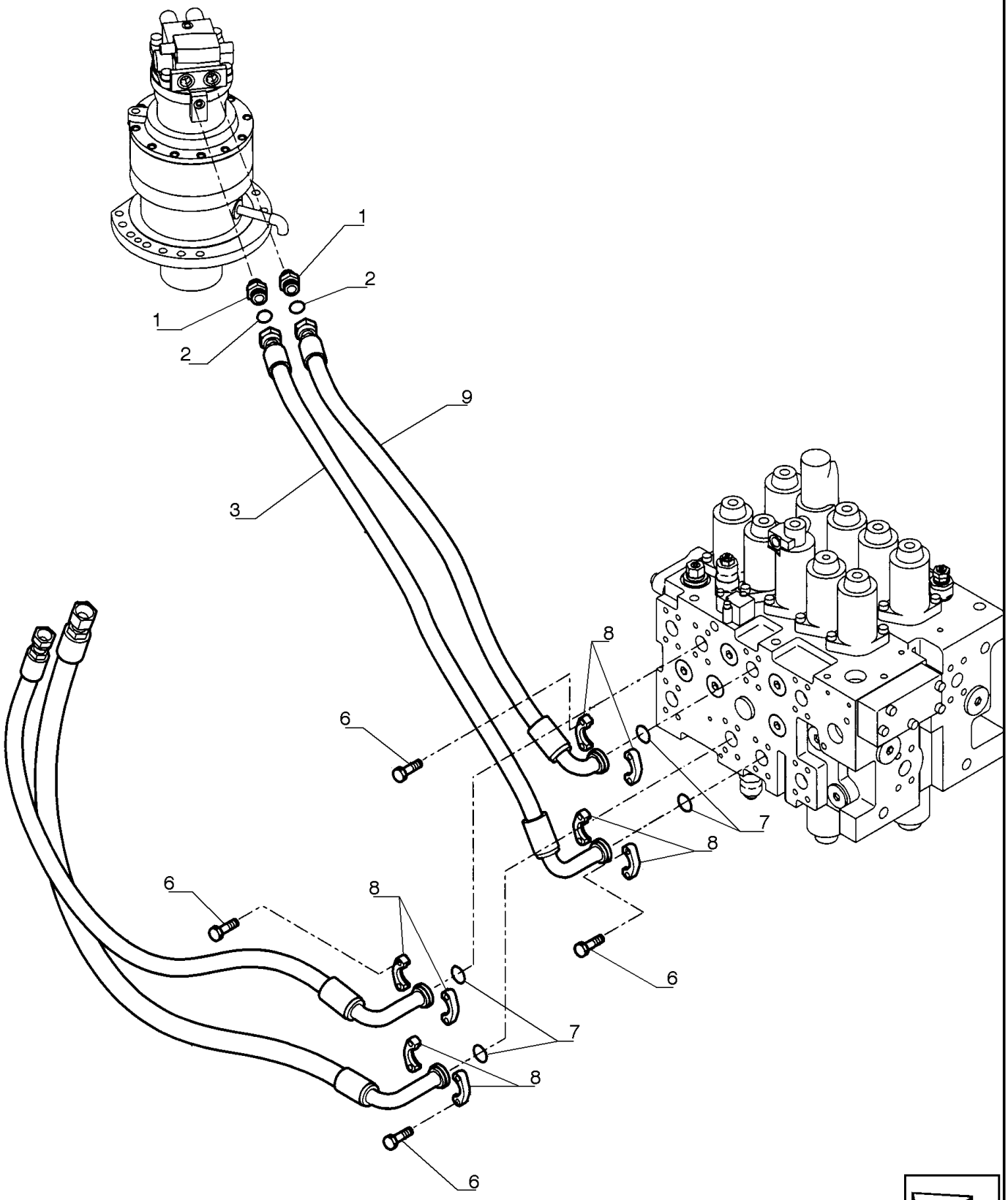

SISTEMA HIDRÁULICO

REF FN	PART NUMBER	YR/SN	QTY	DESCRIPTION
1	72214714		2	CONECTOR HIDRÁUL
2	70923843		2	O-RING
3	87603351		1	TUBO FLEXÍVEL
4	87528129		1	TUBO FLEXÍVEL
5	87603347		1	TUBO FLEXÍVEL
6	857-10035		16	PARAFUSO Hvy Hex, M10 x 35mm, Cl 10.9
7	70924200		4	O-RING
8	71404311		8	SEMI-FLANGE
9	87603345		1	TUBO FLEXÍVEL

35.352.AL	01	p1	7/2014

UNIDADE DE REDUÇÃO OSCILANTE

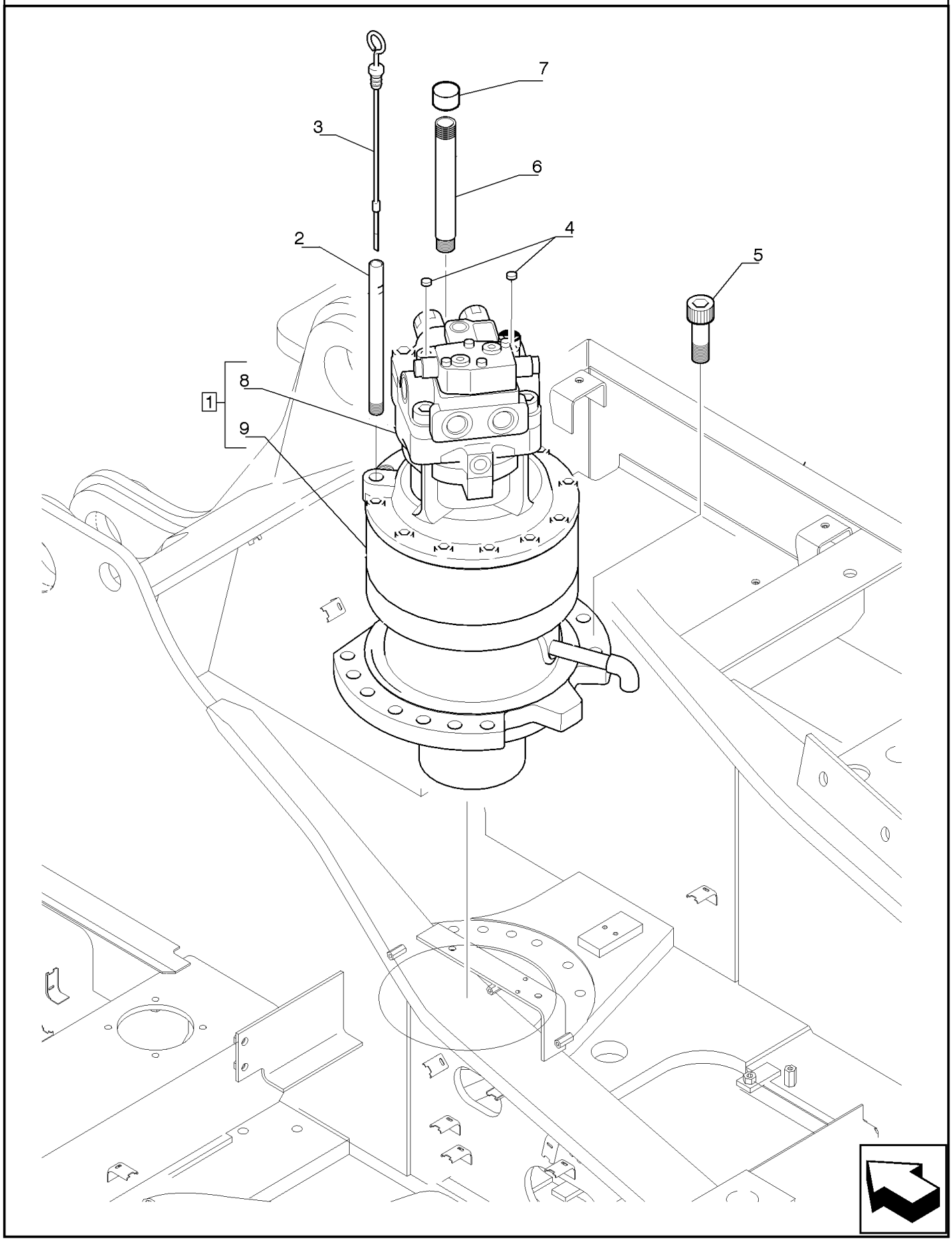

UNIDADE DE REDUÇÃO OSCILANTE

REF FN	PART NUMBER	YR/SN	QTY	DESCRIPTION
1	YN15V00054F1		1	MOTOR HIDRÁULICO
2	YN32W01114D4		1	TUBO RÍGIDO
3	87369427		1	MEDIDOR DE NÍVEL
4	87643225		2	BUJÃO
5	11124834		13	PARAFUSO
6	84189984		1	TUBO RÍGIDO 20.80 mm ID x 27.20 mm OD x 250 mm L
7	87369430		1	BUJÃO
8	YN15V00055F1		1	MOTOR HIDRÁULICO
9	YN32W00025F1		1	UNID REDUÇÃO ENGRENAGEM

35.352.AL	02	p1	7/2014

UNIDADE DE REDUÇÃO OSCILANTE, COMPONENTES

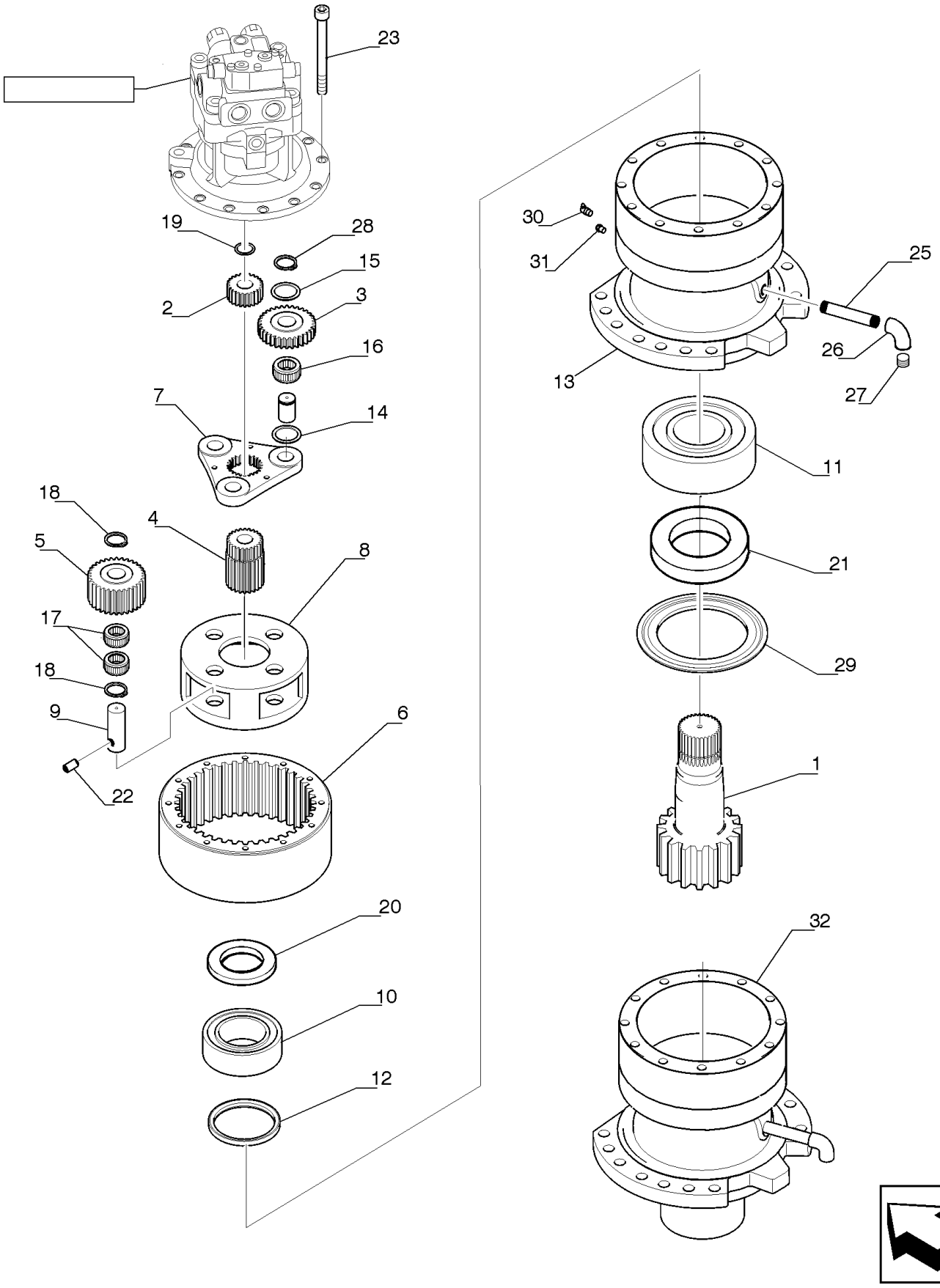

UNIDADE DE REDUÇÃO OSCILANTE, COMPONENTES

REF FN	PART NUMBER	YR/SN	QTY	DESCRIPTION
1	YN32W01125P1		1	ENGRENAGEM
2	YN32W01136P1		1	ENGRENAGEM
3	YN32W01135P1		3	ENGRENAGEM
4	YN32W01126P1		1	ENGRENAGEM
5	YN32W01143P1		4	ENGRENAGEM
6	YN32W01127P1		1	ENGRENAGEM
7	YN32W01123F1		1	CRUZETA
8	YN32W01130P1		1	SUPORTE PLANETÁRIO
9	YN32W01131P1		4	EIXO
10	YN32W01030P1		1	ROLAMENTO ESFÉRICO
11	YN32W01029P1		1	ROLAMENTO ESFÉRICO
12	YN32W01060P1		1	VEDADOR DE ÓLEO
13	YN32W01132P1		1	CAIXA
14	YN32W01026P1		3	ANEL DE ENCOSTO
15	YN32W01028P1		3	ANEL DE ENCOSTO
16	YN32W01022P1		102	ROLO
17	YN32W01072P1		4	ROLAMENTO DE AGULHAS
18	YN32W01063P1		8	ARRUELA PLANA
19	11068370		1	ANEL DE PRESSÃO
20	ZR16X09000		1	ANEL
21	YN32W01133P1		1	LUVA
22	72210023		4	PINO
23	72210021		11	PARAFUSO
25	YN32W01080D5		1	TUBO RÍGIDO
26	ZG31U08000		1	CONECTOR HIDRÁUL
27	72210000		1	BUJÃO
28	72211282		3	ANEL DE PRESSÃO
29	YN32W01081P1		1	VEDADOR DE ÓLEO
30	72283072		1	GRAXEIRA
31	72210250		1	BUJÃO
32	YN32W00025F1		1	UNID REDUÇÃO ENGRENAGEM

35.352.AL	03	p1	7/2014

UNIDADE DE REDUÇÃO OSCILANTE, COMPONENTES

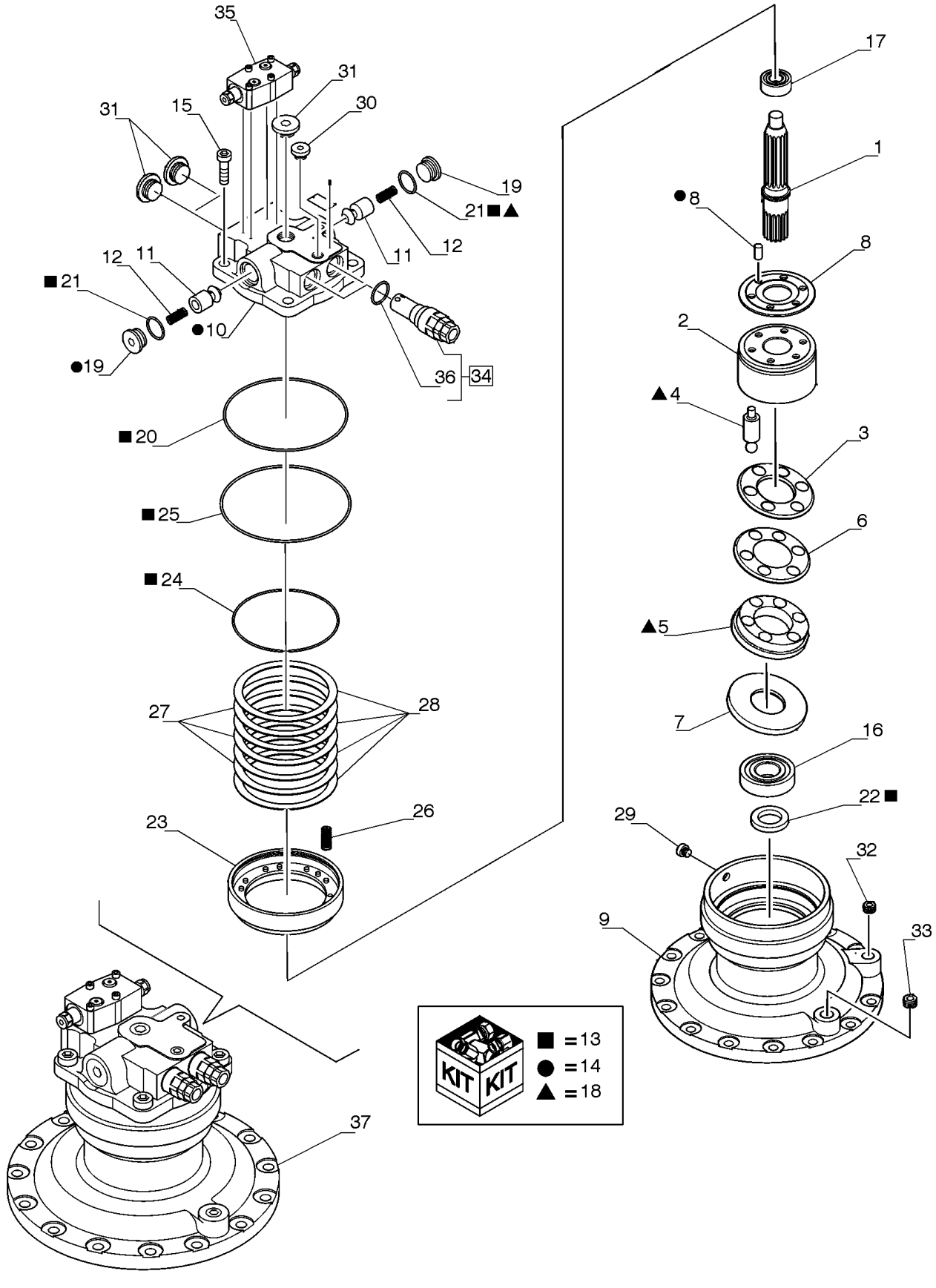

UNIDADE DE REDUÇÃO OSCILANTE, COMPONENTES

REF FN	PART NUMBER	YR/SN	QTY	DESCRIPTION
1	72209976		1	EIXO
2	72209977		1	CILINDRO
3	72209978		1	MOLA
4	NS		1	SEM SERVIÇO Piston
5	NS		1	SEM SERVIÇO Shoe
6	72209979		1	PLACA
7	72209980		1	PLACA
8	72209981		1	PLACA
9	YN15V00035S301		1	CAIXA
10	NS		1	SEM SERVIÇO Case
11	72209982		2	VÁLVULA HIDRÁULICA
12	72209983		2	MOLA
13	YN15V00055R100		1	CONJUNTO
14	YN15V00025R200		1	KIT DE REPARO
15	72209984		4	PARAFUSO
16	72209985		1	ROLAMENTO
17	72209986		1	ROLAMENTO
18	YM15V00006R100		1	CONJUNTO
19	72209987		2	BUJÃO
20	72215374		1	JUNTA
21	72209989		2	O-RING
22	YN15V00035S491		1	VEDADOR DE ÓLEO
23	72209991		1	ÊMBOLO
24	72209992		1	O-RING
25	72209993		1	O-RING
26	72209994		18	MOLA
27	72209995		3	PLACA
28	72209996		4	PLACA
29	YN15V00035S980		1	BUJÃO
30	YN15V00035S984		1	BUJÃO
31	YN15V00035S985		3	BUJÃO
32	72210000		1	BUJÃO

35.352.AL	03	p2	7/2014

UNIDADE DE REDUÇÃO OSCILANTE, COMPONENTES

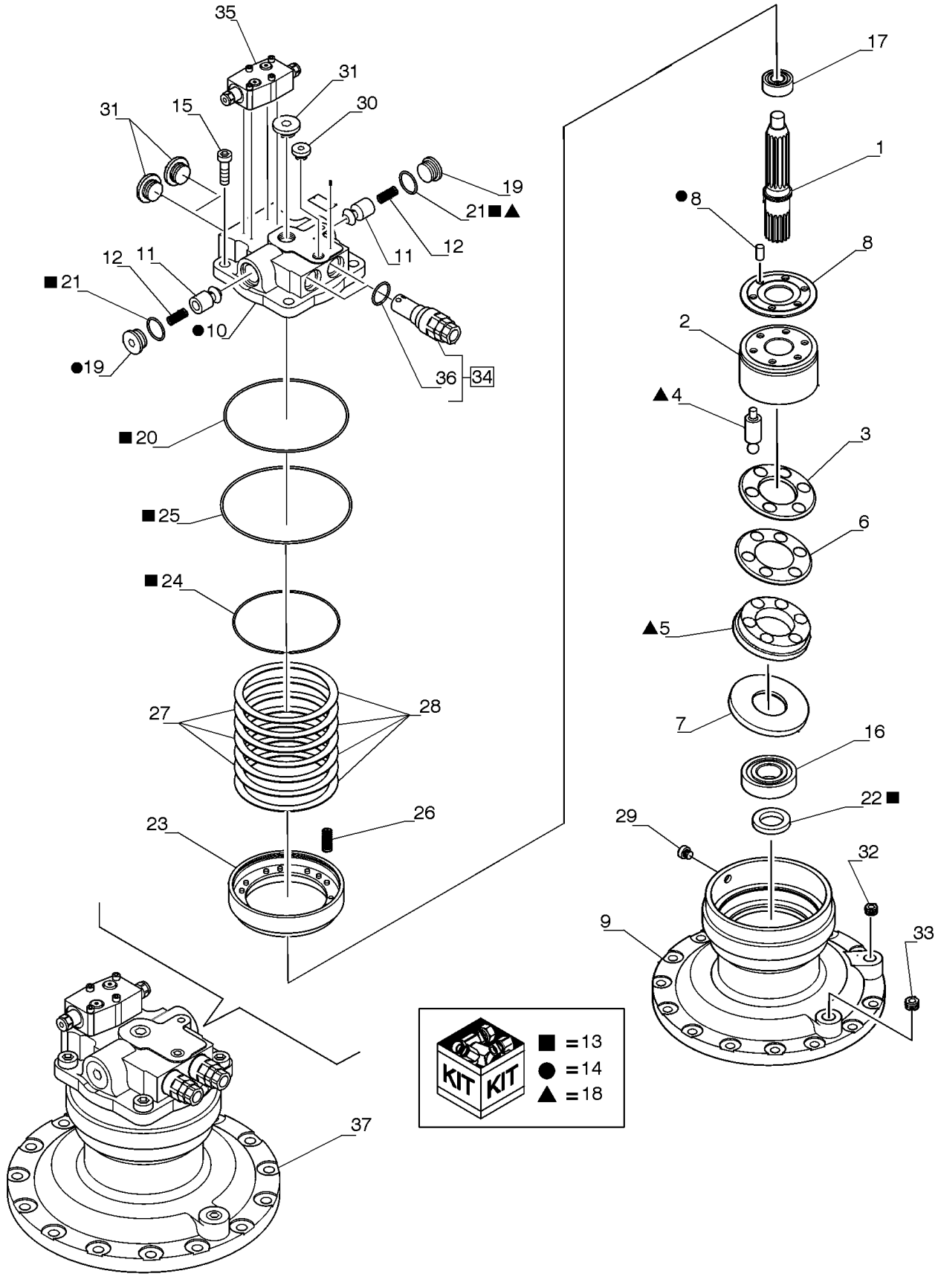

UNIDADE DE REDUÇÃO OSCILANTE, COMPONENTES

REF FN	PART NUMBER	YR/SN	QTY	DESCRIPTION
33	72210001		1	BUJÃO
34	YN22V00042F1		2	VÁLVULA HIDRÁULICA
35	72215372		1	VÁLVULA HIDRÁULICA
36	72209839		1	O-RING
37	YN15V00055F1		1	MOTOR HIDRÁULICO

35.353.AD	01	p1	7/2014

REDUTORES DE TRANSLAÇÃO

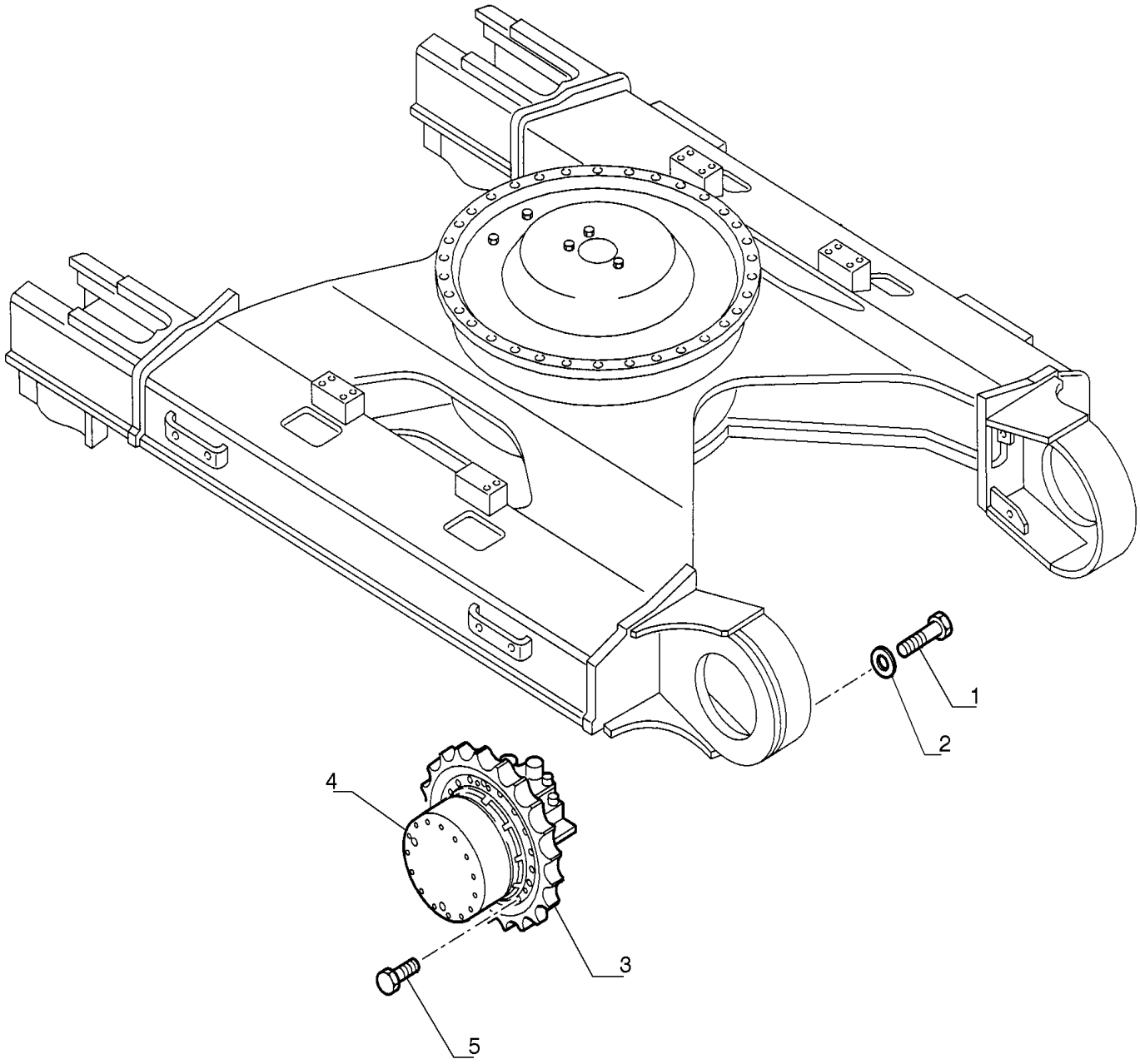

REDUTORES DE TRANSLAÇÃO

REF FN	PART NUMBER	YR/SN	QTY	DESCRIPTION
1	11119131		54	PARAFUSO Hex, M16 x 60, 10.9
2	496-21066		54	ARRUELA PLANA 21/32" x 1 5/16" x .150"
3	72230314		2	RODA MOTRIZ
4	YN15V00067F1		2	MOTOR HIDRÁULICO
5	11124731		40	PARAFUSO Hex, M20 x 50, 10.9

REDUTOR DE TRANSLAÇÃO

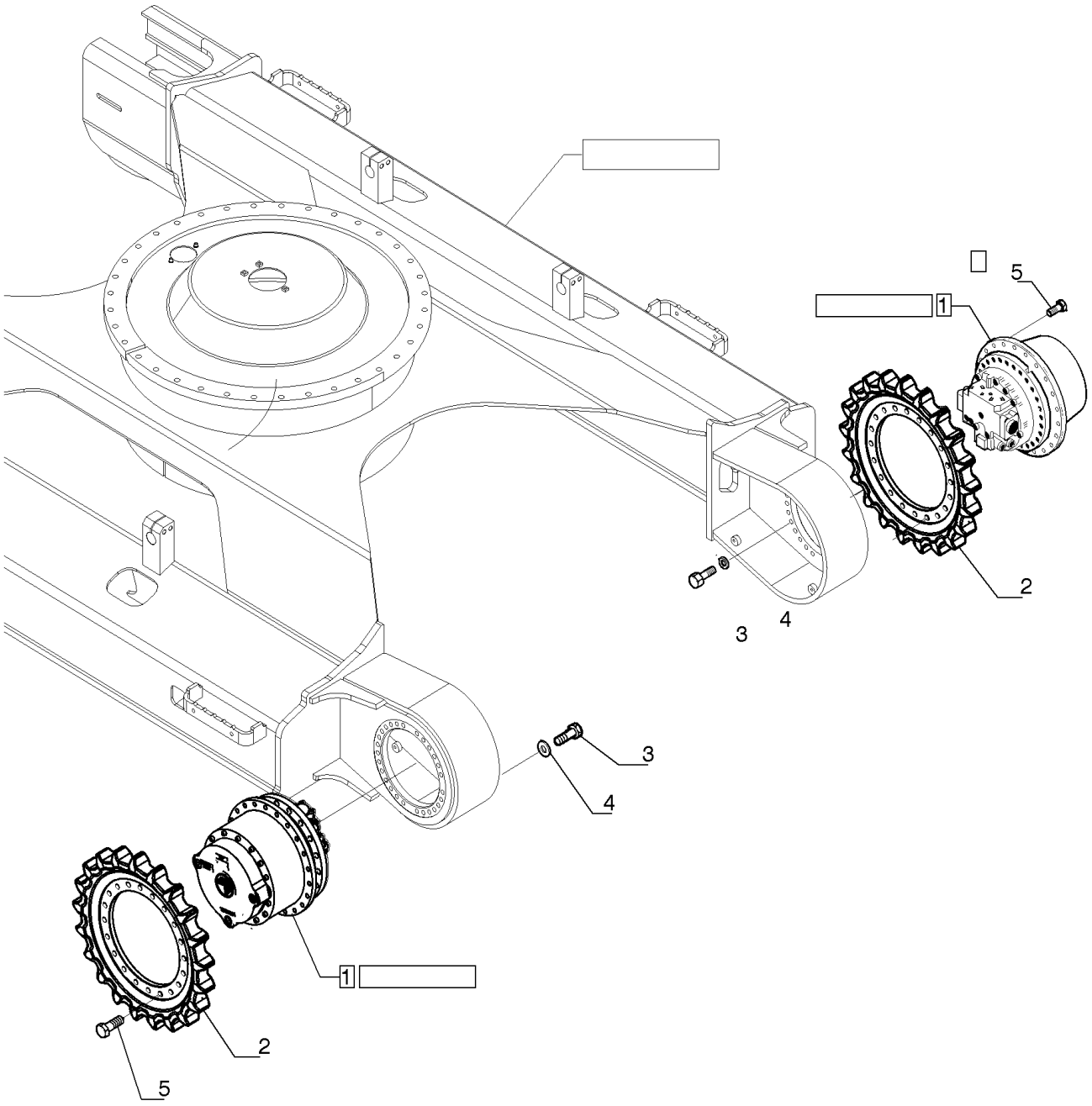

REDUTOR DE TRANSLAÇÃO

REF FN	PART NUMBER	YR/SN	QTY	DESCRIPTION
1	YN15V00067F1		2	MOTOR HIDRÁULICO
2	72230314		2	RODA MOTRIZ
3	11119174		54	PARAFUSO
4	496-21066		54	ARRUELA PLANA 21/32" x 1 5/16" x .150"
5	11124774		40	PARAFUSO

35.353.AD	03	p1	7/2014

REDUTOR DE TRANSLAÇÃO

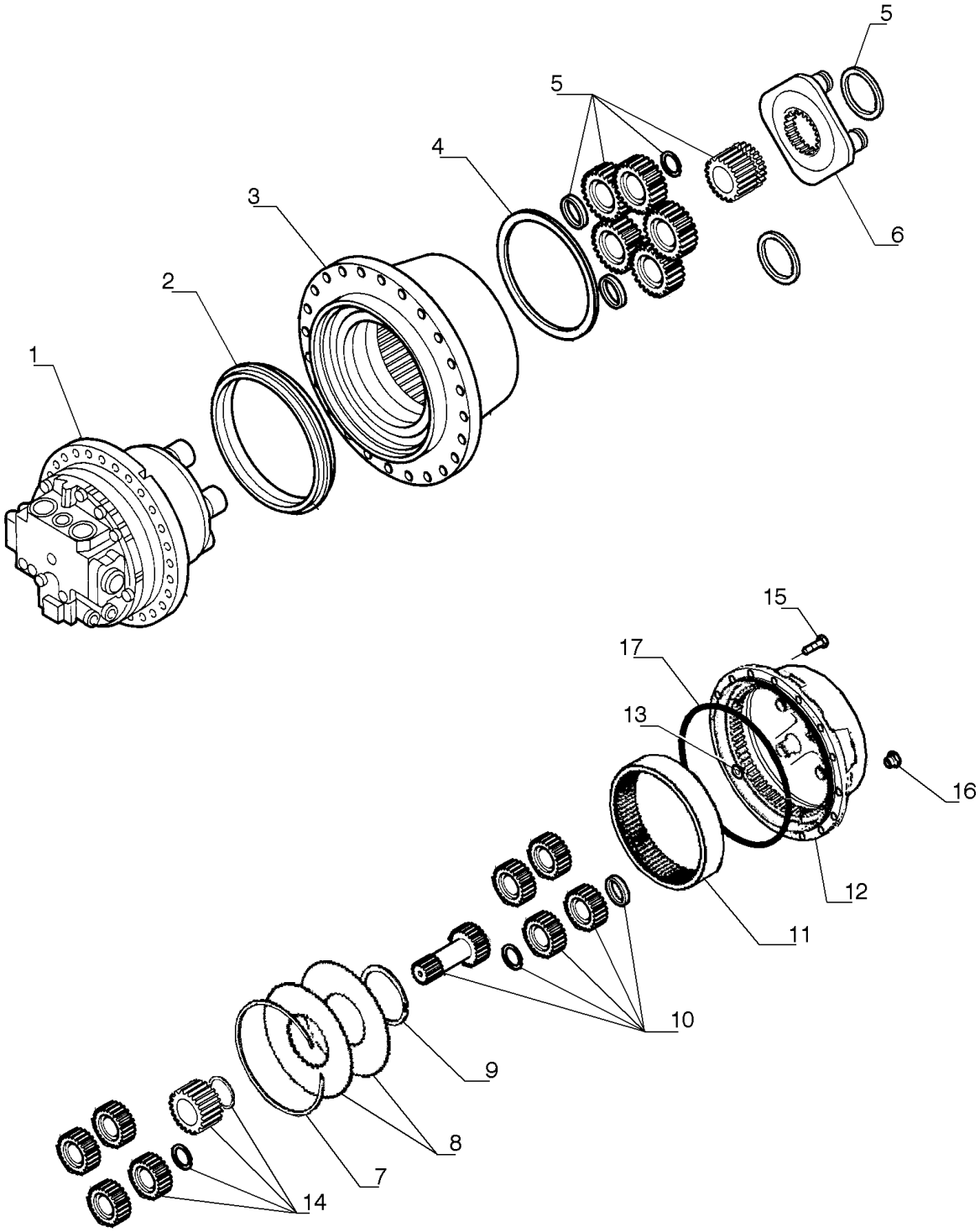

REDUTOR DE TRANSLAÇÃO

REF	FN	PART NUMBER	YR/SN	QTY	DESCRIPTION
1		YN15V00067S017		1	MOTOR HIDRÁULICO
2		84152771		1	VEDAÇÃO
3		YN15V00067S121		1	CAIXA DE ROLAMENTO
4		87602365		1	PORCA
5		YN15V00067S012		1	ENGRENAGEM
6		YN15V00067S013		1	SUPORTE
7		YN15V00067S113		1	ANEL
8		YN15V00067S009		2	DISCO
9		YN15V00067S111		1	ANEL
10		YN15V00067S007		1	ENGRENAGEM
11		YN15V00067S110		1	ANEL
12		YN15V00067S003		1	COBERTURA
13		YN15V00067S105		1	SAPATA DESLIZANTE
14		YN15V00067S011		1	ENGRENAGEM
15		YN15V00067S101		13	PARAFUSO
16		YN15V00067S103		2	BUJÃO
17		71433948		1	JUNTA

35.353.AD	04	p1	7/2014

MOTOR HIDRAULICO DE TRANSLAÇÃO

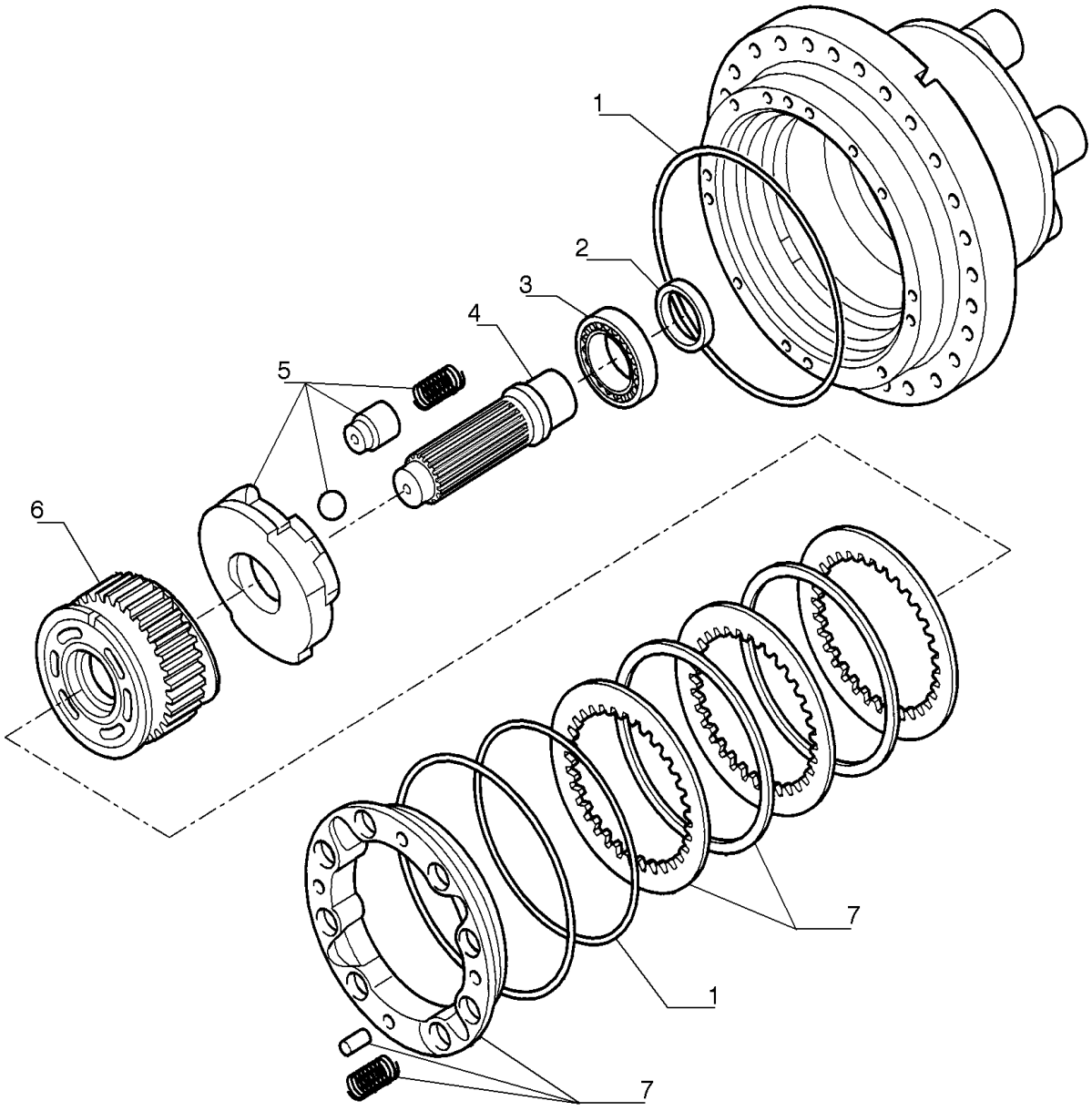

MOTOR HIDRAULICO DE TRANSLAÇÃO

REF FN	PART NUMBER	YR/SN	QTY	DESCRIPTION
1	YM15VU0002R100		1	KIT DE VEDAÇÃO
2	YM15VU0002S032		1	ANEL VEDADOR
3	YM15VU0002S033		1	CONJUNTO DO ROLAMENTO
4	YM15VU0002S031		1	EIXO DE TRANSMISSÃO
5	YM15VU0002S004		1	COBERTURA
6	YM15VU0002S029		1	BLOCO DE CILINDROS
7	YM15VU0002S034		1	CONJUNTO DE FREIO

35.353.AD	05	p1	7/2014

MOTOR HIDRAULICO DE TRANSLAÇÃO

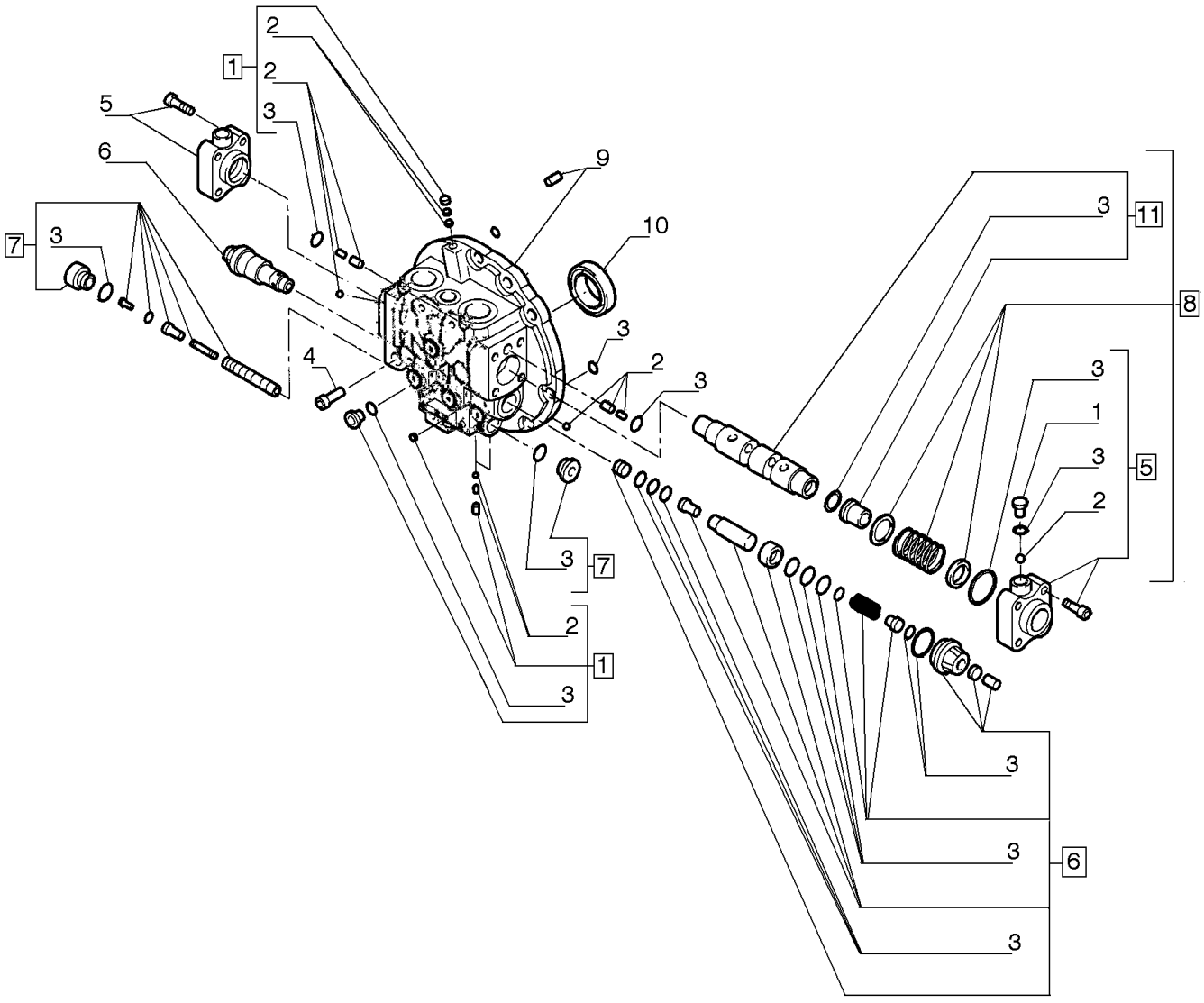

MOTOR HIDRAULICO DE TRANSLAÇÃO

REF FN	PART NUMBER	YR/SN	QTY	DESCRIPTION
1	YM15VU0002S027		1	BUJÃO
2	YM15VU0002S025		1	ORIFÍCIO
3	YM15VU0002R100		1	KIT DE VEDAÇÃO
4	LQ15VU0002S005		10	PARAFUSO
5	YM15VU0002S024		2	BUJÃO
6	YM15VU0002S028		2	VÁLVULA ALÍVIO DA PRESSÃO
7	YM15VU0002S026		1	KIT DE SERVIÇO 2ND SPEED SHIFT
8	YM15VU0002S022		1	VÁLVULA
9	YM15VU0002S021		1	PLACA DE FUNDO
10	YM15VU0002S033		1	CONJUNTO DO ROLAMENTO
11	YM15VU0002S023		1	ÊMBOLO

35.353.AF	02	p1	7/2014

MOTOR EM MOVIMENTO E ENGRENAGEM DE REDUÇÃO, LINHAS

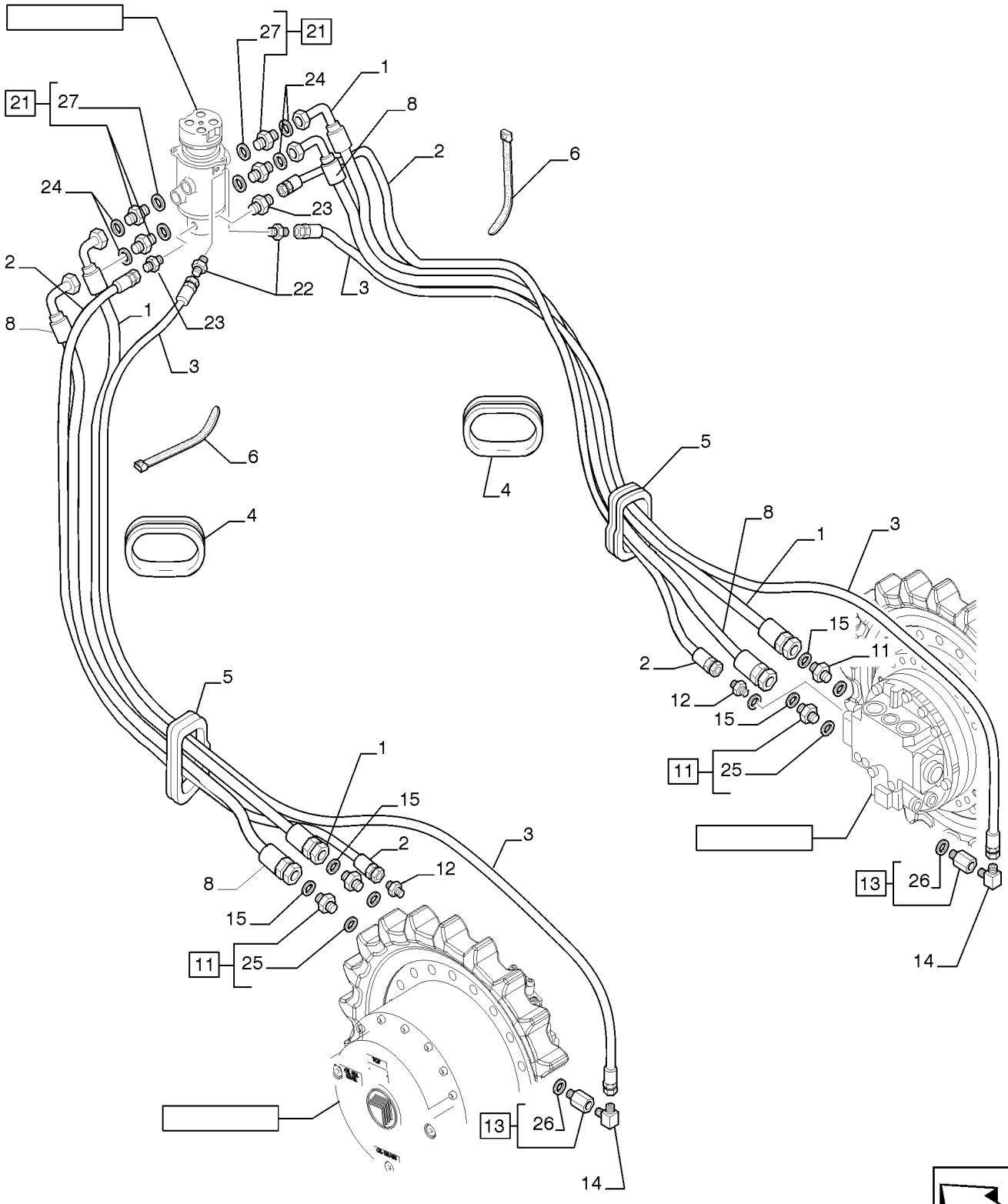

MOTOR EM MOVIMENTO E ENGRENAGEM DE REDUÇÃO, LINHAS

REF FN	PART NUMBER	YR/SN	QTY	DESCRIPTION
1	72203002		2	MANGUEIRA HIDRÁULICA 19.05 mm ID x 2100.00 mm
2	87557379		2	TUBO FLEXÍVEL
3	87557380		2	TUBO FLEXÍVEL
4	75261700		2	JUNTA
5	75261692		2	JUNTA
6	75201642		6	BRAÇADEIRA
8	72203001		2	MANGUEIRA HIDRÁULICA 19.05 mm ID x 2200.00 mm
11	71404365		4	CONECTOR HIDRÁUL
12	72217405		2	CONECTOR HIDRÁUL
13	72202385		2	CONECTOR HIDRÁUL
14	72214524		2	CONECTOR HIDRÁUL
15	70923843		4	O-RING
21	71404365		4	CONECTOR HIDRÁUL
22	72214744		2	CONECTOR HIDRÁUL
23	72217405		2	CONECTOR HIDRÁUL
24	70923843		4	O-RING
25	71404161		1	O-RING
26	72209827		1	O-RING
27	71404161		1	O-RING

35.354.AA	01	p1	7/2014

DISTRIBUIDOR ROTATIVO

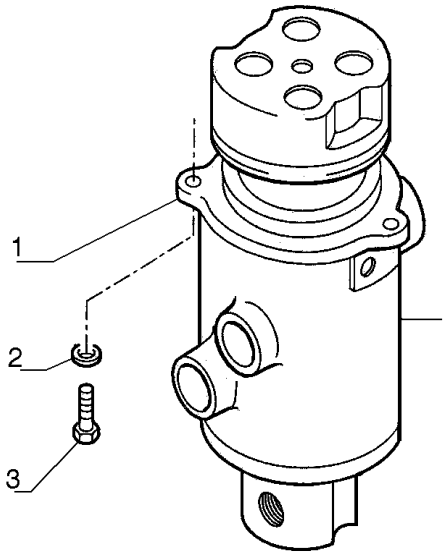

DISTRIBUIDOR ROTATIVO

REF	FN	PART NUMBER	YR/SN	QTY	DESCRIPTION
1		87532117		1	CONECTOR MULTIPOLAR
2		14496731		3	ARRUELA PLANA M12 x 24 x 2.5 Thk
3		11112831		3	PARAFUSO Hex, M12 x 40mm, Cl 10.9, Full Thd

35.354.AA	02	p1	7/2014

DISTRIBUIDOR ROTATIVO

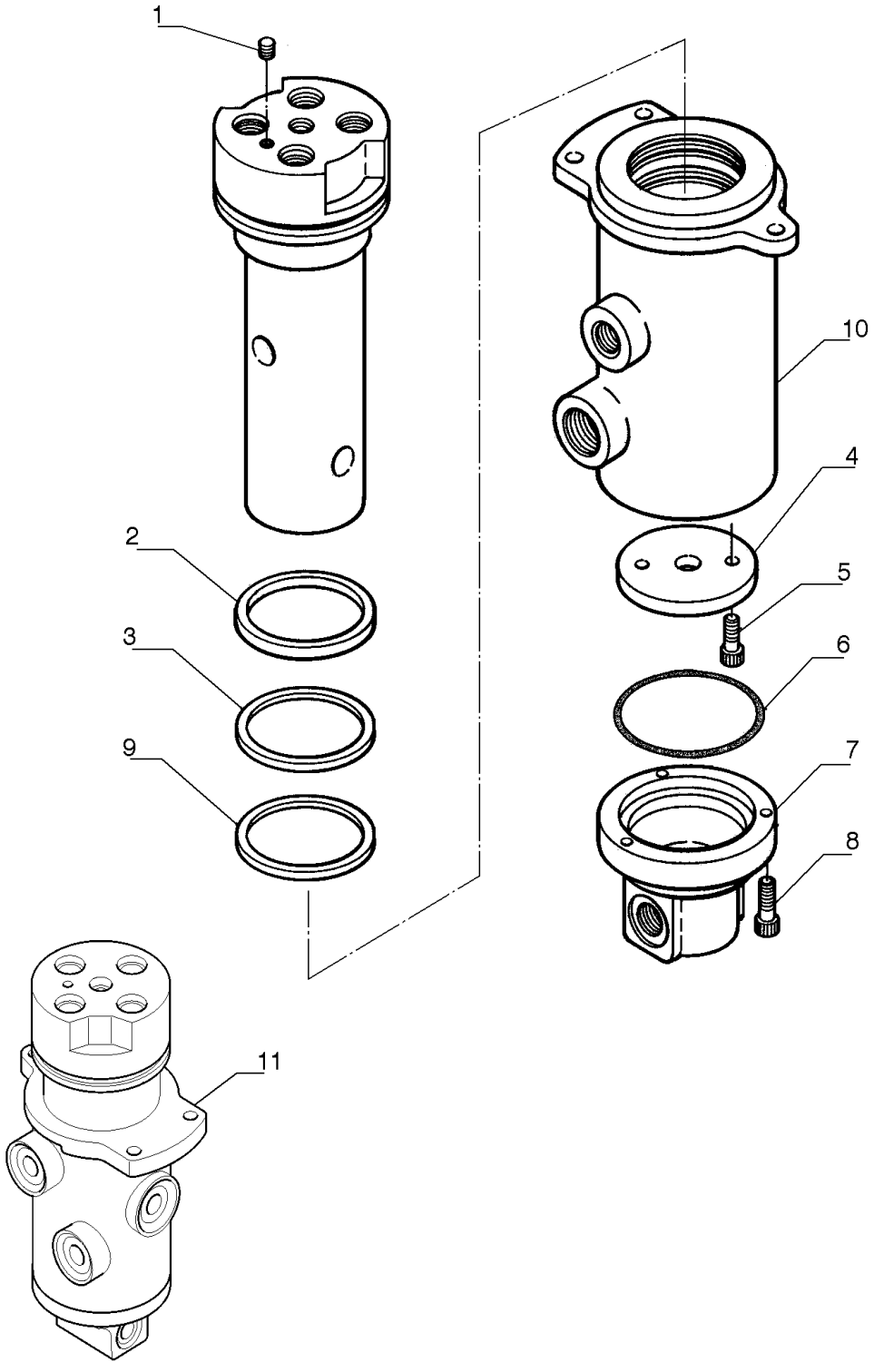

DISTRIBUIDOR ROTATIVO

REF FN	PART NUMBER	YR/SN	QTY	DESCRIPTION
1	72951026		1	BUJÃO
2	2445R152D1		2	O-RING
3	72210246		1	VEDAÇÃO
4	72210243		1	PLACA
5	14306370		2	PARAFUSO M8 x 20mm
6	72210247		1	O-RING
7	YN55V01062P1		1	PROTEÇÃO
8	14306570		3	PARAFUSO M8 x 1.25 x 30mm, Cl 12.9, Full Thd
9	72960147		5	VEDAÇÃO
10	YN55V01073P1		1	CORPO
11	87532117		1	CONECTOR MULTIPOLAR

35.354.AC	01	p1	7/2014

VÁLVULA PILOTO, LINHAS

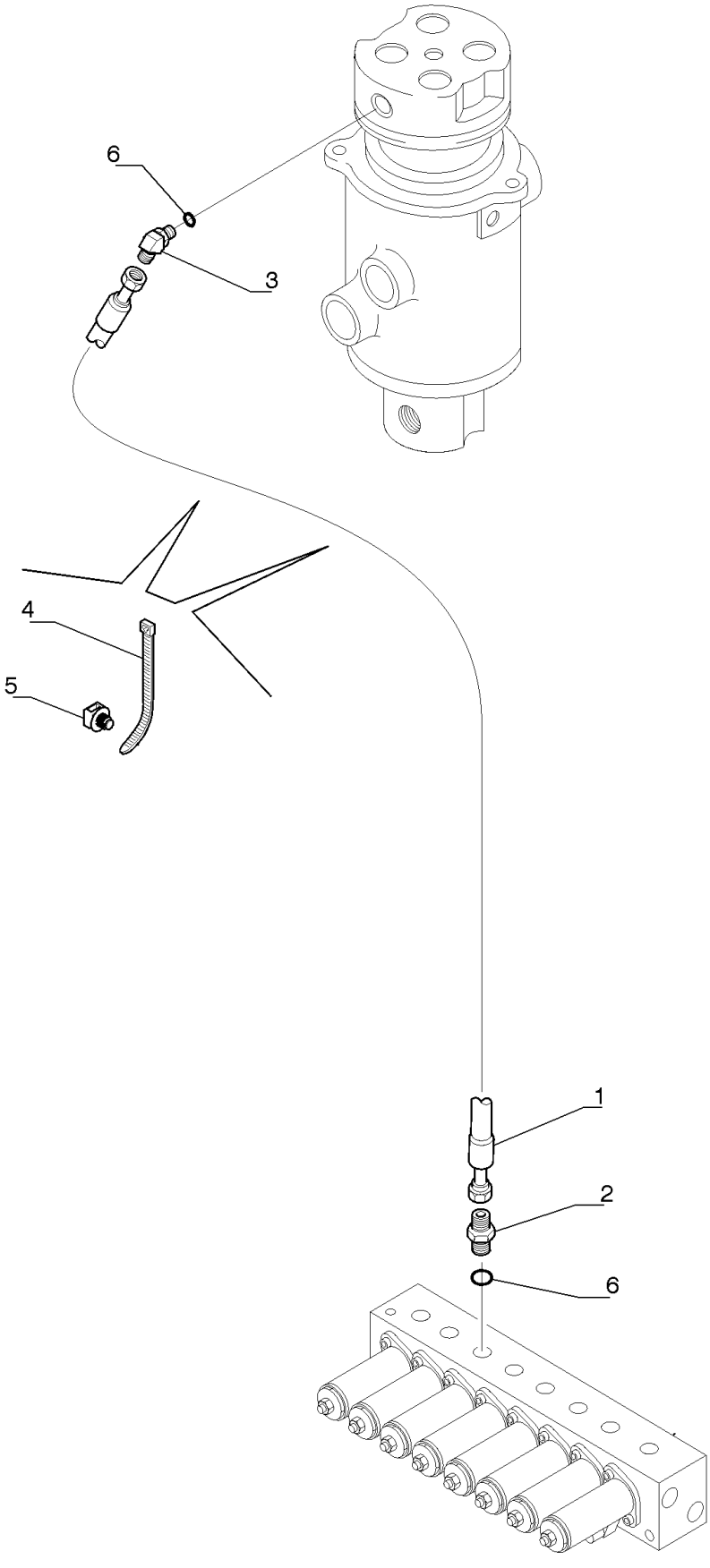

VÁLVULA PILOTO, LINHAS

REF	FN	PART NUMBER	YR/SN	QTY	DESCRIPTION
1		72214557		1	MANGUEIRA
2		72214744		1	CONECTOR HIDRÁUL
3		72214542		1	CONECTOR HIDRÁUL
4		L18331		2	PRENDEDOR DE CABOS
5		87526680		2	COLAR DE FIXAÇÃO
6		ZD12P01100		2	O-RING

35.354.AC	02	p1	7/2014

SISTEMA HIDRÁULICO - TRANSLAÇÃO

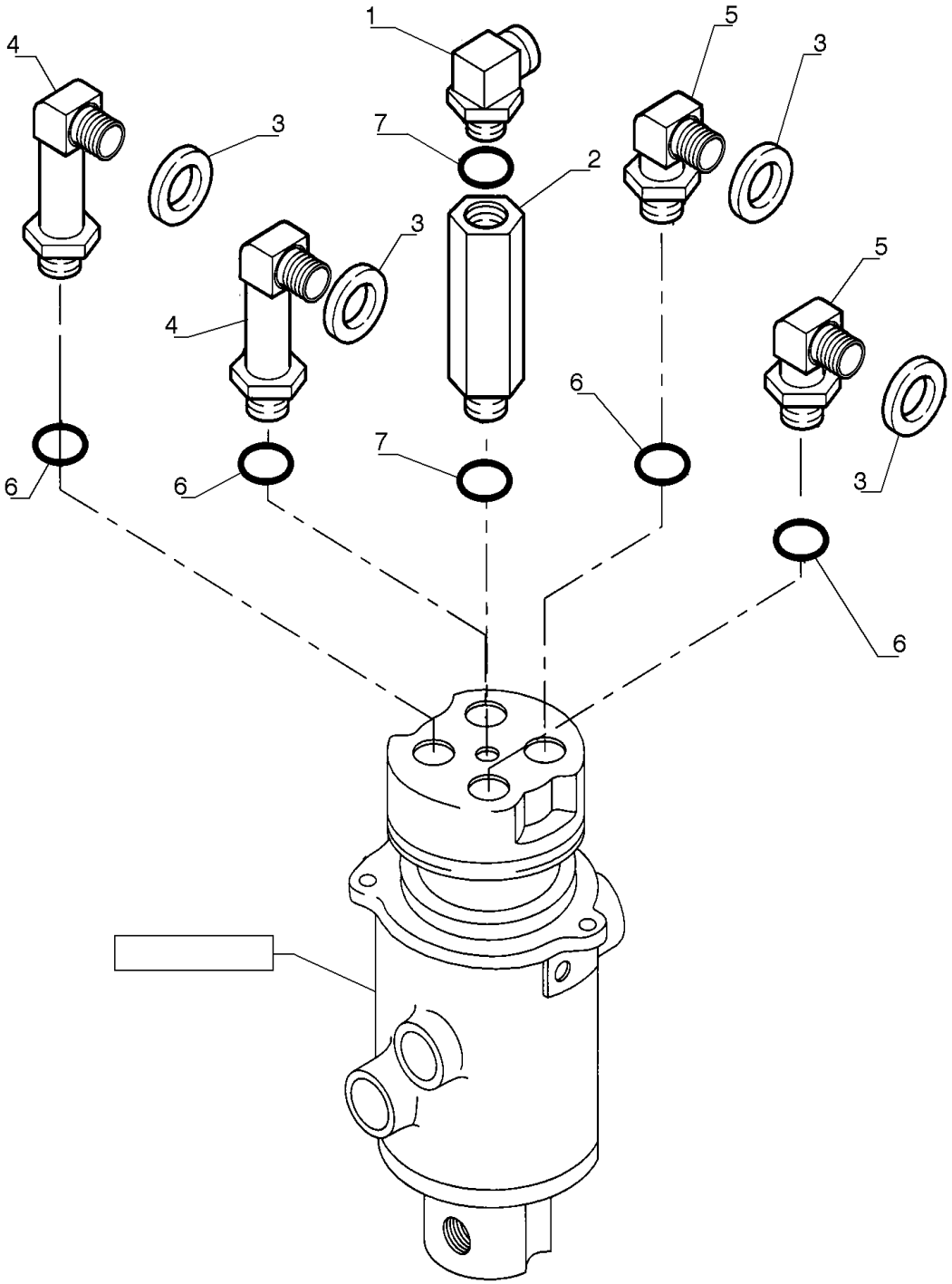

SISTEMA HIDRÁULICO - TRANSLAÇÃO

REF FN	PART NUMBER	YR/SN	QTY	DESCRIPTION
1	72214669		1	CONECTOR HIDRÁUL
2	72214762		1	CONECTOR HIDRÁUL
3	70923843		4	O-RING
4	87338432		3	CONECTOR HIDRÁUL
5	72214711		2	CONECTOR HIDRÁUL
6	71404161		12	O-RING
7	71404166		5	O-RING

35.354.AF	01	p1	7/2014

SISTEMA HIDRÁULICO

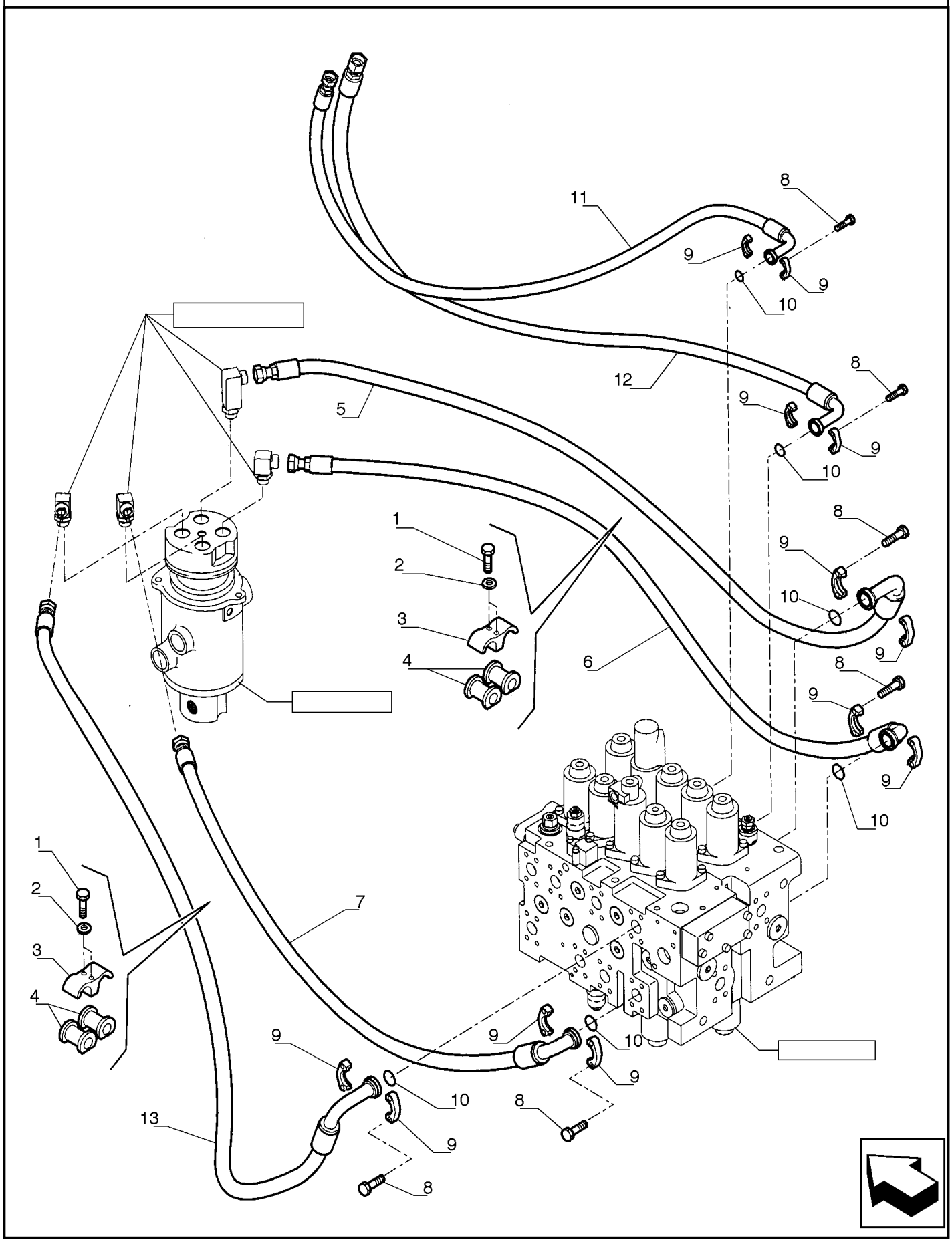

SISTEMA HIDRÁULICO

REF FN	PART NUMBER	YR/SN	QTY	DESCRIPTION
1	11107431		4	PARAFUSO Hex, M10 x 1.5 x 60mm, Cl 10.9
2	14496631		4	ARRUELA PLANA M10 x 21 x 2
3	72204618		2	COLAR DE FIXAÇÃO
4	72204607		4	BUCHA
5	87603350		1	TUBO FLEXÍVEL
6	87603344		1	TUBO FLEXÍVEL
7	87603343		1	TUBO FLEXÍVEL
8	857-10035		24	PARAFUSO Hvy Hex, M10 x 35mm, Cl 10.9
9	71404311		12	SEMI-FLANGE
10	70924200		6	O-RING
11	87603348		1	TUBO FLEXÍVEL
12	87527880		1	TUBO FLEXÍVEL
13	87603349		1	TUBO FLEXÍVEL

35.355.AD	01	p1	7/2014

SISTEMA HIDRÁULICO - SERVO VÁLVULA

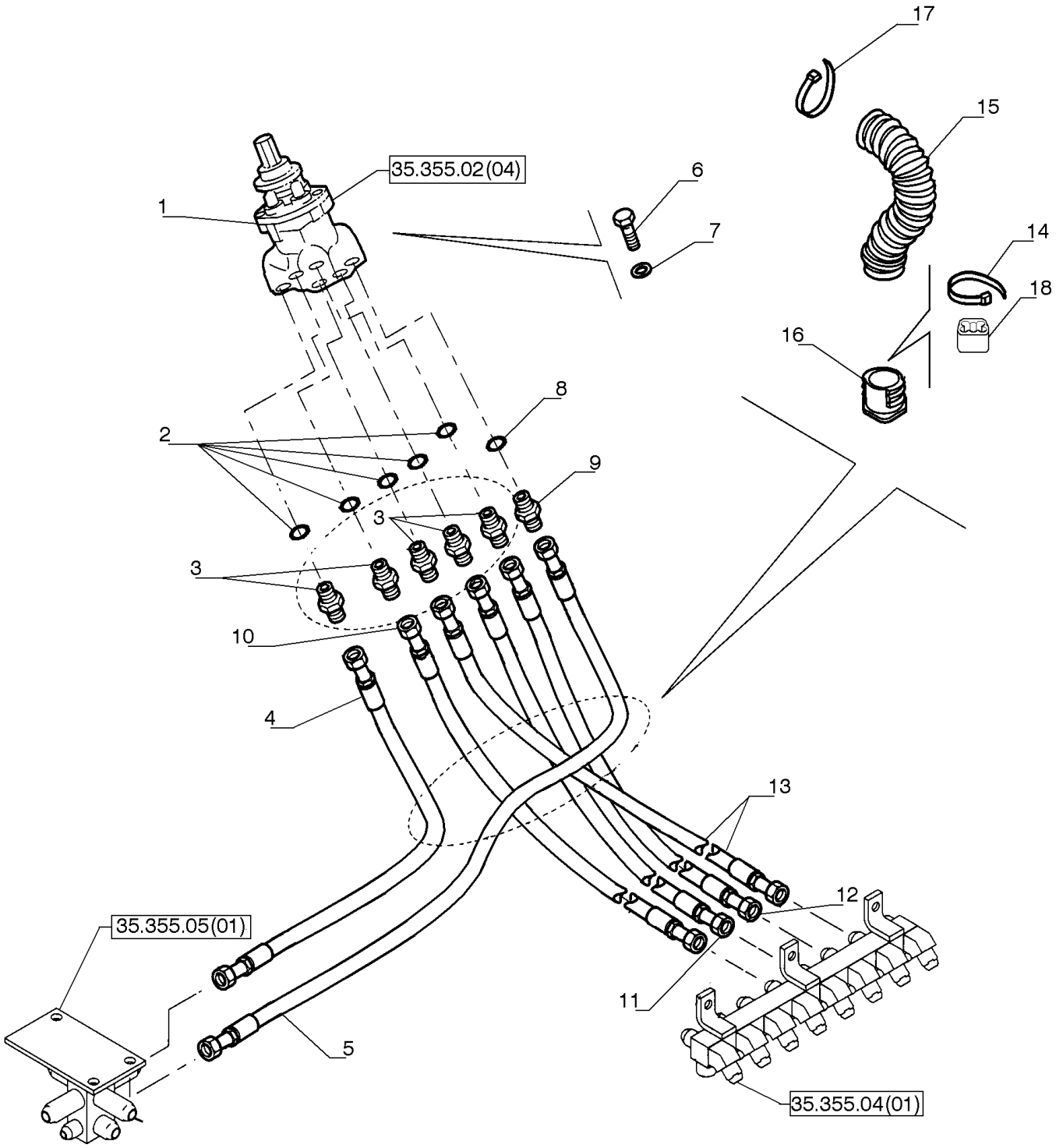

SISTEMA HIDRÁULICO - SERVO VÁLVULA

REF FN	PART NUMBER	YR/SN	QTY	DESCRIPTION
1	LQ30V00033F2		1	VÁLVULA HIDRÁULICA
2	ZD12P01400		5	O-RING ID 13.80 ± 0.19 x OD 18mm
3	72214523		5	CONECTOR HIDRÁUL
4	LQ68H01032D1		1	TUBO FLEXÍVEL
5	LS68H01016D9		1	TUBO FLEXÍVEL
6	14305434		4	PARAFUSO M6 x 25mm, Cl 10.9
7	14496431		4	ARRUELA PLANA M6.4 x 12.5 x 1.6 Thk
8	ZD12P01100		1	O-RING
9	87522432		1	CONECTOR HIDRÁUL
10	HX23L06190CH		1	TUBO FLEXÍVEL
11	87700850		1	TUBO FLEXÍVEL
12	HX23L06190CB		1	MANGUEIRA HIDRÁULICA 9.52 mm ID x 1900.00 mm
13	HX23L06185CR		1	TUBO FLEXÍVEL
14	72951499		2	GRAMPO
15	LQ68H01030D1		1	COBERTURA
16	72202453		1	MANGUEIRA
17	72951496		1	GRAMPO
18	LQ68H01031P1		1	JUNTA

SISTEMA HIDRÁULICO - SERVO VÁLVULA

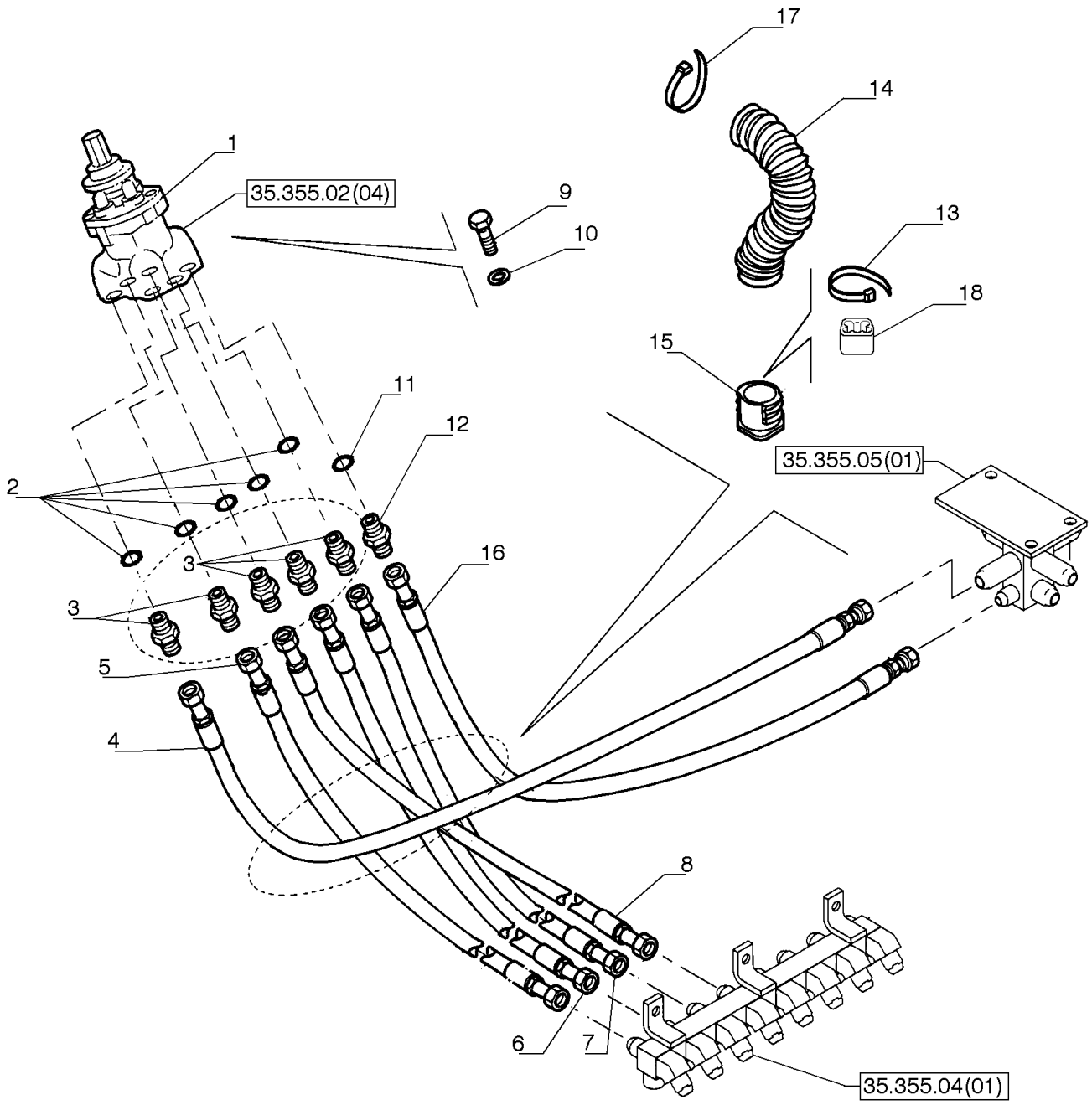

SISTEMA HIDRÁULICO - SERVO VÁLVULA

REF FN	PART NUMBER	YR/SN	QTY	DESCRIPTION
1	LQ30V00033F2		1	VÁLVULA HIDRÁULICA
2	ZD12P01400		5	O-RING ID 13.80 ± 0.19 x OD 18mm
3	72214523		5	CONECTOR HIDRÁUL
4	LQ68H01032D2		1	TUBO FLEXÍVEL
5	HX23L06160CG		1	TUBO FLEXÍVEL
6	HX23L06155CB		1	TUBO FLEXÍVEL
7	87594883		1	MANGUEIRA HIDRÁULICA 9.52 mm ID x 1600.00 mm
8	87707297		1	TUBO FLEXÍVEL
9	14305434		4	PARAFUSO M6 x 25mm, Cl 10.9
10	14496431		4	ARRUELA PLANA M6.4 x 12.5 x 1.6 Thk
11	ZD12P01100		1	O-RING
12	87522432		1	CONECTOR HIDRÁUL
13	72951499		1	GRAMPO
14	LQ68H01030D1		1	COBERTURA
15	72202453		1	MANGUEIRA
16	LS68H01016D7		1	TUBO FLEXÍVEL
17	72951496		1	GRAMPO
18	LQ68H01031P1		1	JUNTA

35.355.AD	03	p1	7/2014

SERVO-COMANDO, LINHAS

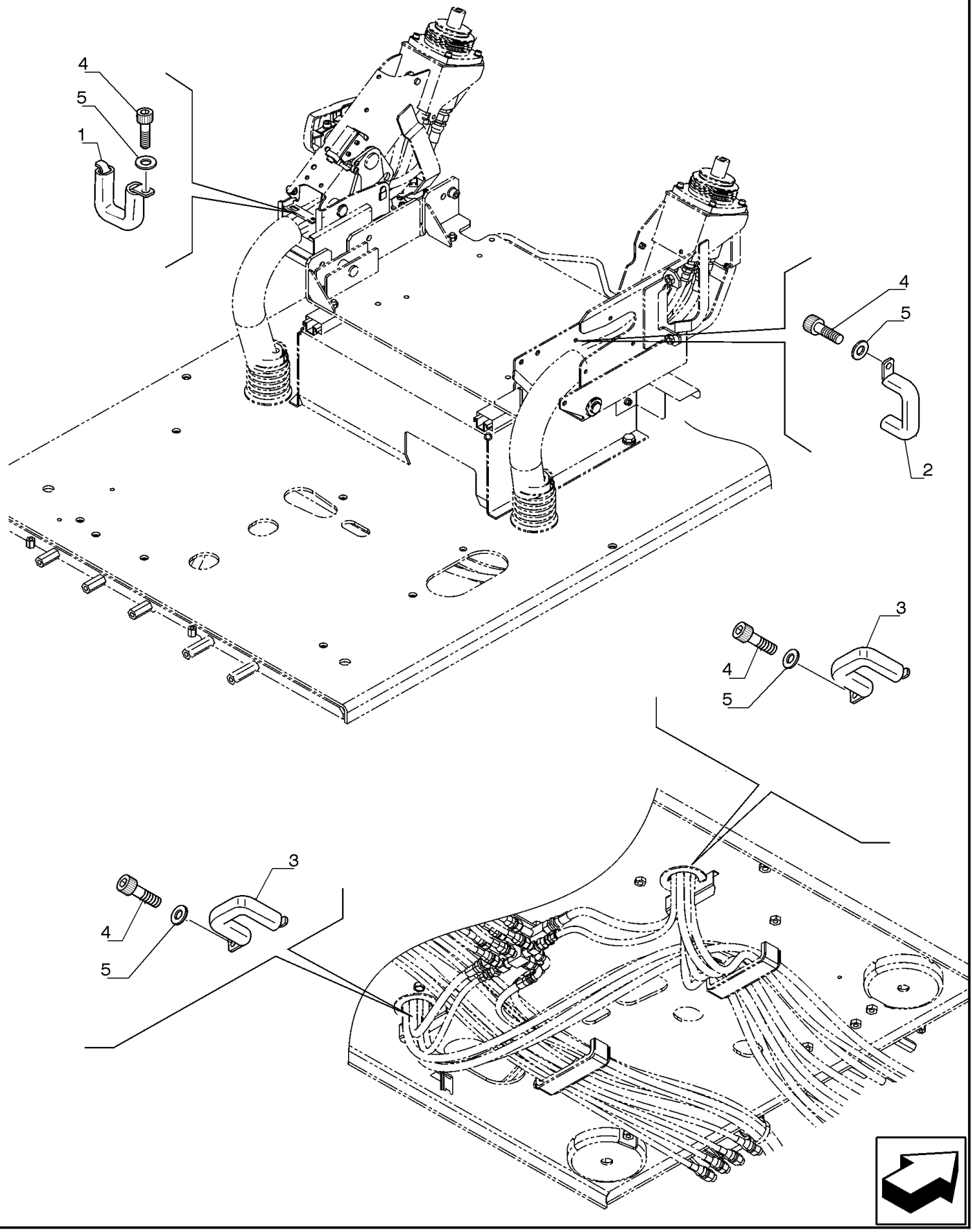

SERVO-COMANDO, LINHAS

REF	FN	PART NUMBER	YR/SN	QTY	DESCRIPTION
1		YN12P01205F1		1	BRAÇADEIRA
2		87528679		1	SUPORTE
3		87528672		2	SUPORTE
4		14305334		4	PARAFUSO ALLEN M6 x 20mm, Cl 10.9, Full Thd
5		10516474		4	TRAVA DA ARRUELA

35.355.AH		p1	7/2014

MANIPULADOR, COMPONENTES

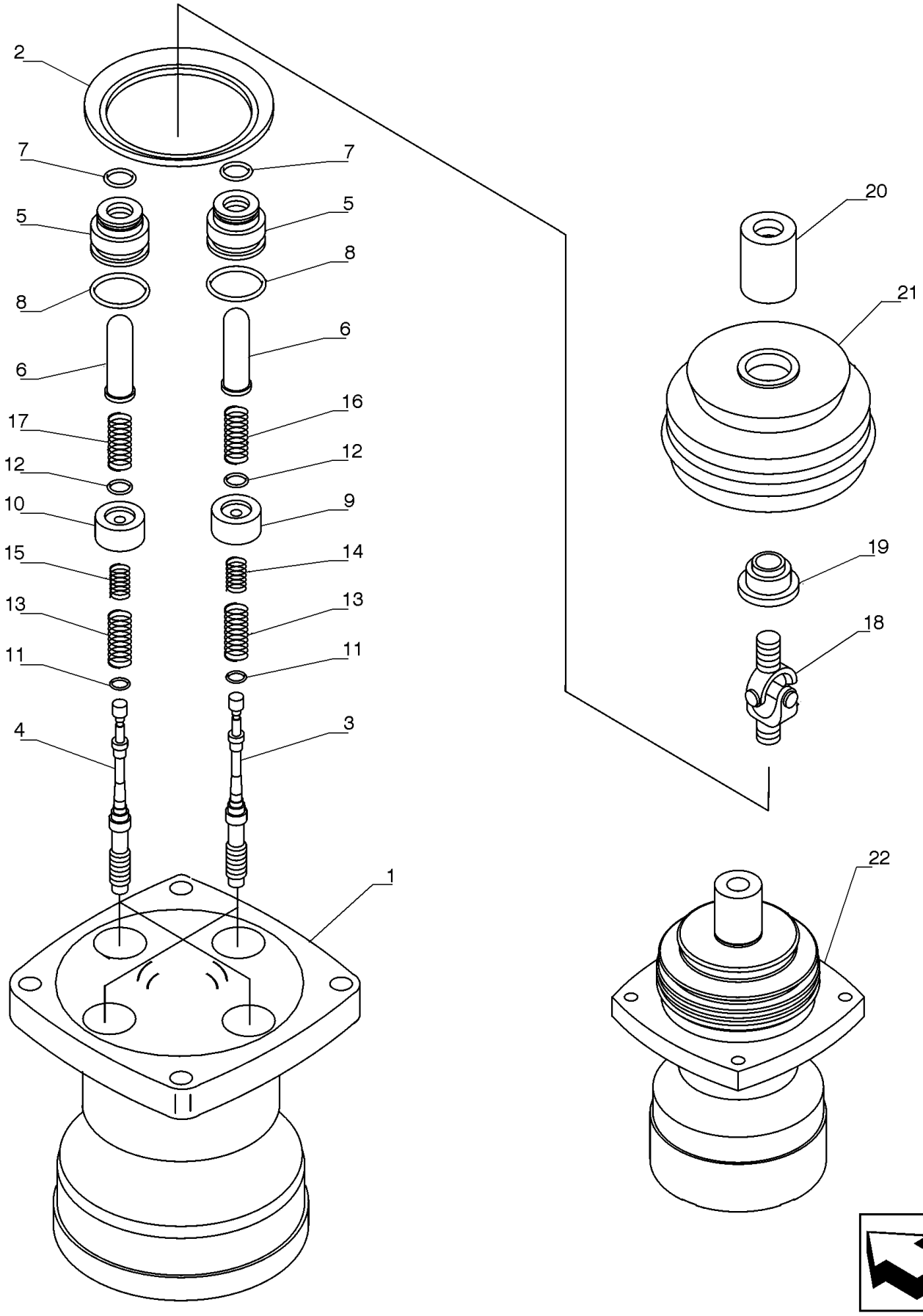

MANIPULADOR, COMPONENTES

REF FN	PART NUMBER	YR/SN	QTY	DESCRIPTION
1	NS		1	SEM SERVIÇO
2	72209857		1	PLACA
3	NS		2	SEM SERVIÇO
4	NS		2	SEM SERVIÇO
5	72209858		4	BUJÃO
6	72958681		4	HASTE
7	72209860		4	VEDAÇÃO
8	72209824		4	O-RING
9	72209861		2	SEDE/ALOJAMENTO
10	YT30V00008S010		2	ASSENTO MOLA
11	72209862		4	ARRUELA PLANA
12	LQ30V00033S218		4	ASSENTO MOLA
13	LQ30V00033S221		4	MOLA
14	LQ30V00033S241		2	MOLA
15	LQ30V00033S242		2	MOLA
16	LQ30V00033S246		2	MOLA
17	LQ30V00033S247		2	MOLA
18	72209867		1	DISTRIBUIDOR ROTATIV
19	72209868		1	PLACA
20	72209869		1	PORCA
21	72209870		1	CAPA
22	LQ30V00033F2		2	VÁLVULA HIDRÁULICA

35.356.AK	01	p1	7/2014

VÁLVULA DO PEDAL

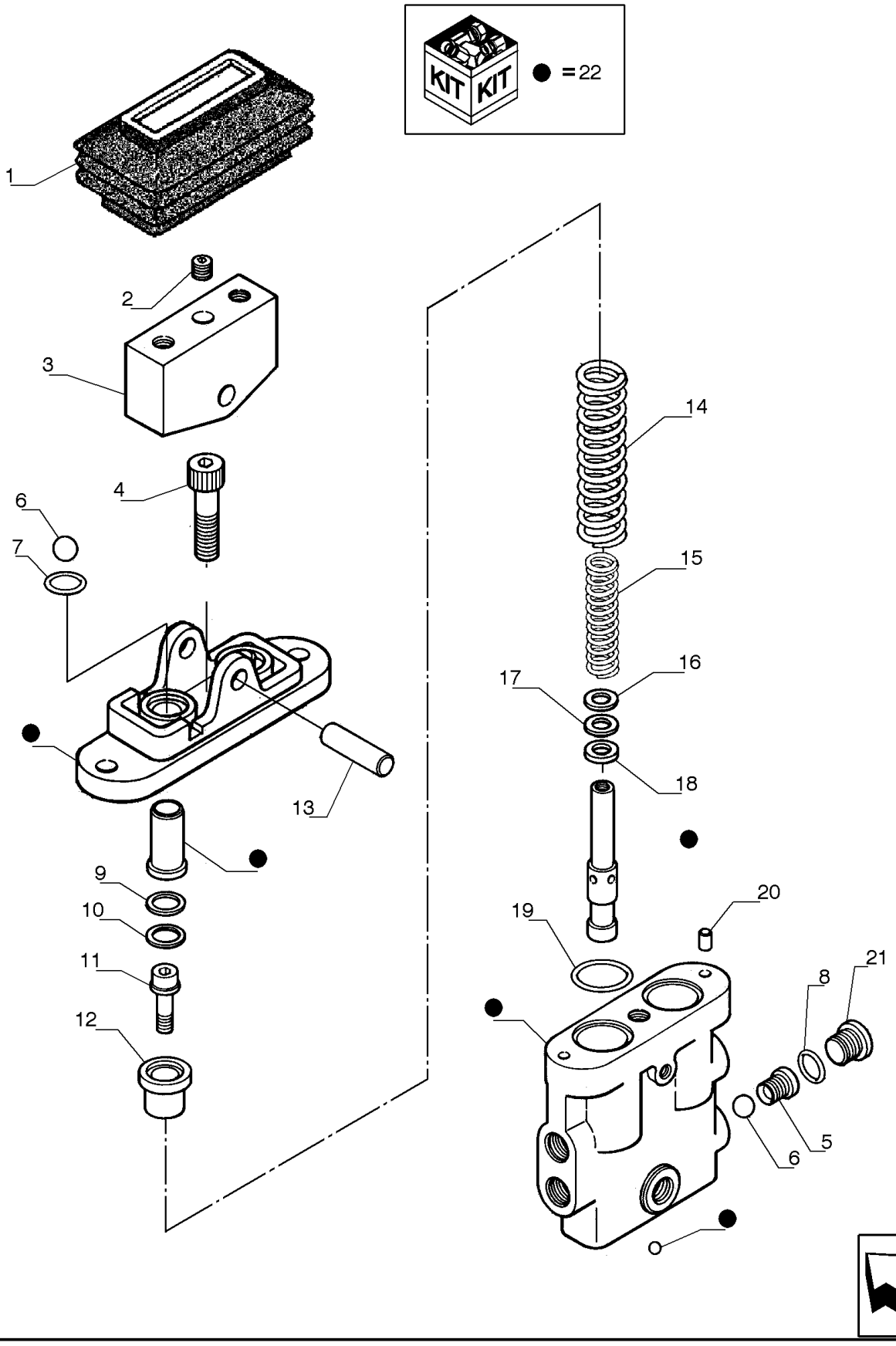

VÁLVULA DO PEDAL

REF FN	PART NUMBER	YR/SN	QTY	DESCRIPTION
1	72210225		1	CAPA
2	72210233		2	BUJÃO
3	72210489		1	EXCÊNTRICO
4	72210490		1	PARAFUSO
5	72210219		1	SEDE/ALOJAMENTO
6	72210237		3	ESFERA
7	72210491		2	O-RING
8	72209827		1	O-RING
9	72210484		2	CALÇO DE AFINAÇÃO
10	72210485		2	CALÇO DE AFINAÇÃO
11	72210232		2	PARAFUSO
12	72210483		2	LUVA
13	72210226		1	PINO
14	72210486		1	MOLA
15	72210223		2	MOLA
16	72210234		2	ARRUELA PLANA
17	72210488		1	CALÇO DE AFINAÇÃO
18	72210487		2	CALÇO DE AFINAÇÃO
19	72210493		2	O-RING
20	72210492		2	PINO
21	72210230		1	BUJÃO
22	72210494		1	CONJUNTO

35.356.AK	02	p1	7/2014

PEDAL E ALAVANCA DE CONTROLE

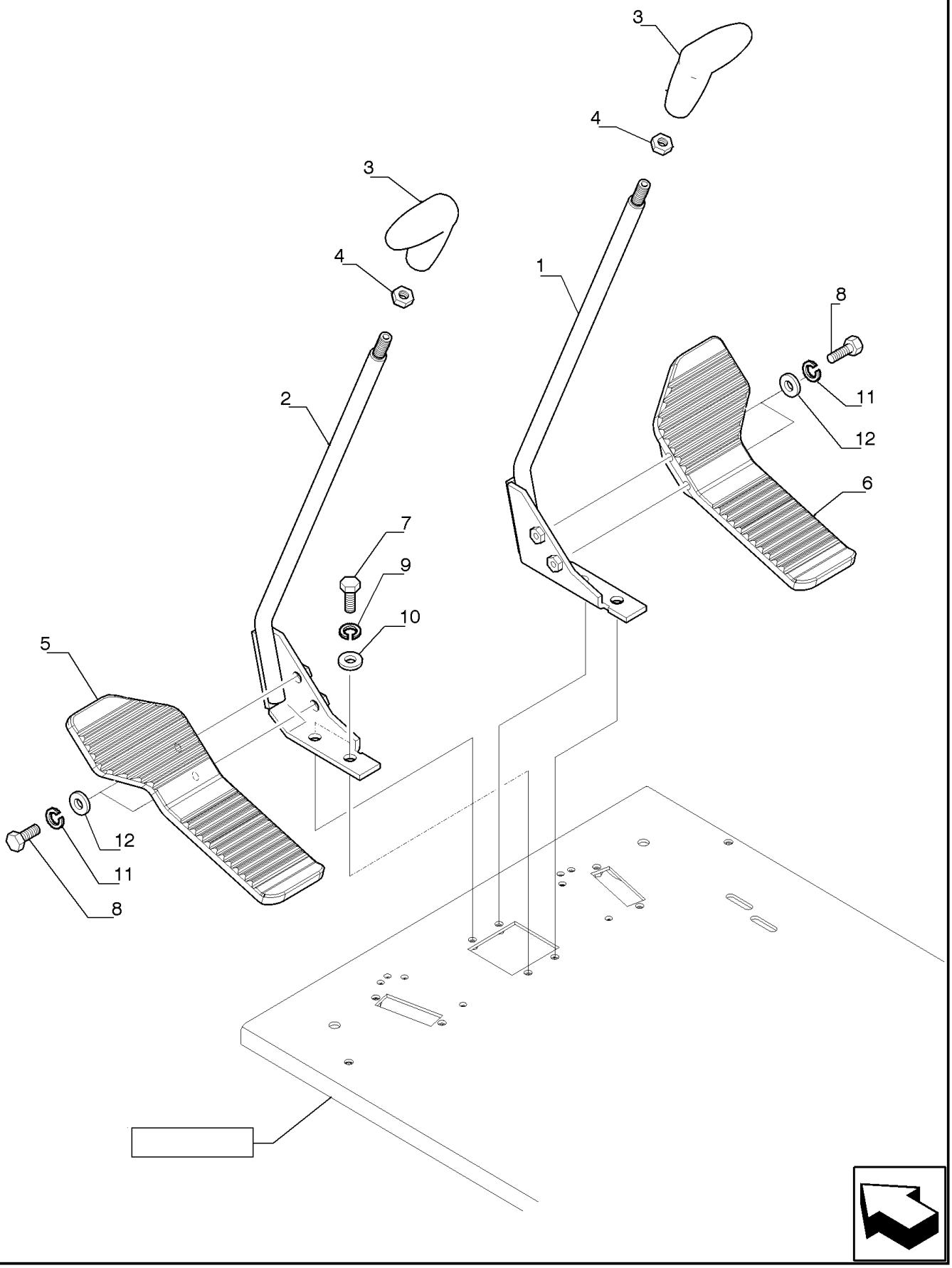

PEDAL E ALAVANCA DE CONTROLE

REF	FN	PART NUMBER	YR/SN	QTY	DESCRIPTION
1		87524864		1	ALAVANCA
2		87524865		1	ALAVANCA
3		72203856		2	EMPUNHADURA
4		16101521		2	PORCA M12 x 1.25, Cl 10
5		87524873		1	PEDAL
6		87524874		1	PEDAL
7		11106234		4	PARAFUSO Hex, M10 x 1.5 x 25 mm, Cl 10.9, Full Thd
8		16043634		4	PARAFUSO Hex, M8 x 1.25 x 25mm, Cl 10.9, Full Thd
9		14496631		4	ARRUELA PLANA M10 x 21 x 2
10		10516874		4	TRAVA DA ARRUELA
11		14496531		4	ARRUELA PLANA M8 x 17 x 1.6
12		10516674		4	TRAVA DA ARRUELA M8

35.356.AR		p1	7/2014

VÁLVULA CONTROLE, LINHAS

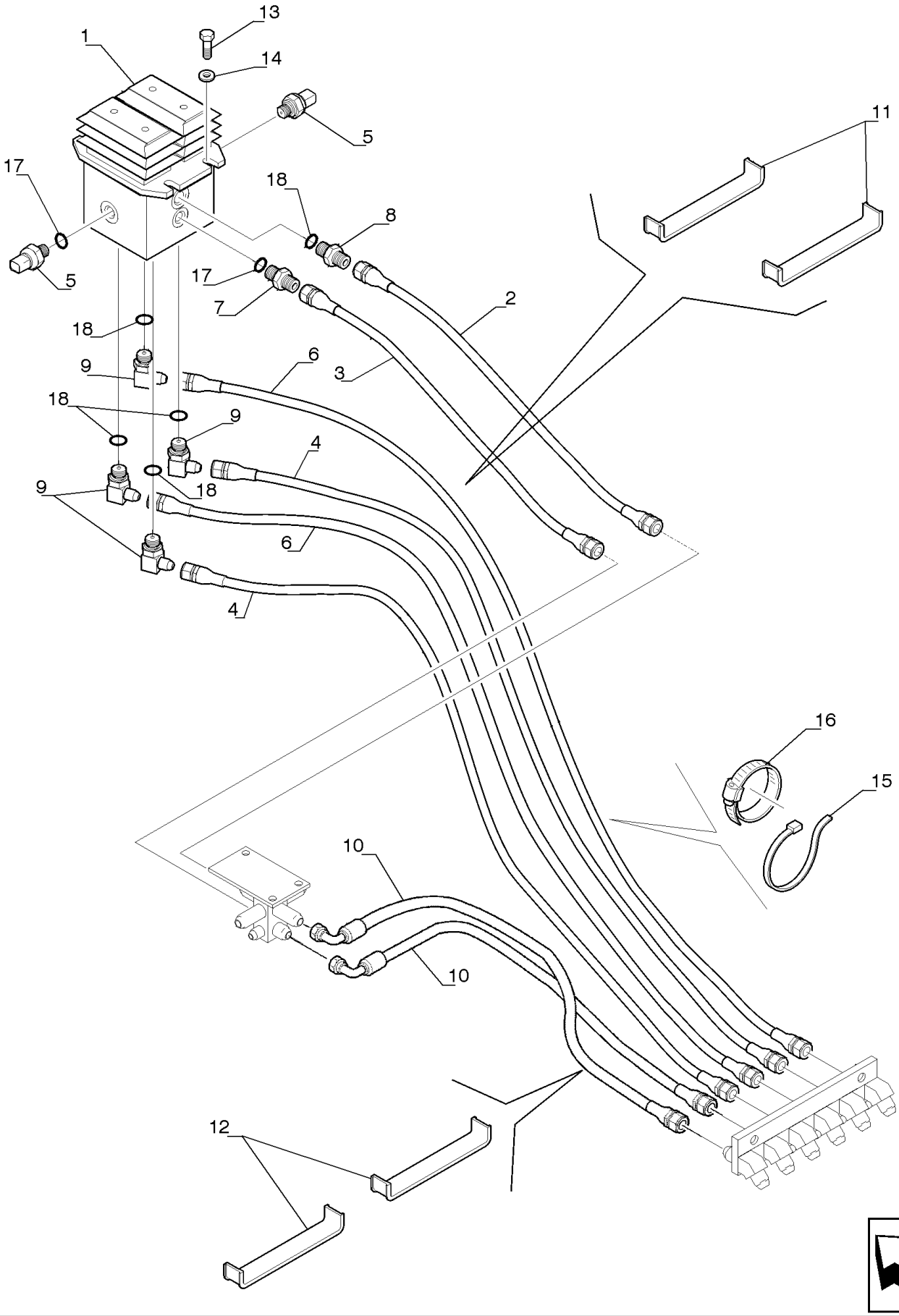

VÁLVULA CONTROLE, LINHAS

REF	FN	PART NUMBER	YR/SN	QTY	DESCRIPTION
1		YN30V00105F2		1	VÁLVULA PILOTO Assy
2		87703006		1	TUBO FLEXÍVEL
3		87645092		1	TUBO FLEXÍVEL 6.30 mm ID x 780.00 mm
4		87533078		2	TUBO FLEXÍVEL
5		87608371		2	SENSOR
6		87537460		2	TUBO FLEXÍVEL
7		87522432		1	CONECTOR HIDRÁUL
8		72214522		1	CONECTOR HIDRÁUL
9		72214525		4	CONECTOR HIDRÁUL
10		HX33L06082DX		2	TUBO FLEXÍVEL
11		87533102		2	JUNTA
12		YF62H01001P1		2	CINTA DE BORRACHA
13		11106434		4	PARAFUSO Hex, M10 x 30mm, Cl 10.9, Full Thd
14		14496631		4	ARRUELA PLANA M10 x 21 x 2
15		72951499		1	GRAMPO
16		87526680		1	COLAR DE FIXAÇÃO
17		ZD12P01100		2	O-RING
18		ZD12P01400		5	O-RING

35.357.AB		p1	7/2014

VÁLVULA PILOTO

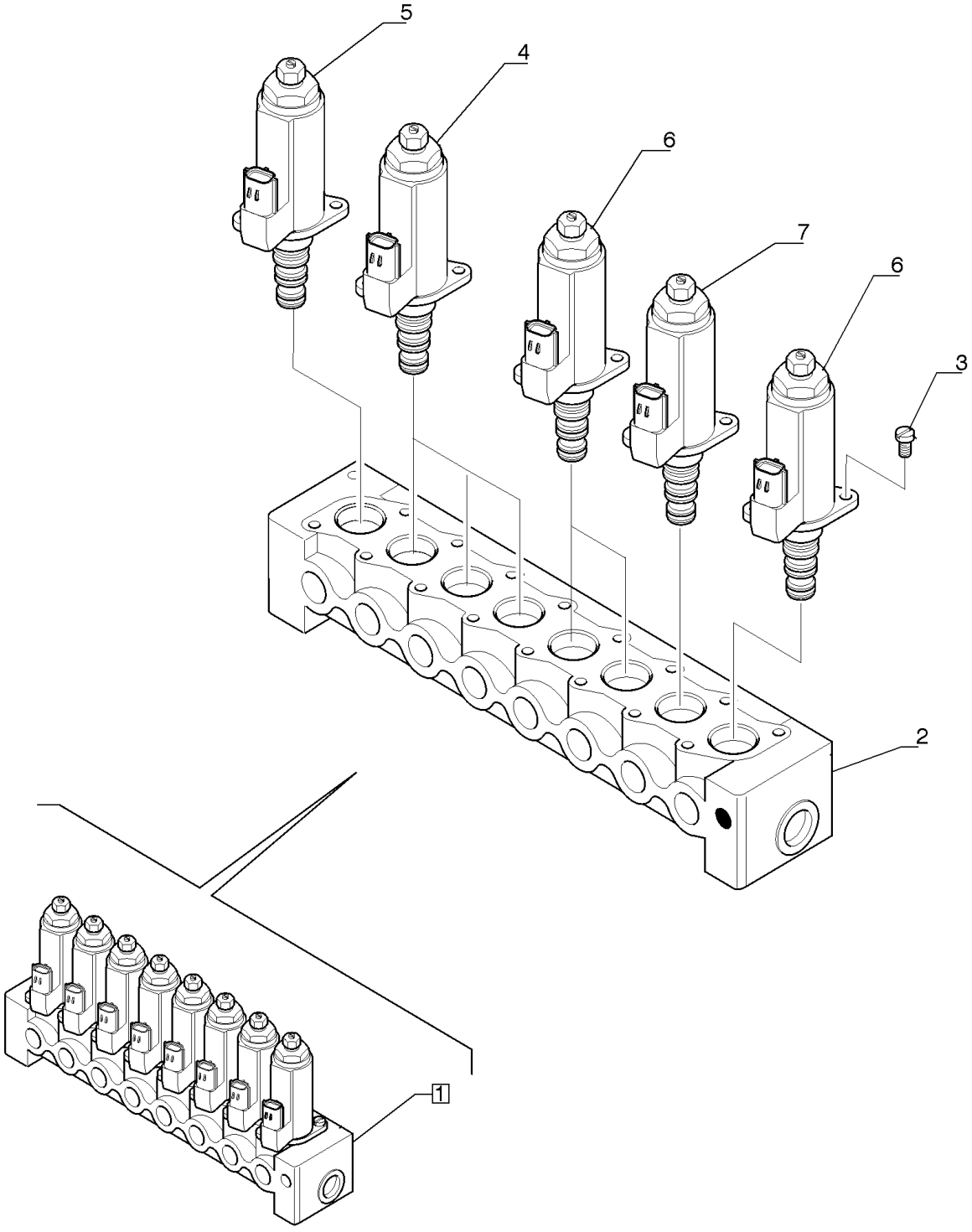

VÁLVULA PILOTO

REF	FN	PART NUMBER	YR/SN	QTY	DESCRIPTION
1		YN35V00047F2		1	VÁLVULA HIDRÁULICA
2		NS		1	SEM SERVIÇO
3		YN35V00047S171		16	PARAFUSO
4		YN35V00048F2		3	VÁLVULA HIDRÁULICA
5		YN35V00049F1		1	VÁLVULA
6		YN35V00050F1		3	VÁLVULA DO SOLENOIDE
7		YN35V00051F1		1	VÁLVULA DO SOLENOIDE

35.357.AD		p1	7/2014

VÁLVULA PILOTO, LINHAS

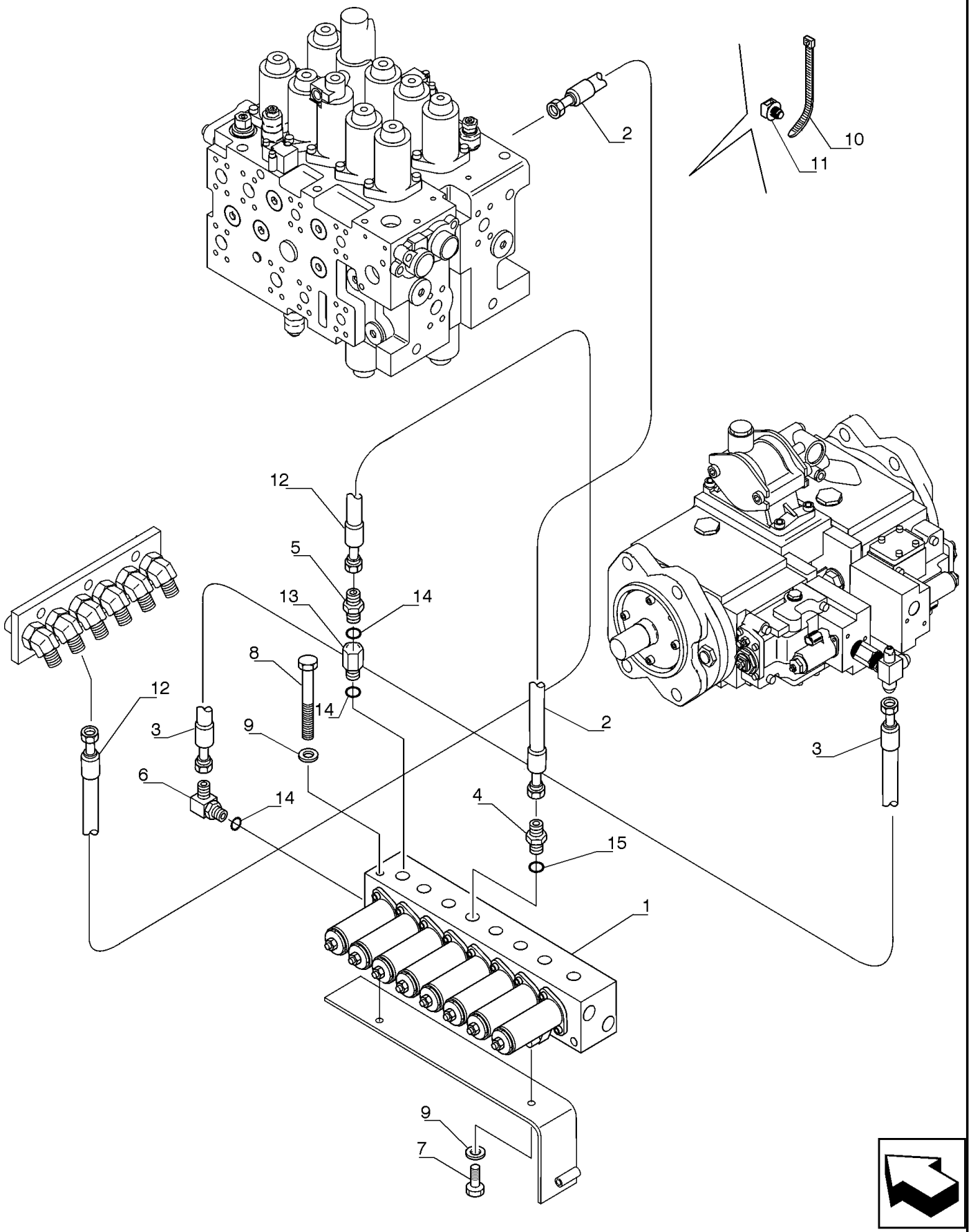

VÁLVULA PILOTO, LINHAS

REF FN	PART NUMBER	YR/SN	QTY	DESCRIPTION
1	YN35V00047F2		1	VÁLVULA HIDRÁULICA Assy
2	72214556		1	MANGUEIRA
3	2420R537D280		1	MANGUEIRA 9.60mm ID x 2800mm L
4	72214744		1	CONECTOR HIDRÁUL
5	72214523		1	CONECTOR HIDRÁUL
6	72214548		1	CONECTOR HIDRÁUL
7	11106234		1	PARAFUSO Hex, M10 x 1.5 x 25 mm, Cl 10.9, Full Thd
8	11108234		1	PARAFUSO
9	14496631		2	ARRUELA PLANA M10 x 21 x 2
10	72951499		1	GRAMPO
11	87526680		1	COLAR DE FIXAÇÃO
12	72214551		1	MANGUEIRA
13	72284849		1	CONECTOR HIDRÁUL
14	ZD12P01400		3	O-RING
15	ZD12P01100		1	O-RING

VÁLVULA PILOTO, COMPONENTES

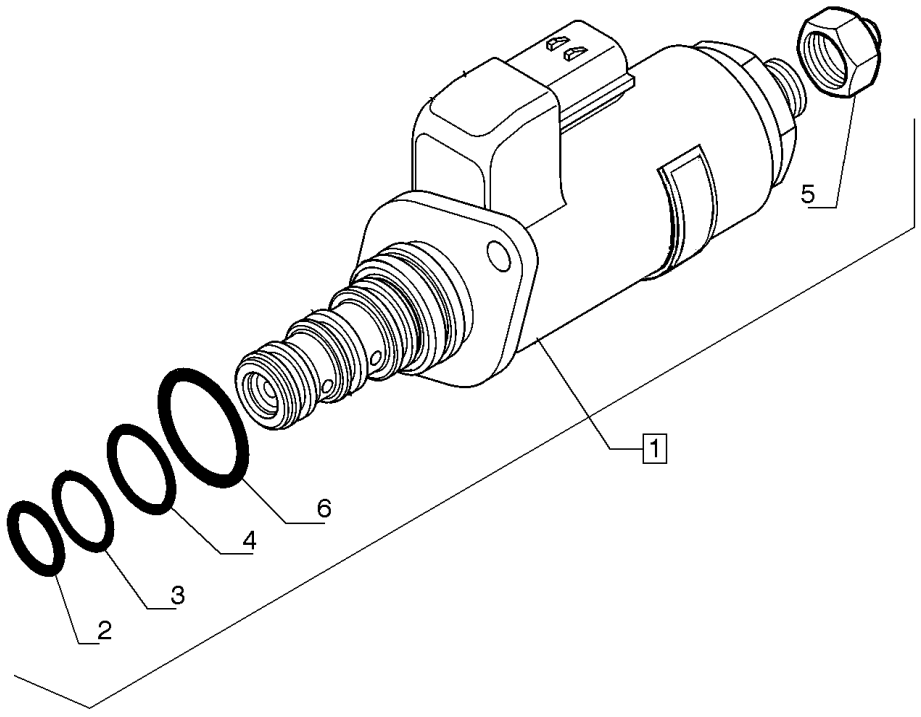

VÁLVULA PILOTO, COMPONENTES

REF	FN	PART NUMBER	YR/SN	QTY	DESCRIPTION
1		YN35V00048F2		3	VÁLVULA HIDRÁULICA
1		YN35V00049F1		1	VÁLVULA
1		YN35V00050F1		3	VÁLVULA DO SOLENOIDE
1		YN35V00051F1		1	VÁLVULA DO SOLENOIDE
2		72209833		1	O-RING
3		72209834		1	O-RING
4		72209835		1	O-RING
5		YN35V00018S802		1	PORCA
6		72209824		1	O-RING

35.357.AK	01	p1	7/2014

VÁLVULA PILOTO, LINHAS

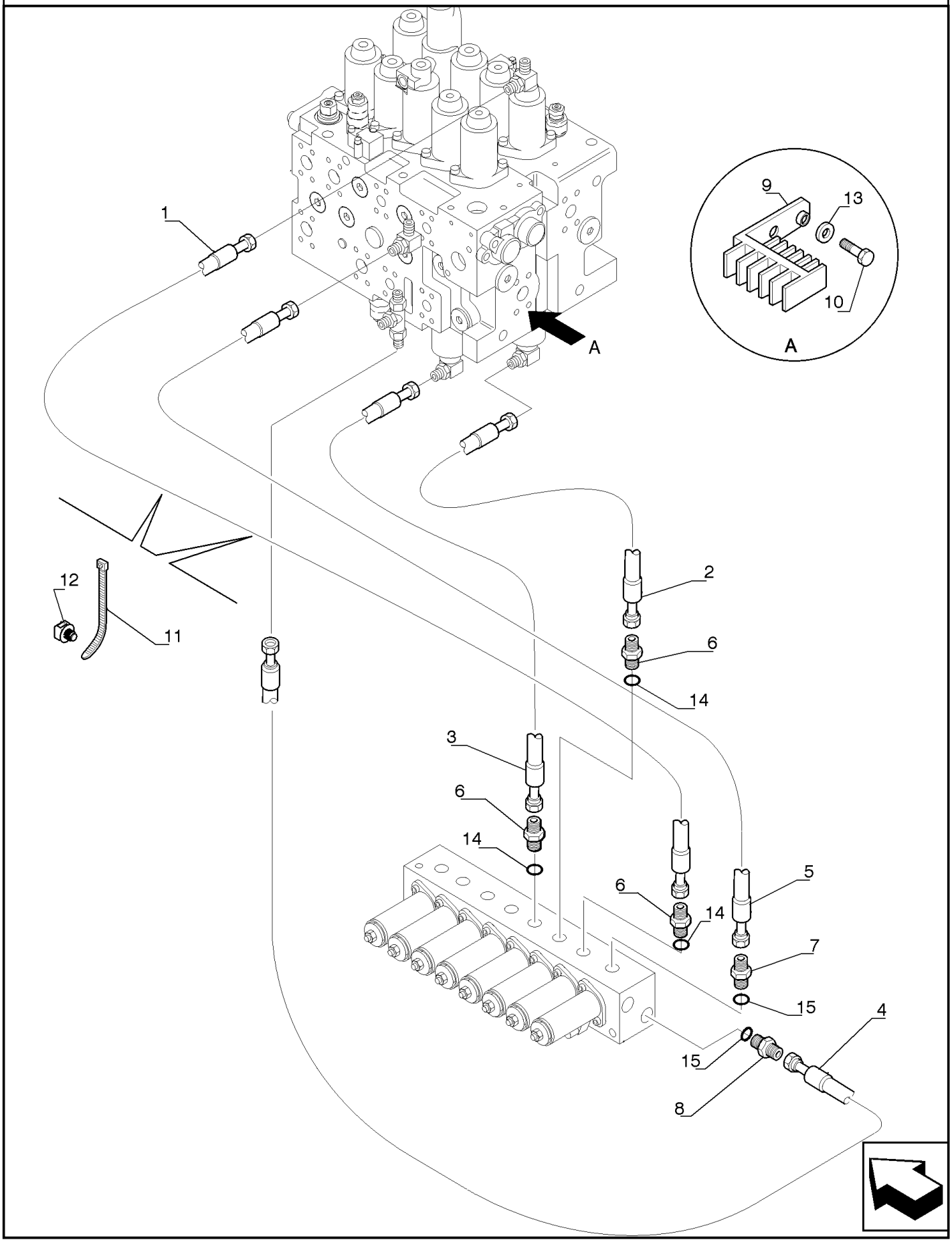

VÁLVULA PILOTO, LINHAS

REF	FN	PART NUMBER	YR/SN	QTY	DESCRIPTION
1		72214535		1	MANGUEIRA
2		72214543		1	MANGUEIRA
3		87397568		1	TUBO FLEXÍVEL
4		72953856		1	MANGUEIRA
5		72214731		1	MANGUEIRA
6		72214744		3	CONECTOR HIDRÁUL
7		72214523		1	CONECTOR HIDRÁUL
8		87634952		1	CONECTOR HIDRÁUL
9		87338536		1	COLAR
10		16043834		2	PARAFUSO Hex, M8 x 1.25 x 30mm, Cl 10.9, Full Thd
11		L18331		2	PRENDEDOR DE CABOS
12		87526680		2	COLAR DE FIXAÇÃO
13		14496531		2	ARRUELA PLANA M8 x 17 x 1.6
14		ZD12P01100		3	O-RING
15		ZD12P01400		2	O-RING

35.357.AK	02	p1	7/2014

SISTEMA HIDRÁULICO

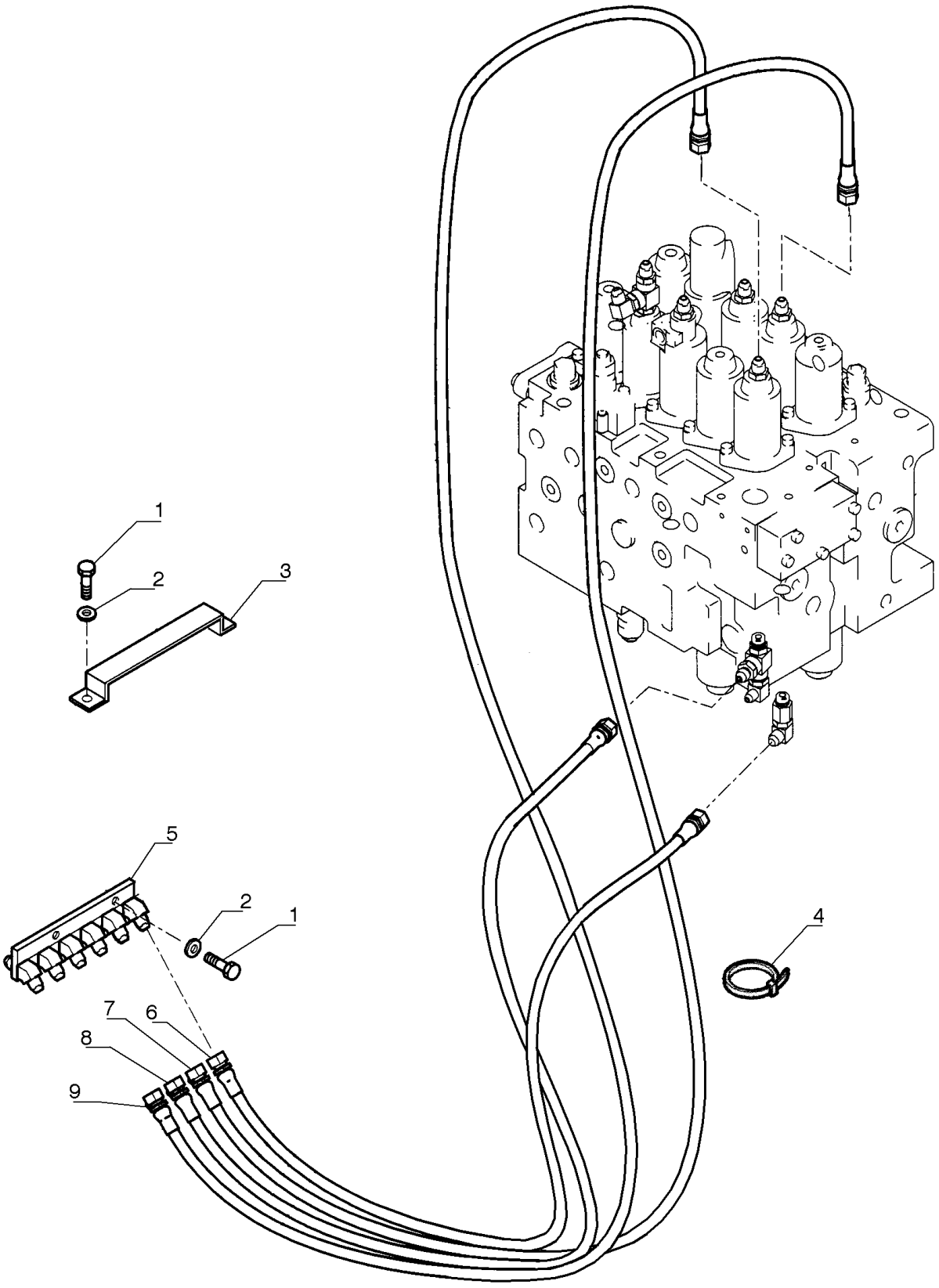

SISTEMA HIDRÁULICO

REF	FN	PART NUMBER	YR/SN	QTY	DESCRIPTION
1		11106031		4	PARAFUSO Hex, M10 x 20, 10.9, Full Thd
2		14496631		5	ARRUELA PLANA M10 x 21 x 2
3		87531053		1	SUPORTE
4		L18331		1	PRENDEDOR DE CABOS
5		LB64H01021P1		1	BLOCO
6		87531052		1	TUBO FLEXÍVEL
7		72214775		1	MANGUEIRA
8		87531051		1	TUBO FLEXÍVEL
9		87397568		1	TUBO FLEXÍVEL

SISTEMA HIDRÁULICO

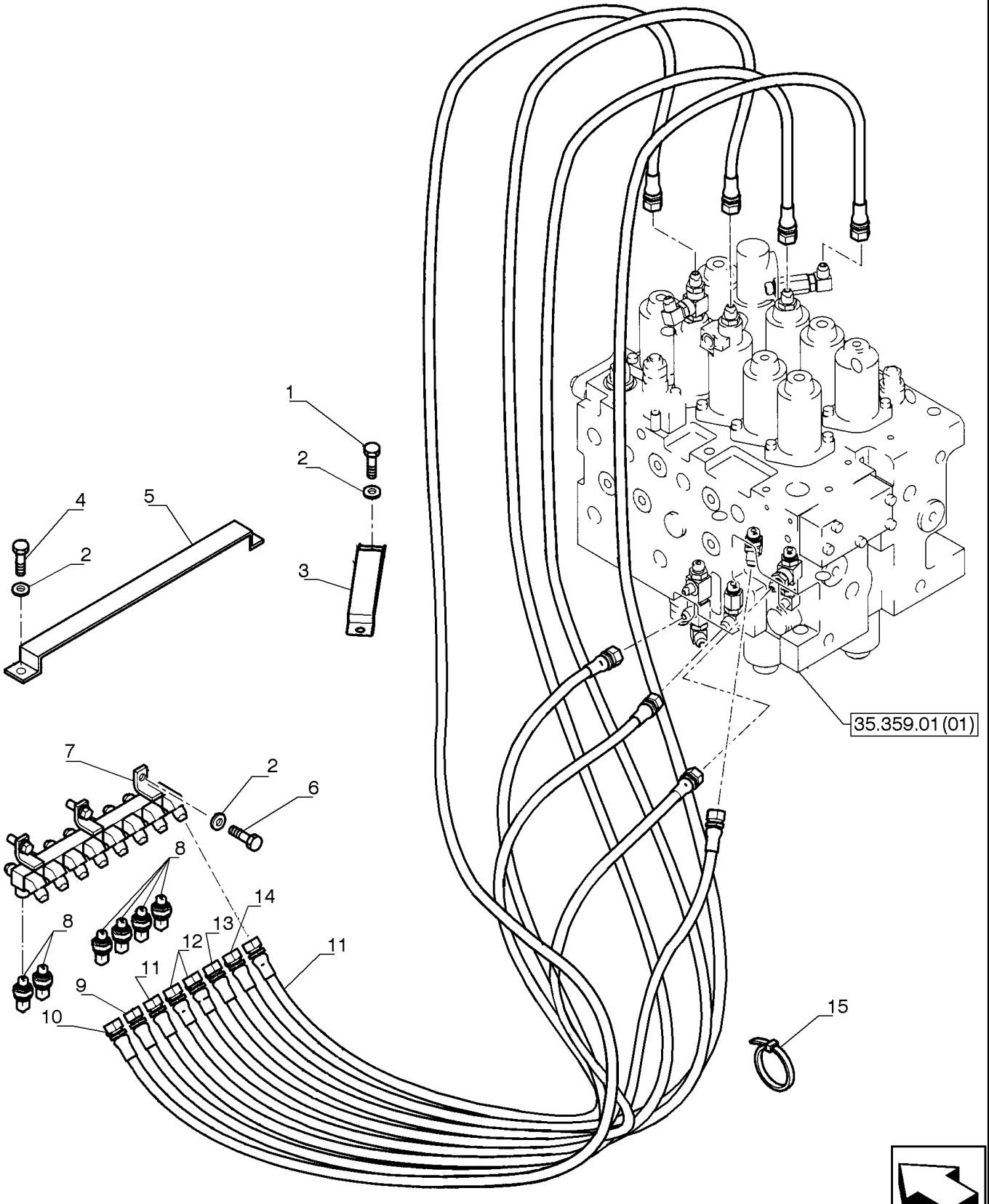

SISTEMA HIDRÁULICO

REF FN	PART NUMBER	YR/SN	QTY	DESCRIPTION
1	11106031		2	PARAFUSO Hex, M10 x 20, 10.9, Full Thd
2	14496631		7	ARRUELA PLANA M10 x 21 x 2
3	87338540		1	SUPORTE
4	11106631		2	PARAFUSO Hex, M10 x 35mm, Cl 10.9, Full Thd
5	87641751		1	PLACA
6	11106431		3	PARAFUSO Hex, M10 x 1.5 x 30mm, Cl 10.9, Full Thd
7	87338542		1	BLOCO
8	87608371		6	SENSOR
9	87531048		1	TUBO FLEXÍVEL
10	87531049		1	MANGUEIRA
11	87531068		2	TUBO FLEXÍVEL
12	87531069		2	TUBO FLEXÍVEL
13	87338408		1	TUBO FLEXÍVEL 9.52mm ID x 1550mm L
14	87531050		1	TUBO FLEXÍVEL

35.357.AP		p1	7/2014

RETORNO, LINHAS

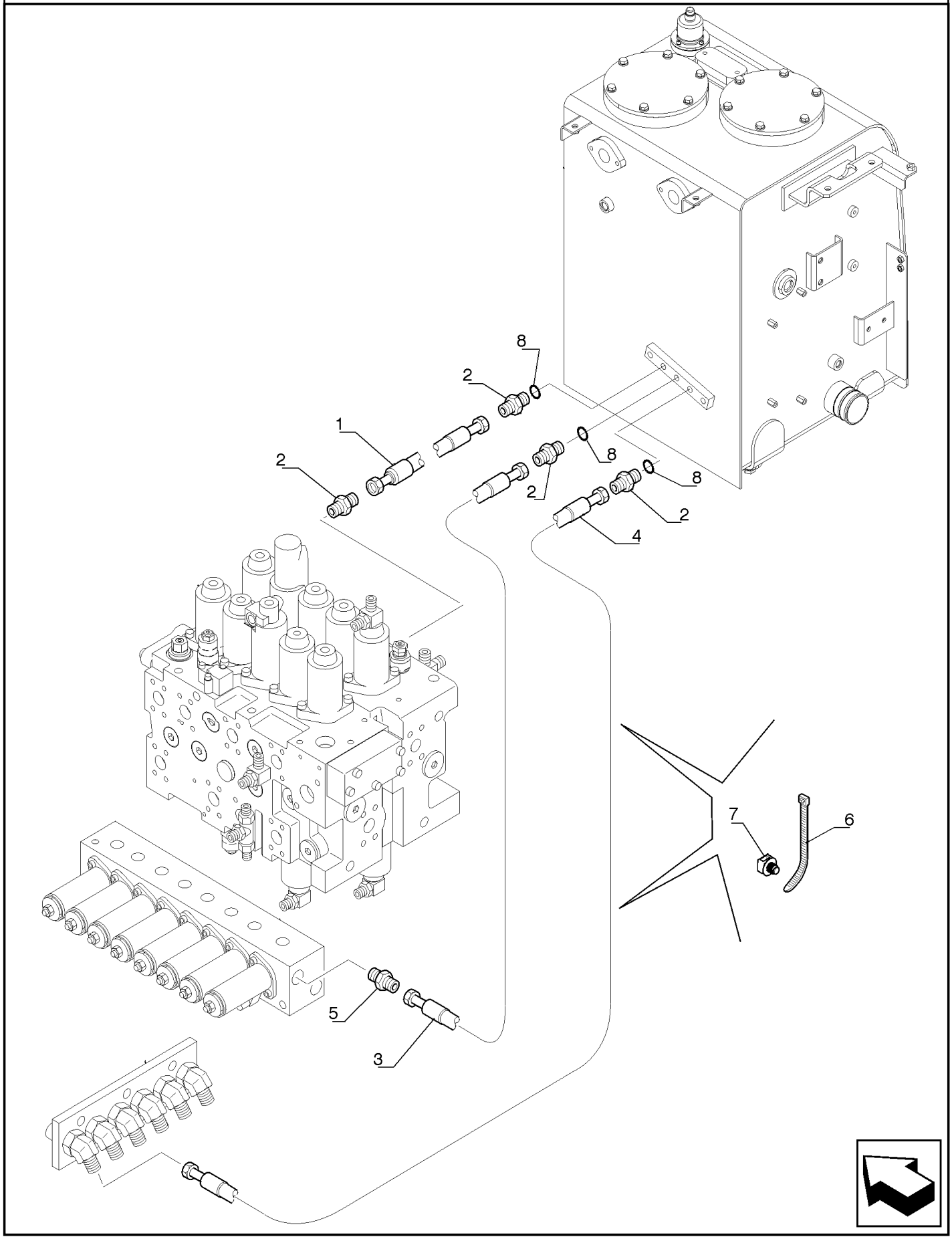

RETORNO, LINHAS

REF	FN	PART NUMBER	YR/SN	QTY	DESCRIPTION
1		87397171		1	TUBO FLEXÍVEL
2		72214523		4	CONECTOR HIDRÁUL
3		87544490		1	TUBO FLEXÍVEL 9.50 mm ID x 1550.00 mm
4		87529938		1	MANGUEIRA
5		72214523		1	CONECTOR HIDRÁUL
6		L18331		2	PRENDEDOR DE CABOS
7		87526680		2	COLAR DE FIXAÇÃO
8		ZD12P01400		4	O-RING

35.359.AE	01	p1	7/2014

SISTEMA HIDRÁULICO

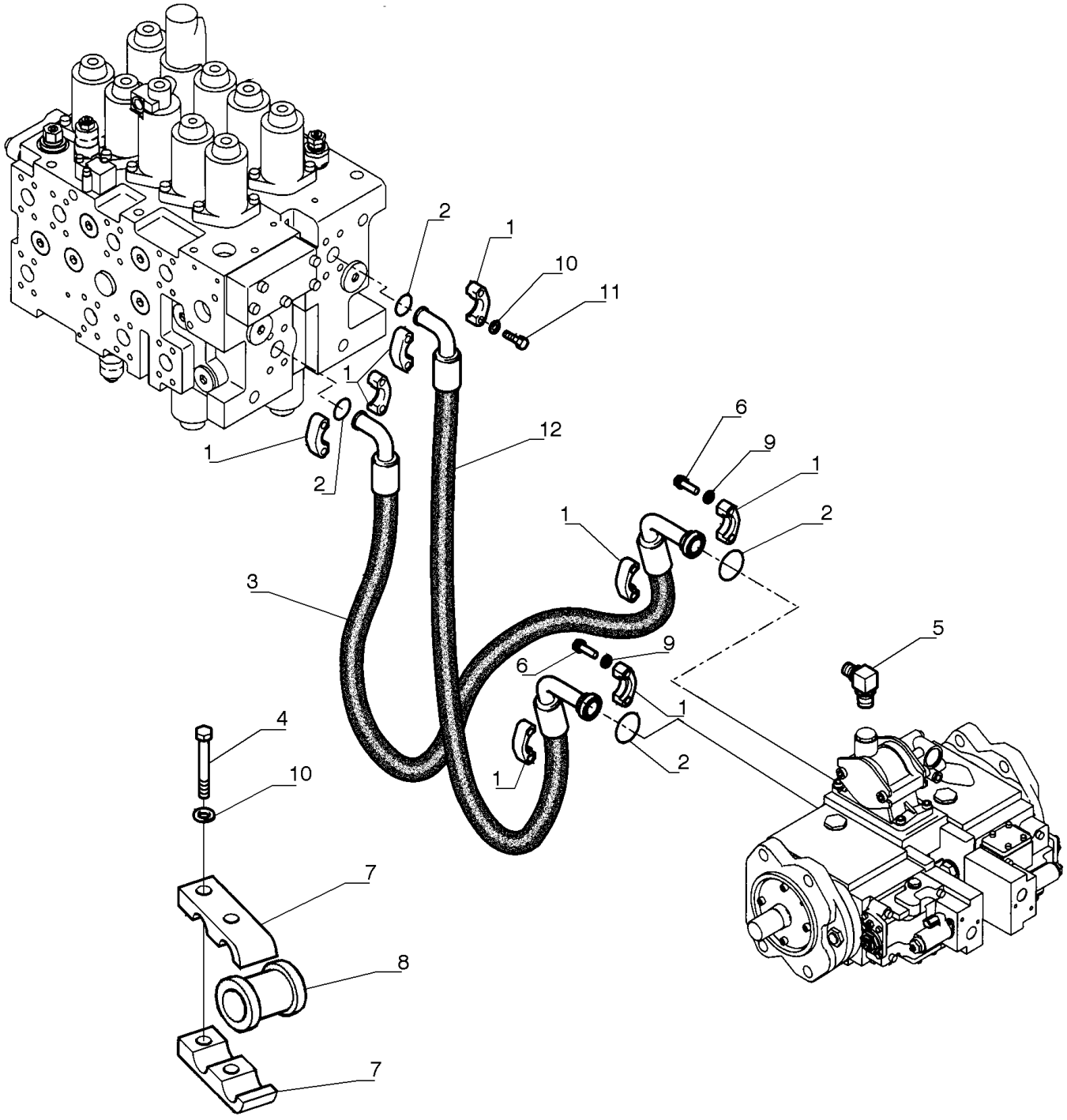

SISTEMA HIDRÁULICO

REF FN	PART NUMBER	YR/SN	QTY	DESCRIPTION
1	71404313		8	SEMI-FLANGE
2	70924200		4	O-RING
3	87524900		1	TUBO FLEXÍVEL
4	11114031		3	PARAFUSO Hex, M12 x 90, 10.9
5	72214734		1	CONECTOR HIDRÁUL
6	14423231		1	PARAFUSO ALLEN M12 x 1.75 x 90mm, Cl 10.9
7	LQ30H01152P1		2	BRAÇADEIRA
8	LQ30H01153P1		3	BUCHA
9	10517071		1	TRAVA DA ARRUELA M12
10	14496731		11	ARRUELA PLANA M12 x 24 x 2.5 Thk
11	11112831		8	PARAFUSO Hex, M12 x 40mm, Cl 10.9, Full Thd
12	87524901		1	TUBO FLEXÍVEL

SISTEMA HIDRÁULICO

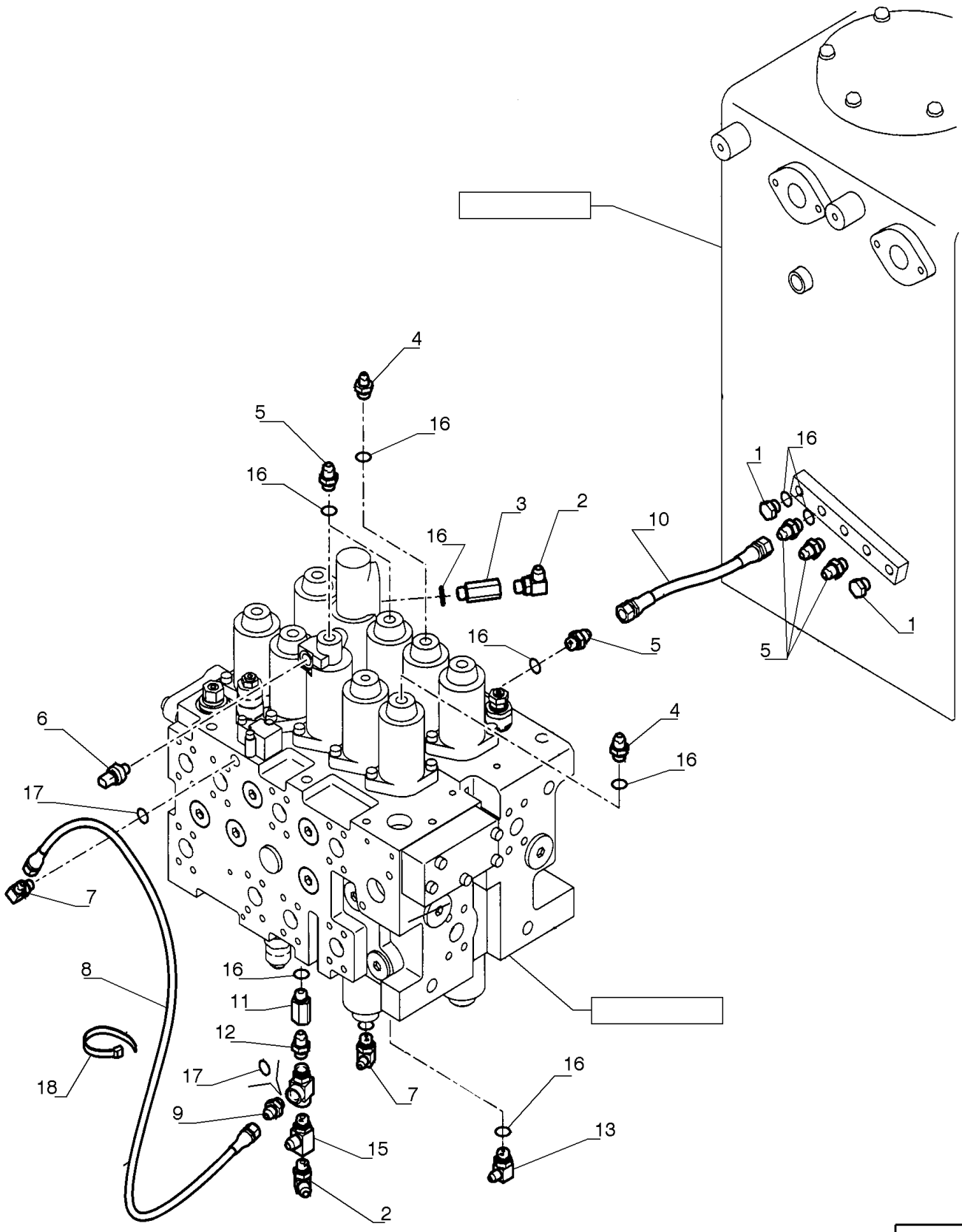

SISTEMA HIDRÁULICO

REF FN	PART NUMBER	YR/SN	QTY	DESCRIPTION
1	72214558		2	BUJÃO
2	72214526		2	CONECTOR HIDRÁUL
3	72284849		1	CONECTOR HIDRÁUL
4	72214522		2	CONECTOR HIDRÁUL
5	72214523		6	CONECTOR HIDRÁUL
6	87608371		1	SENSOR
7	72214524		2	CONECTOR HIDRÁUL
8	72214775		1	MANGUEIRA
9	72214744		1	CONECTOR HIDRÁUL
10	87397171		1	TUBO FLEXÍVEL
11	87579055		1	CONECTOR HIDRÁUL
12	72209013		1	VÁLVULA HIDRÁULICA
13	72214525		1	CONECTOR HIDRÁUL
14	87652675		1	CONECTOR HIDRÁUL
15	87652676		1	CONECTOR HIDRÁUL
16	ZD12P01400		12	O-RING ID 13.80 ± 0.19 x OD 18mm
17	ZD12P01100		3	O-RING
18	L18331		1	PRENDEDOR DE CABOS

SISTEMA HIDRÁULICO

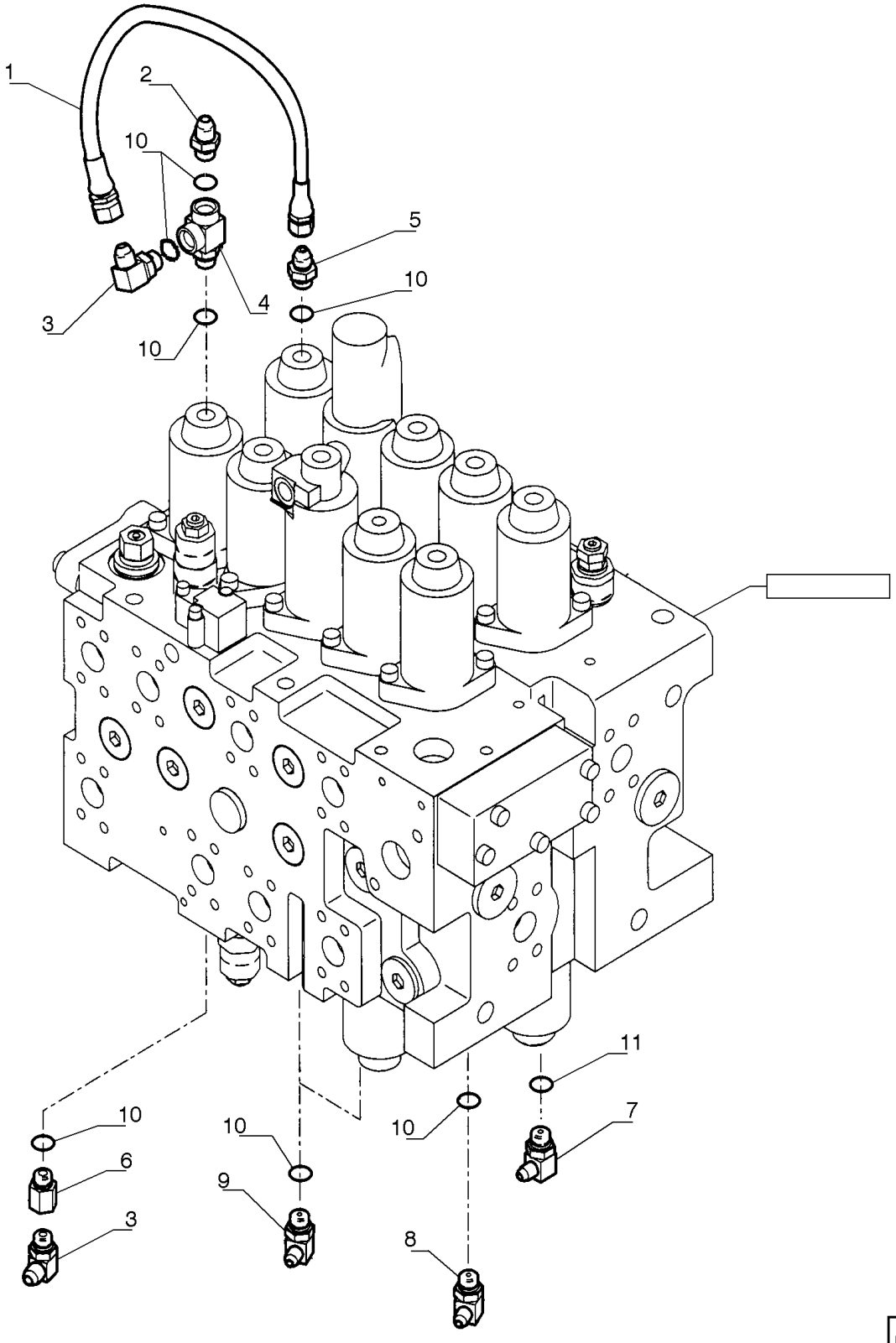

SISTEMA HIDRÁULICO

REF FN	PART NUMBER	YR/SN	QTY	DESCRIPTION
1	HX33L06042DX		1	MANGUEIRA HIDRÁULICA
2	72214523		2	CONECTOR HIDRÁUL
3	72214526		2	CONECTOR HIDRÁUL
4	72954985		1	CONEXAO T
5	{72259980}		1	
6	87652677		1	CONECTOR HIDRÁUL
7	72214524		2	CONECTOR HIDRÁUL
8	72214525		1	CONECTOR HIDRÁUL
9	72214541		2	COTOVELO
10	ZD12P01400		6	O-RING ID 13.80 ± 0.19 x OD 18mm
11	ZD12P01100		1	O-RING

35.359.AE	04	p1	7/2014

SISTEMA HIDRÁULICO

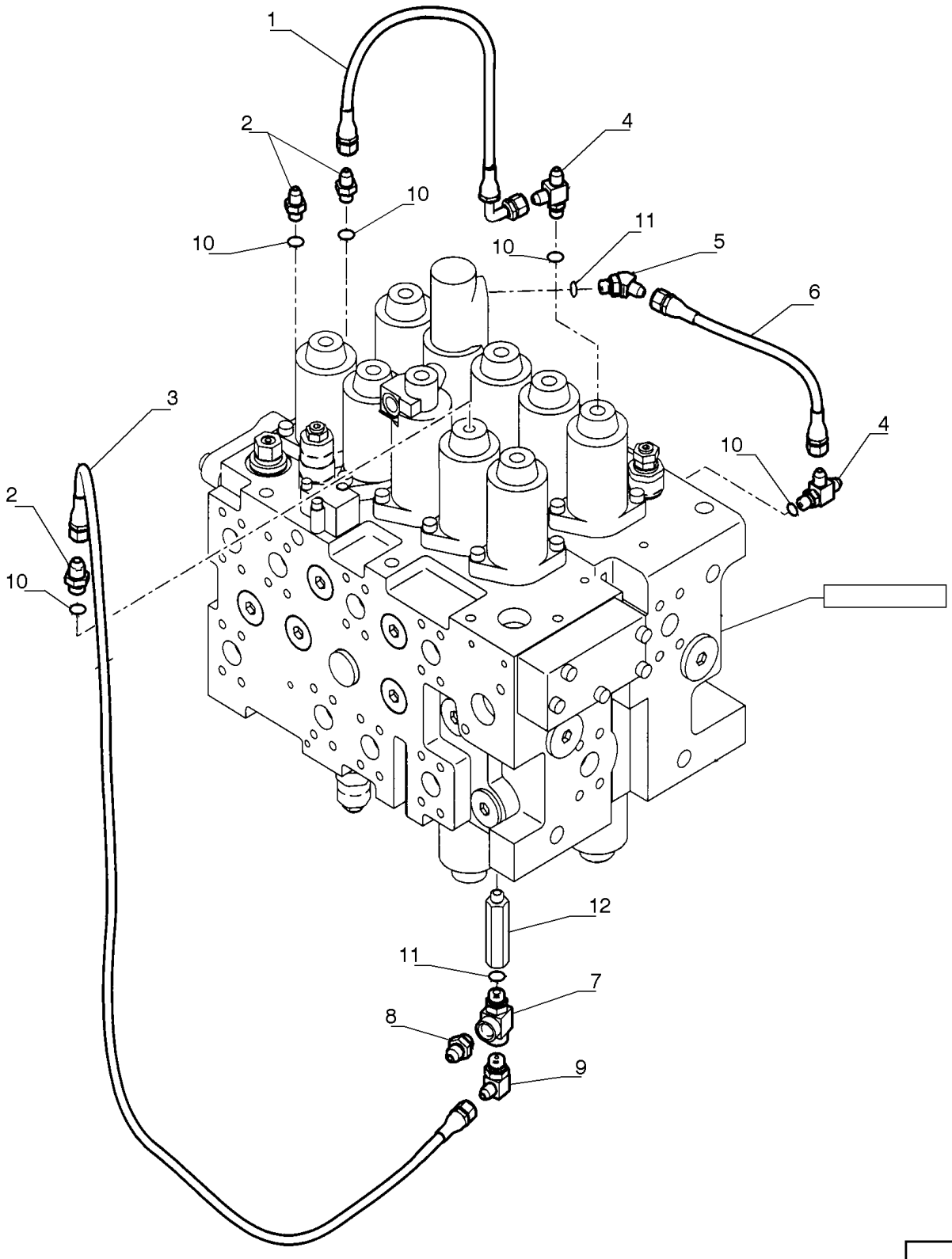

SISTEMA HIDRÁULICO

REF FN	PART NUMBER	YR/SN	QTY	DESCRIPTION
1	HX33L06042DX		1	MANGUEIRA HIDRÁULICA
2	72214744		3	CONECTOR HIDRÁUL
3	72214782		1	MANGUEIRA
4	87652673		1	CONECTOR HIDRÁUL
5	87397451		1	CONECTOR HIDRÁUL
6	87397448		1	TUBO FLEXÍVEL
7	87652674		1	CONECTOR HIDRÁUL
8	72201125		1	VÁLVULA HIDRÁULICA
9	72214525		1	CONECTOR HIDRÁUL
10	ZD12P01100		4	O-RING
11	ZD12P01400		3	O-RING ID 13.80 ± 0.19 x OD 18mm
12	72950424		1	CONECTOR HIDRÁUL

35.359.AE	05	p1	7/2014

SISTEMA HIDRÁULICO

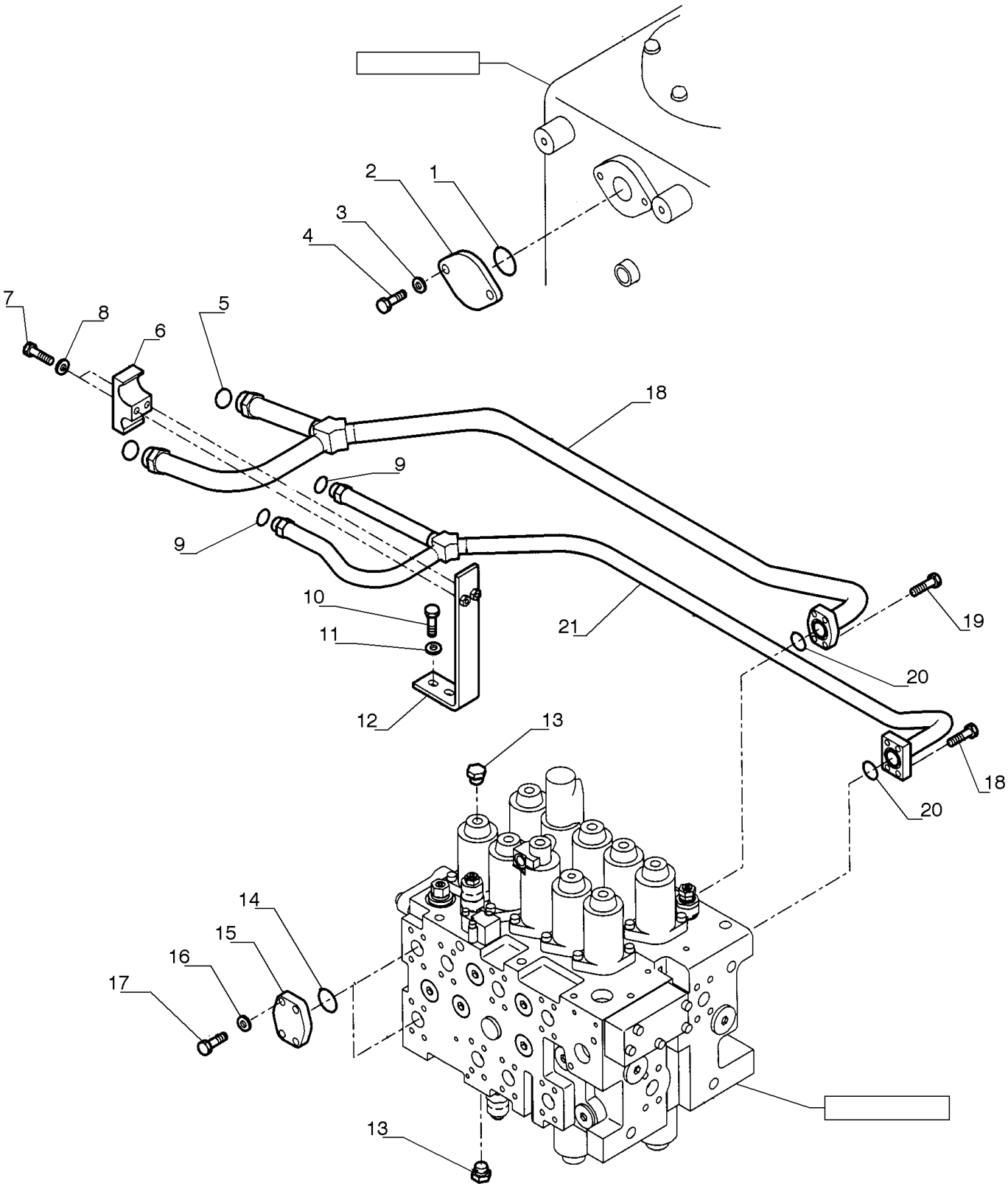

SISTEMA HIDRÁULICO

REF	FN	PART NUMBER	YR/SN	QTY	DESCRIPTION
1		87397569		1	O-RING
2		87617549		1	BUJÃO
3		14496731		16	ARRUELA PLANA M12 x 24 x 2.5 Thk
4		11112431		2	PARAFUSO Hex, M12 x 30mm, Cl 10.9, Full Thd
5		70931640		2	O-RING
6		87617862		1	SUPORTE
7		11107731		2	PARAFUSO Hex, M10 x 75mm, Cl 10.9
8		14496631		2	ARRUELA PLANA M10 x 21 x 2
9		71484462		2	O-RING
10		11112631		2	PARAFUSO Hex, M12 x 35mm, Cl 10.9
11		14496731		2	ARRUELA PLANA M12 x 24 x 2.5 Thk
12		87617572		1	SUPORTE
13		72214558		2	BUJÃO
14		70924200		2	O-RING
15		87397570		2	COBERTURA
16		14496631		8	ARRUELA PLANA M10 x 21 x 2
17		11106431		8	PARAFUSO Hex, M10 x 1.5 x 30mm, Cl 10.9, Full Thd
18		87528664		1	TUBO RÍGIDO 26 mm ID x 1479.6, 124.5 mm L
19		857-10035		8	PARAFUSO Hvy Hex, M10 x 35mm, Cl 10.9
20		70924200		2	O-RING
21		87528665		1	TUBO RÍGIDO 20.8 mm ID x 1495.1, 116.9 mm L

35.360.AB	01	p1	7/2014

LINHA HIDRÁULICA, CAÇAMBA

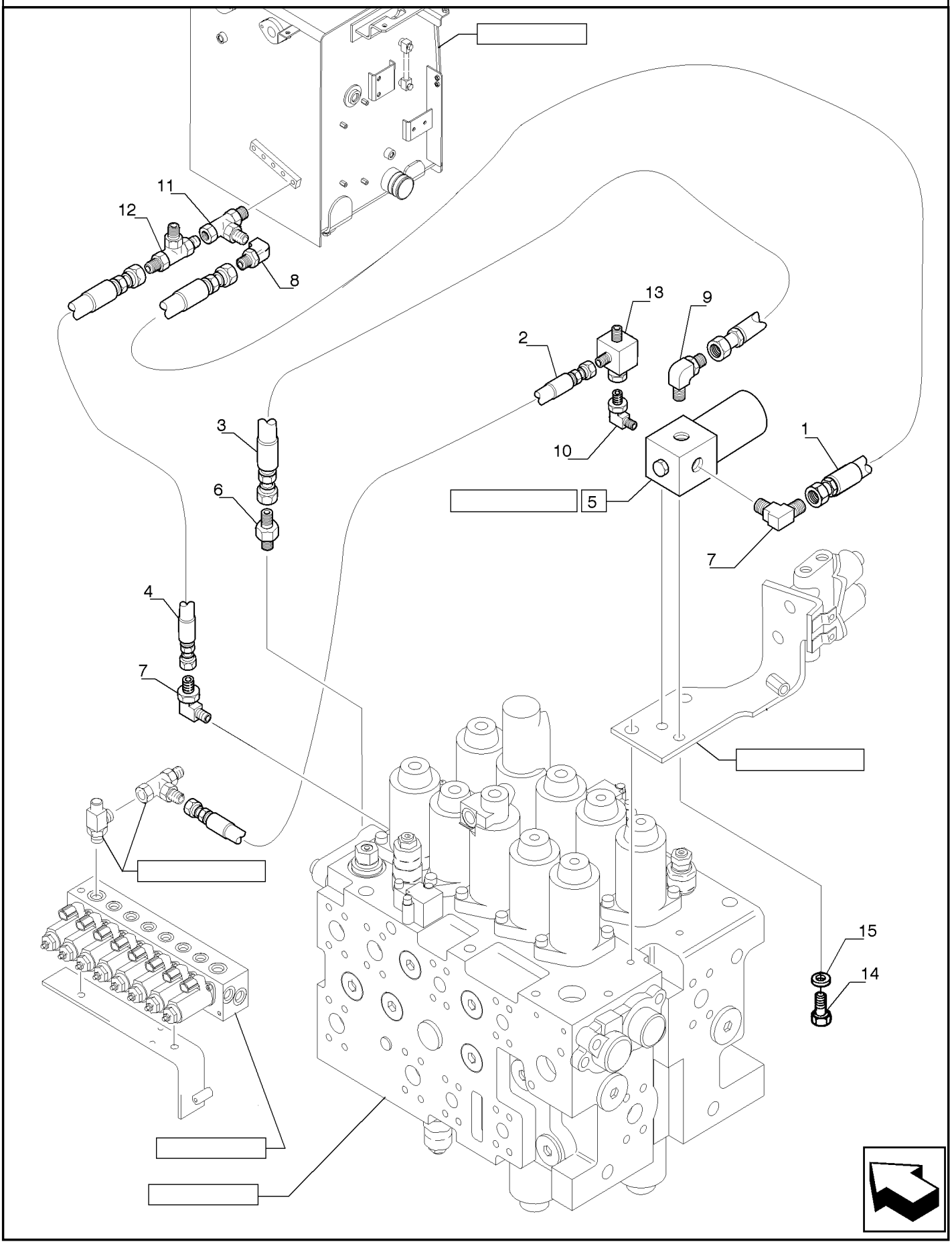

LINHA HIDRÁULICA, CAÇAMBA

REF FN	PART NUMBER	YR/SN	QTY	DESCRIPTION
1	87557643		1	TUBO FLEXÍVEL
2	87744983		1	TUBO FLEXÍVEL
3	87645092		1	TUBO FLEXÍVEL 6.30 mm ID x 780.00 mm
4	87338537		1	MANGUEIRA HIDRÁULICA 6.35 mm ID x 1000.00 mm
5	72955526		1	VÁLVULA Assy
6	72214744		1	CONECTOR HIDRÁUL
7	72214524		2	CONECTOR HIDRÁUL
8	72214525		1	CONECTOR HIDRÁUL
9	72214542		1	CONECTOR HIDRÁUL
10	72214735		1	CONECTOR HIDRÁUL
11	72283853		1	CONEXAO T
12	72214527		1	CONECTOR HIDRÁUL
13	72954988		1	CONEXAO T
14	86639037		2	PARAFUSO Hex, M6 x 16mm, Cl 10.9, Full Thd
15	14496431		2	ARRUELA PLANA M6.4 x 12.5 x 1.6 Thk

35.360.AB	02	p1	7/2014

LINHA HIDRÁULICA, CAÇAMBA

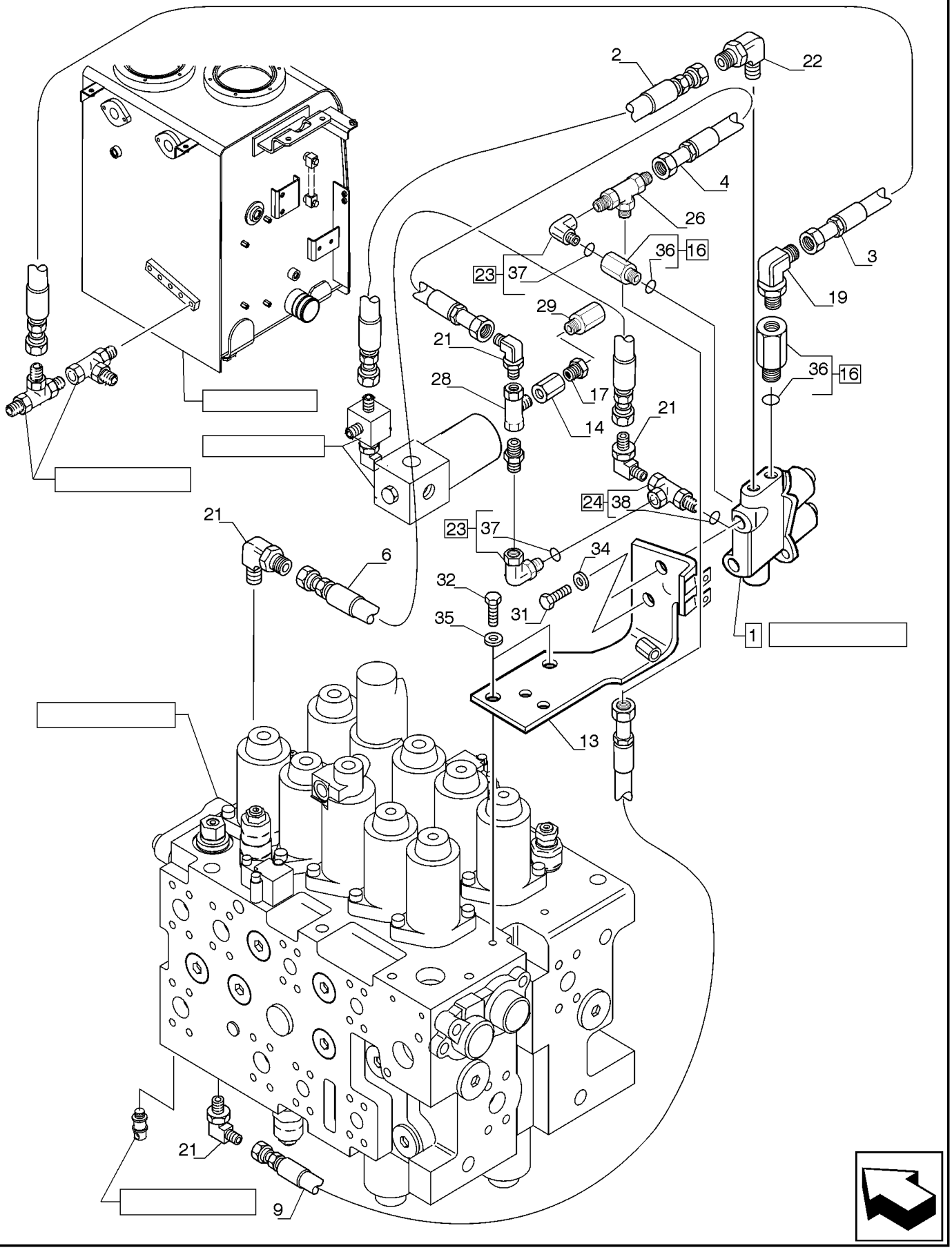

LINHA HIDRÁULICA, CAÇAMBA

REF FN	PART NUMBER	YR/SN	QTY	DESCRIPTION
1	PW35V00002F1		1	VÁLVULA DO SOLENOIDE Assy
2	72214533		1	TUBO FLEXÍVEL
3	72959581		1	MANGUEIRA
4	87338501		1	TUBO FLEXÍVEL
6	87524894		1	TUBO FLEXÍVEL 6.35 mm ID x 520.00 mm
9	87699392		1	TUBO FLEXÍVEL
13	LB64H01023P1		1	SUPORTE
14	72150180		1	CONECTOR HIDRÁUL
15	72955893		1	CONECTOR HIDRÁUL
16	72217408		2	CONECTOR HIDRÁUL
17	72954179		1	CONECTOR HIDRÁUL
19	72214524		1	CONECTOR HIDRÁUL
21	72214542		4	CONECTOR HIDRÁUL
22	72214735		1	CONECTOR HIDRÁUL
23	72215288		2	CONECTOR HIDRÁUL
24	72283608		1	CONEXAO T
26	72214527		1	CONECTOR HIDRÁUL
28	87699063		1	VÁLVULA HIDRÁULICA
29	72161493		1	MANÔMETRO
31	43232		2	PARAFUSO
32	11106231		2	PARAFUSO Hex, M10 x 25, 10.9, Full Thd
34	14496531		2	ARRUELA PLANA M8 x 17 x 1.6
35	14496631		2	ARRUELA PLANA M10 x 21 x 2
36	72283080		1	O-RING
37	72209827		1	O-RING
38	72283605		1	O-RING

35.360.AB	03	p1	7/2014

LINHA HIDRÁULICA, CAÇAMBA, COMPONENTES

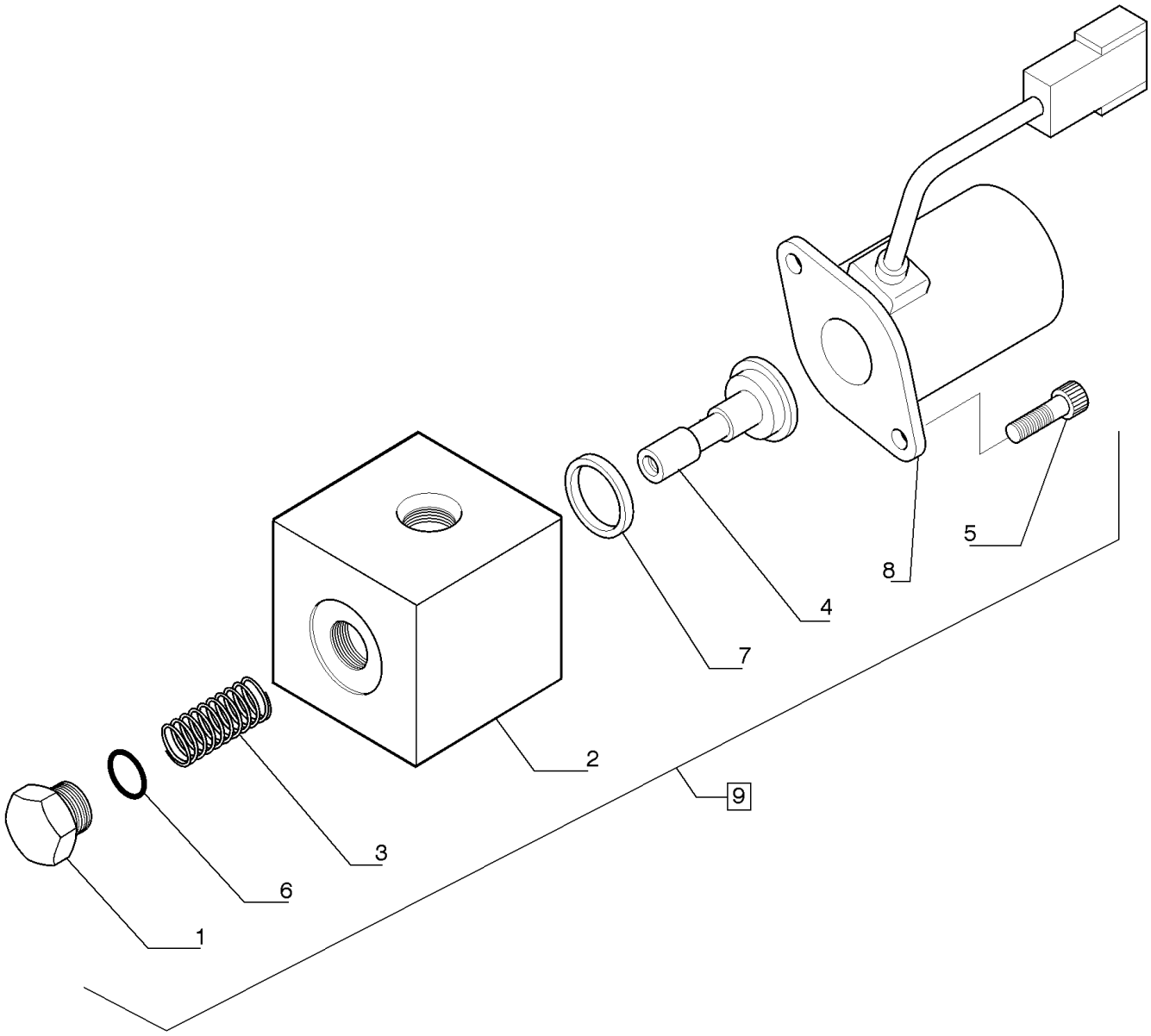

LINHA HIDRÁULICA, CAÇAMBA, COMPONENTES

REF	FN	PART NUMBER	YR/SN	QTY	DESCRIPTION
1		72215300		1	BUJÃO
2		72150613		1	CORPO
3		72210447		1	MOLA
4		72150614		1	CARRETO
5		72215301		2	PARAFUSO
6		72210491		1	O-RING
7		72210450		1	O-RING
8		72210451		1	VÁLVULA HIDRÁULICA
9		72955526		1	VÁLVULA

LINHA HIDRÁULICA, CAÇAMBA, COMPONENTES

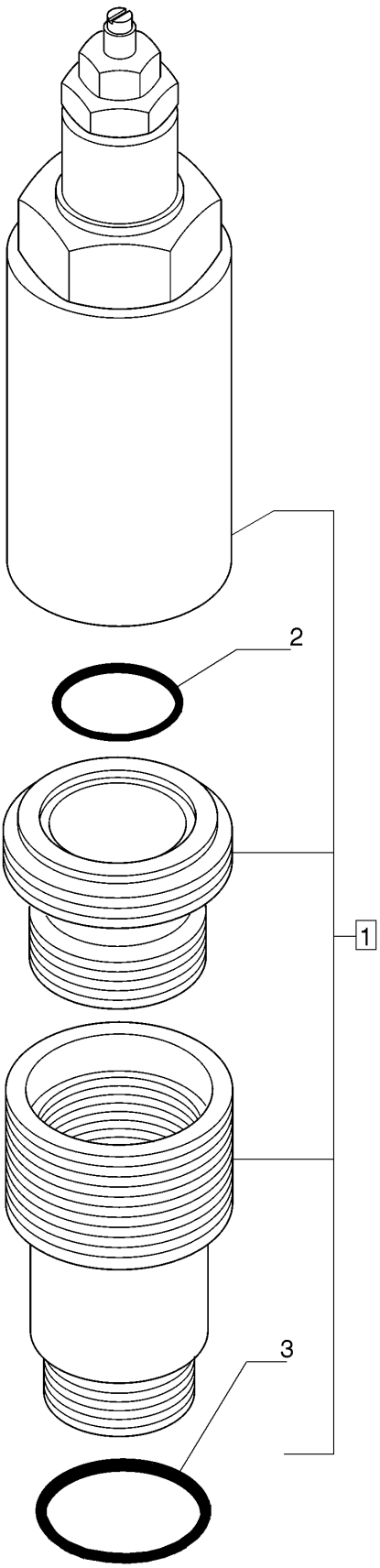

LINHA HIDRÁULICA, CAÇAMBA, COMPONENTES

REF FN	PART NUMBER	YR/SN	QTY	DESCRIPTION
1	87579594		2	VÁLVULA HIDRÁULICA
2	72209838		1	O-RING
3	YN22V00035S701		1	O-RING

35.360.AH	01	p1	7/2014

SISTEMA HIDRÁULICO - MARTELETE

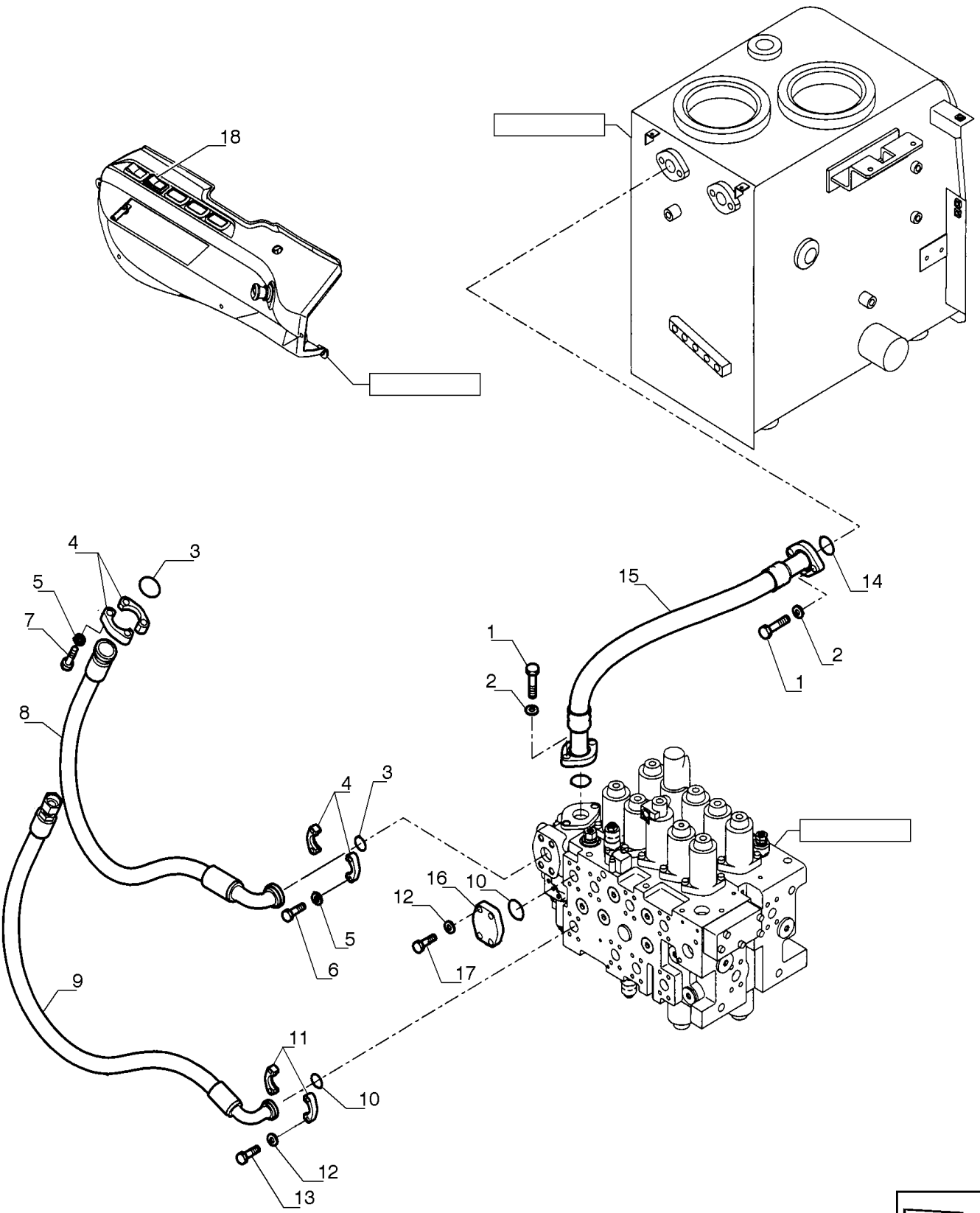

SISTEMA HIDRÁULICO - MARTELETE

REF FN	PART NUMBER	YR/SN	QTY	DESCRIPTION
1	11112631		4	PARAFUSO Hex, M12 x 35mm, Cl 10.9
2	14496731		4	ARRUELA PLANA M12 x 24 x 2.5 Thk
3	70924192		2	O-RING
4	71444029		4	SEMI-FLANGE
5	10517171		8	TRAVA DA ARRUELA
6	11116031		4	PARAFUSO Hex, M14 x 45, 10.9, Full Thd
7	11116231		4	PARAFUSO Hex, M14 x 50, 10.9, Full Thd
8	87521883		1	TUBO FLEXÍVEL
9	87521884		1	TUBO FLEXÍVEL
10	70924200		2	O-RING
11	71404311		2	SEMI-FLANGE
12	14496631		8	ARRUELA PLANA M10 x 21 x 2
13	11106631		4	PARAFUSO Hex, M10 x 35mm, Cl 10.9, Full Thd
14	87397569		2	O-RING
15	87521882		1	MANGUEIRA
16	87397570		1	COBERTURA
17	11106431		4	PARAFUSO Hex, M10 x 1.5 x 30mm, Cl 10.9, Full Thd
18	87527531		1	INTERRUPTOR DE ALAVANCA

SISTEMA HIDRÁULICO - MARTELETE

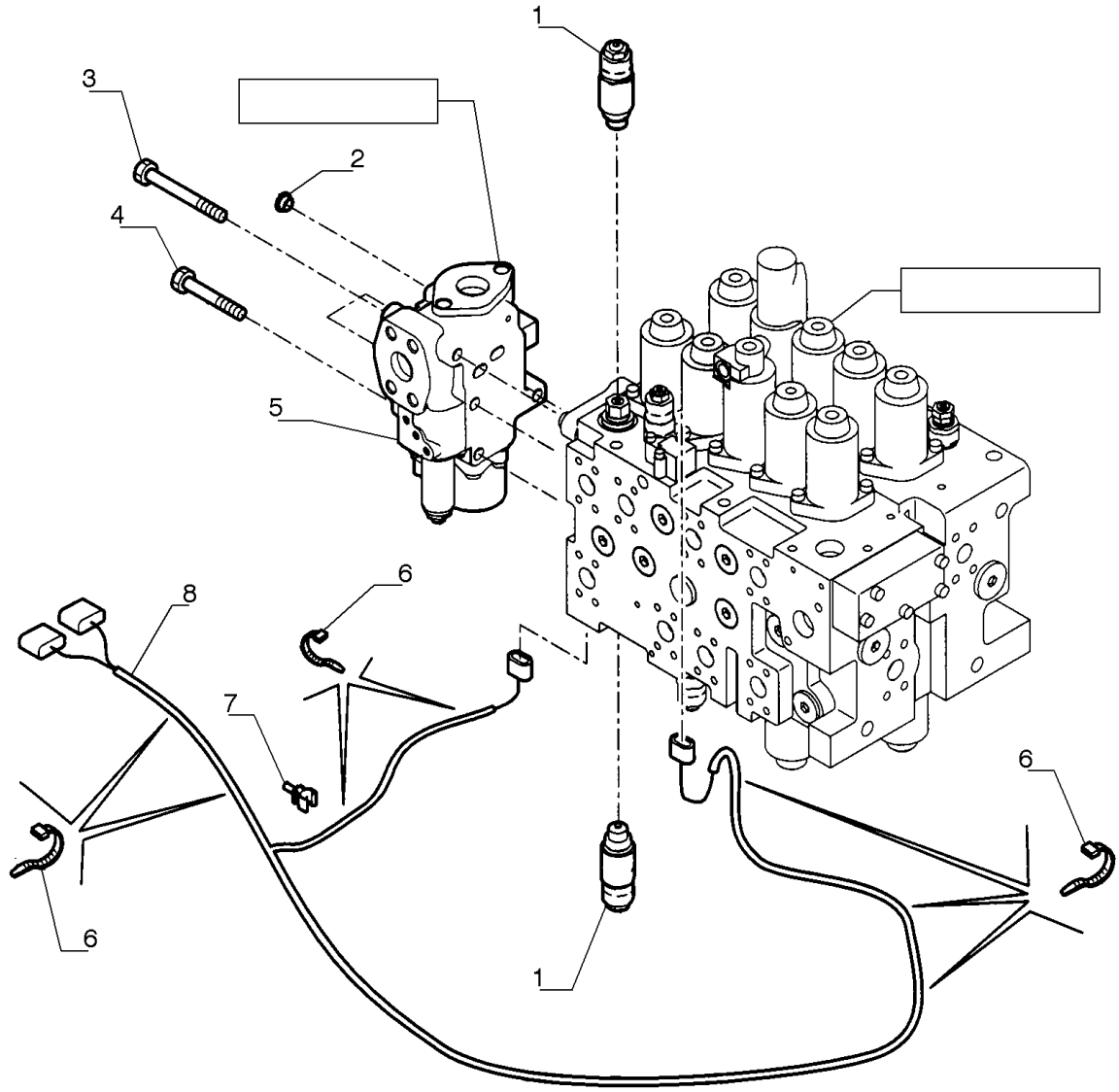

SISTEMA HIDRÁULICO - MARTELETE

REF FN	PART NUMBER	YR/SN	QTY	DESCRIPTION
1	87579594		2	VÁLVULA HIDRÁULICA
2	87643223		1	BUJÃO
3	87609321		3	PARAFUSO M12 x 105mm
4	14423034		1	PARAFUSO M12 x 80mm, Cl 10.9
5	87520007		1	VÁLVULA HIDRÁULICA
6	75201642		7	BRAÇADEIRA
7	87526680		1	COLAR DE FIXAÇÃO
8	87599406		1	CABO ELÉTRICO

SISTEMA MARTELO, COMPONENTES

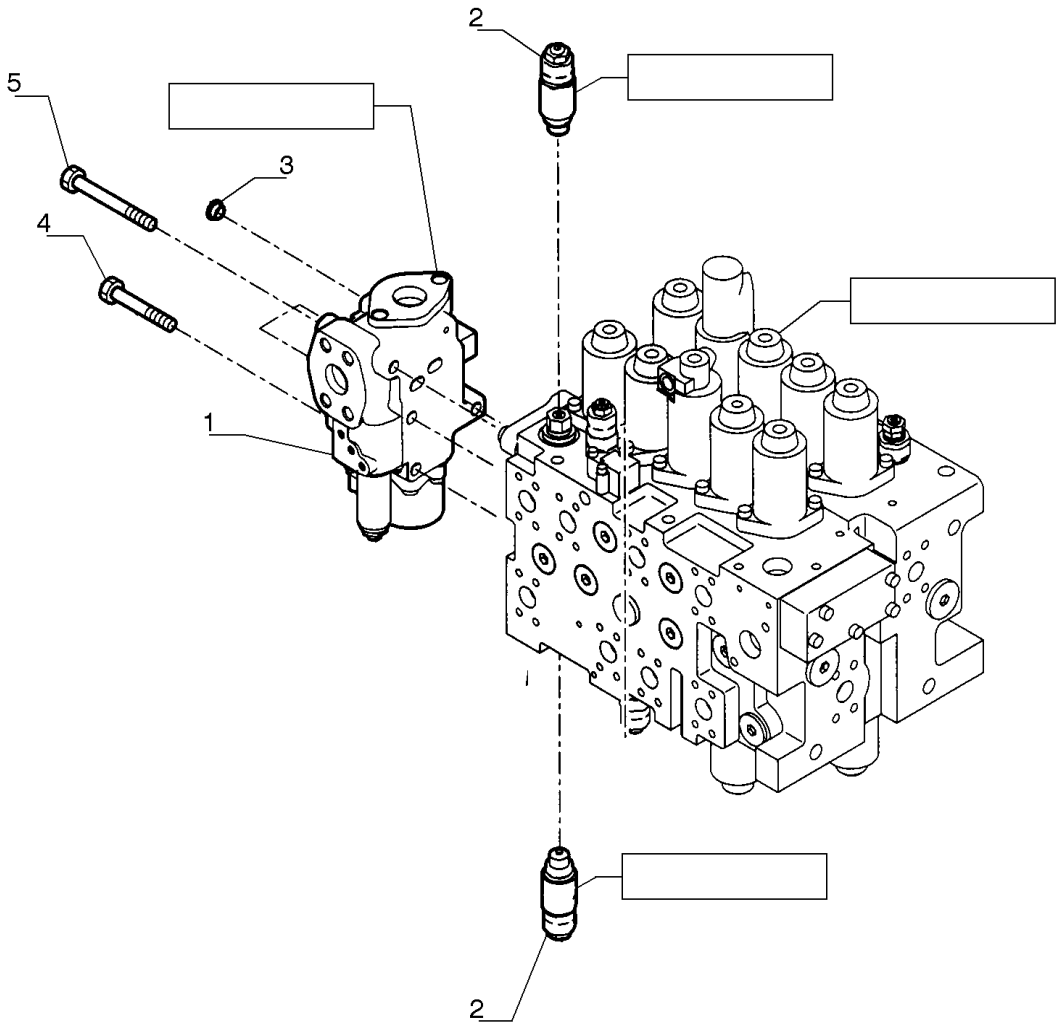

SISTEMA MARTELO, COMPONENTES

REF FN	PART NUMBER	YR/SN	QTY	DESCRIPTION
1	87520007		1	VÁLVULA HIDRÁULICA Assy
2	87579594		2	VÁLVULA HIDRÁULICA Assy
3	87643223		1	BUJÃO
4	14423034		1	PARAFUSO M12 x 80mm, Cl 10.9
5	87609321		3	PARAFUSO M12 x 105mm

LINHA HIDRÁULICA, COMPONENTES

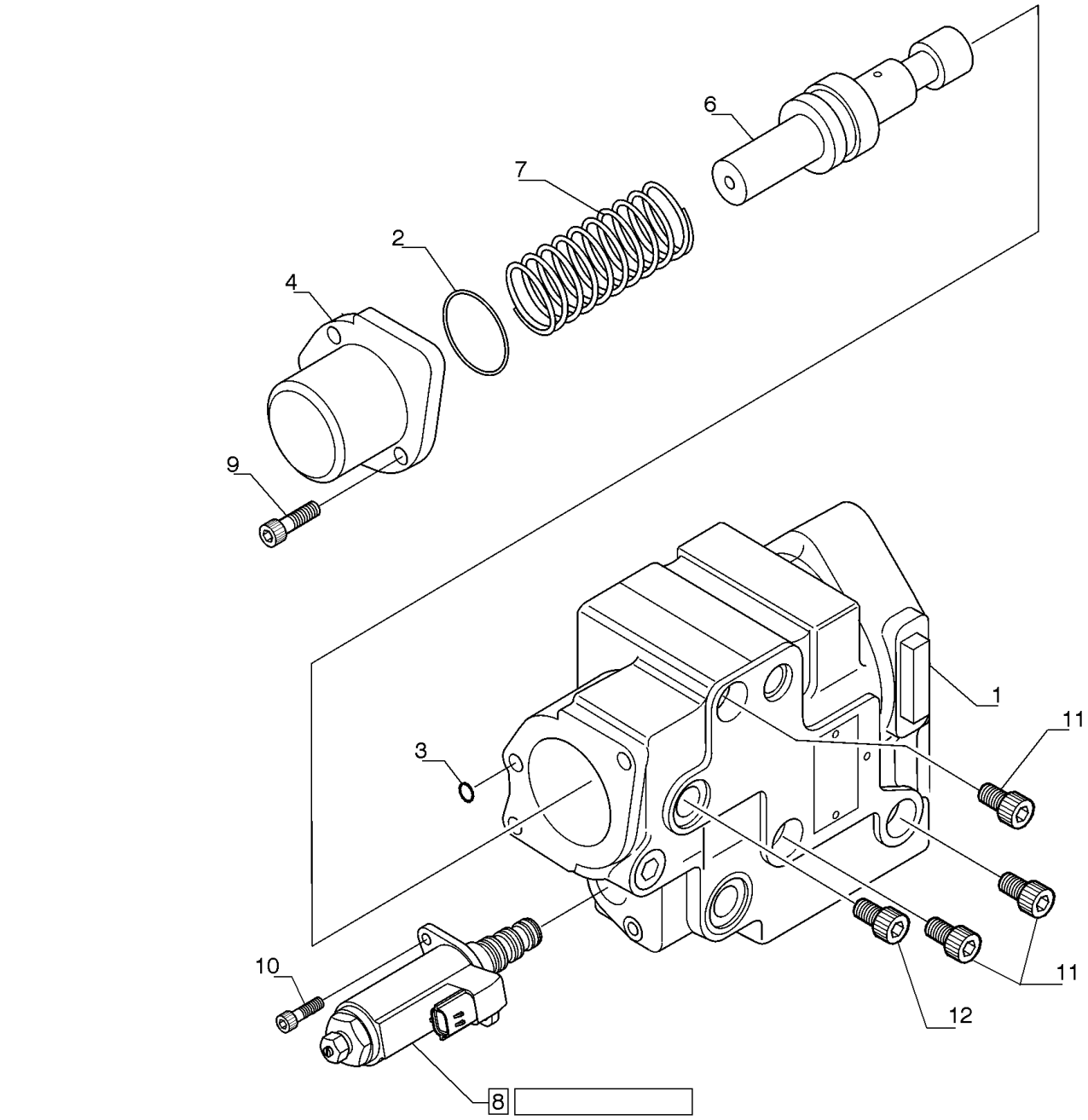

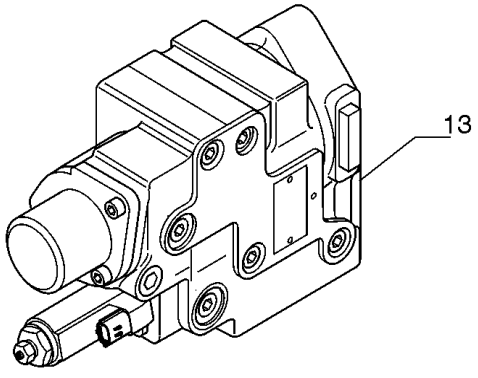

LINHA HIDRÁULICA, COMPONENTES

REF	FN	PART NUMBER	YR/SN	QTY	DESCRIPTION
1		NS		1	SEM SERVIÇO Case, Incl. in Ref. 13
2		72960987		1	O-RING
3		72283326		1	O-RING
4		YN30V00104S201		1	COBERTURA
6		YN30V00104S301		1	CARRETO
7		YN30V00104S321		1	MOLA
8		YN35V00050F1		1	VÁLVULA DO SOLENOIDE Assy
9		14420170		2	PARAFUSO M10 x 25mm
10		72209810		2	PARAFUSO
11		72964521		3	PARAFUSO
12		14423070		1	PARAFUSO M12 x 80mm
13		87520007		1	VÁLVULA HIDRÁULICA

35.360.AI	03	p1	7/2014

VÁLVULA DO SOLENOIDE

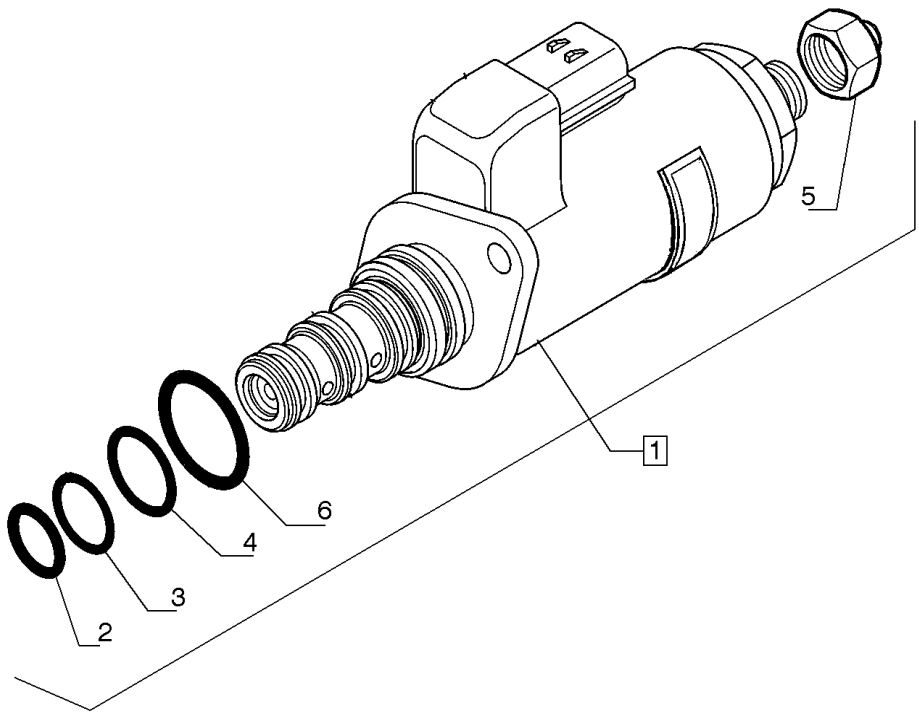

VÁLVULA DO SOLENOIDE

REF	FN	PART NUMBER	YR/SN	QTY	DESCRIPTION
1		YN35V00050F1		1	VÁLVULA DO SOLENOIDE
2		72209833		1	O-RING
3		72209834		1	O-RING
4		72209835		1	O-RING
5		YN35V00018S802		1	PORCA
6		72209824		1	O-RING

35.360.AJ	01	p1	7/2014

SISTEMA HIDRÁULICO - MARTELETE

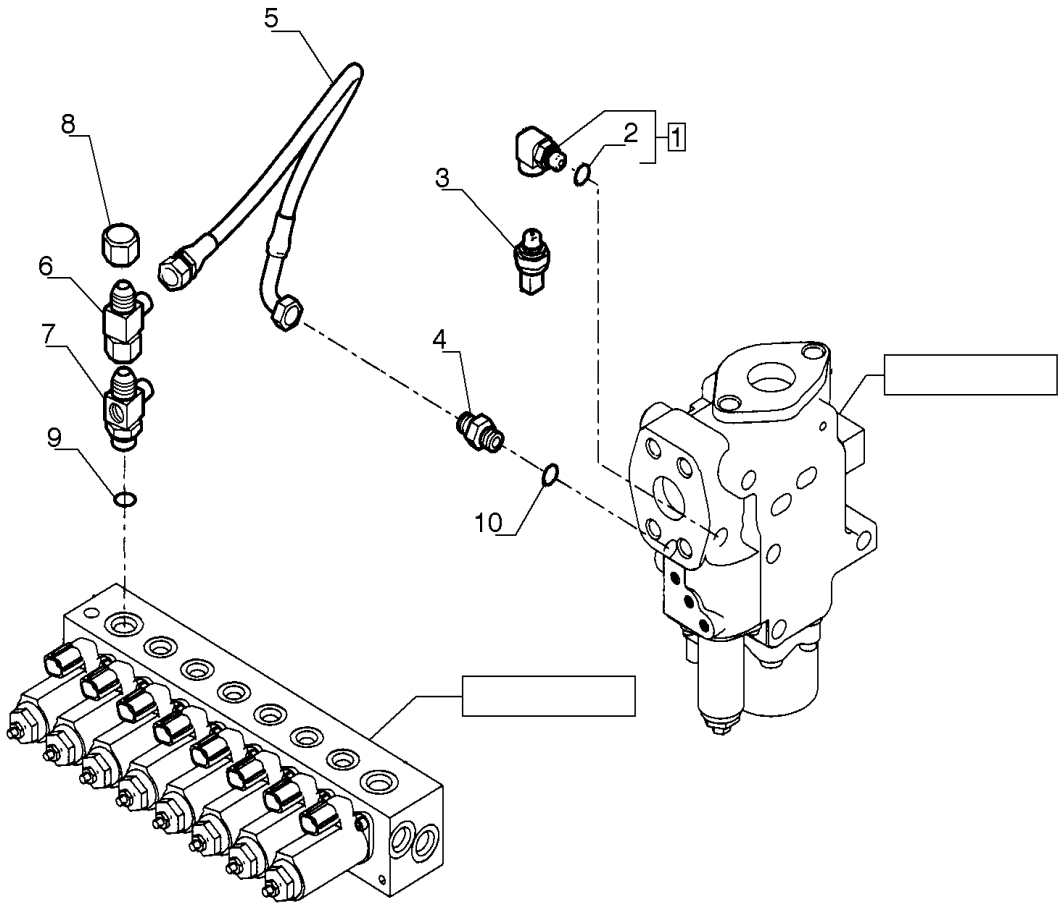

SISTEMA HIDRÁULICO - MARTELETE

REF FN	PART NUMBER	YR/SN	QTY	DESCRIPTION
1	87663845		1	CONECTOR HIDRÁUL
2	72209827		1	O-RING
3	87608371		1	SENSOR
4	87522432		1	CONECTOR HIDRÁUL
5	87522431		1	TUBO FLEXÍVEL
6	87663891		1	CONECTOR HIDRÁUL
7	87663851		1	CONECTOR HIDRÁUL
8	87638153		1	PLACA
9	ZD12P01400		1	O-RING ID 13.80 ± 0.19 x OD 18mm
10	ZD12P01100		1	O-RING

LINHA HIDRÁULICA, MARTELO

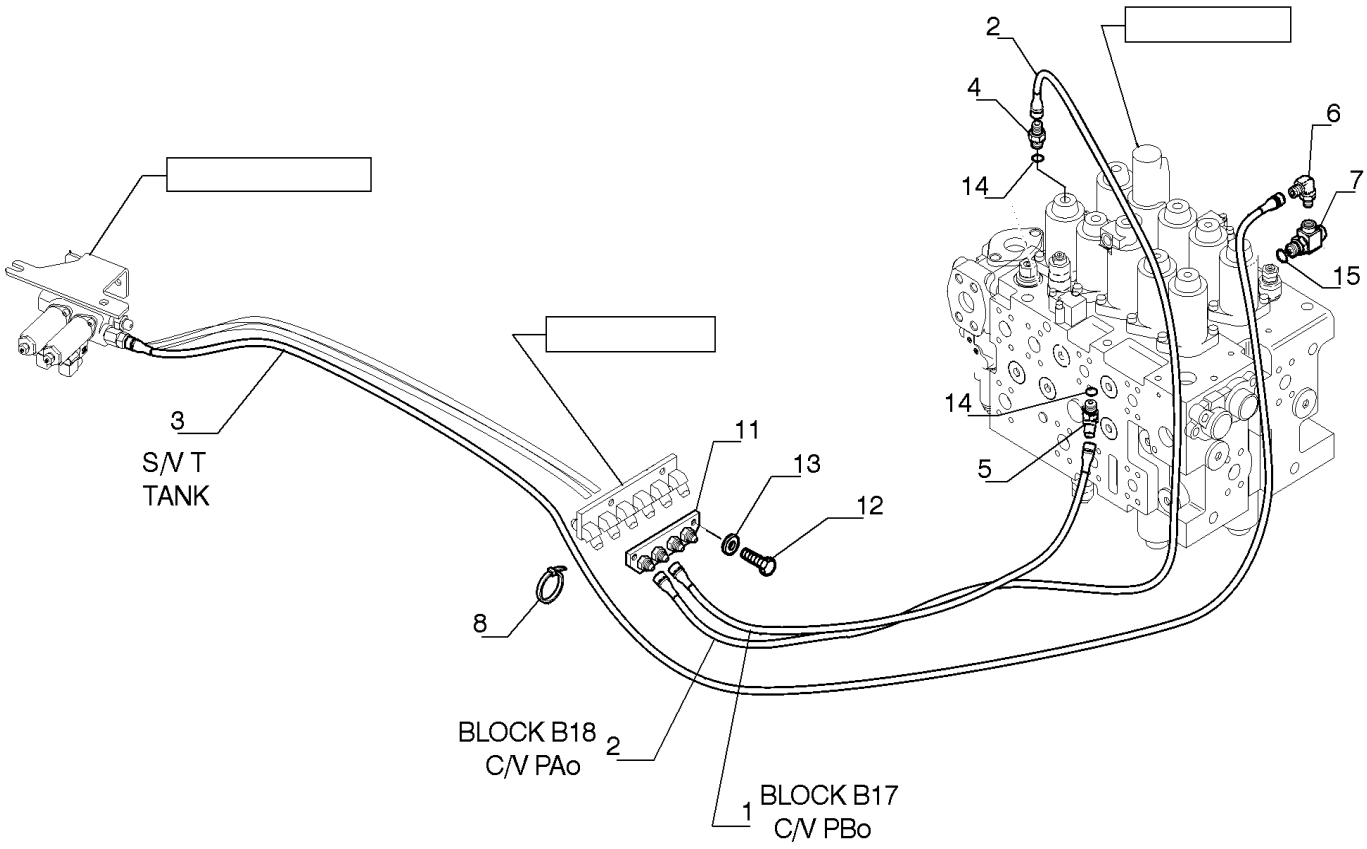

LINHA HIDRÁULICA, MARTELO

REF	FN	PART NUMBER	YR/SN	QTY	DESCRIPTION
1		72214543		1	MANGUEIRA
2		87536897		1	TUBO FLEXÍVEL
3		87336044		1	MANGUEIRA HIDRÁULICA 6.35 mm ID x 3600.00 mm
4		72214522		1	CONECTOR HIDRÁUL
5		72214561		1	CONECTOR HIDRÁUL
6		72214525		1	CONECTOR HIDRÁUL
7		72283559		1	CONEXAO T
8		72951499		1	GRAMPO
11		LB64H01022P1		1	BLOCO
12		14306234		2	PARAFUSO ALLEN M8 x 1.25 x 16mm, Cl 10.9, Full Thd
13		10516674		2	TRAVA DA ARRUELA M8
14		ZD12P01400		2	O-RING
15		ZD12P01100		1	O-RING

35.360.AJ	03	p1	7/2014

LINHA HIDRÁULICA, MARTELO

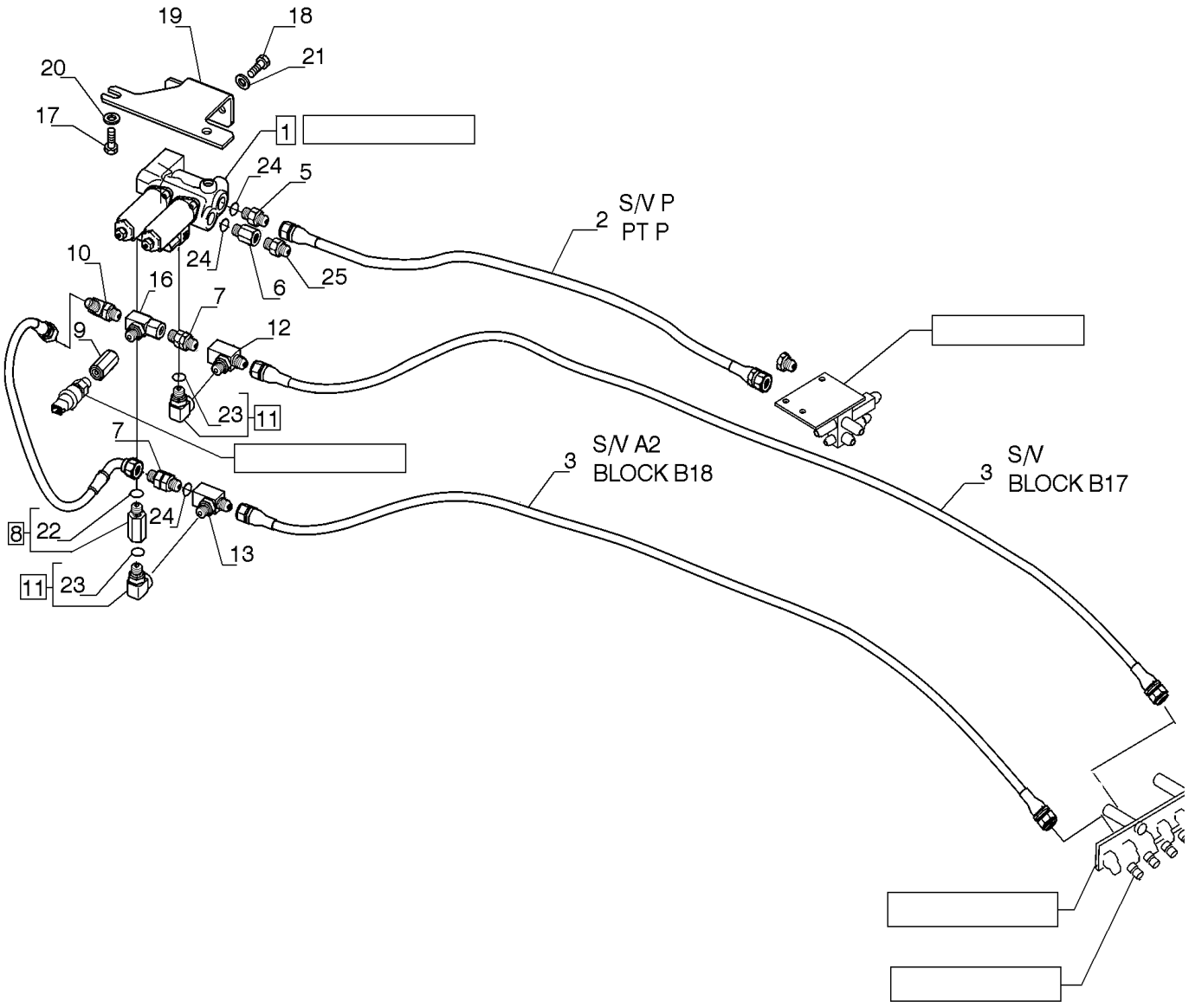

LINHA HIDRÁULICA, MARTELO

REF	FN	PART NUMBER	YR/SN	QTY	DESCRIPTION
1		PW35V00002F1		1	VÁLVULA DO SOLENOIDE Assy
2		72214537		1	TUBO FLEXÍVEL
3		87533078		2	TUBO FLEXÍVEL
4		87707919		1	TUBO FLEXÍVEL
5		72214744		1	CONECTOR HIDRÁUL
6		72285615		1	CONECTOR HIDRÁUL
7		72955893		1	CONECTOR HIDRÁUL
8		72961286		1	CONECTOR HIDRÁUL
9		72150180		1	CONECTOR HIDRÁUL
10		72214524		1	CONECTOR HIDRÁUL
11		72215288		2	CONECTOR HIDRÁUL
12		87699149		1	CONECTOR HIDRÁUL
13		72955434		1	CONEXAO T
15		72214546		1	BUJÃO
16		87699063		1	VÁLVULA HIDRÁULICA
17		11106031		2	PARAFUSO Hex, M10 x 20, 10.9, Full Thd
18		16043231		2	PARAFUSO Hex, M8 x 16mm, Cl 10.9, Full Thd
19		YY68H01049P1		1	SUPORTE
20		14496631		2	ARRUELA PLANA M10 x 21 x 2
21		14496531		2	ARRUELA PLANA M8 x 17 x 1.6
22		72283605		1	O-RING Incl. in Ref. 8
23		72209827		1	O-RING Incl. in Ref. 11
24		ZD12P01100		4	O-RING
25		HH25X04004G9		1	CONECTOR HIDRÁUL

LINHA HIDRÁULICA, MARTELO, COMPONENTES

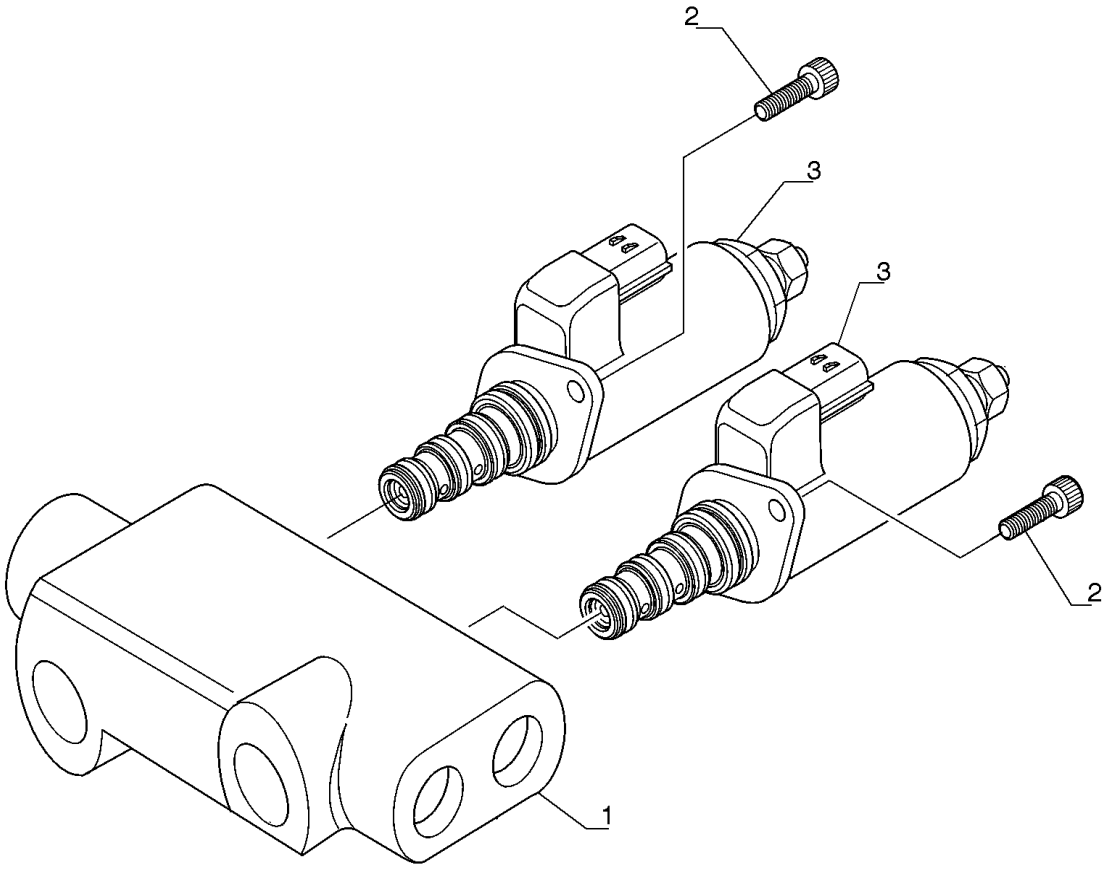

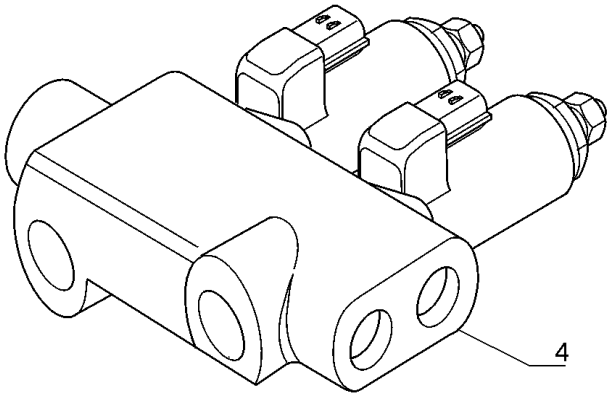

LINHA HIDRÁULICA, MARTELO, COMPONENTES

REF FN	PART NUMBER	YR/SN	QTY	DESCRIPTION
1	PW35V00002S101		1	CORPO
2	YN35V00047S171		4	PARAFUSO
3	PW35V00003F1		2	VÁLVULA HIDRÁULICA
4	PW35V00002F1		1	VÁLVULA DO SOLENOIDE

35.360.AJ	05	p1	7/2014

VALVULA SOLENOID - ROTAÇÃO DA CAÇAMBA

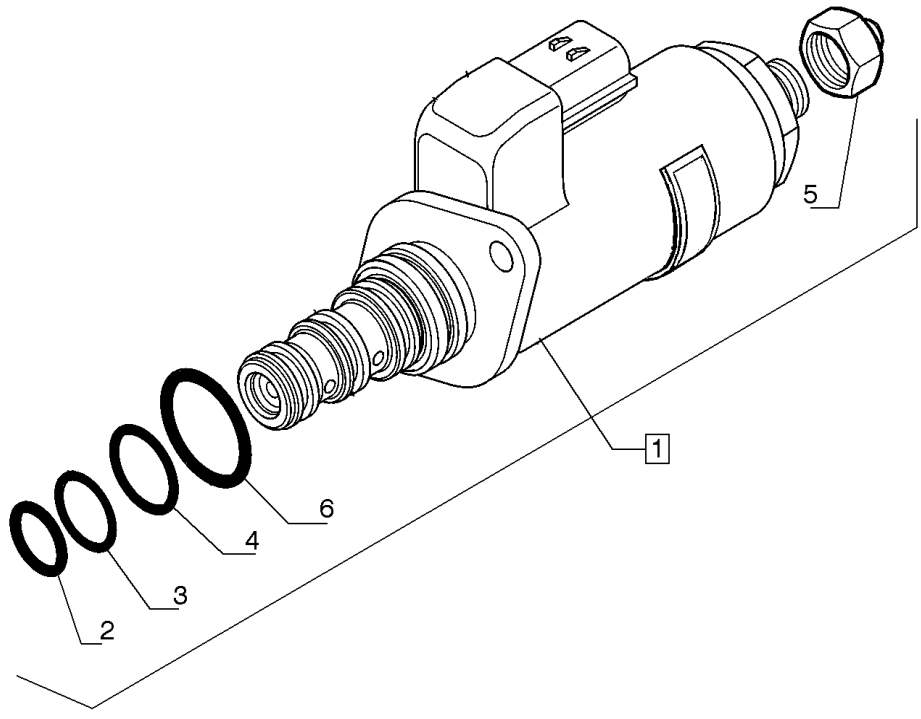

VALVULA SOLENOID - ROTAÇÃO DA CAÇAMBA

REF FN	PART NUMBER	YR/SN	QTY	DESCRIPTION
1	PW35V00003F1		1	VÁLVULA HIDRÁULICA
2	72209833		1	O-RING
3	72209834		1	O-RING
4	72209835		1	O-RING
5	YN35V00018S802		1	PORCA
6	72209824		1	O-RING

35.360.AM	01	p1	7/2014

SISTEMA HIDRÁULICO - MARTELETE

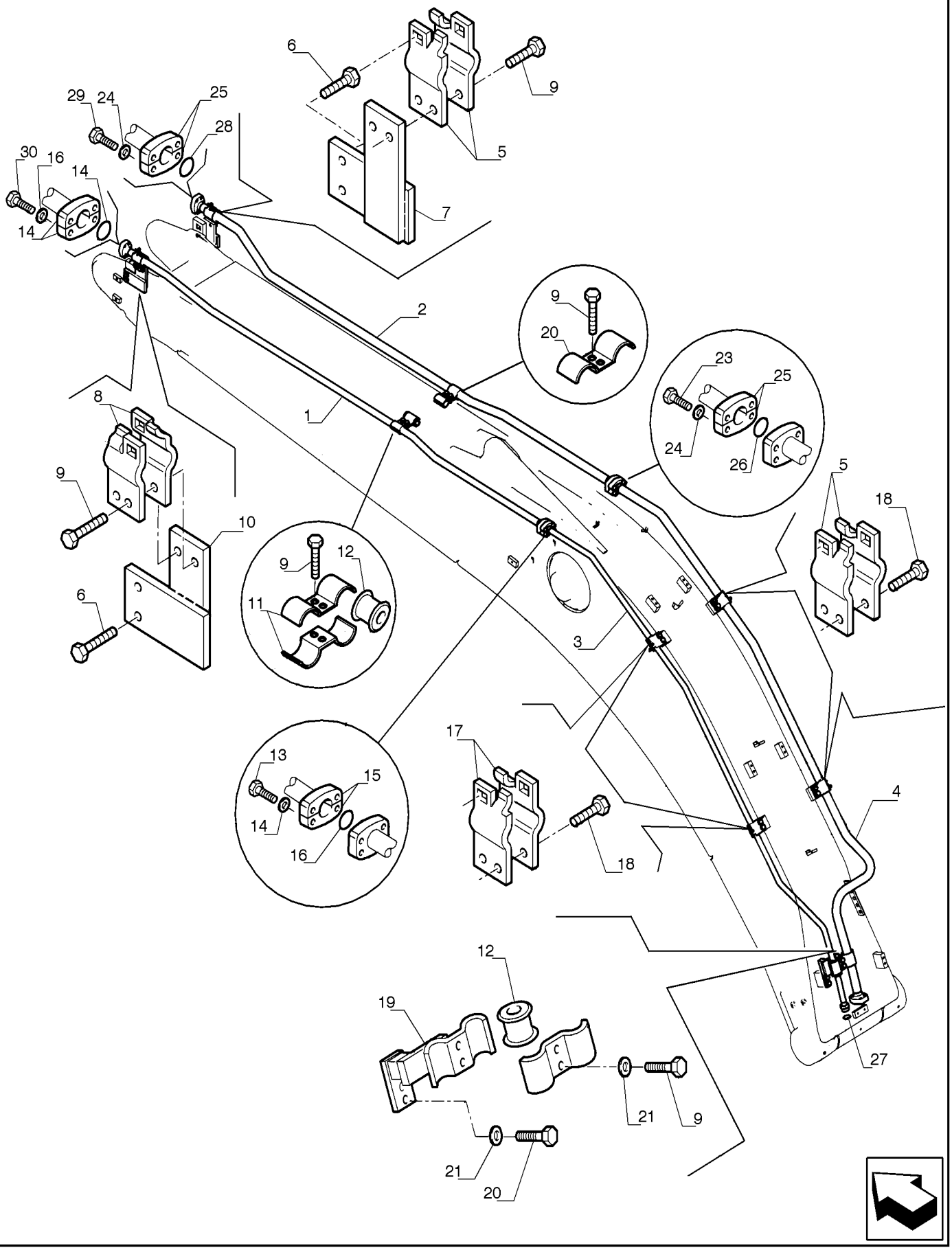

SISTEMA HIDRÁULICO - MARTELETE

REF FN	PART NUMBER	YR/SN	QTY	DESCRIPTION
1	87676613		1	TUBO 27.8 mm OD x 3779.2 mm L
2	87676611		1	TUBO 31.75 mm OD x 3779.2, 280.3 mm L
3	87676557		1	TUBO 27.8 mm OD x 2254.5 mm L
4	87676610		1	TUBO
5	87664005		6	BRAÇADEIRA TUBO
6	11112831		4	PARAFUSO Hex, M12 x 40mm, Cl 10.9, Full Thd
7	87663966		1	SUPORTE
8	87599324		2	BRAÇADEIRA TUBO
9	11112631		10	PARAFUSO Hex, M12 x 35mm, Cl 10.9
10	87664002		1	SUPORTE
11	87599320		2	BRAÇADEIRA TUBO
12	87343521		2	BUCHA
13	14422431		4	PARAFUSO ALLEN M12 x 1.75 x 50mm, Cl 10.9, Full Thd
14	10517071		4	TRAVA DA ARRUELA M12
15	71404313		2	SEMI-FLANGE
16	70924200		2	O-RING
17	87599323		4	BRAÇADEIRA TUBO
18	11112431		8	PARAFUSO Hex, M12 x 30mm, Cl 10.9, Full Thd
19	87663958		1	SUPORTE
20	87599318		4	BRAÇADEIRA TUBO
21	14496731		24	ARRUELA PLANA M12 x 24 x 2.5 Thk
22	11113331		2	PARAFUSO Hex, M12 x 55mm, Cl 10.9
23	14424531		4	PARAFUSO M14 x 2 x 50mm
24	10517171		8	TRAVA DA ARRUELA
25	71444029		4	SEMI-FLANGE
26	70924192		1	O-RING
27	70931640		1	O-RING
28	70924192		1	O-RING
29	11116231		4	PARAFUSO Hex, M14 x 50, 10.9, Full Thd
30	11113331		4	PARAFUSO Hex, M12 x 55mm, Cl 10.9

35.360.AM	02	p1	7/2014

MARTELETE - TUBULAÇÃO BRAÇO 2400MM

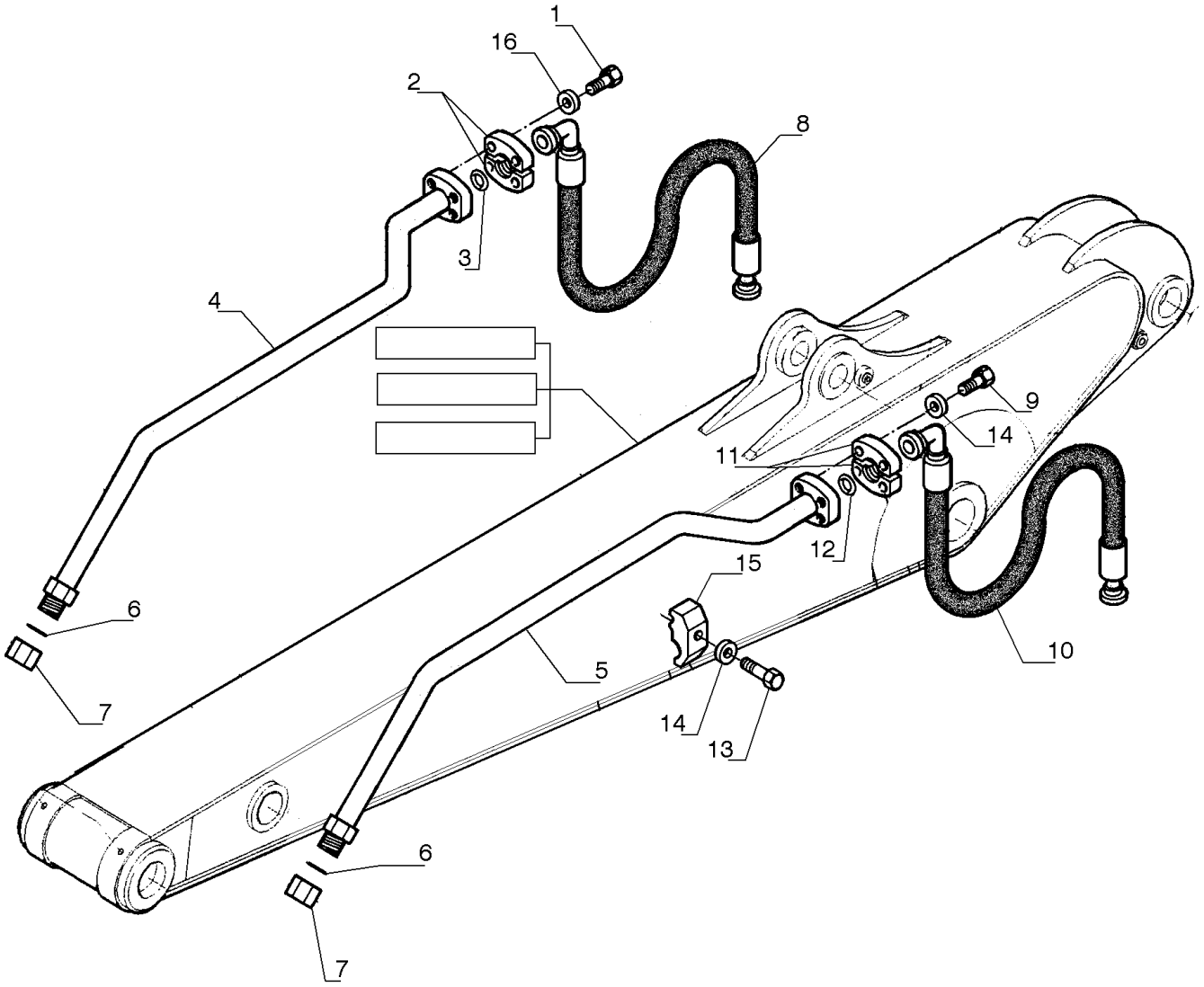

MARTELETE - TUBULAÇÃO BRAÇO 2400MM

REF FN	PART NUMBER	YR/SN	QTY	DESCRIPTION
1	11116231		4	PARAFUSO Hex, M14 x 50, 10.9, Full Thd
2	71444029		2	SEMI-FLANGE
3	70924192		3	O-RING
4	87591589		1	TUBO 26 mm ID x 34 mm OD x 1132, 170 mm L
5	87591590		1	TUBO 26 mm ID x 34 mm OD
6	70931640		2	O-RING
7	78100138		2	BUJÃO
8	87556738		1	TUBO FLEXÍVEL
9	11113231		4	PARAFUSO Hex, M12 x 50mm, Cl 10.9
10	87556737		1	TUBO FLEXÍVEL
11	71404313		2	SEMI-FLANGE
12	70924200		1	O-RING
13	11113531		6	PARAFUSO Hex, M12 x 65mm, Cl 10.9
14	10517071		10	TRAVA DA ARRUELA M12
15	72215152		6	SUPORTE
16	10517171		4	TRAVA DA ARRUELA

35.360.AM	03	p1	7/2014

MARTELETE - TUBULAÇÃO BRAÇO 2940MM

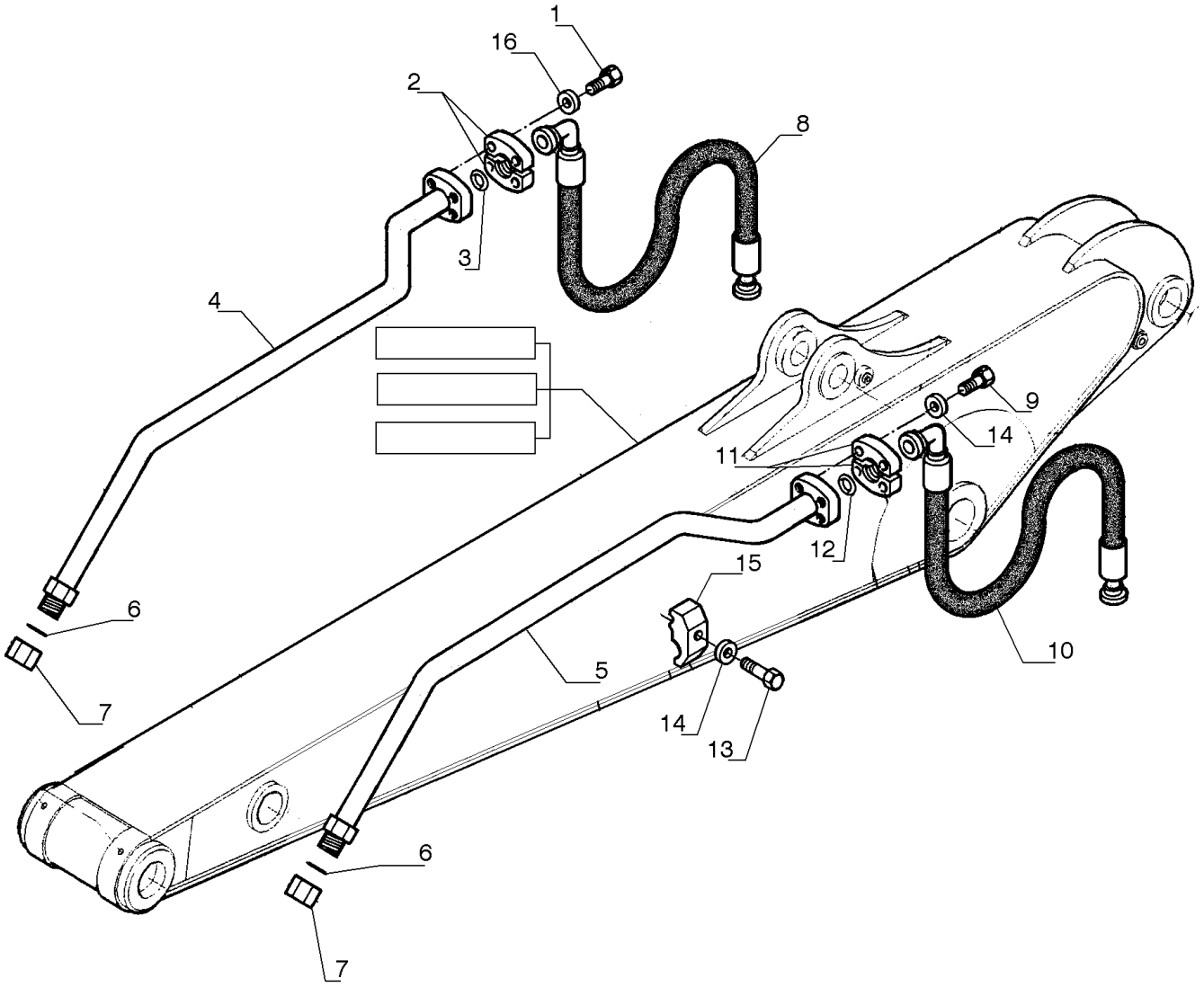

MARTELETE - TUBULAÇÃO BRAÇO 2940MM

REF FN	PART NUMBER	YR/SN	QTY	DESCRIPTION
1	11116231		4	PARAFUSO Hex, M14 x 50, 10.9, Full Thd
2	71444029		2	SEMI-FLANGE
3	70924192		3	O-RING
4	87717359		1	TUBO
5	87717365		1	TUBO
6	70931640		2	O-RING
7	78100138		2	BUJÃO
8	87556738		1	TUBO FLEXÍVEL
9	11113231		4	PARAFUSO Hex, M12 x 50mm, Cl 10.9
10	87556737		1	TUBO FLEXÍVEL
11	71404313		2	SEMI-FLANGE
12	70924200		1	O-RING
13	11113531		6	PARAFUSO Hex, M12 x 65mm, Cl 10.9
14	10517071		10	TRAVA DA ARRUELA M12
15	72215152		6	SUPORTE
16	10517171		4	TRAVA DA ARRUELA

35.360.AM	04	p1	7/2014

MARTELETE - TUBULAÇÃO BRAÇO 3500MM

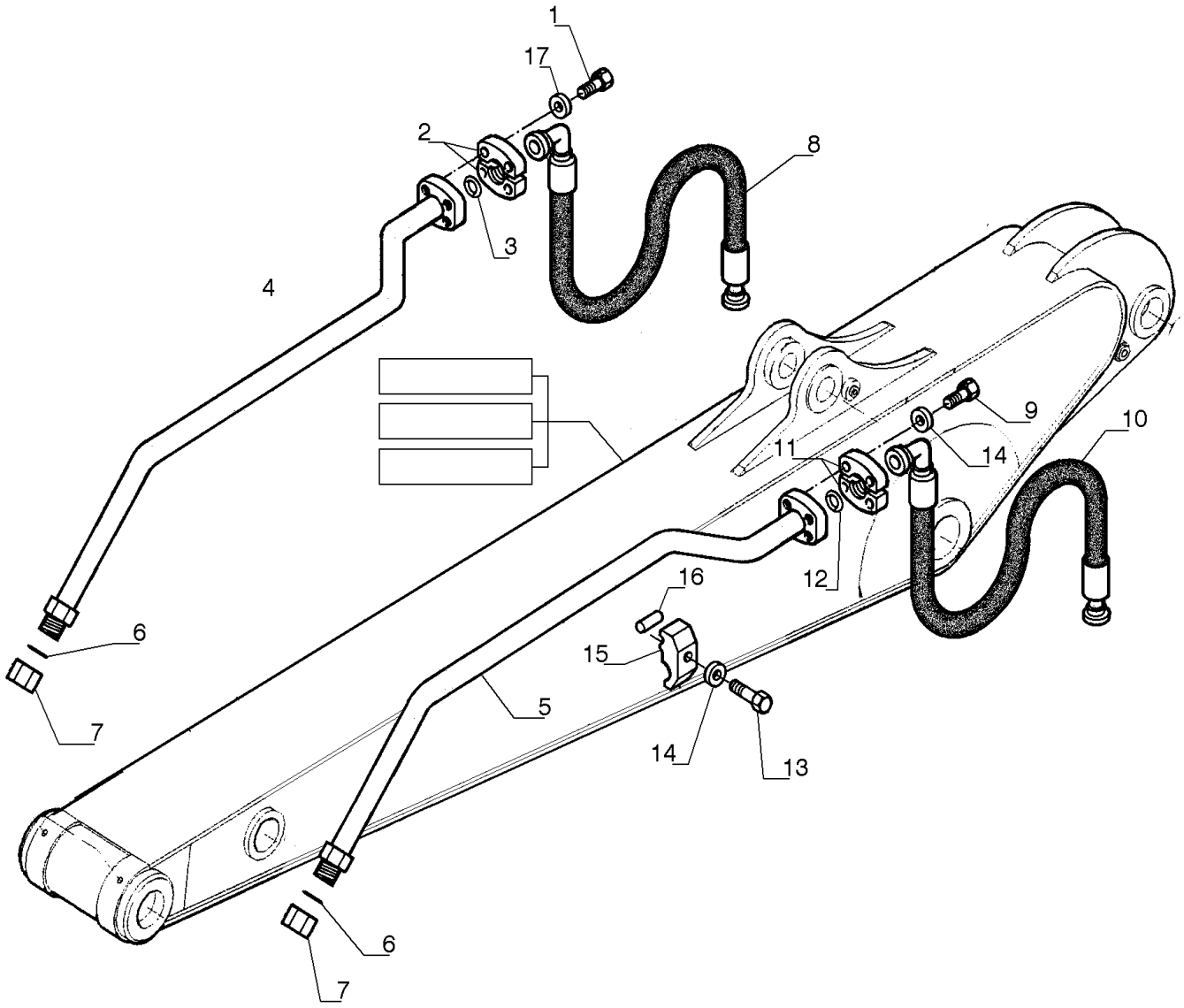

MARTELETE - TUBULAÇÃO BRAÇO 3500MM

REF FN	PART NUMBER	YR/SN	QTY	DESCRIPTION
1	11116231		4	PARAFUSO Hex, M14 x 50, 10.9, Full Thd
2	71444029		2	SEMI-FLANGE
3	70924192		3	O-RING
4	87717359		1	TUBO
5	87717365		1	TUBO
6	70931640		2	O-RING
7	78100138		2	BUJÃO
8	87555669		1	TUBO FLEXÍVEL
9	11113231		4	PARAFUSO Hex, M12 x 50mm, Cl 10.9
10	87558547		1	TUBO FLEXÍVEL
11	71404313		2	SEMI-FLANGE
12	70924200		1	O-RING
13	11113531		6	PARAFUSO Hex, M12 x 65mm, Cl 10.9
14	10517071		10	TRAVA DA ARRUELA M12
15	72215152		6	SUPORTE
16	87362973		2	TUBO
17	10517171		4	TRAVA DA ARRUELA

35.360.AM	05	p1	7/2014

LINHAS HIDRÁULICAS, GARRA, MADEIRA - 2400MM

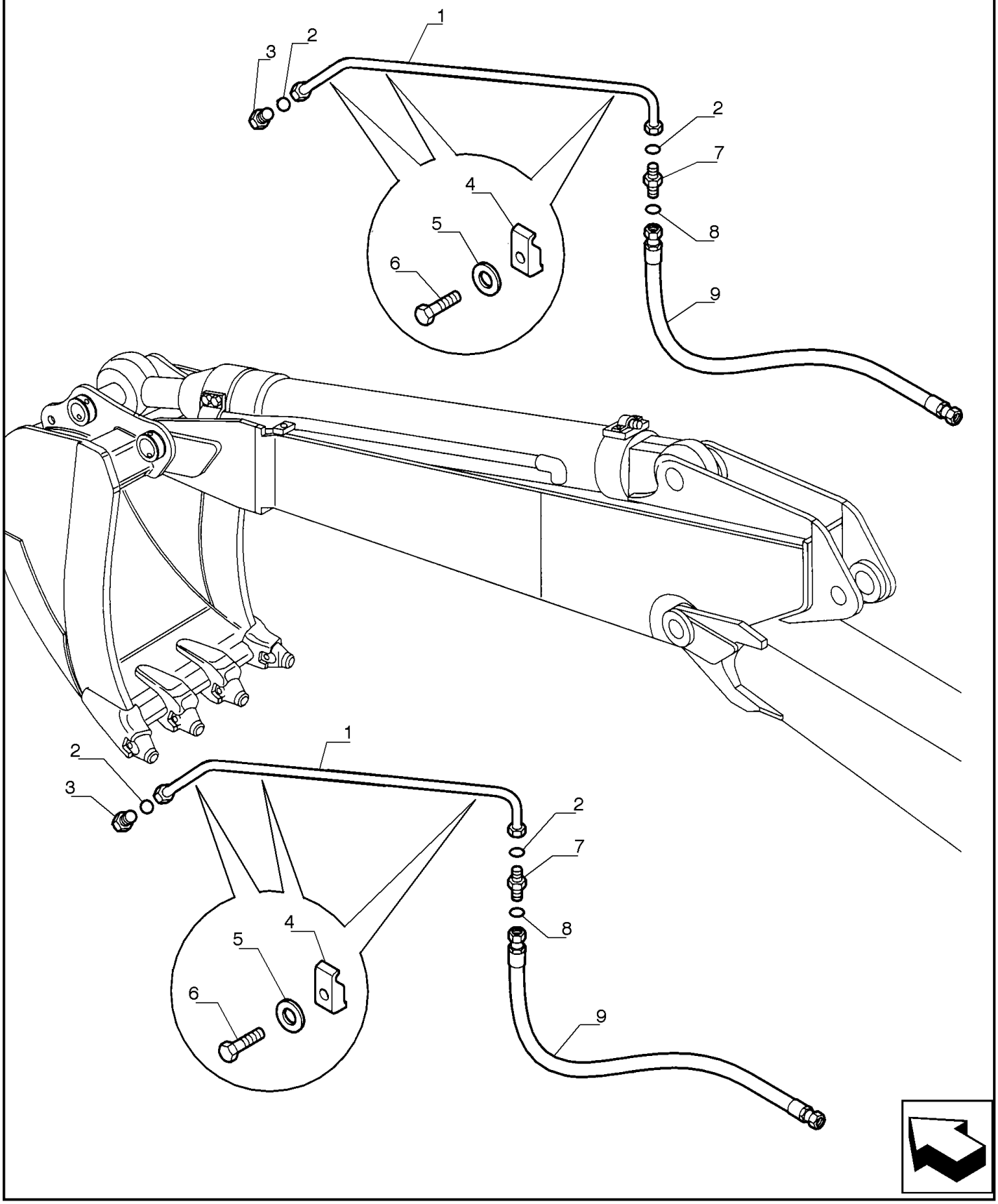

LINHAS HIDRÁULICAS, GARRA, MADEIRA - 2400MM

REF FN	PART NUMBER	YR/SN	QTY	DESCRIPTION
1	87721914		2	TUBO 12 mm ID x 16 mm OD x 1079, 123 mm L
2	71484462		4	O-RING
3	9847692		2	BUJÃO
4	72215152		4	SUPORTE
5	10517171		4	TRAVA DA ARRUELA
6	11113231		4	PARAFUSO Hex, M12 x 50mm, Cl 10.9
7	72204293		2	CONECTOR HIDRÁUL
8	70923841		2	O-RING M12.42 ID x 1.78 Thk
9	72212247		2	TUBO FLEXÍVEL

35.360.AM	06	p1	7/2014

LINHA HIDR., GARRA, MADEIRA - 2940MM

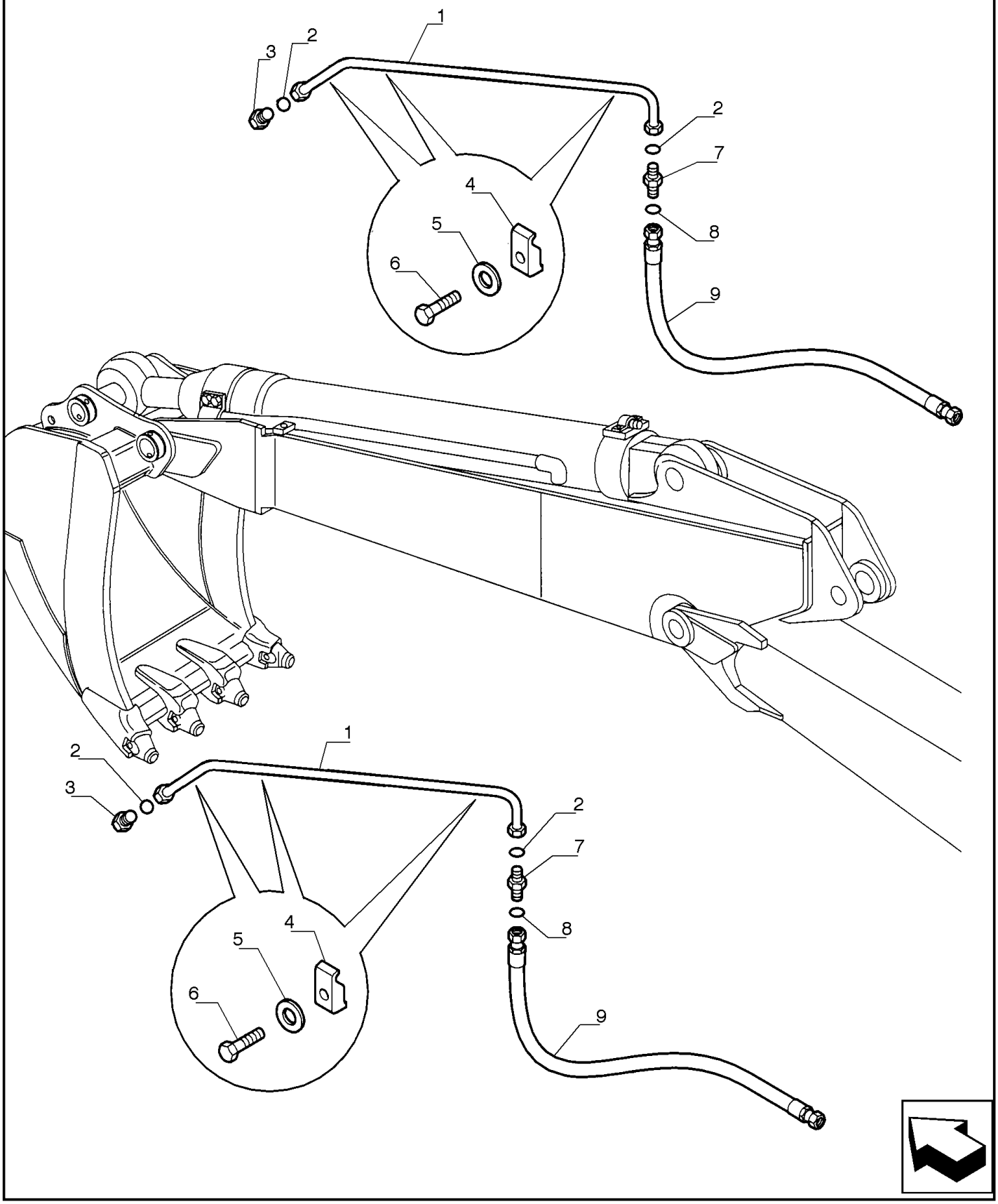

LINHA HIDR., GARRA, MADEIRA - 2940MM

REF	FN	PART NUMBER	YR/SN	QTY	DESCRIPTION
1		87721964		2	TUBO 12 mm ID x 16 mm OD x 1602, 123 mm L
2		71484462		4	O-RING
3		9847692		2	BUJÃO
4		72215152		6	SUPORTE
5		10517071		6	TRAVA DA ARRUELA M12
6		11113231		6	PARAFUSO Hex, M12 x 50mm, Cl 10.9
7		72204293		2	CONECTOR HIDRÁUL
8		70923841		2	O-RING M12.42 ID x 1.78 Thk
9		72212247		2	TUBO FLEXÍVEL

35.360.AM	07	p1	7/2014

LINHAS HIDRÁULICAS, GARRA, MADEIRA

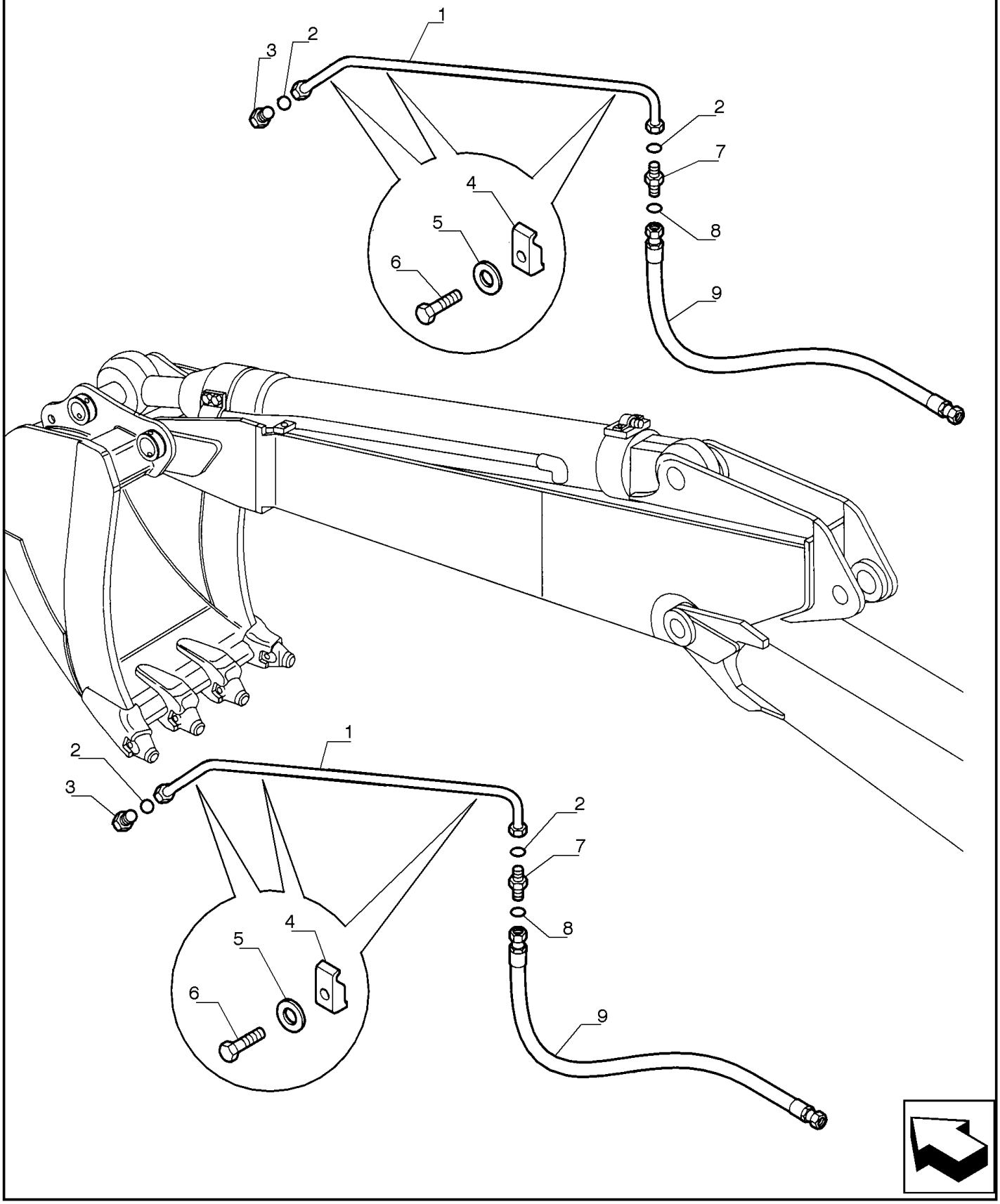

LINHAS HIDRÁULICAS, GARRA, MADEIRA

REF	FN	PART NUMBER	YR/SN	QTY	DESCRIPTION
1		87721964		2	TUBO 12 mm ID x 16 mm OD x 1602, 123 mm L
2		71484462		4	O-RING
3		9847692		2	BUJÃO
4		72215152		6	SUPORTE
5		10517071		6	TRAVA DA ARRUELA M12
6		11113231		6	PARAFUSO Hex, M12 x 50mm, Cl 10.9
7		72204293		2	CONECTOR HIDRÁUL
8		70923841		2	O-RING M12.42 ID x 1.78 Thk
9		87382965		2	TUBO FLEXÍVEL

35.360.AM	08	p1	7/2014

LINHAS HIDRÁULICAS, GARRA, MADEIRA

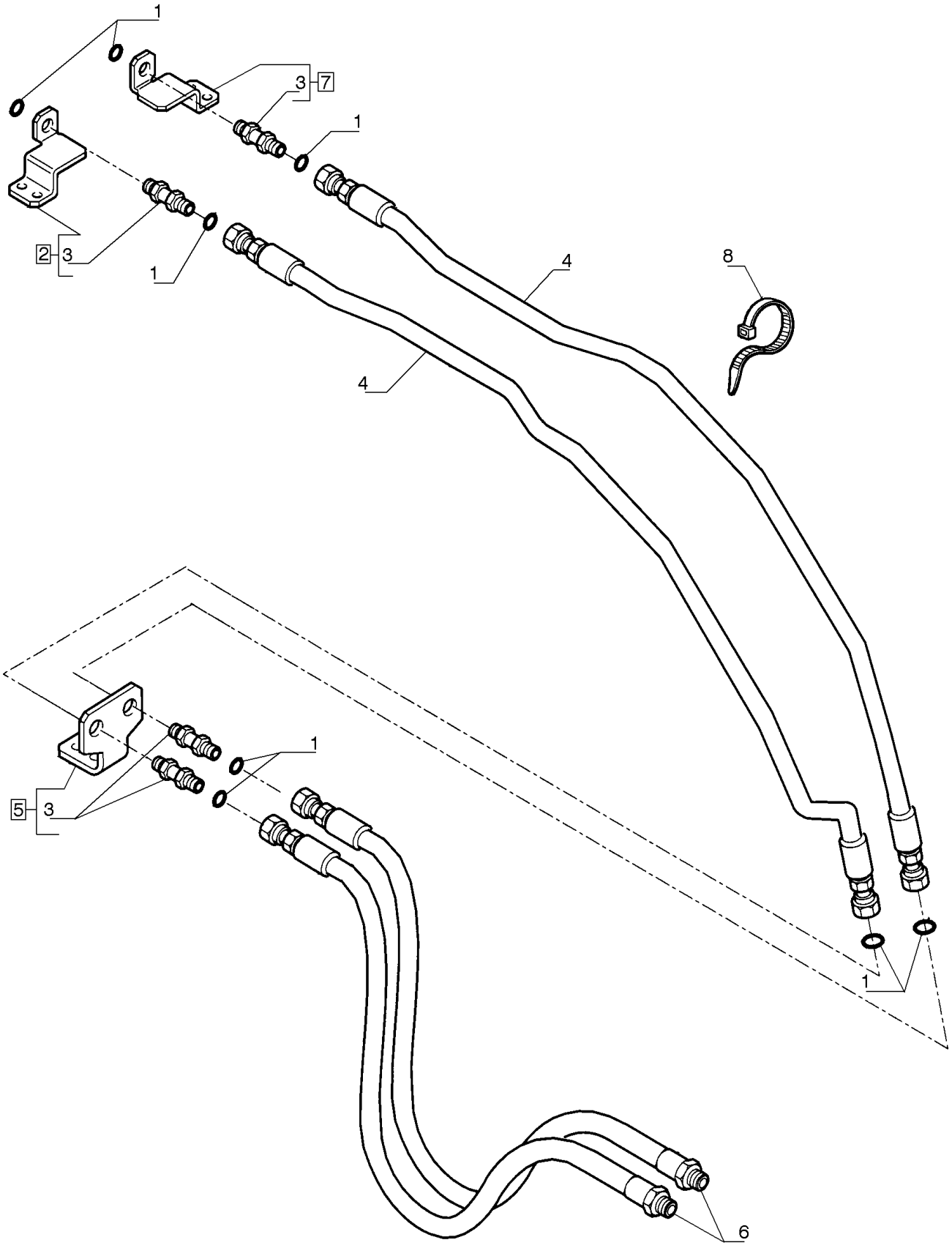

LINHAS HIDRÁULICAS, GARRA, MADEIRA

REF FN	PART NUMBER	YR/SN	QTY	DESCRIPTION
1	70923841		8	O-RING M12.42 ID x 1.78 Thk
2	87396711		1	SUPORTE LH
3	72204201		4	CONECTOR HIDRÁUL
4	87396720		2	TUBO FLEXÍVEL
5	87396715		1	SUPORTE
6	87396721		2	TUBO FLEXÍVEL
7	87396713		1	SUPORTE RH
8	75201642		36	BRAÇADEIRA

35.726.AE	01	p1	7/2014

MONTAGEM DO JOYSTICK

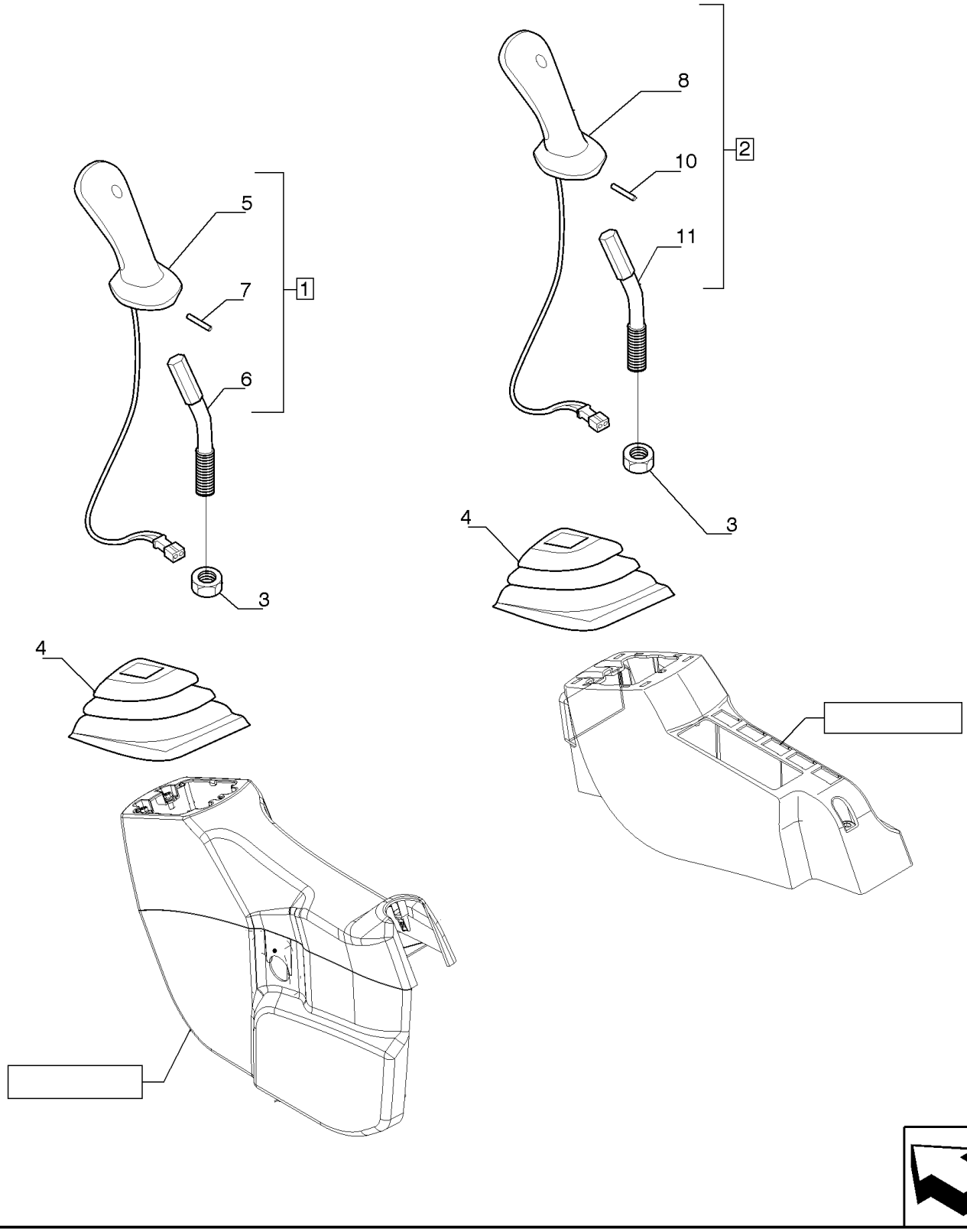

MONTAGEM DO JOYSTICK

REF FN	PART NUMBER	YR/SN	QTY	DESCRIPTION
1	LB03M01013F1		1	EMPUNHADURA
2	YN03M02123F1		1	EMPUNHADURA
3	12163221		2	PORCA M14, Cl 10
4	YN03M02114P1		2	FOLE
5	PW03M01960F1		1	MANILHA
6	YN03M02124P1		1	ALAVANCA
7	14601271		1	PINO ELÁSTICO
8	PW03M01960F1		1	MANILHA
9	YN03M02124P1		1	ALAVANCA
10	14601271		1	PINO ELÁSTICO

35.726.AE	02	p1	7/2014

MONTAGEM DO JOYSTICK, MARTELO

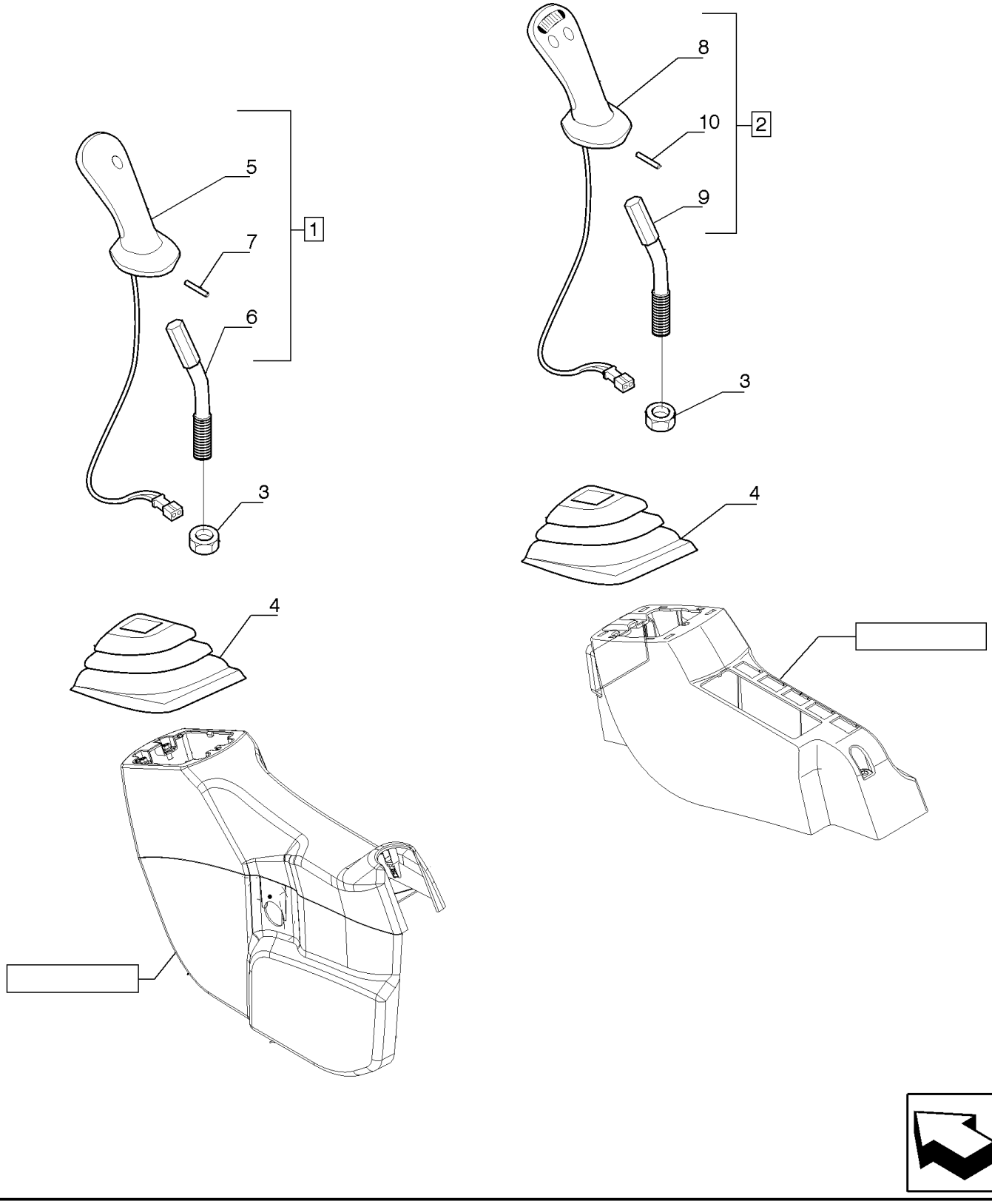

MONTAGEM DO JOYSTICK, MARTELO

REF FN	PART NUMBER	YR/SN	QTY	DESCRIPTION
1	LB03M01013F1		1	EMPUNHADURA
2	LB03M01017F1		1	EMPUNHADURA
3	12163221		2	PORCA M14, Cl 10
4	YN03M02114P1		2	FOLE
5	PW03M01960F1		1	MANILHA
6	YN03M02124P1		1	ALAVANCA
7	14601271		1	PINO ELÁSTICO
8	YY03M01239F1		1	EMPUNHADURA
9	YN03M02124P1		1	ALAVANCA
10	14601271		1	PINO ELÁSTICO

35.726.AE	03	p1	7/2014

MONTAGEM DO JOYSTICK, GARRA, MADEIRA

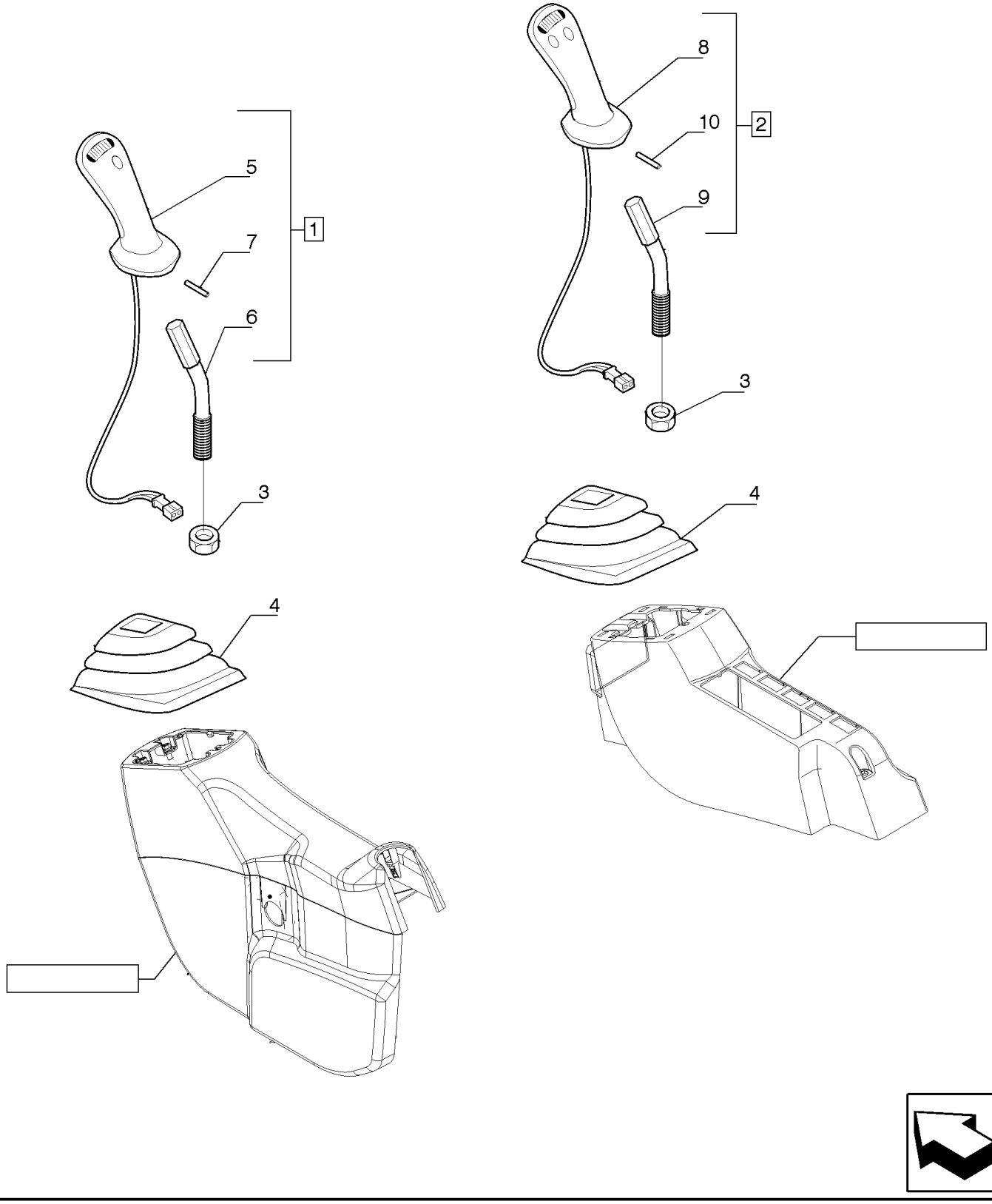

MONTAGEM DO JOYSTICK, GARRA, MADEIRA

REF	FN	PART NUMBER	YR/SN	QTY	DESCRIPTION
1		YN03M02122F1		1	EMPUNHADURA
2		LB03M01017F1		1	EMPUNHADURA
3		12163221		2	PORCA M14, Cl 10
4		YN03M02114P1		2	FOLE
5		YY03M01240F1		1	EMPUNHADURA
6		YN03M02124P1		1	ALAVANCA
7		14601271		1	PINO ELÁSTICO
8		YY03M01239F1		1	EMPUNHADURA
9		YN03M02124P1		1	ALAVANCA
10		14601271		1	PINO ELÁSTICO

35.736.AA		p1	7/2014

CILINDRO DE ELEVAÇÃO

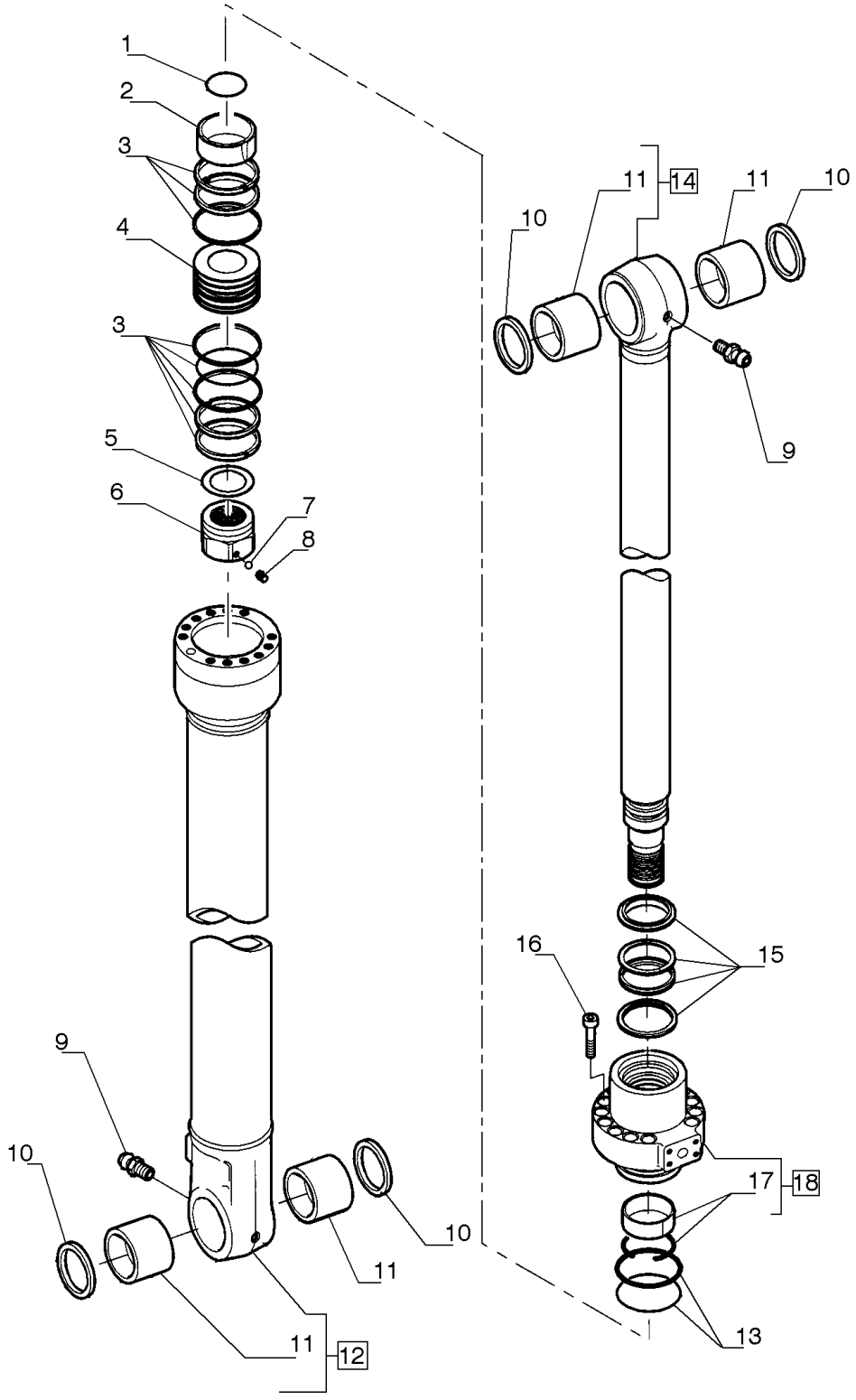

CILINDRO DE ELEVAÇÃO

REF FN	PART NUMBER	YR/SN	QTY	DESCRIPTION
1	71418479		1	VEDAÇÃO SEALRING
2	71418480		1	BUCHA
3	71418481		1	KIT DE VEDAÇÃO
4	71418483		1	PISTÃO
5	71445714		1	ARRUELA PLANA
6	72104630		1	PORCA
7	71445627		1	ESFERA
8	71445626		1	GUIA
9	13407211		2	GRAXEIRA M10 x 1
10	72104596		4	VEDAÇÃO DO LIMPADOR
11	87543176		4	BUCHA
12	87395454		1	CORPO DO CILINDRO
13	71445704		1	CONJUNTO
14	87395451		1	HASTE
15	72104592		1	CONJUNTO
16	14426874		12	PARAFUSO ALLEN M16 x 2 x 75mm, Cl 12.9, Full Thd
17	71447620		1	CONJUNTO
18	71418476		1	CABEÇOTE

35.736.AC	01	p1	7/2014

SISTEMA HIDRÁULICO - BRAÇO DE ELEVAÇÃO MONOBLOCO

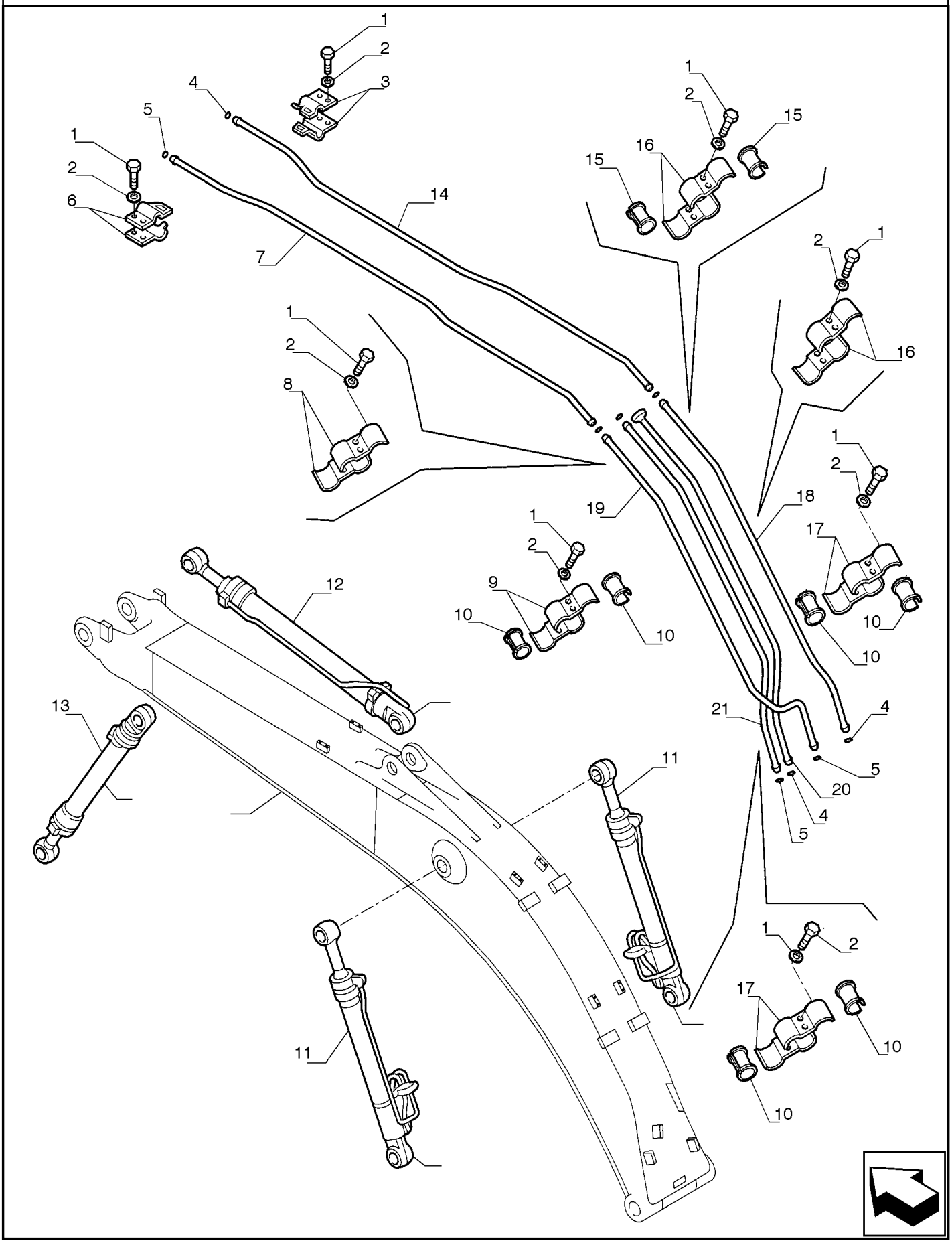

SISTEMA HIDRÁULICO - BRAÇO DE ELEVAÇÃO MONOBLOCO

REF FN	PART NUMBER	YR/SN	QTY	DESCRIPTION
1	11112631		16	PARAFUSO Hex, M12 x 35mm, Cl 10.9
2	14496731		16	ARRUELA PLANA M12 x 24 x 2.5 Thk
3	87599324		2	BRAÇADEIRA TUBO
4	70931640		4	O-RING
5	70923843		4	O-RING
6	87599323		2	BRAÇADEIRA TUBO
7	87599317		1	TUBO HIDRÁULICO 27mm OD
8	87599319		2	BRAÇADEIRA TUBO
9	87599320		4	BRAÇADEIRA TUBO
10	87343521		4	BUCHA
11	84405368		2	CILINDRO HIDRÁULICO
12	84405371		1	CILINDRO HIDRÁULICO
13	{84405370}		1	
14	87599316		1	TUBO HIDRÁULICO 34mm OD
15	72151580		5	BUCHA
16	87599321		2	BRAÇADEIRA TUBO
17	87599318		4	BRAÇADEIRA TUBO
18	87599312		1	TUBO HIDRÁULICO 34mm OD
19	87599313		1	TUBO HIDRÁULICO 27mm OD
20	84121866		1	TUBO
21	87599314		1	TUBO HIDRÁULICO 27mm OD
22	71404460		1	O-RING

35.736.AC	02	p1	7/2014

SISTEMA HIDRÁULICO - CILINDRO ELEVAÇÃO

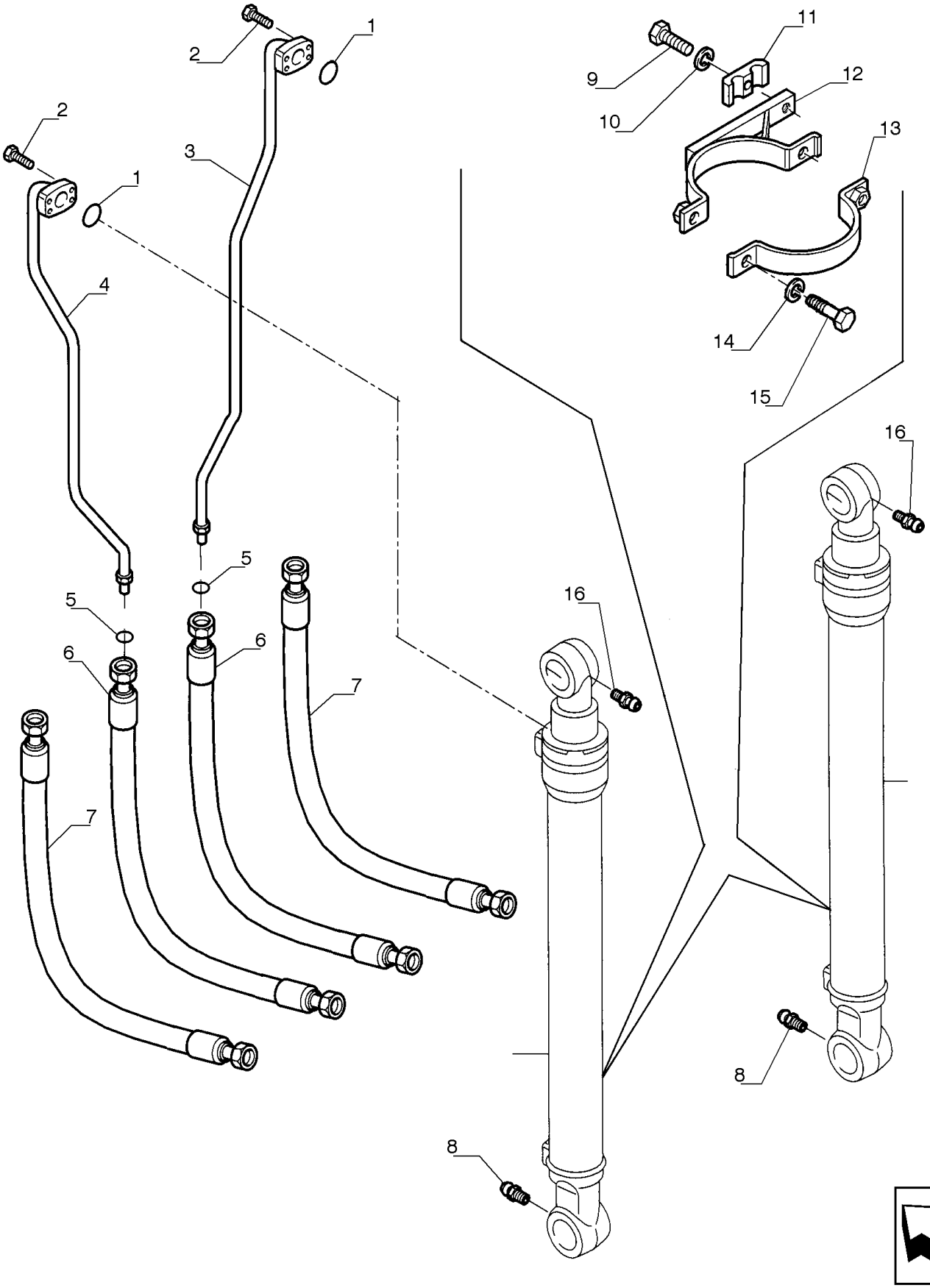

SISTEMA HIDRÁULICO - CILINDRO ELEVAÇÃO

REF FN	PART NUMBER	YR/SN	QTY	DESCRIPTION
1	ZD12P02600		2	O-RING
2	ZS28C10030		8	PARAFUSO
3	YN42H02812P1		1	TUBO 21.7 mm OD x 1210.5, 224.1 mm Length
4	YN42H02342P1		1	TUBO 21.7 mm OD x 1211, 244 mm Length
5	ZD12A01600		2	O-RING
6	ZX20H10072		2	MANGUEIRA
7	ZX20H16078		2	MANGUEIRA
8	ZG91S02000		2	GRAXEIRA
9	11113531		2	PARAFUSO Hex, M12 x 65mm, Cl 10.9
10	YN42H02813P1		2	TIRA
11	87599369		2	SUPORTE
12	YN42H02813P1		1	TIRA DIR.
12	YN42H02615P1		1	TIRA ESQ.
13	YX42H01074P2		2	TIRA
14	ZW26X10000		4	TRAVA DA ARRUELA
15	11106431		4	PARAFUSO Hex, M10 x 1.5 x 30mm, Cl 10.9, Full Thd
16	ZH22Z04000		2	CONECTOR HIDRÁUL

35.736.AC	03	p1	7/2014

SISTEMA HIDRÁULICO - CILINDRO ELEVAÇÃO

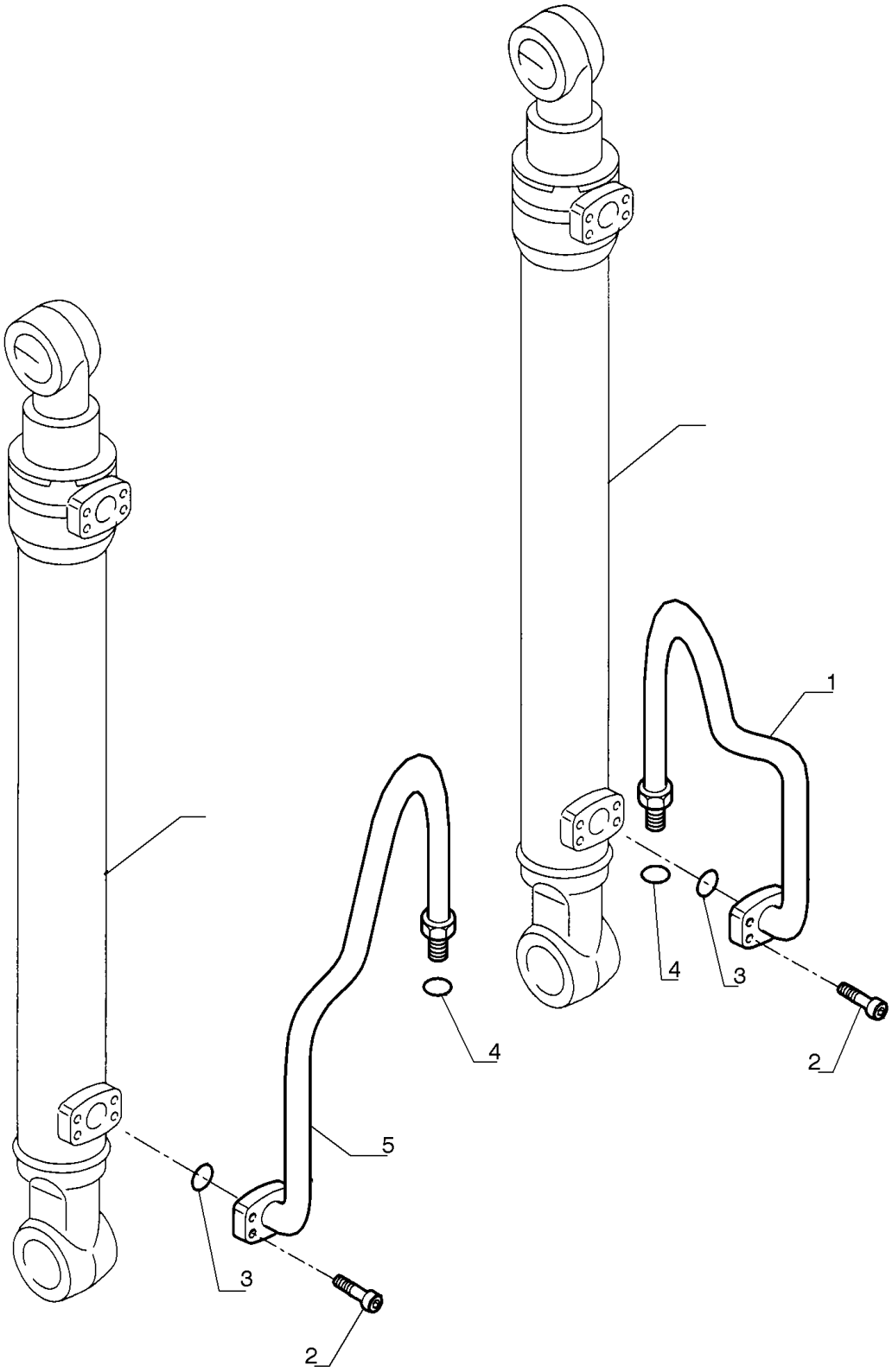

SISTEMA HIDRÁULICO - CILINDRO ELEVAÇÃO

REF FN	PART NUMBER	YR/SN	QTY	DESCRIPTION
1	87598540		1	TUBO HIDRÁULICO 34 mm OD x 1077, 443 mm L
2	14422231		8	PARAFUSO ALLEN M12 x 1.75 x 40mm, Cl 10.9, Full Thd
3	70924200		2	O-RING
4	70931640		2	O-RING
5	87598541		1	TUBO HIDRÁULICO

35.737.AA		p1	7/2014

CILINDRO DE EXCAVAÇÃO

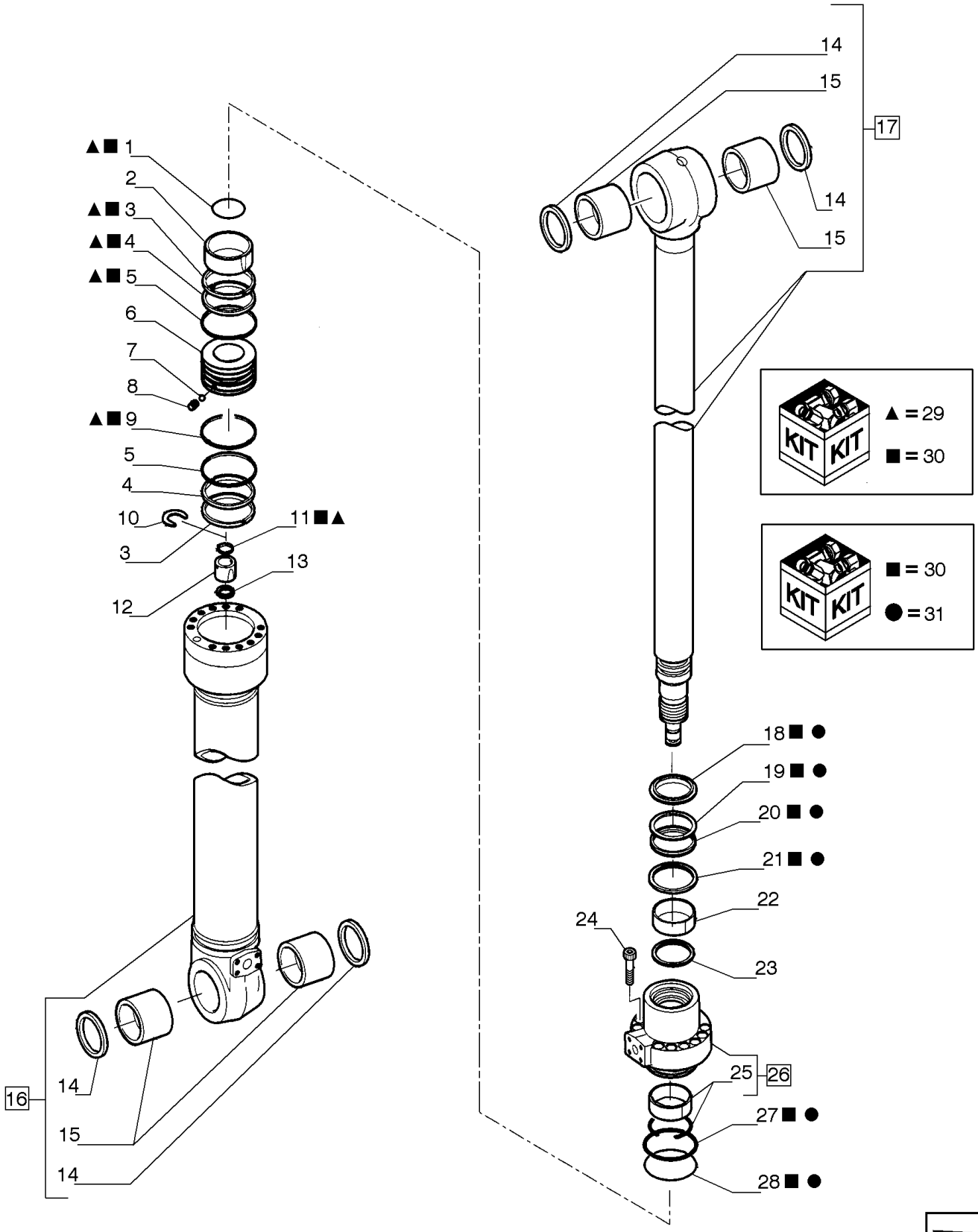

CILINDRO DE EXCAVAÇÃO

REF FN	PART NUMBER	YR/SN	QTY	DESCRIPTION
1	87552693		1	VEDAÇÃO
2	87552692		1	BUCHA
3	71445662		2	ANEL
4	87552695		2	ANEL
5	71465036		2	ANEL
6	87552694		1	PISTÃO
7	71445658		1	ESFERA
8	71445657		1	GUIA
9	71445664		1	VEDAÇÃO
10	71418453		1	PARADA
11	71418452		1	VEDAÇÃO
12	87552696		1	BUCHA
13	71418454		1	SEMI-ANEL
14	87552698		4	VEDAÇÃO DO LIMPADOR
15	87552697		4	BUCHA
16	87576768		1	CONJUNTO
17	87576769		1	CONJUNTO
18	71418432		1	ANEL
19	71418434		1	ANEL
20	87552691		1	O-RING
21	87552690		1	ANEL
22	71445617		1	BUCHA
23	71445618		1	ANEL
24	14428774		12	PARAFUSO ALLEN M18 x 2.5 x 80mm, Cl 12.9, Full Thd
25	71447621		1	CONJUNTO
26	71469208		1	PLACA DE FUNDO
27	71465031		1	O-RING
28	71465030		1	ANEL VEDADOR
29	87576766		1	CONJUNTO
30	87576767		1	CONJUNTO
31	87576765		1	CONJUNTO

35.737.AE	01	p1	7/2014

SISTEMA HIDRÁULICO - CILINDRO DE EXCAVAÇÃO

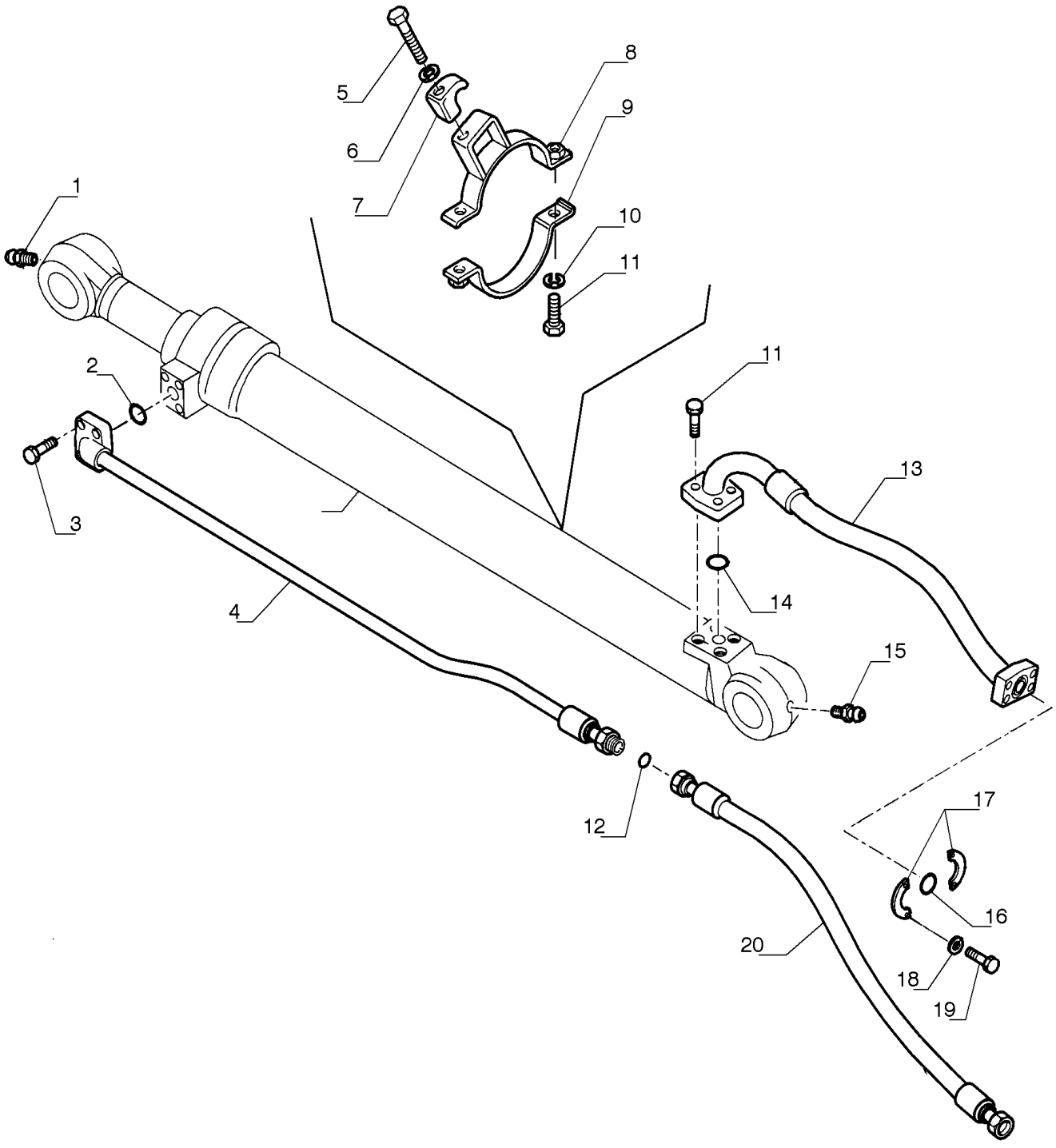

SISTEMA HIDRÁULICO - CILINDRO DE EXCAVAÇÃO

REF	FN	PART NUMBER	YR/SN	QTY	DESCRIPTION
1		72283478		1	GRAXEIRA
2		70924200		1	O-RING
3		14422231		8	PARAFUSO ALLEN M12 x 1.75 x 40mm, Cl 10.9, Full Thd
4		87626793		1	TUBO 1817.5, 62 mm L
4	1	87533389		1	TUBO HIDRÁULICO 20.6 mm ID x 27 mm OD x 1817.5, 62 mm L
5		11113331		1	PARAFUSO Hex, M12 x 55mm, Cl 10.9
6		14496731		1	ARRUELA PLANA M12 x 24 x 2.5 Thk
7		72201683		1	SUPORTE
8		87598542		1	SUPORTE
9		87598545		1	SUPORTE
10		10516871		2	TRAVA DA ARRUELA
11		11106431		2	PARAFUSO Hex, M10 x 1.5 x 30mm, Cl 10.9, Full Thd
12		70923843		1	O-RING
13		87544499		1	TUBO FLEXÍVEL
14		72215443		1	O-RING
15		72283478		1	GRAXEIRA
16		70924192		1	O-RING
17		71444029		2	SEMI-FLANGE
18		10517171		4	TRAVA DA ARRUELA
19		14424531		4	PARAFUSO M14 x 2 x 50mm
20		87544502		1	TUBO FLEXÍVEL

(1) Para braço 15m

35.737.AE	02	p1	7/2014

TUBULAÇÃO BRAÇO DE EXCAVAÇÃO - 2,4M

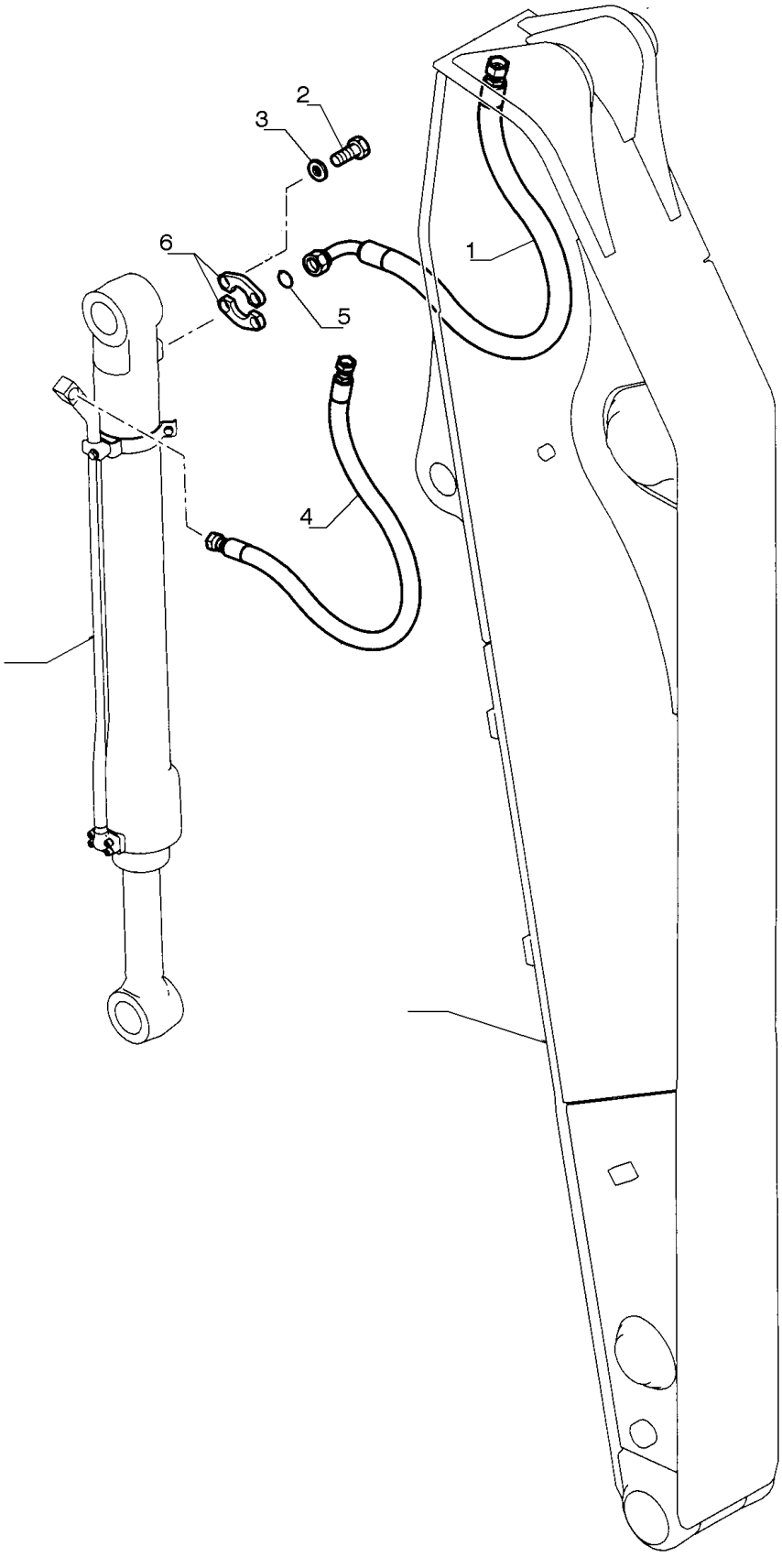

TUBULAÇÃO BRAÇO DE EXCAVAÇÃO - 2,4M

REF FN	PART NUMBER	YR/SN	QTY	DESCRIPTION
1	87533392		1	TUBO FLEXÍVEL
2	14422231		4	PARAFUSO ALLEN M12 x 1.75 x 40mm, Cl 10.9, Full Thd
3	10517071		4	TRAVA DA ARRUELA M12
4	87547562		1	TUBO FLEXÍVEL
5	70924200		1	O-RING
6	71404313		2	SEMI-FLANGE

35.737.AE	03	p1	7/2014

TUBULAÇÃO BRAÇO DE EXCAVAÇÃO - 2,4M

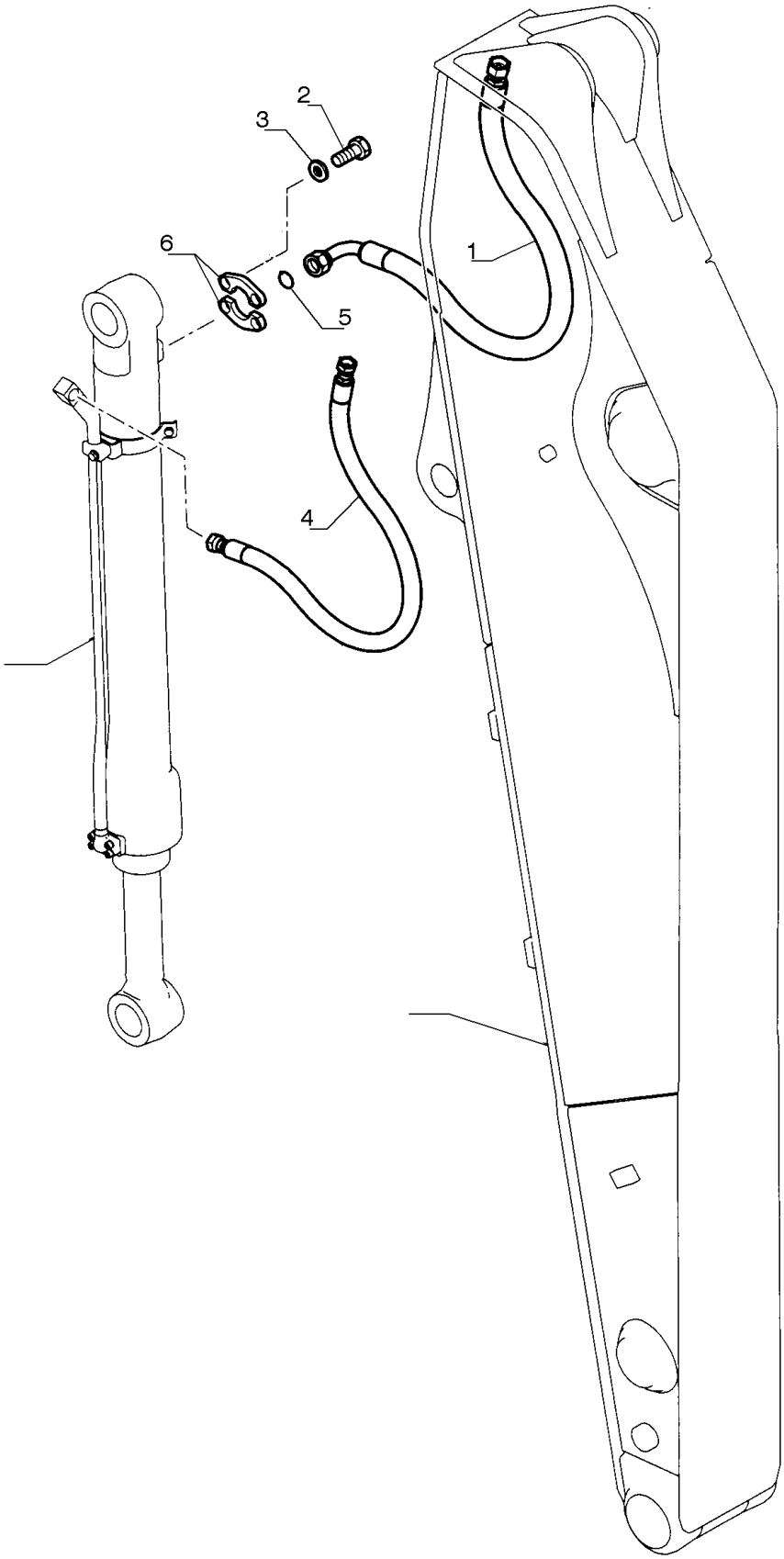

TUBULAÇÃO BRAÇO DE EXCAVAÇÃO - 2,4M

REF FN	PART NUMBER	YR/SN	QTY	DESCRIPTION
1	87533392		1	TUBO FLEXÍVEL
2	14422231		4	PARAFUSO ALLEN M12 x 1.75 x 40mm, Cl 10.9, Full Thd
3	10517071		4	TRAVA DA ARRUELA M12
4	87547562		1	TUBO FLEXÍVEL
5	70924200		1	O-RING
6	71404313		2	SEMI-FLANGE

35.737.AE	04	p1	7/2014

TUBULAÇÃO BRAÇO DE EXCAVAÇÃO - 2,94M

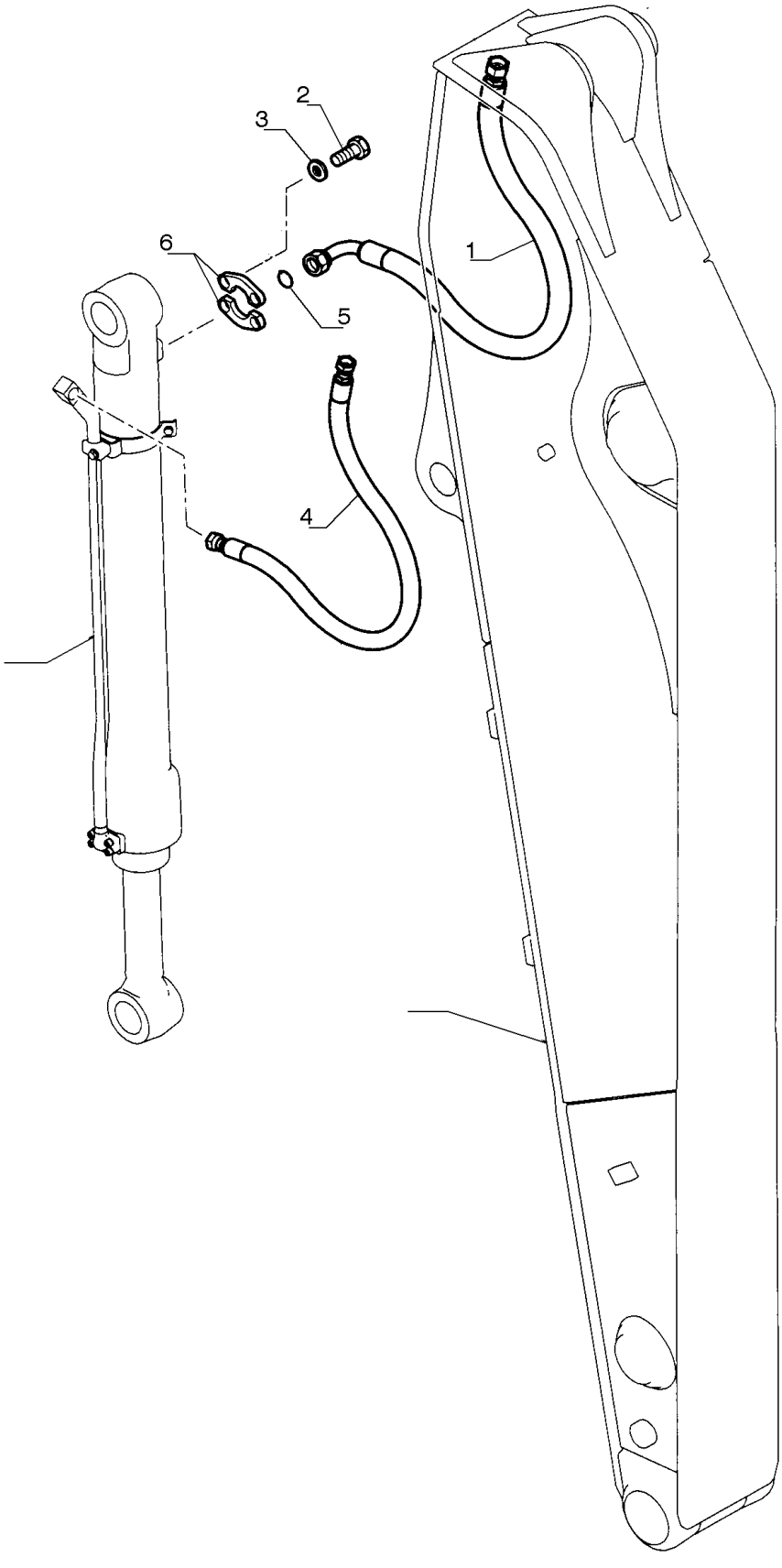

TUBULAÇÃO BRAÇO DE EXCAVAÇÃO - 2,94M

REF	FN	PART NUMBER	YR/SN	QTY	DESCRIPTION
1		87533392		1	TUBO FLEXÍVEL
2		14422231		4	PARAFUSO ALLEN M12 x 1.75 x 40mm, Cl 10.9, Full Thd
3		412123		4	TRAVA DA ARRUELA M12 x 21 x 2.6 Thk
4		72205013		1	TUBO FLEXÍVEL 1350.00 mm
5		70924200		1	O-RING
6		71404313		2	SEMI-FLANGE

35.737.AE	05	p1	7/2014

TUBULAÇÃO BRAÇO DE EXCAVAÇÃO - 3,5M

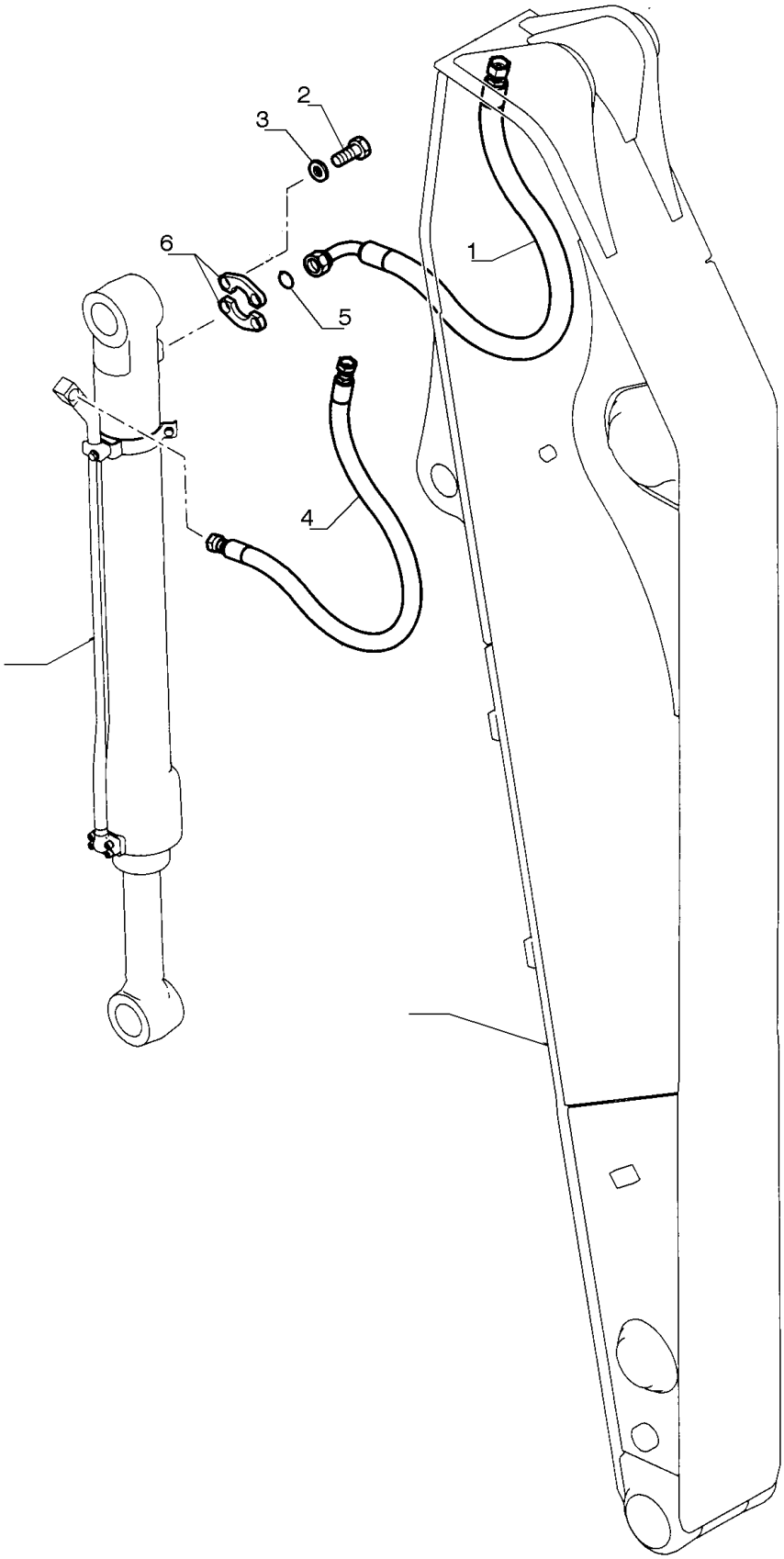

TUBULAÇÃO BRAÇO DE EXCAVAÇÃO - 3,5M

REF FN	PART NUMBER	YR/SN	QTY	DESCRIPTION
1	87547564		1	TUBO FLEXÍVEL
2	14422231		4	PARAFUSO ALLEN M12 x 1.75 x 40mm, Cl 10.9, Full Thd
3	412123		4	TRAVA DA ARRUELA M12 x 21 x 2.6 Thk
4	87657736		1	TUBO FLEXÍVEL
5	70924200		1	O-RING
6	71404313		2	SEMI-FLANGE

35.738.AA		p1	7/2014

CILINDRO DA CAÇAMBA

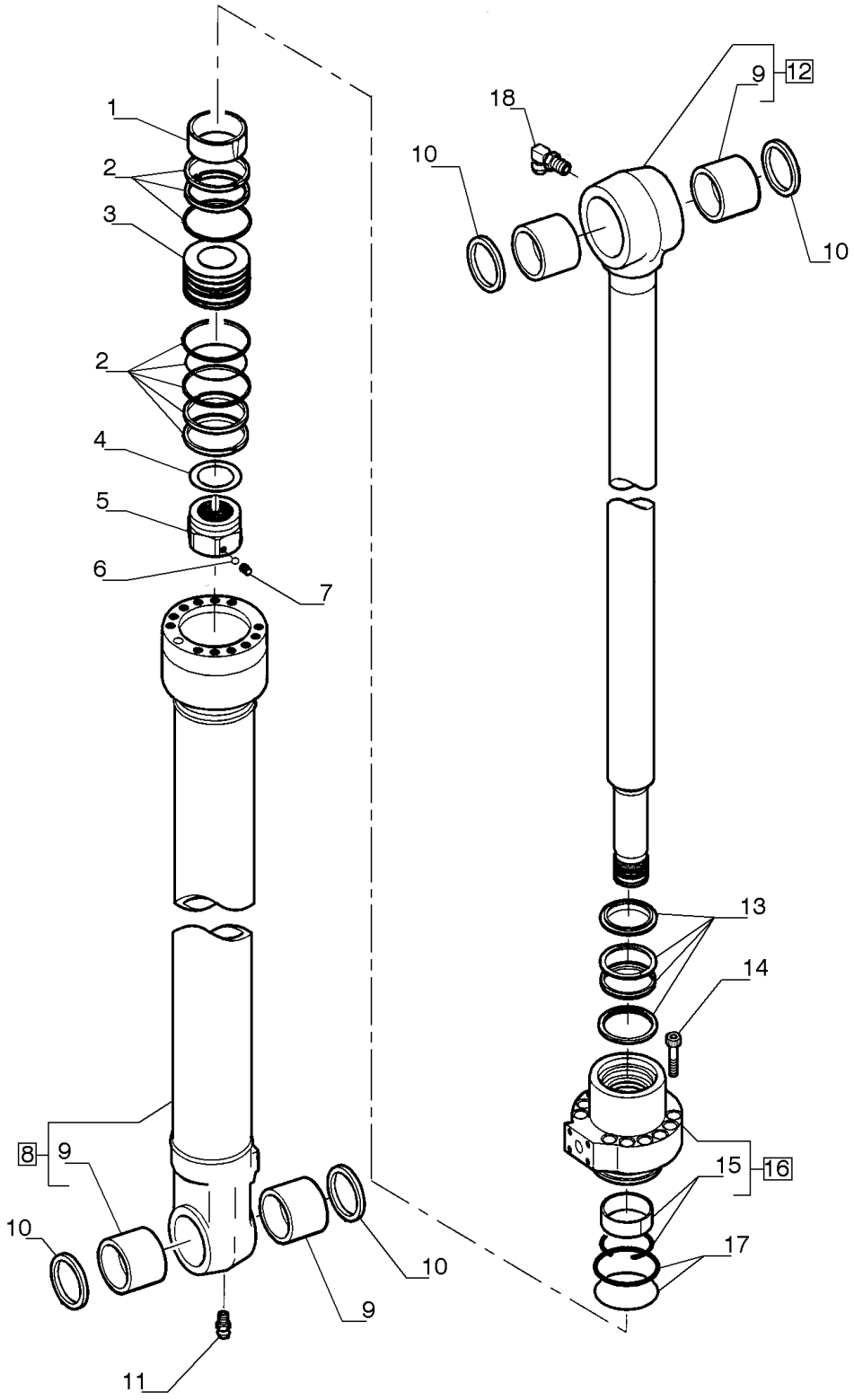

CILINDRO DA CAÇAMBA

REF	FN	PART NUMBER	YR/SN	QTY	DESCRIPTION
1		87369444		1	BUCHA
2		71418481		1	KIT DE VEDAÇÃO
3		71418483		1	PISTÃO
4		71445714		1	ARRUELA PLANA
5		72104630		1	PORCA
6		71445627		1	ESFERA
7		71445626		1	GUIA
8		87349054		1	CORPO DO CILINDRO
9		87543175		4	BUCHA
10		71415158		4	VEDAÇÃO
11		13407211		1	GRAXEIRA M10 x 1
12		87349053		1	HASTE
13		72104631		1	CONJUNTO
14		14426874		12	PARAFUSO ALLEN M16 x 2 x 75mm, Cl 12.9, Full Thd
15		71447625		1	CONJUNTO
16		72104628		1	PLACA DE FUNDO
17		71445704		1	CONJUNTO
18		13408411		1	GRAXEIRA 90°, M10 x1

35.738.AE		p1	7/2014

CILINDRO DA CAÇAMBA

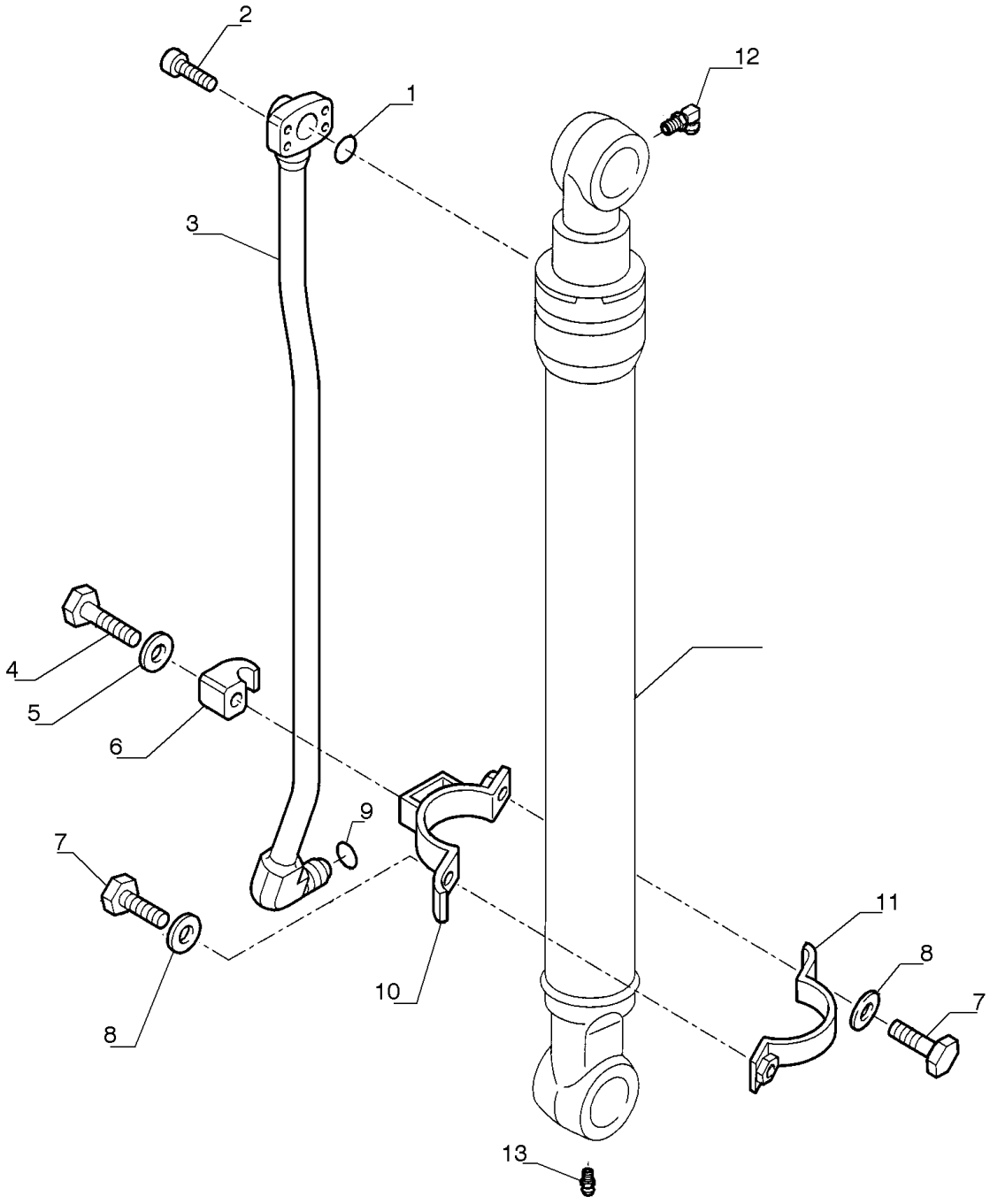

CILINDRO DA CAÇAMBA

REF	FN	PART NUMBER	YR/SN	QTY	DESCRIPTION
1		70924110		1	O-RING
2		14420331		4	PARAFUSO ALLEN M10 x 1.5 x 35mm, Cl 10.9, Full Thd
3		87599368		1	TUBO HIDRÁULICO 27mm OD x 1262.5, 65 mm L
4		11107331		1	PARAFUSO Hex, M10 x 55mm, Cl 10.9
5		14496631		1	ARRUELA PLANA M10 x 21 x 2
6		72201683		1	SUPORTE
7		11106431		2	PARAFUSO Hex, M10 x 1.5 x 30mm, Cl 10.9, Full Thd
8		10516871		2	TRAVA DA ARRUELA
9		70923843		1	O-RING
10		87599364		1	GRELHA
11		87599362		1	BRAÇADEIRA
12		13408411		1	GRAXEIRA 90°, M10 x1
13		72283478		1	GRAXEIRA

SECTION INDEX

FRAMES & BALLASTING

39.100.AB	01	FRAME, LOWER
39.100.AB	02	FRAME, LOWER
39.101.AA	01	FRAME, UPPER
39.101.AA	02	INSULATING PANEL, UPPER
39.101.AA	03	INSTRUMENT PANEL, CAB
39.101.AA	04	INSTRUMENT PANEL
39.103.AD		SWING SECTION
39.140.AM		COUNTERWEIGHT

39.100.AB	01	p1	7/2014

ESTRUTURA, INFERIOR

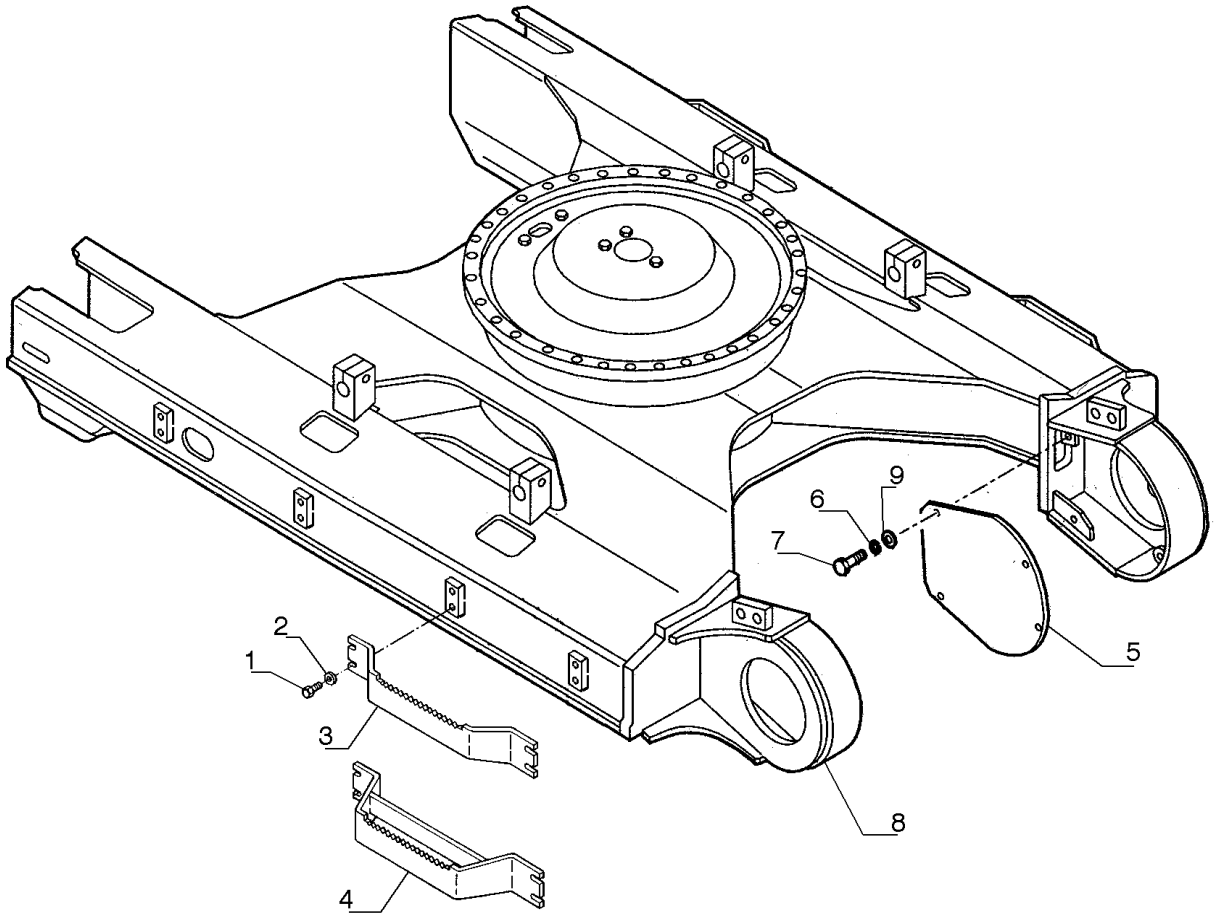

ESTRUTURA, INFERIOR

REF	FN	PART NUMBER	YR/SN	QTY	DESCRIPTION
1		11127531		16	PARAFUSO Hex, M16 x 35, 10.9
2		14496931		16	ARRUELA PLANA M16 x 30 x 3
3		75254844		4	APÓIA PÉ
4		75321678		4	APÓIA PÉ
5		75261771		2	PLACA
6		10517071		8	TRAVA DA ARRUELA M12
7		11112431		8	PARAFUSO Hex, M12 x 30mm, Cl 10.9, Full Thd
8		87627232		1	ESTRUTURA
9		14496731		8	ARRUELA PLANA M12 x 24 x 2.5 Thk

39.100.AB	02	p1	7/2014

ESTRUTURA, INFERIOR

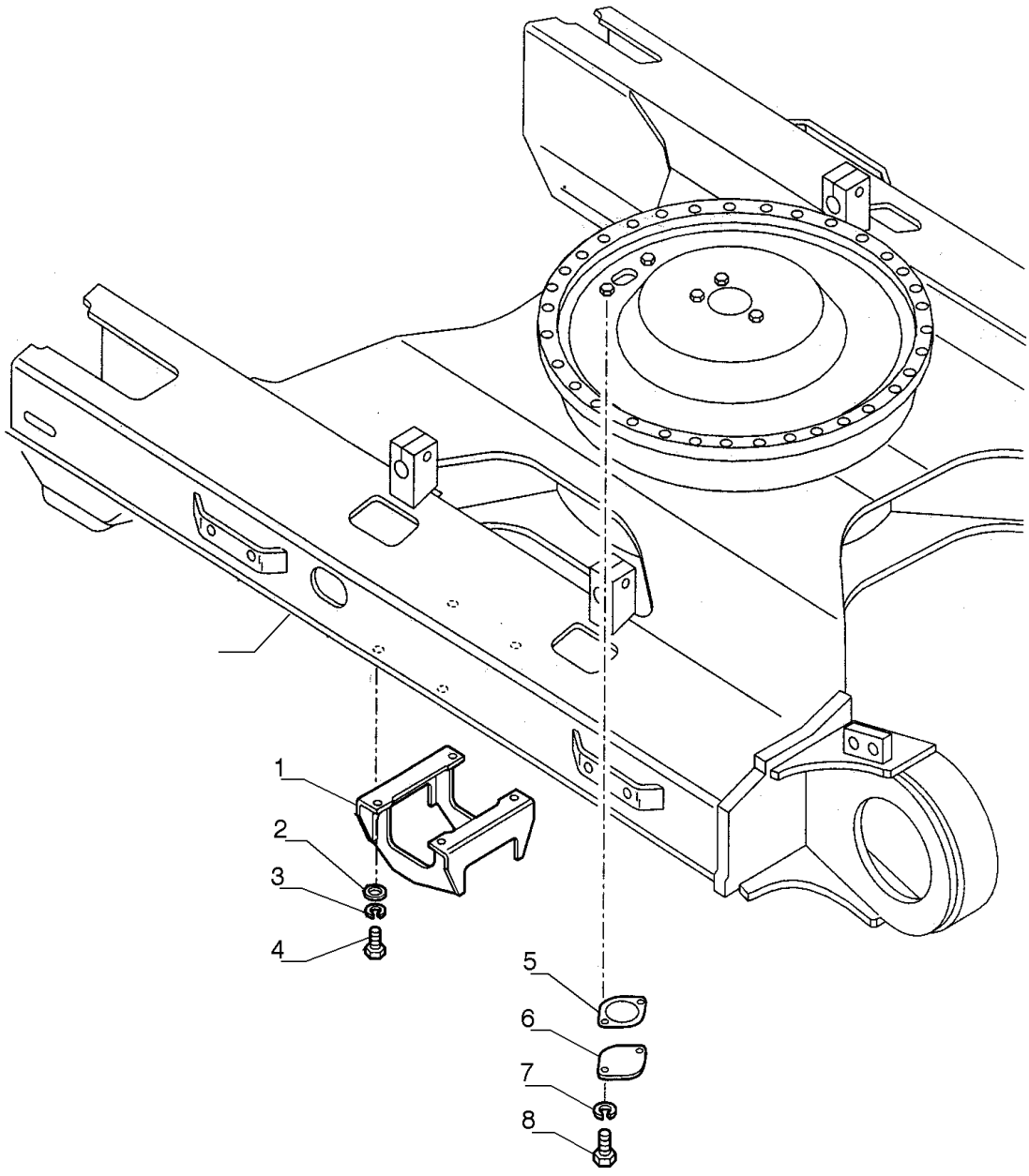

ESTRUTURA, INFERIOR

REF	FN	PART NUMBER	YR/SN	QTY	DESCRIPTION
1		75261827		2	PASTILHA
2		71415218		8	ARRUELA PLANA
3		10517371		8	TRAVA DA ARRUELA
4		15984131		8	PARAFUSO Hex, M18 x 1.5 x 45mm, Cl 10.9, Full Thd
5		71442022		1	VEDAÇÃO
6		75325708		1	COBERTURA
7		10516871		2	TRAVA DA ARRUELA
8		11106231		2	PARAFUSO Hex, M10 x 25, 10.9, Full Thd

39.101.AA	01	p1	7/2014

ESTRUTURA, SUPERIOR

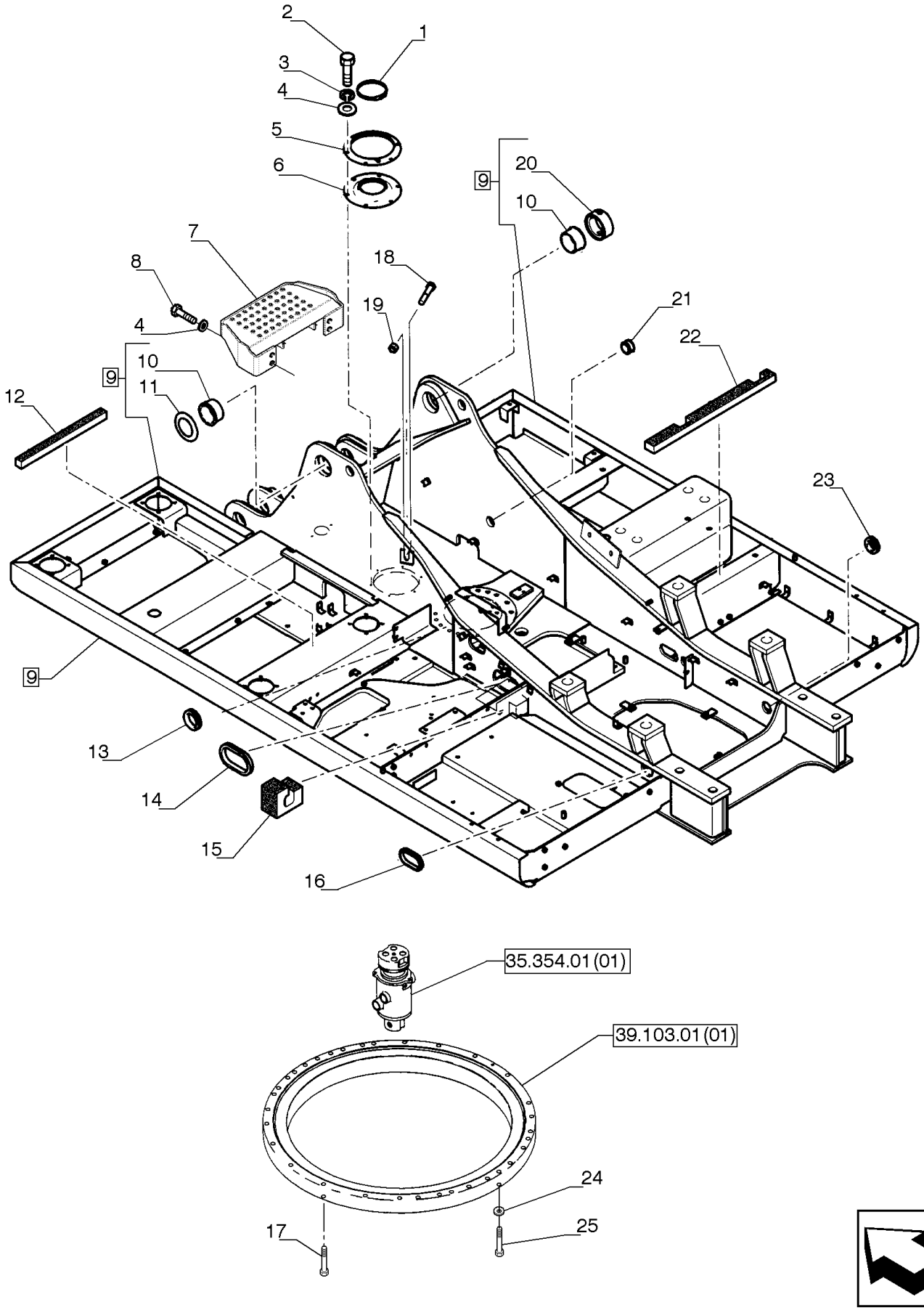

ESTRUTURA, SUPERIOR

REF	FN	PART NUMBER	YR/SN	QTY	DESCRIPTION
1		72955421		1	GRAMPO
2		9846677		6	PARAFUSO Hex, M10 x 1.5 x 25mm, Cl 10.9, Full Thd
3		10571871		6	TRAVA DA ARRUELA M10
4		14496621		10	ARRUELA PLANA Flat, 10.50mm ID x 21.00mm OD x 2.00mm, R80, ZND
5		87369423		1	PLACA
6		87638740		1	VEDAÇÃO
7		47490473		1	ESTRIBO
8		11106031		4	PARAFUSO Hex, M10 x 20, 10.9, Full Thd
9		47378179		1	ESTRUTURA
10		87614918		2	BUCHA
11		87614919		1	COBERTURA
12		LQ52F01761P1		1	ISOLANTE
13		87652945		1	JUNTA
14		87652946		1	JUNTA
15		47489247		1	ISOLAMENTO
16		87652947		1	JUNTA
17		11125731		33	PARAFUSO Hex, M20 x 100, 10.9
18		12164521		1	PORCA Hex, M24, 2mm Pitch,19mm High, Cl 10
19		15246231		1	PARAFUSO Hex, M24 x 2 x 130mm
20		87614920		1	BUCHA
21		87651544		1	JUNTA
22		YN52F02345P1		1	ISOLANTE
23		87651545		1	JUNTA
24		71415214		1	ARRUELA PLANA
25		87369424		1	PARAFUSO

39.101.AA	02	p1	7/2014

PAINEL ISOLANTE, SUPERIOR

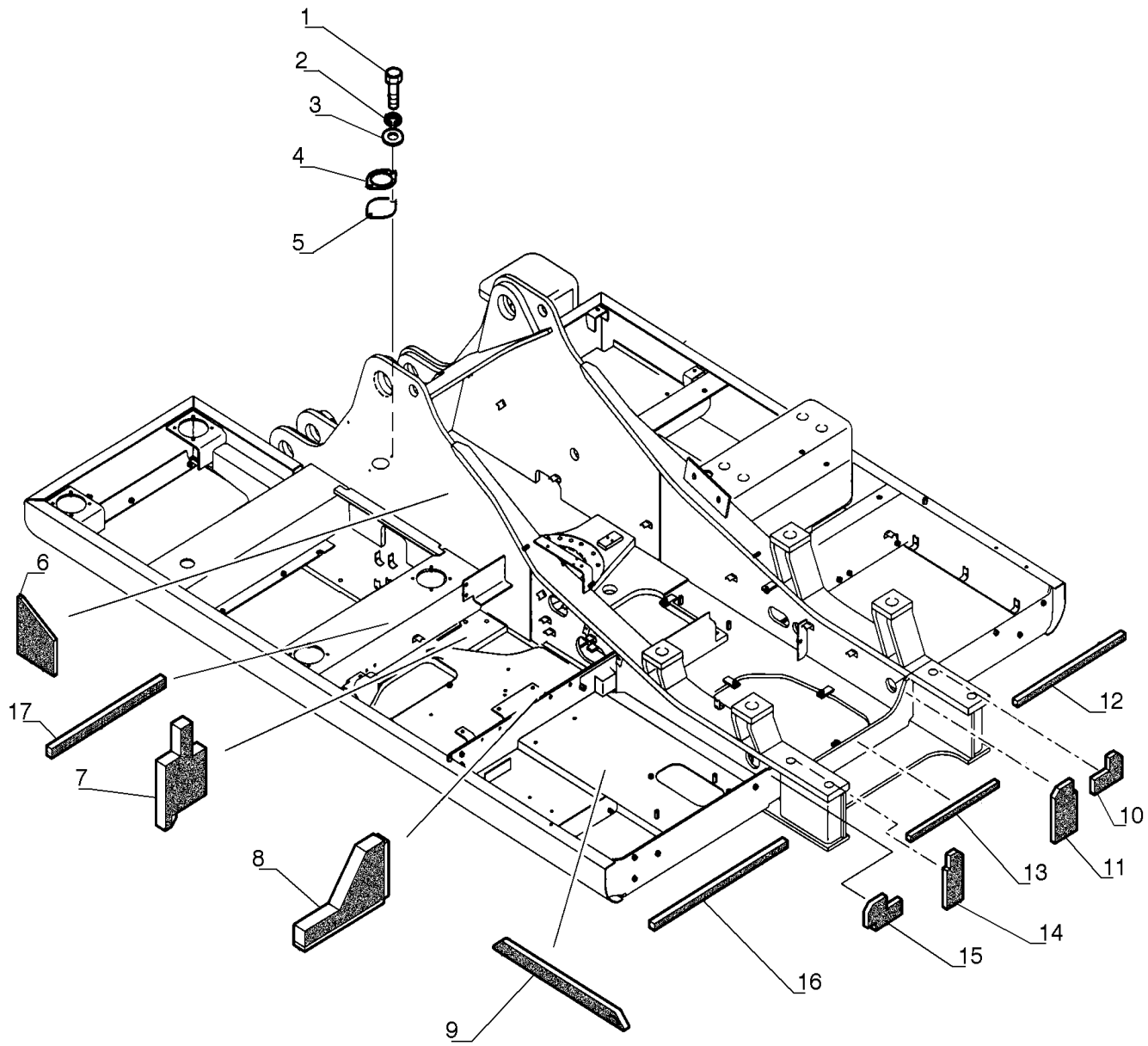

PAINEL ISOLANTE, SUPERIOR

REF	FN	PART NUMBER	YR/SN	QTY	DESCRIPTION
1		9846677		2	PARAFUSO Hex, M10 x 1.5 x 25mm, Cl 10.9, Full Thd
2		10571871		2	TRAVA DA ARRUELA M10
3		14496631		2	ARRUELA PLANA M10 x 21 x 2
4		YN52F02334P1		1	JUNTA
5		47375288		1	PLACA DE FUNDO
6		LQ52F01762P1		1	ISOLANTE
7		YN52F02352P1		1	ISOLANTE
8		87651539		1	ISOLADOR
9		87549839		1	ISOLANTE
10		87735519		1	ISOLADOR
11		87651535		1	ISOLADOR
12		87651528		1	ISOLADOR
13		87651527		1	ISOLADOR
14		87651534		1	ISOLADOR
15		87735518		1	ISOLADOR
16		87651526		1	ISOLADOR
17		LQ52F01761P1		1	ISOLANTE

39.101.AA	03	p1	7/2014

PAINEL DE INSTRUMENTOS, CABINE

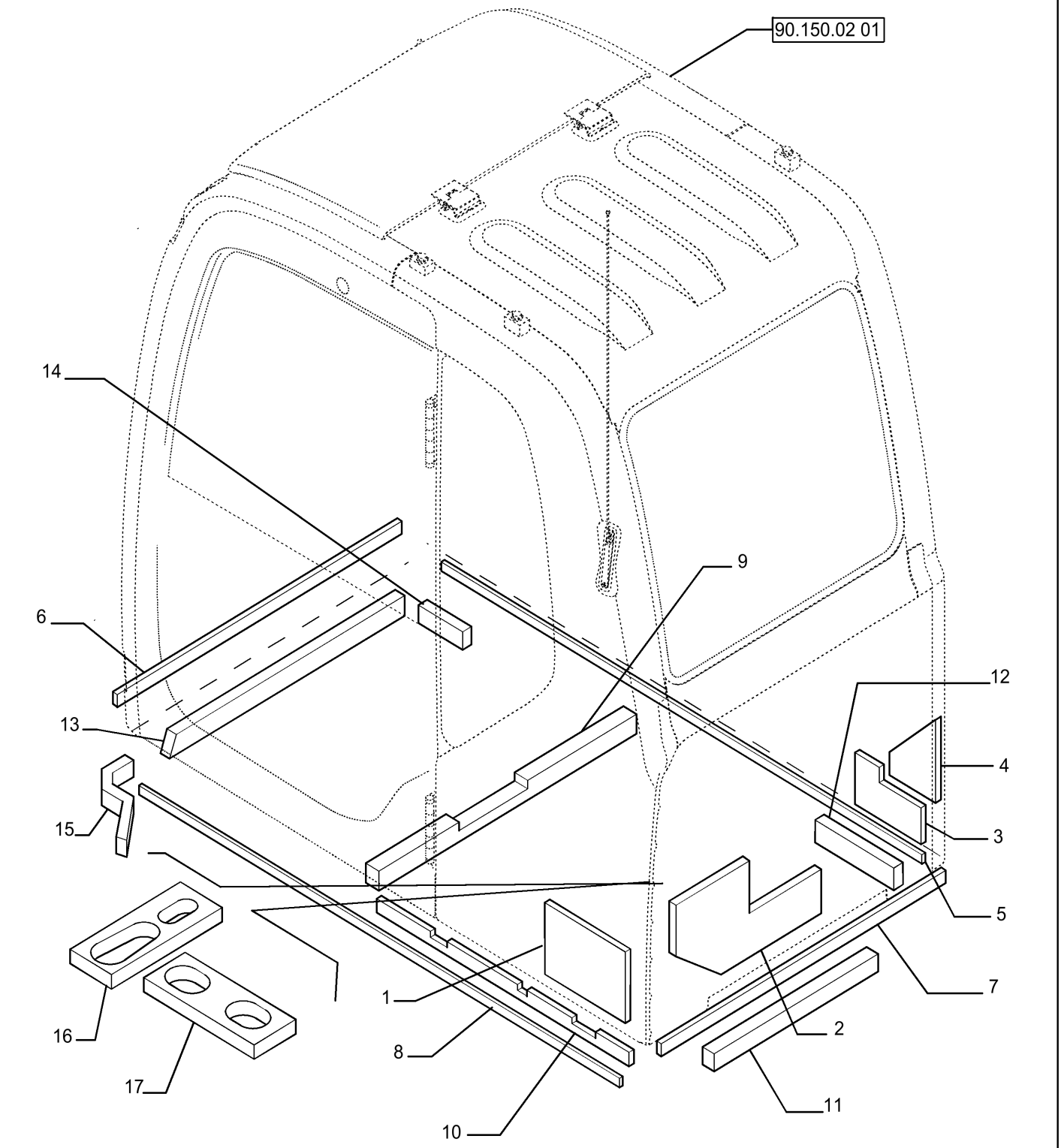

PAINEL DE INSTRUMENTOS, CABINE

REF	FN	PART NUMBER	YR/SN	QTY	DESCRIPTION
1		YN26C01003P1		1	ISOLANTE
2		YN26C01023P1		1	ISOLANTE
3		YN26C01004P1		1	ISOLANTE
4		YN26C01005P1		1	ISOLANTE
5		YN26C01006P1		1	ISOLANTE
6		YN26C01007P1		1	ISOLANTE
7		YN26C01008P1		1	ISOLANTE
8		YN26C01009P1		1	ISOLANTE
9		YN26C01010P1		1	ISOLANTE
10		YN26C01011P1		1	ISOLANTE
11		YN26C01012P1		1	ISOLANTE
12		YN26C01013P1		1	ISOLANTE
13		YN26C01014P1		1	ISOLANTE
14		YN26C01015P1		1	ISOLANTE
15		YN26C01016P1		1	ISOLANTE
16		YN26C01024P1		1	ISOLANTE
17		YN26C01018P1		1	ISOLANTE

39.101.AA	04	p1	7/2014

PAINEL DE INSTRUMENTOS

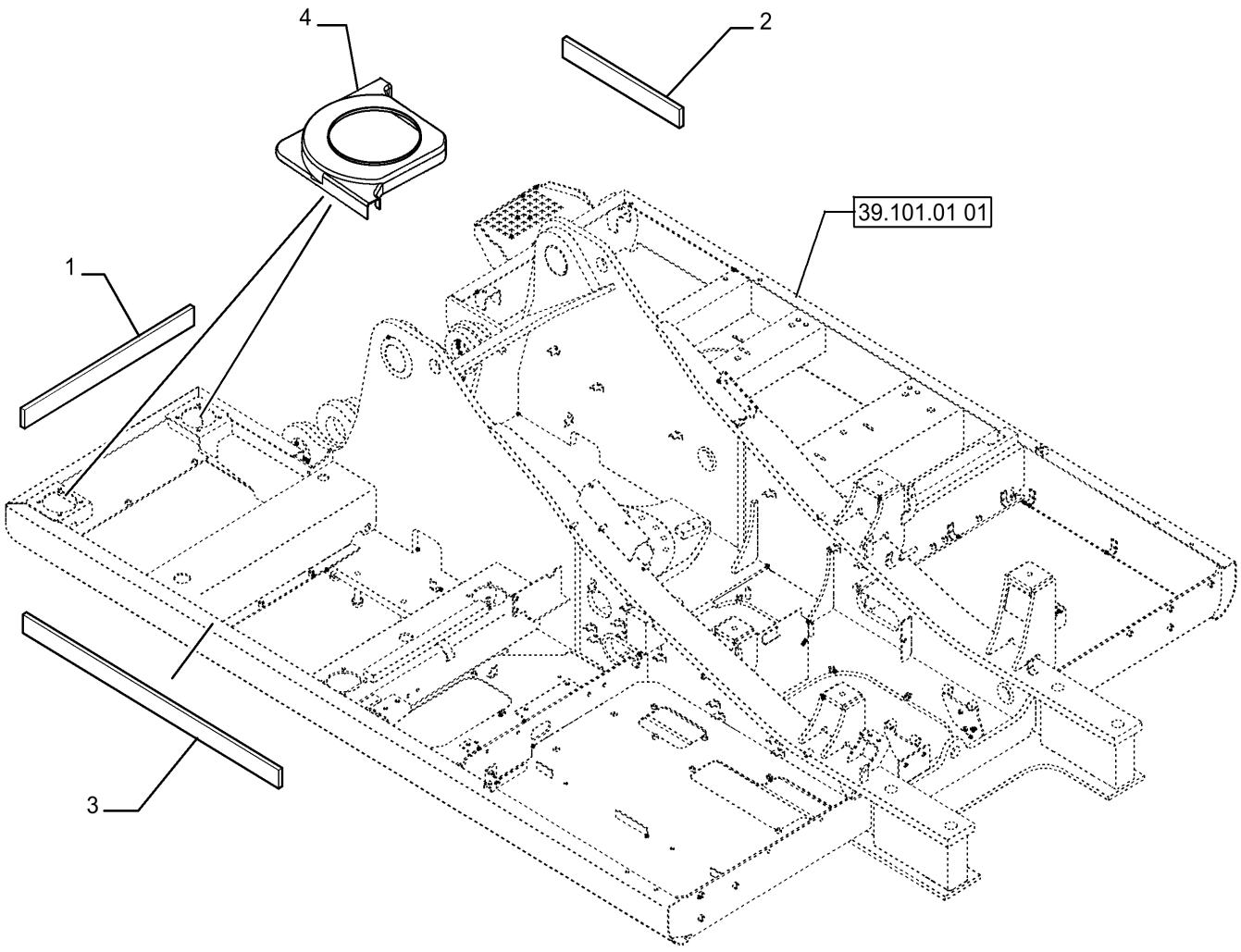

PAINEL DE INSTRUMENTOS

REF	FN	PART NUMBER	YR/SN	QTY	DESCRIPTION
1		YN26C01025P1		1	JUNTA
2		YN26C01026P1		1	JUNTA
3		YN26C01027P1		1	JUNTA
4		YN26C01029P1		2	JUNTA

SEÇÃO OSCILANTE

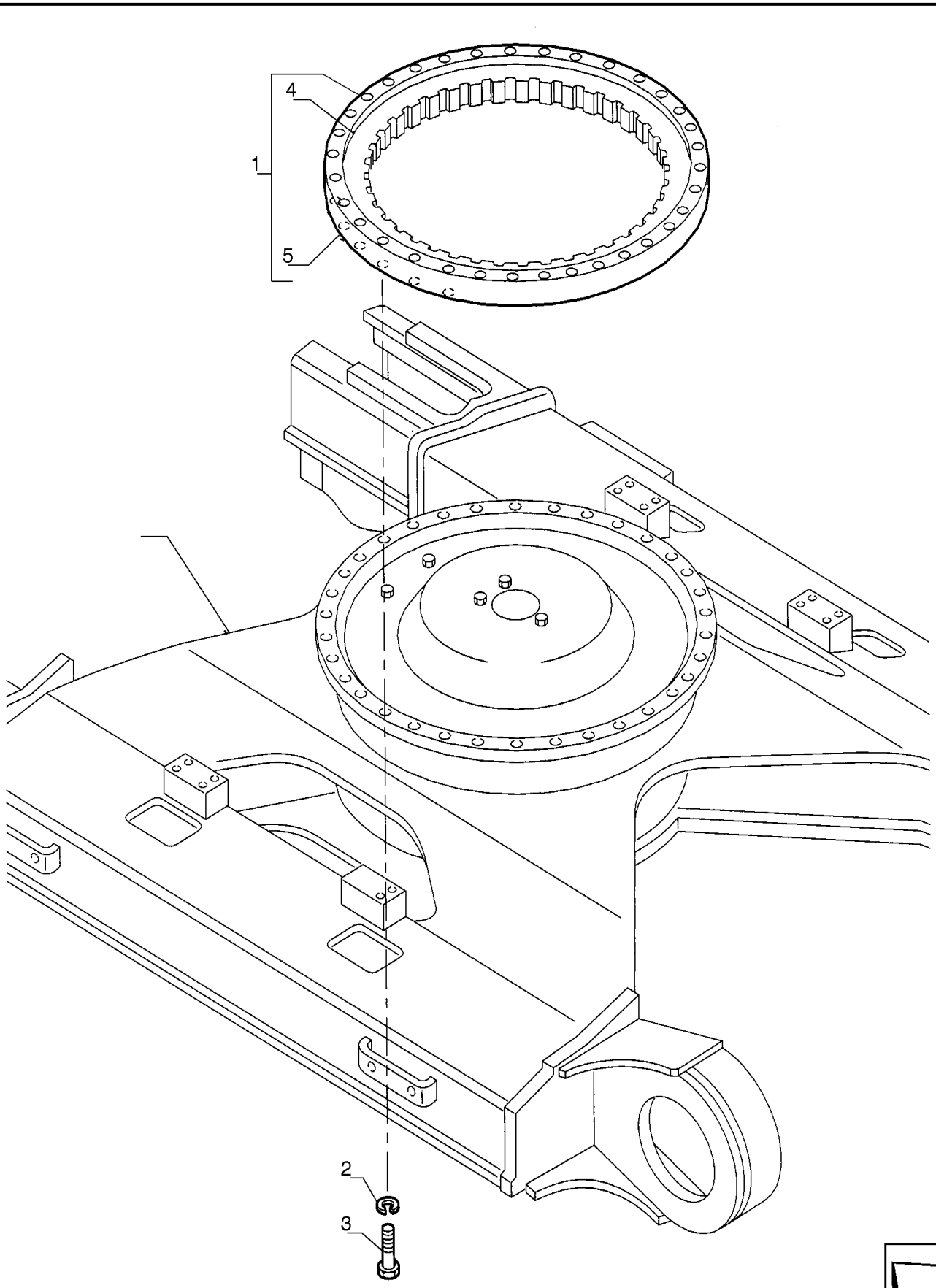

SEÇÃO OSCILANTE

REF	FN	PART NUMBER	YR/SN	QTY	DESCRIPTION
1		87472588		1	COROA
2		75326006		36	ARRUELA PLANA
3		15988431		36	PARAFUSO Hex, M20 x 1.5 x 65mm, Cl 10.9
4		YN40F01019D1		1	VEDAÇÃO
5		YN40F01019D2		1	VEDAÇÃO

CONTRAPESO

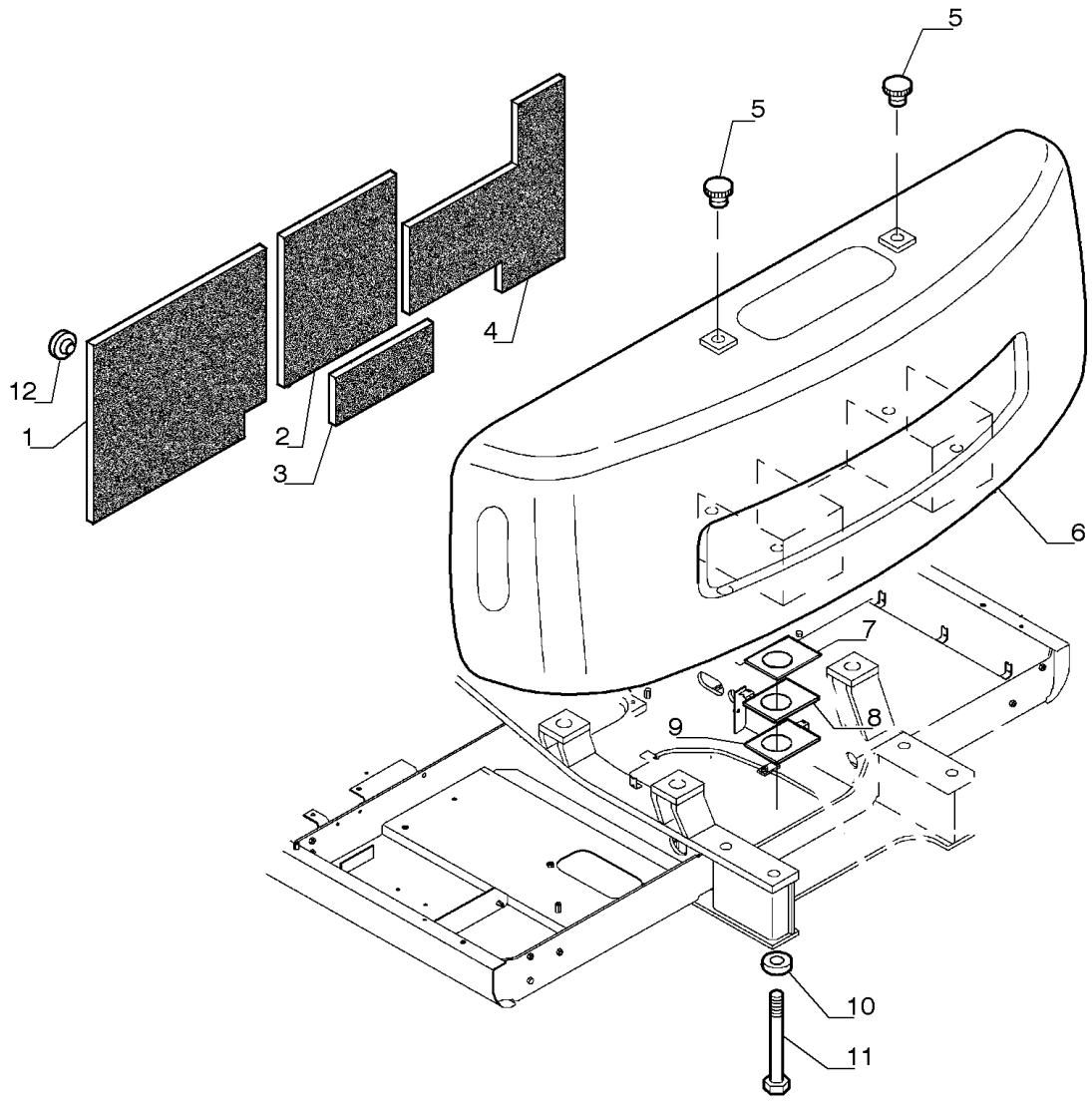

CONTRAPESO

REF	FN	PART NUMBER	YR/SN	QTY	DESCRIPTION
1		87632827		1	REVESTIMENTO ISOLATE
2		87632802		1	REVESTIMENTO ISOLATE
3		87632829		1	REVESTIMENTO ISOLATE
4		87632812		1	REVESTIMENTO ISOLATE
5		71415426		2	BUJÃO
6		47432366		1	CONTRAPESO
7		75262147		3	CALÇO DE AFINAÇÃO
8		75262148		3	CALÇO DE AFINAÇÃO
9		75262149		4	CALÇO DE AFINAÇÃO
10		75262146		4	ARRUELA PLANA
11		87633334		4	PARAFUSO
12		75256034		14	GRAMPO

SECTION INDEX

TRACKS & TRACK SUSPENSION

48.100.AD	01	CHAIN TRACK - 600MM
48.100.AD	02	CHAIN TRACK - 700MM
48.100.AD	03	CHAIN TRACK - 800MM
48.100.AD	04	CHAIN TRACK - 900MM
48.134.AA	01	TRACK CHAIN, GUIDE
48.134.AA	02	TRACK CHAIN, GUIDE
48.134.AE		TRACK CHAIN, TENSIONER
48.138.AB	01	TRACK ROLLER, SUPPORT
48.138.AB	02	TRACK ROLLER, SUPPORT
48.138.AB	03	TRACK ROLLER, UPPER
48.138.AB	04	TRACK ROLLER, LOWER

48.100.AD	01	p1	7/2014

ESTEIRA - 600MM

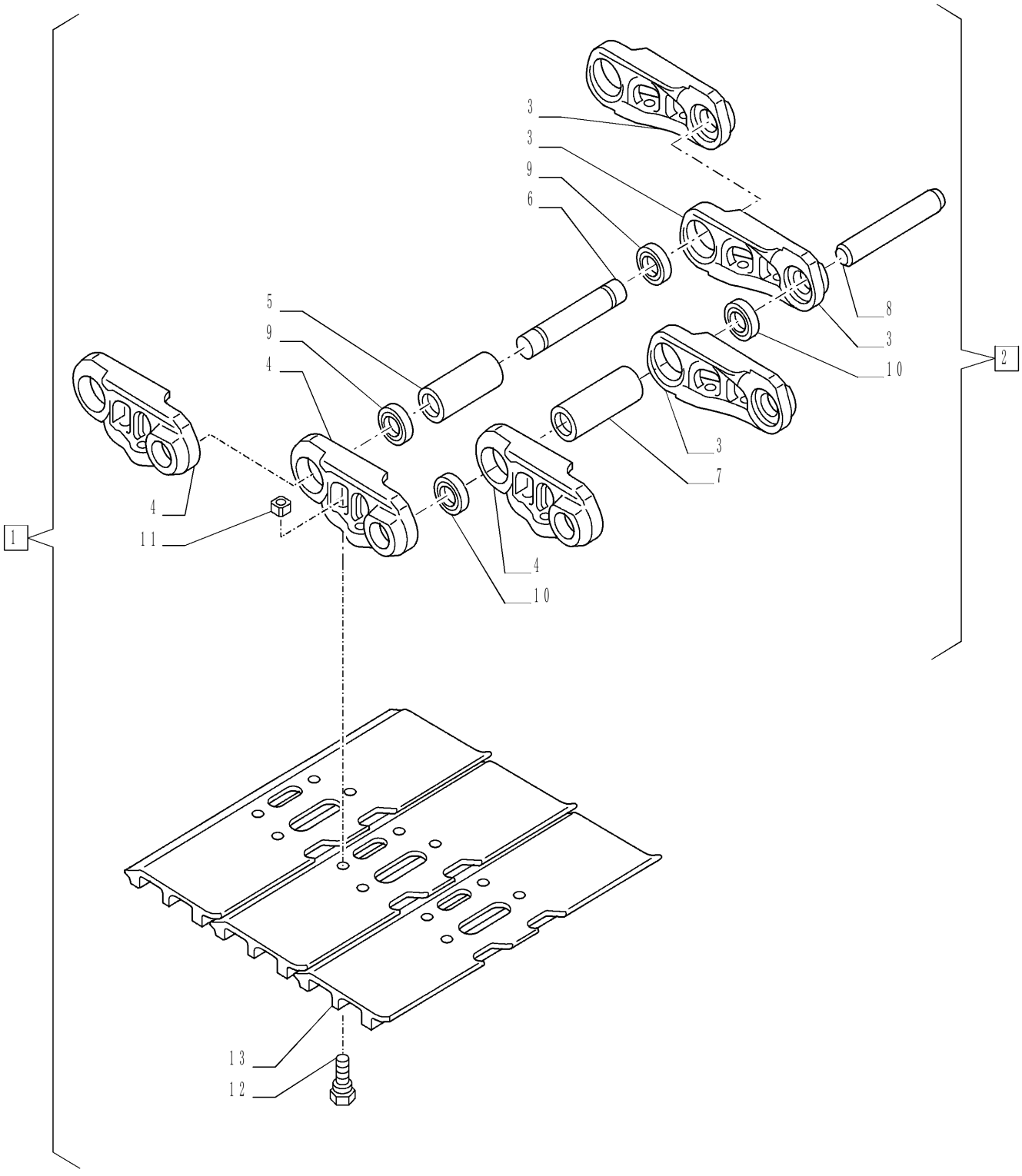

ESTEIRA - 600MM

REF FN	PART NUMBER	YR/SN	QTY	DESCRIPTION
1	YY60D00019F2		2	SHOE (ASSY) Incl 2 - 13
2	YY62D00010F2		1	ELO DE ESTEIRA Incl 2 - 10
3	2424J376		40	ELO DE ESTEIRA
4	2424J377		40	ELO DE ESTEIRA
5	YY62D01018P1		39	BUCHA
6	2419P4210		39	PINO 36.66mm OD x 206.40mm L
7	2405P415		1	BUCHA
8	2419P4211		1	PINO 36.50mm OD x 206.40mm L
9	YN62D01028P1		78	VEDAÇÃO
10	2418T21131		2	COLAR
11	YY60D00017P1		40	SAPATA
12	2420T6976		160	PARAFUSO Spher Hex, M20 x 1.5 x 56.50mm, Cl 2
13	2420P1552		160	PORCA M20, 1.5mm Pitch, HT

48.100.AD	02	p1	7/2014

ESTEIRA - 700MM

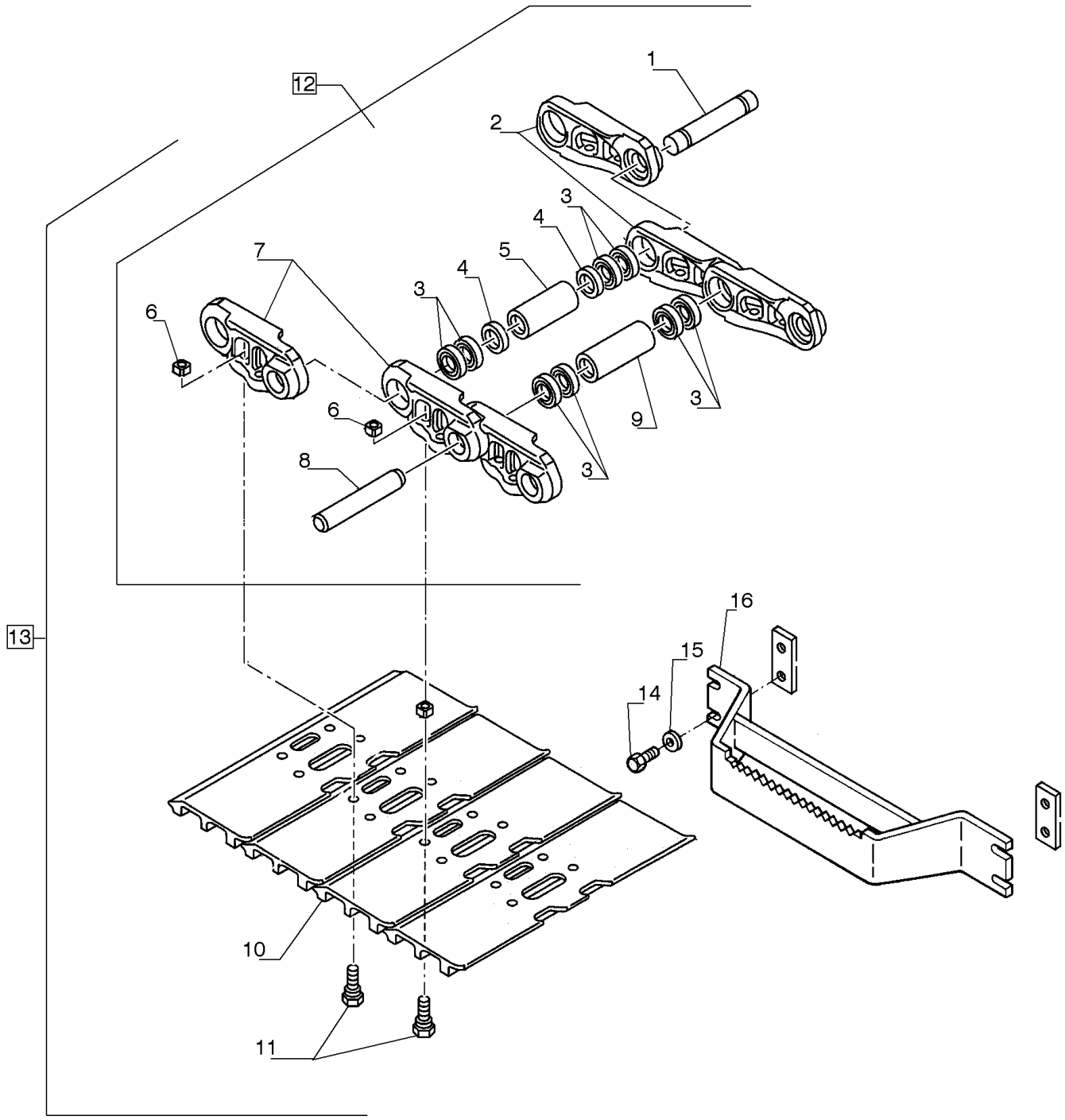

ESTEIRA - 700MM

REF FN	PART NUMBER	YR/SN	QTY	DESCRIPTION
1	72210192		1	PINO
2	72210186		49	ELO DE ESTEIRA LD
3	71461019		96	ANEL VEDADOR
4	72210191		2	ESPAÇADOR
5	72210190		1	BUCHA
6	76030024		196	PORCA DE VEDAÇÃO
7	72210187		49	ELO DE ESTEIRA LE
8	72210188		48	PINO
9	72210189		48	BUCHA
10	72210196		49	SAPATA DE ESTEIRA
11	72210193		196	PARAFUSO
12	72210200		4	CORRENTE
13	72203521		5	CATENÁRIA
14	11127531		16	PARAFUSO Hex, M16 x 35, 10.9
15	14496931		16	ARRUELA PLANA M16 x 30 x 3
16	75321678		4	APÓIA PÉ

48.100.AD	03	p1	7/2014

ESTEIRA - 800MM

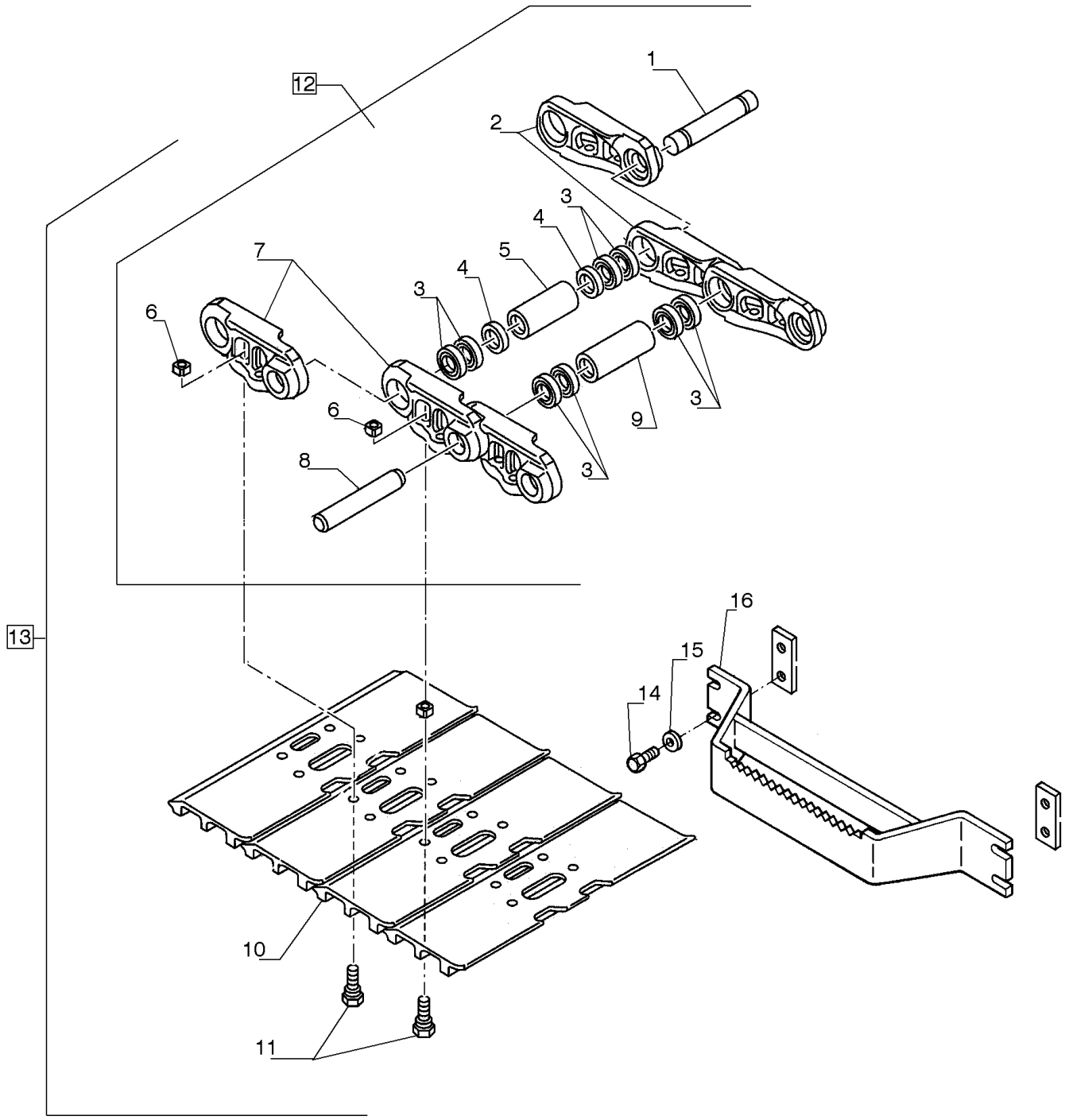

ESTEIRA - 800MM

REF FN	PART NUMBER	YR/SN	QTY	DESCRIPTION
1	72210192		1	PINO
2	72210186		49	ELO DE ESTEIRA
3	71461019		96	ANEL VEDADOR
4	72210191		2	ESPAÇADOR
5	72210190		1	BUCHA
6	76030024		196	PORCA DE VEDAÇÃO
7	72210187		49	ELO DE ESTEIRA
8	72210188		48	PINO
9	72210189		48	BUCHA
10	72210197		49	SAPATA DE ESTEIRA
11	72210193		196	PARAFUSO
12	72210200		1	CORRENTE
13	11127531		16	PARAFUSO Hex, M16 x 35, 10.9
14	14496931		16	ARRUELA PLANA M16 x 30 x 3
15	75321678		4	APÓIA PÉ
16	72203523		2	CATENÁRIA

48.100.AD	04	p1	7/2014

ESTEIRA - 900MM

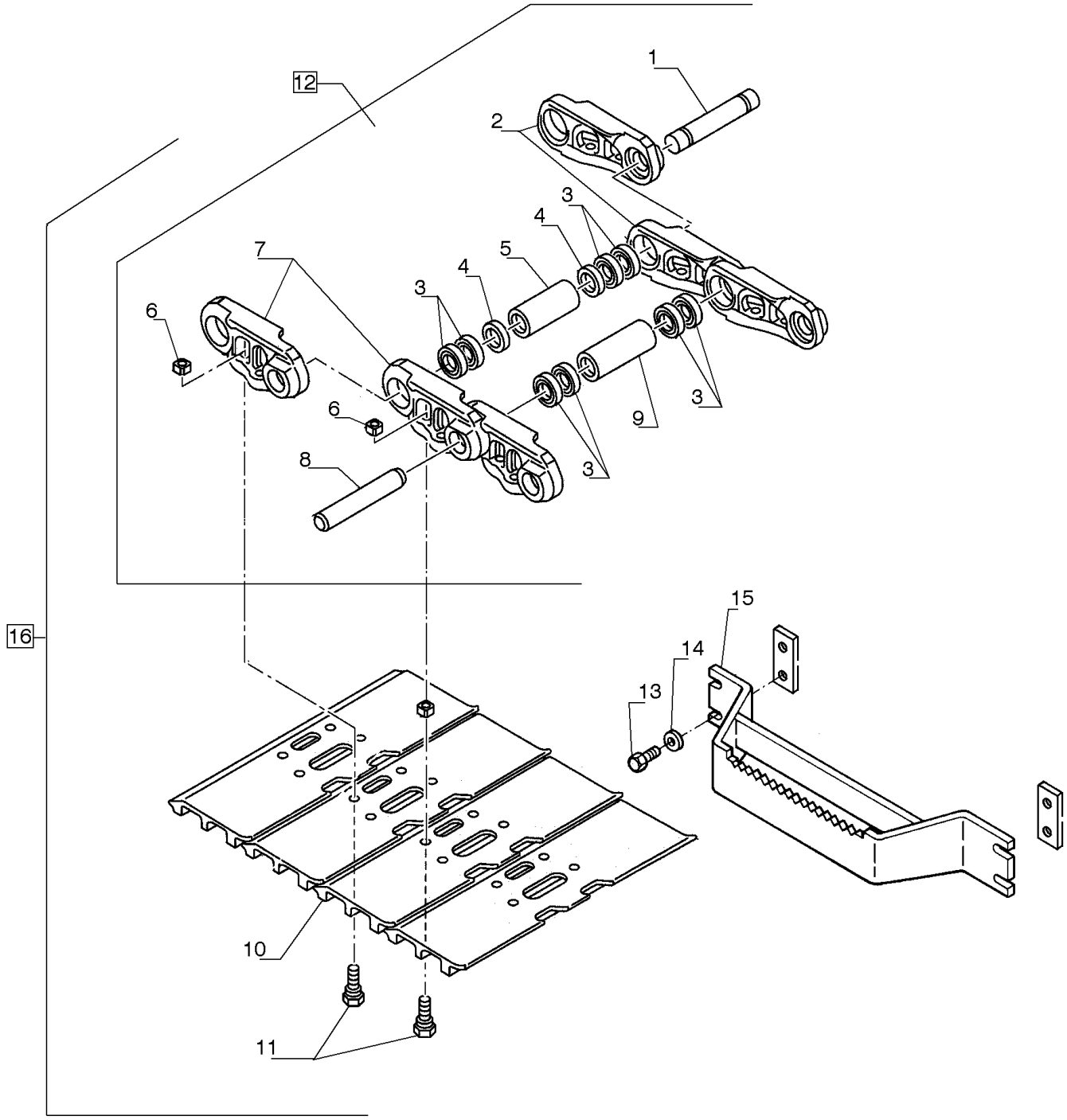

ESTEIRA - 900MM

REF FN	PART NUMBER	YR/SN	QTY	DESCRIPTION
1	72210192		1	PINO
2	72210186		49	ELO DE ESTEIRA
3	71461019		96	ANEL VEDADOR
4	72210191		2	ESPAÇADOR
5	72210190		1	BUCHA
6	76030024		196	PORCA DE VEDAÇÃO
7	72210187		49	ELO DE ESTEIRA
8	72210188		48	PINO
9	72210189		48	BUCHA
10	72210198		49	SAPATA DE ESTEIRA
11	72210193		196	PARAFUSO
12	72210200		1	CORRENTE
13	11127531		16	PARAFUSO Hex, M16 x 35, 10.9
14	14496931		16	ARRUELA PLANA M16 x 30 x 3
15	75321678		4	APÓIA PÉ
16	72203525		2	CATENÁRIA

CORRENTE TRAÇÃO, GUIA

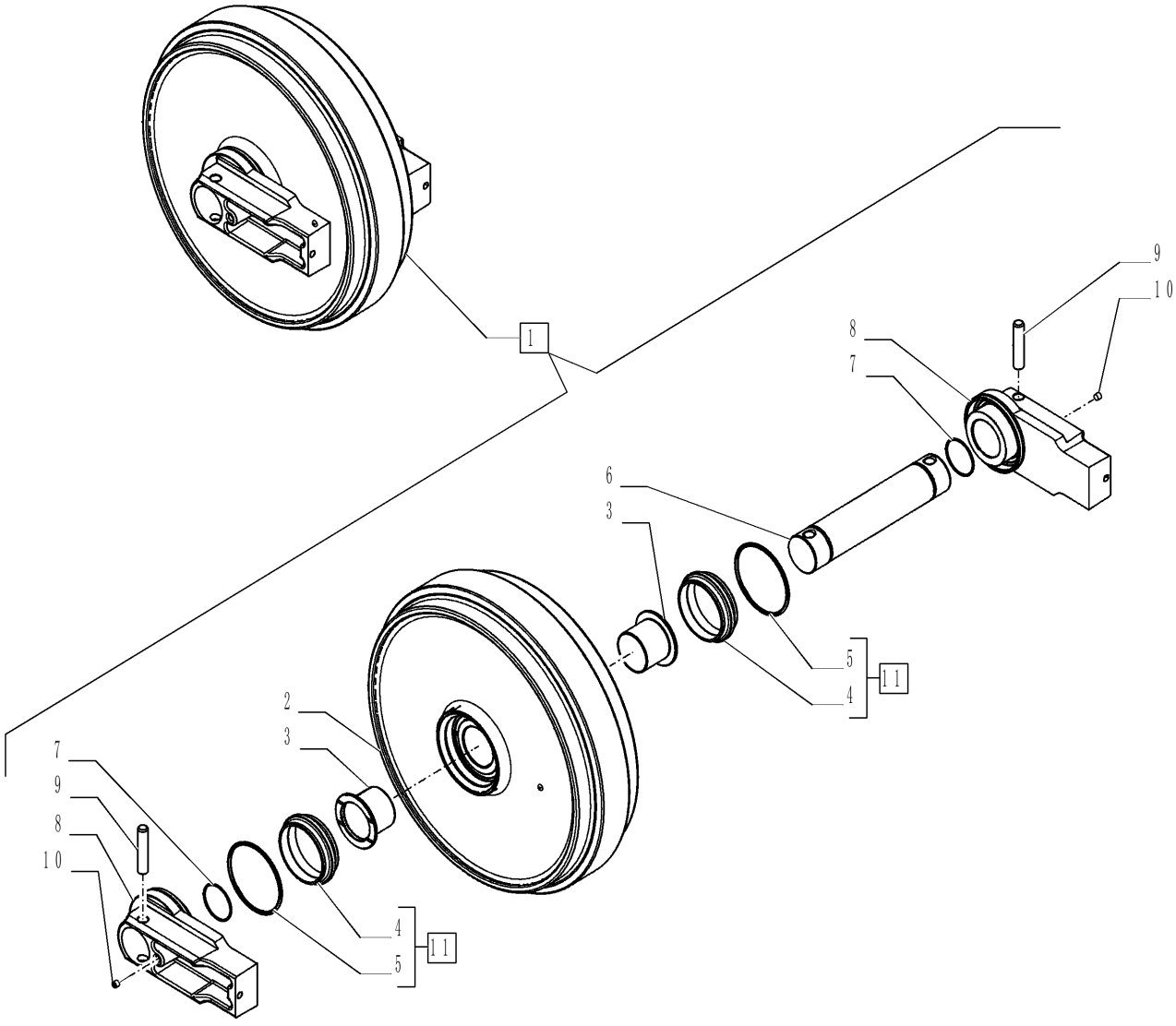

CORRENTE TRAÇÃO, GUIA

REF FN	PART NUMBER	YR/SN	QTY	DESCRIPTION
1	YY52D00009F1		1	POLIA DE TENSÃO Incl 2 - 11
2	YY52D00006P1		1	POLIA DE TENSÃO
3	2405P482		2	BUCHA
4	NSS		2	SEM SERVIÇO EM SEPARADO Seal 2445R442S1, Incl in 11
5	2445R442S2		2	O-RING
6	YN52D01001P1		1	EIXO
7	ZD11G07000		2	O-RING 69.40mm ID x 75.60mm OD x 3.10mm
8	YN52D01011P1		2	COLAR
9	YN52D01008P1		2	PINO
10	PV52D01007P1		2	BUJÃO
11	2445R442F1		2	VEDAÇÃO Incl 4 - 5

48.134.AA	02	p1	7/2014

CORRENTE TRAÇÃO, GUIA

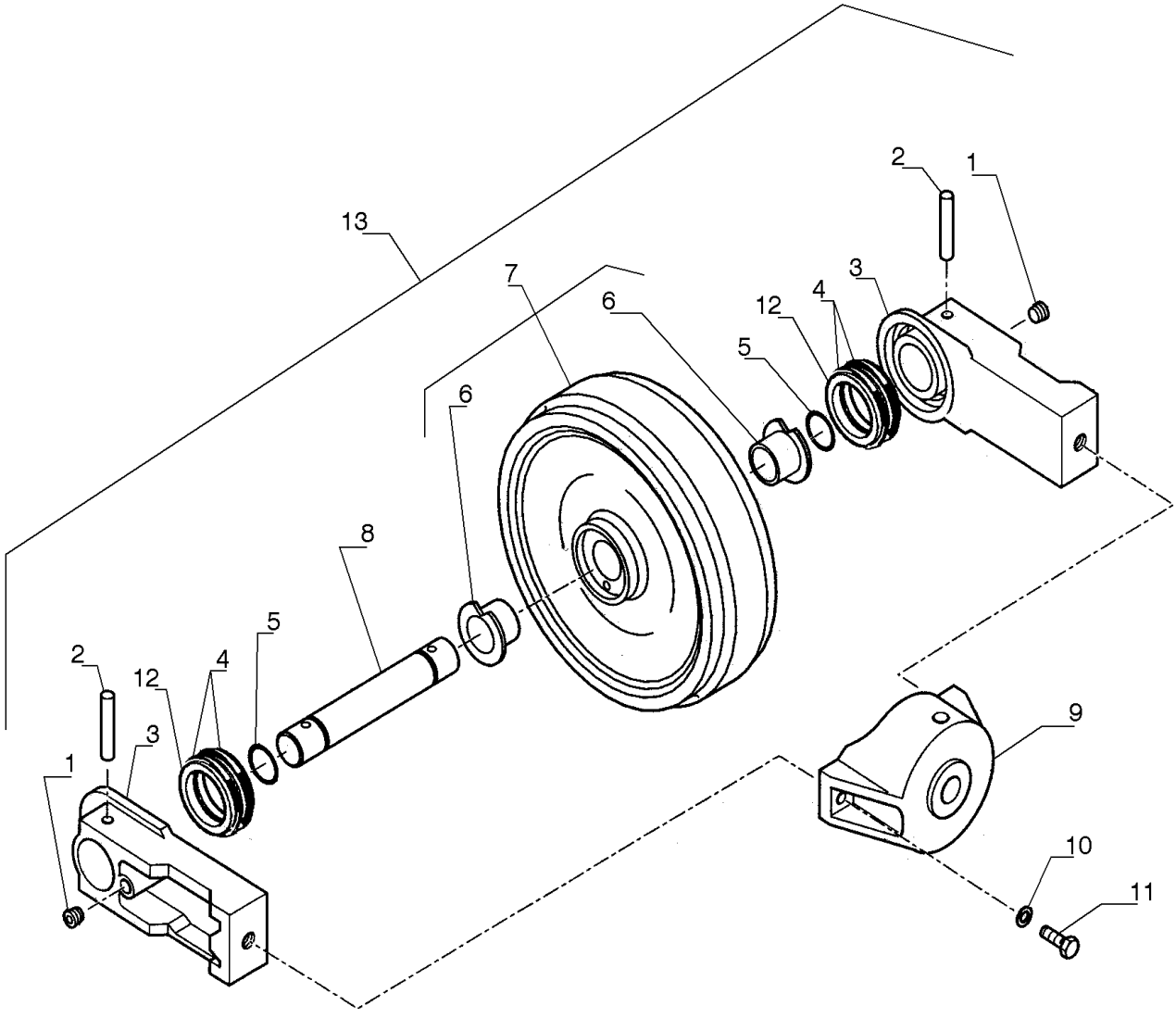

CORRENTE TRAÇÃO, GUIA

REF FN	PART NUMBER	YR/SN	QTY	DESCRIPTION
1	71401352		2	BUJÃO
2	72210170		2	PINO ELÁSTICO
3	72210165		2	SUPORTE
4	71401329		4	ANEL DE PRESSÃO
5	71401327		2	O-RING
6	71401325		2	BUCHA
7	71401321		1	RODA VEICULAR
8	72210164		1	EIXO
9	YN54D01051P1		1	GARFO
10	10517270		2	TRAVA DA ARRUELA
11	71318802		2	PARAFUSO
12	72210523		4	ANEL VEDADOR
13	72210182		1	RODA TENSORA

48.134.AE		p1	7/2014

CORRENTE TRAÇÃO, TENSIONADOR

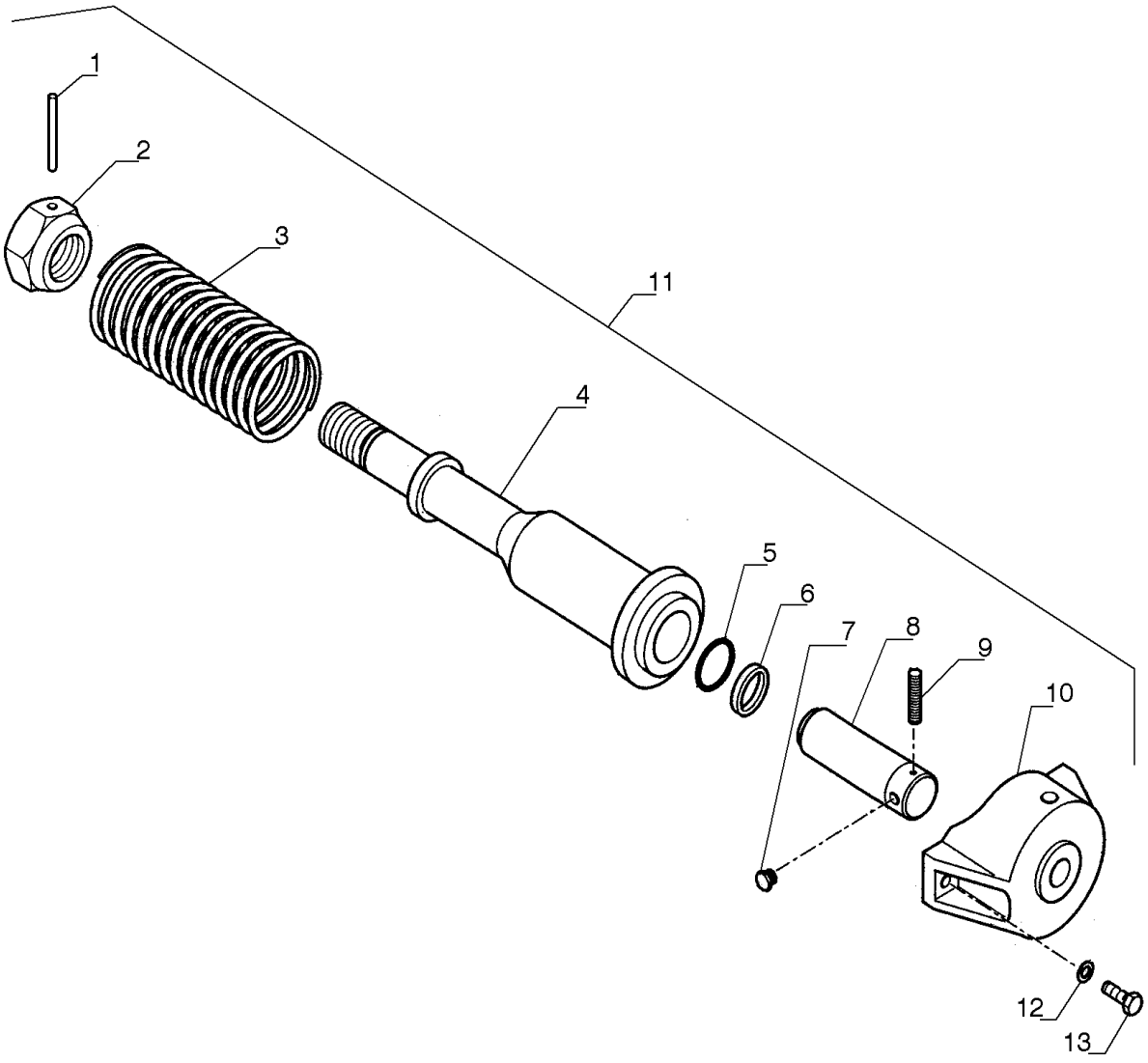

CORRENTE TRAÇÃO, TENSIONADOR

REF	FN	PART NUMBER	YR/SN	QTY	DESCRIPTION
1		79083943		1	PINO ELÁSTICO
2		72210527		1	PORCA
3		YN54D01062P1		1	MOLA
4		YN70V00010P1		1	CILINDRO
5		71466905		1	ANEL VEDADOR
6		45482627		1	VEDAÇÃO
7		220208300		1	BUJÃO
8		87561516		1	PISTÃO
9		72210181		2	PINO ELÁSTICO
10		YN54D01051P1		1	GARFO
11		YN54D00014F2		1	RODA TENSORA
12		10517270		2	TRAVA DA ARRUELA
13		71318802		2	PARAFUSO

48.138.AB	01	p1	7/2014

ROLETE PARA ESTEIRA, SUPORTE

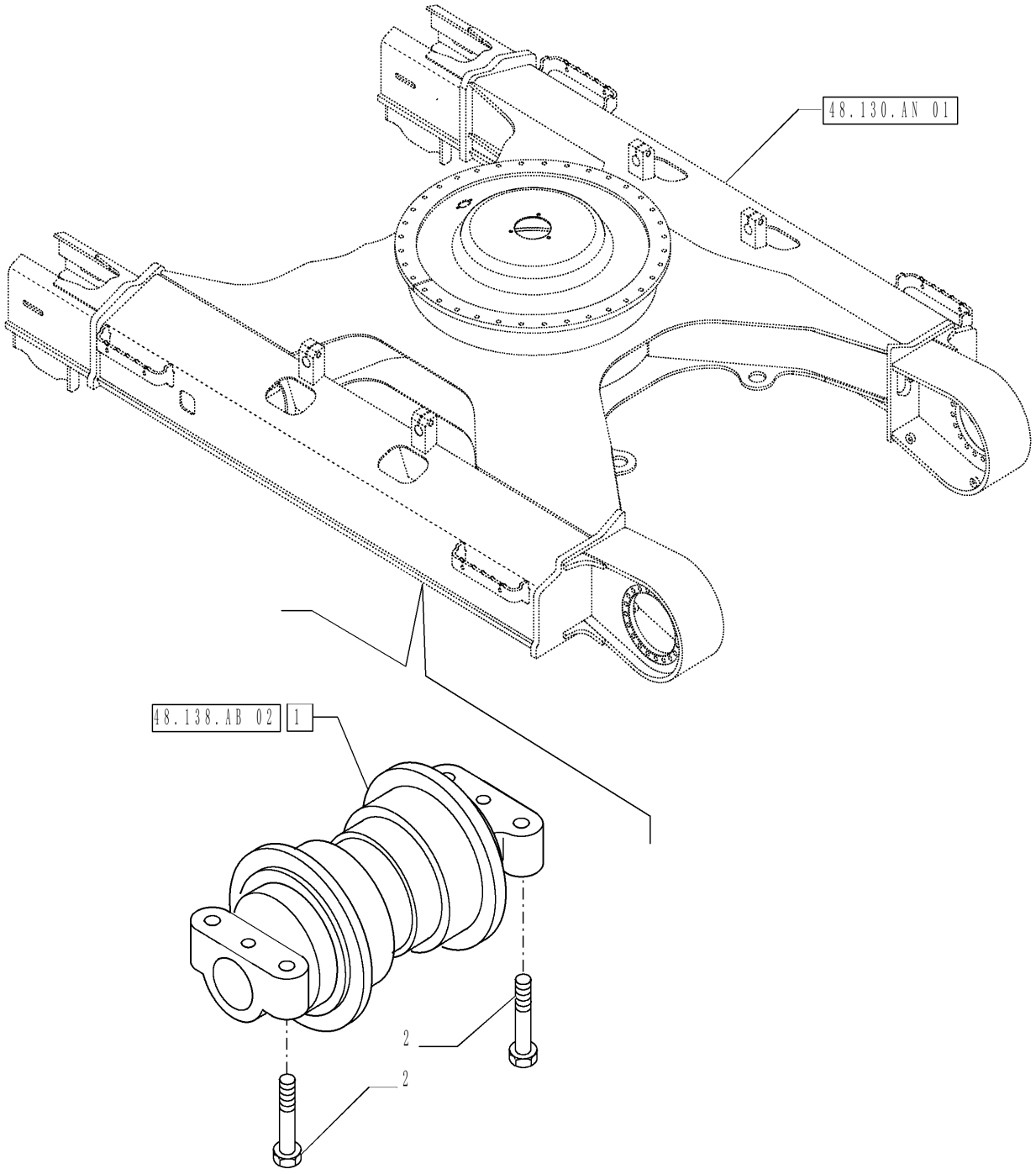

ROLETE PARA ESTEIRA, SUPORTE

REF FN	PART NUMBER	YR/SN	QTY	DESCRIPTION
1	YN64D00019F1		12	ROLO
2	2420P1580D4		48	PARAFUSO M18 x 1.5 x 80mm

48.138.AB	02	p1	7/2014

ROLETE PARA ESTEIRA, SUPORTE

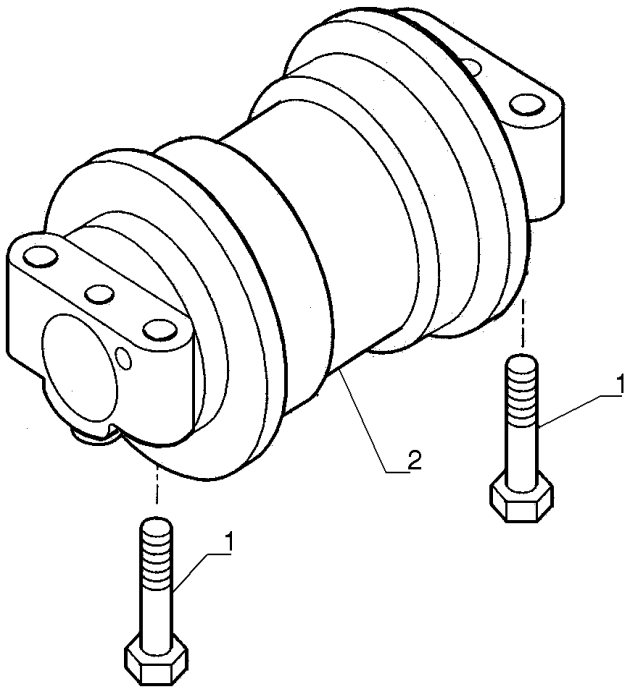

ROLETE PARA ESTEIRA, SUPORTE

REF	FN	PART NUMBER	YR/SN	QTY	DESCRIPTION
1		15984831		64	PARAFUSO Hex, M18 x 1.5 x 80mm, Cl 10.9
2		47405557		16	ROLETE PARA ESTEIRA

48.138.AB	03	p1	7/2014

ROLETE PARA ESTEIRA, SUPERIOR

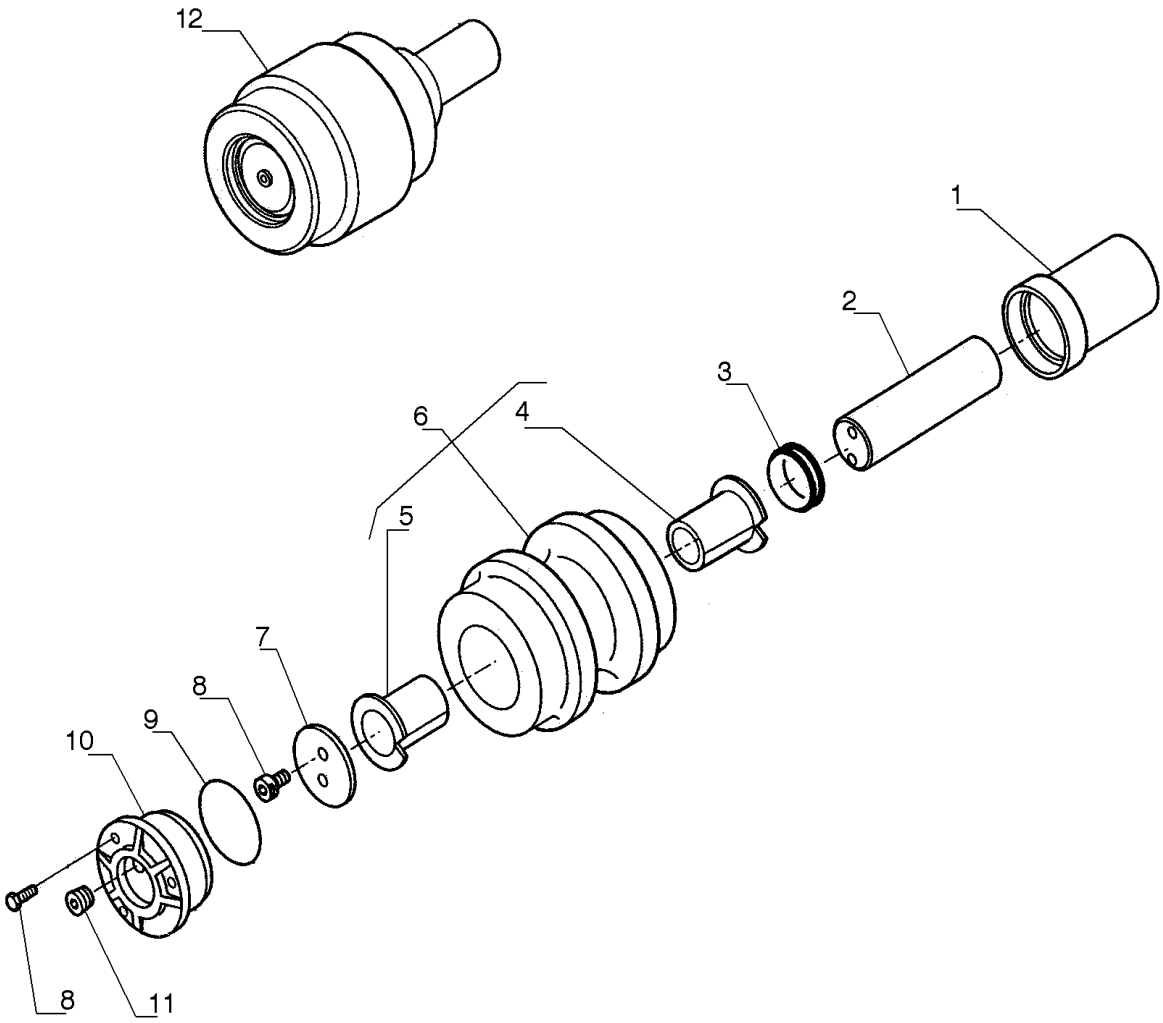

ROLETE PARA ESTEIRA, SUPERIOR

REF FN	PART NUMBER	YR/SN	QTY	DESCRIPTION
1	72210147		1	CAIXA
2	72210142		1	EIXO
3	72210151		1	CONJUNTO
4	72210144		1	BUCHA
5	72210143		1	BUCHA
6	72210152		1	ROLETE PARA ESTEIRA
7	72210149		1	ARRUELA PLANA
8	11112234		5	PARAFUSO Hex, M12 x 25mm, Cl 10.9, Full Thd
9	70923581		1	O-RING
10	72210148		1	COBERTURA
11	71400954		1	BUJÃO
12	75263685		1	ROLO

48.138.AB	04	p1	7/2014

ROLETE PARA ESTEIRA, INFERIOR

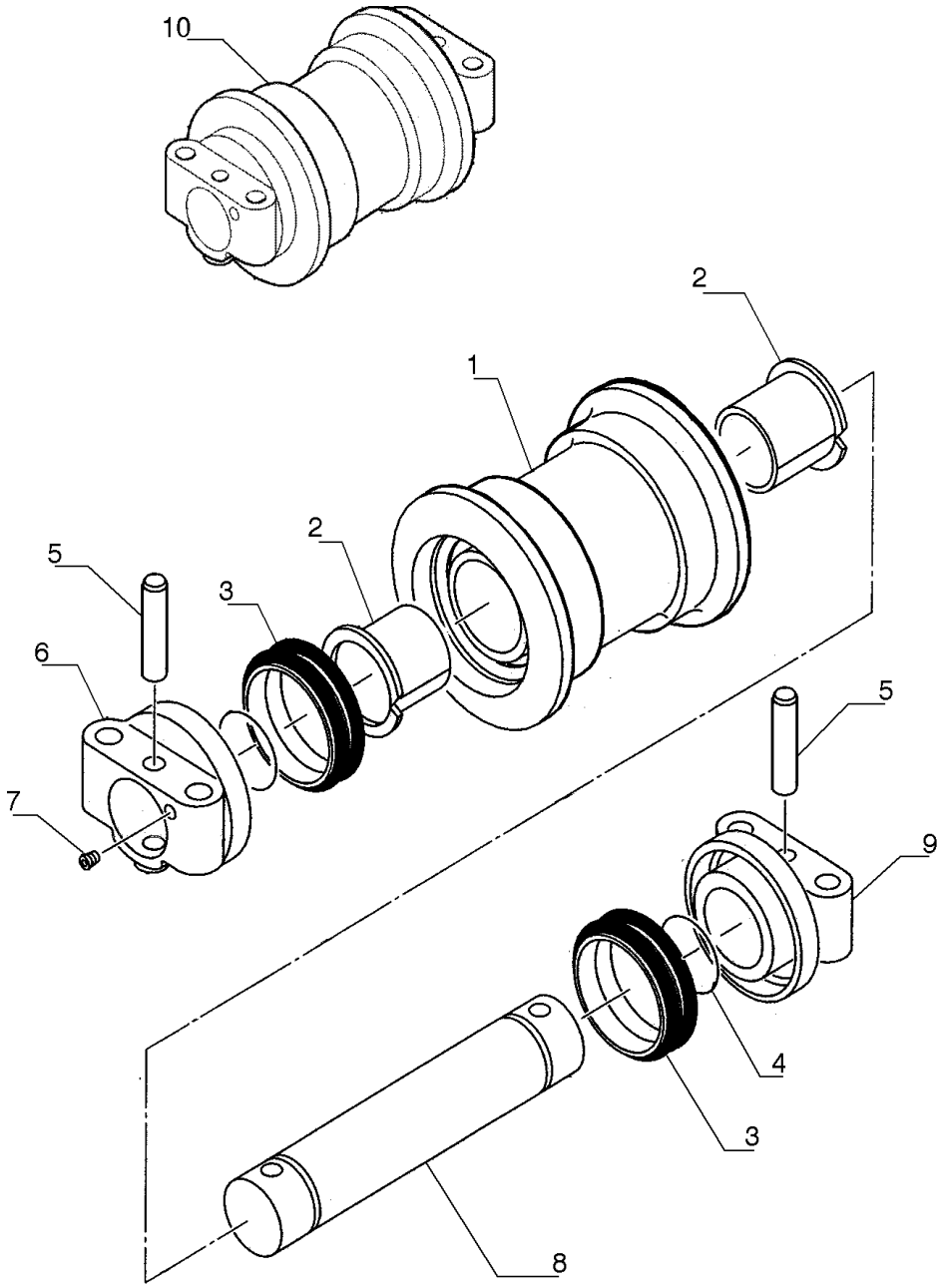

ROLETE PARA ESTEIRA, INFERIOR

REF	FN	PART NUMBER	YR/SN	QTY	DESCRIPTION
1		47405888		1	ROLO
2		47405711		2	BUCHA
3		47405765		2	KIT DE O-RINGS
4		71401371		2	O-RING
5		47405844		2	PINO DE FIXAÇÃO
6		47405780		1	SUPORTE
7		71401352		1	BUJÃO
8		47405564		1	EIXO
9		47405790		1	SUPORTE
10		47405557		1	ROLETE PARA ESTEIRA

SECTION INDEX

CAB CLIMATE CONTROL

50.100.AP	01	AIR CONDITIONER
50.100.AP	02	AIR CONDITIONER, COMPONENTS
50.200.AA		AIR COMPRESSOR, AIR CONDITIONED
50.200.AB	01	AIR CONDITIONER, LINES
50.200.AB	02	AIR CONDITIONER, LINES
50.200.AC		AIR CONDITIONER
50.300.AA		FILTER, AIR CONDITIONED
50.300.AB		AIR CONDITIONER, COMPONENTS
50.300.AC	01	AIR DUCT, AIR CONDITIONED
50.300.AC	02	AIR DUCT, AIR CONDITIONED

50.100.AP	01	p1	7/2014

AR-CONDICIONADO

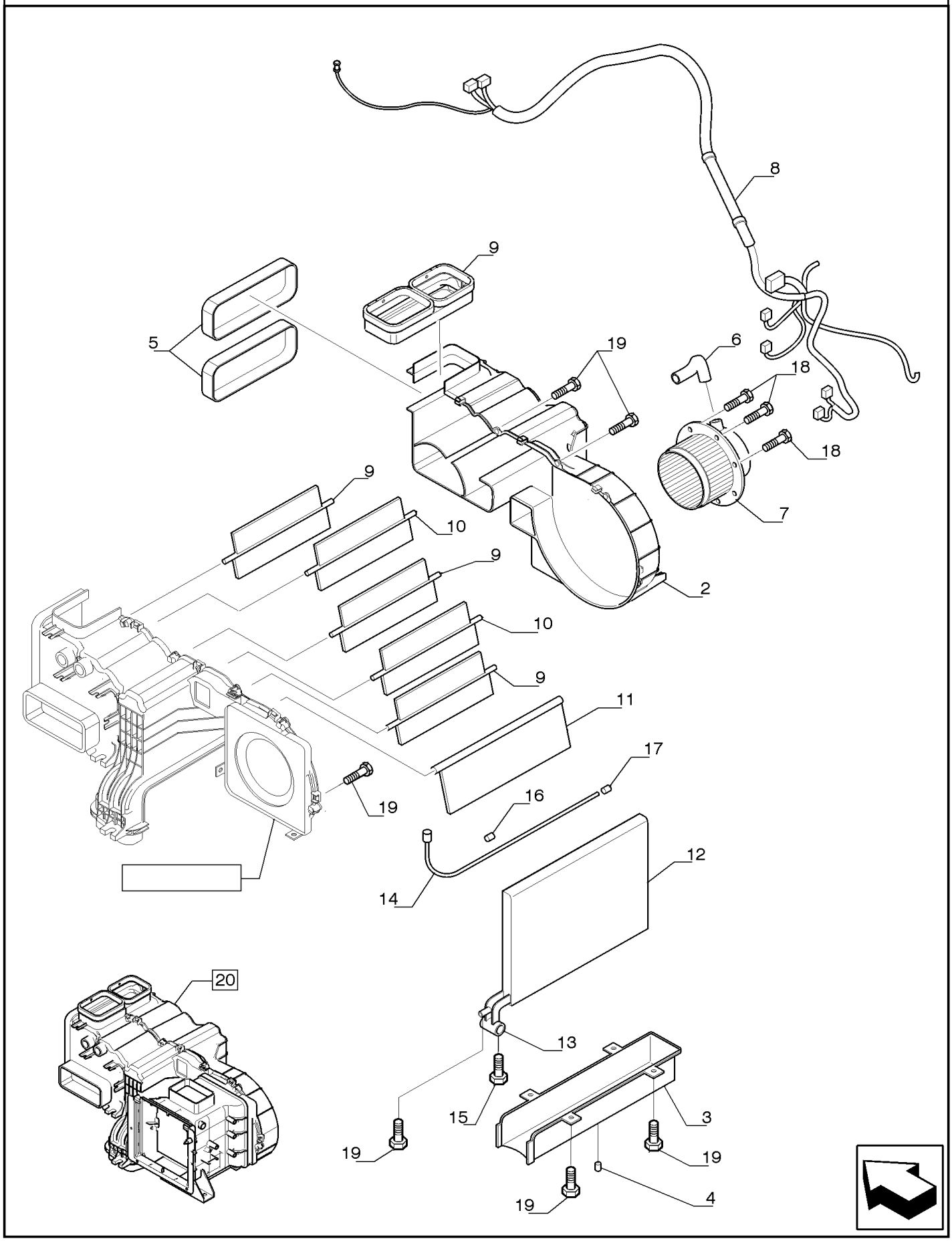

AR-CONDICIONADO

REF FN	PART NUMBER	YR/SN	QTY	DESCRIPTION
1	LQ20M00059S009		1	DUTO
2	LQ20M00059S011		1	CAIXA
3	LQ20M00059S012		1	CAIXA
4	LQ20M00059S013		1	RETENTOR
5	LQ20M00059S016		2	JUNTA
6	LQ20M00059S018		1	TUBO FLEXÍVEL
7	LQ20M00059S019		1	VENTILADOR
8	LQ20M00059S021		1	CHICOTE
9	LQ20M00059S035		3	COBERTURA
10	LQ20M00059S036		2	COBERTURA
11	LQ20M00059S037		1	COBERTURA
12	LQ20M00059S040		1	EVAPORADOR
13	LQ20M00059S041		1	VÁLVULA HIDRÁULICA
14	LQ20M00059S042		1	TERMÔMETRO
15	LQ20M00059S043		2	PARAFUSO
16	LQ20M00059S044		1	RETENTOR
17	LQ20M00059S045		1	RETENTOR
18	LQ20M00059S046		3	PARAFUSO
19	LQ20M00059S047		19	PARAFUSO
20	LQ20M00059F1		1	AR-CONDICIONADO Completo

50.100.AP	02	p1	7/2014

AR-CONDICIONADO, COMPONENTES

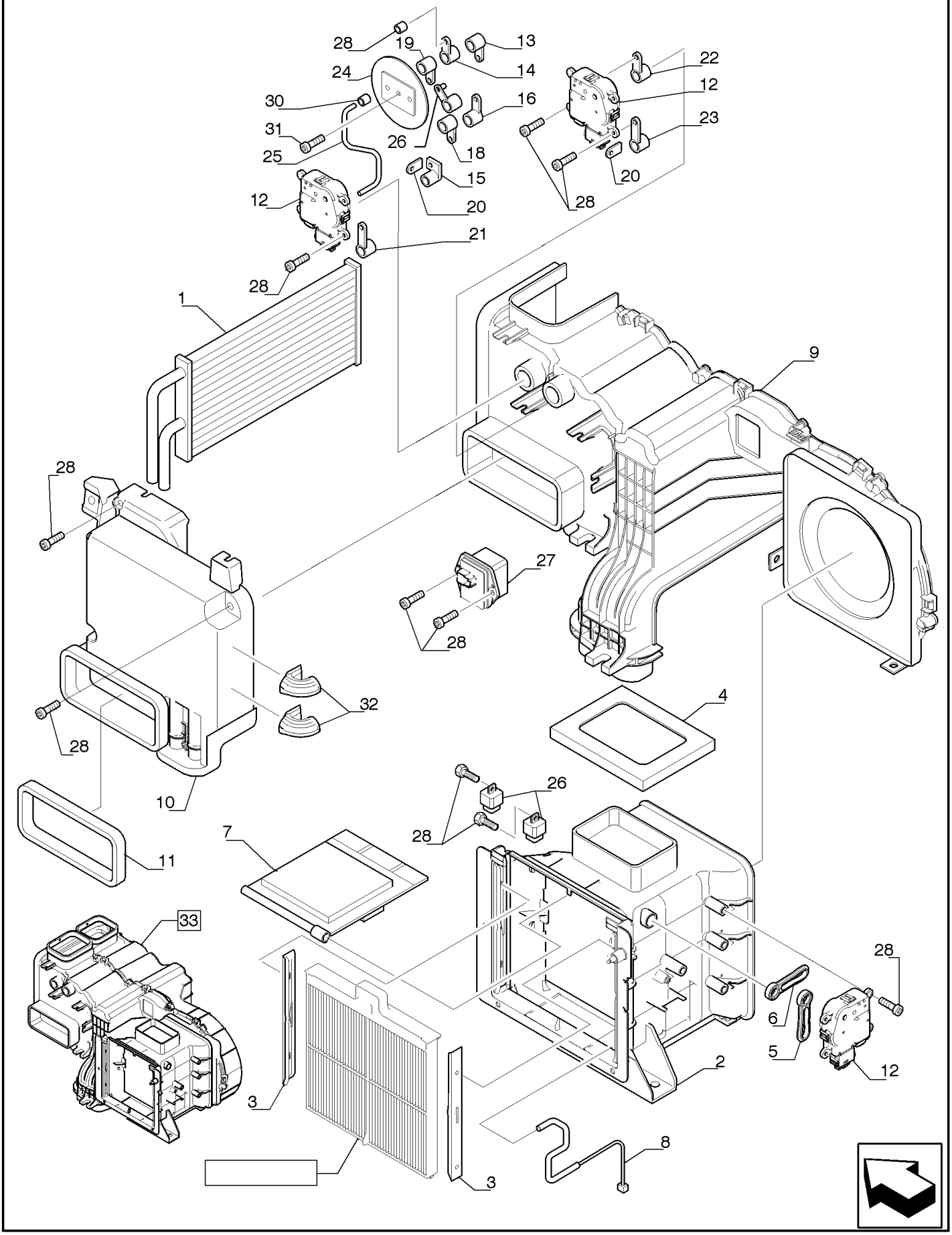

AR-CONDICIONADO, COMPONENTES

REF FN	PART NUMBER	YR/SN	QTY	DESCRIPTION
1	LQ20M00059S001		1	RADIADOR
2	LQ20M00059S002		1	CAIXA
3	LQ20M00059S003		1	SUPORTE
4	LQ20M00059S004		1	JUNTA
5	LQ20M00059S005		1	ALAVANCA
6	LQ20M00059S006		1	ALAVANCA
7	LQ20M00059S007		1	COBERTURA
8	LQ20M00059S008		1	SENSOR
9	LQ20M00059S010		1	CAIXA
10	LQ20M00059S014		1	COBERTURA
11	LQ20M00059S017		1	JUNTA
12	LQ20M00059S020		3	MOTOR ELÉTRICO
13	LQ20M00059S022		1	ALAVANCA
14	LQ20M00059S023		1	ALAVANCA
15	LQ20M00059S024		1	ALAVANCA
16	LQ20M00059S025		1	ALAVANCA
17	LQ20M00059S026		1	JUNTA UNIVERSAL
18	LQ20M00059S027		1	JUNTA UNIVERSAL
19	LQ20M00059S028		1	JUNTA UNIVERSAL
20	LQ20M00059S029		2	HASTE
21	LQ20M00059S030		1	ALAVANCA
22	LQ20M00059S031		1	ALAVANCA
23	LQ20M00059S032		1	ALAVANCA
24	LQ20M00059S033		1	BIELA
25	LQ20M00059S034		1	HASTE
26	LQ20M00059S038		2	RELÉ
27	LQ20M00059S039		1	RESISTOR
28	LQ20M00059S047		17	PARAFUSO
29	LQ20M00059S048		4	BUCHA
30	LQ20M00059S049		2	RETENTOR
31	LQ20M00059S050		1	PARAFUSO
32	LQ20M00059S051		2	ISOLANTE
33	LQ20M00059F1		1	AR-CONDICIONADO Completo

50.200.AA		p1	7/2014

COMPRESSOR DE AR, AR CONDICIONADO

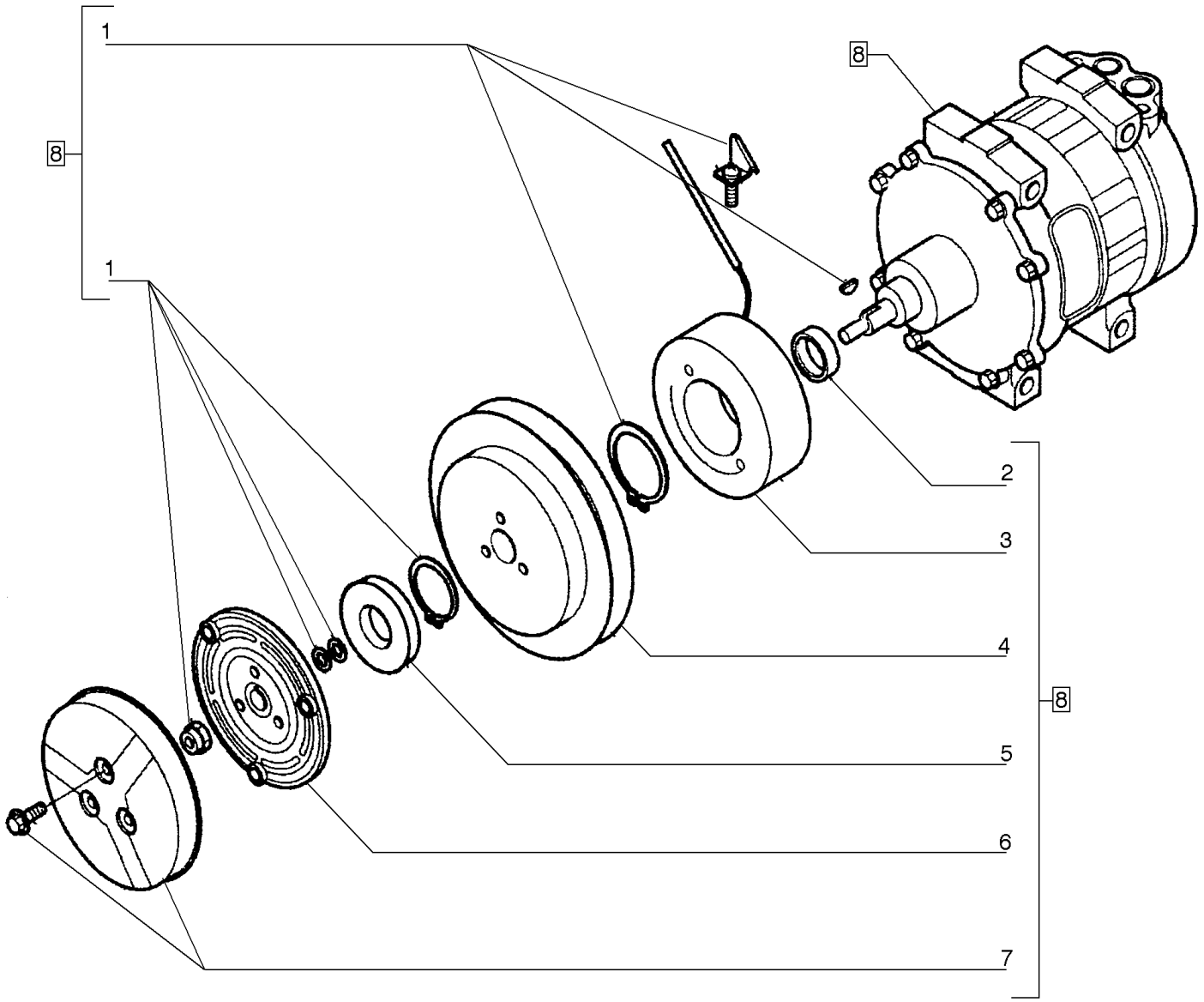

COMPRESSOR DE AR, AR CONDICIONADO

REF	FN	PART NUMBER	YR/SN	QTY	DESCRIPTION
1		LC91V00001S004		1	ACESSÓRIOS
2		YN91V01001S007		1	ANEL
3		LC91V00001S002		1	PLACA
4		YN91V01001S003		1	ROTOR
5		YN91V01001S005		1	COBERTURA
6		YN91V01001S002		1	PLACA
7		YN91V01001S006		1	COBERTURA
8		72203934		1	COMPRESSOR DE AR Includes 1-7

50.200.AB	01	p1	7/2014

AR-CONDICIONADO, LINHAS

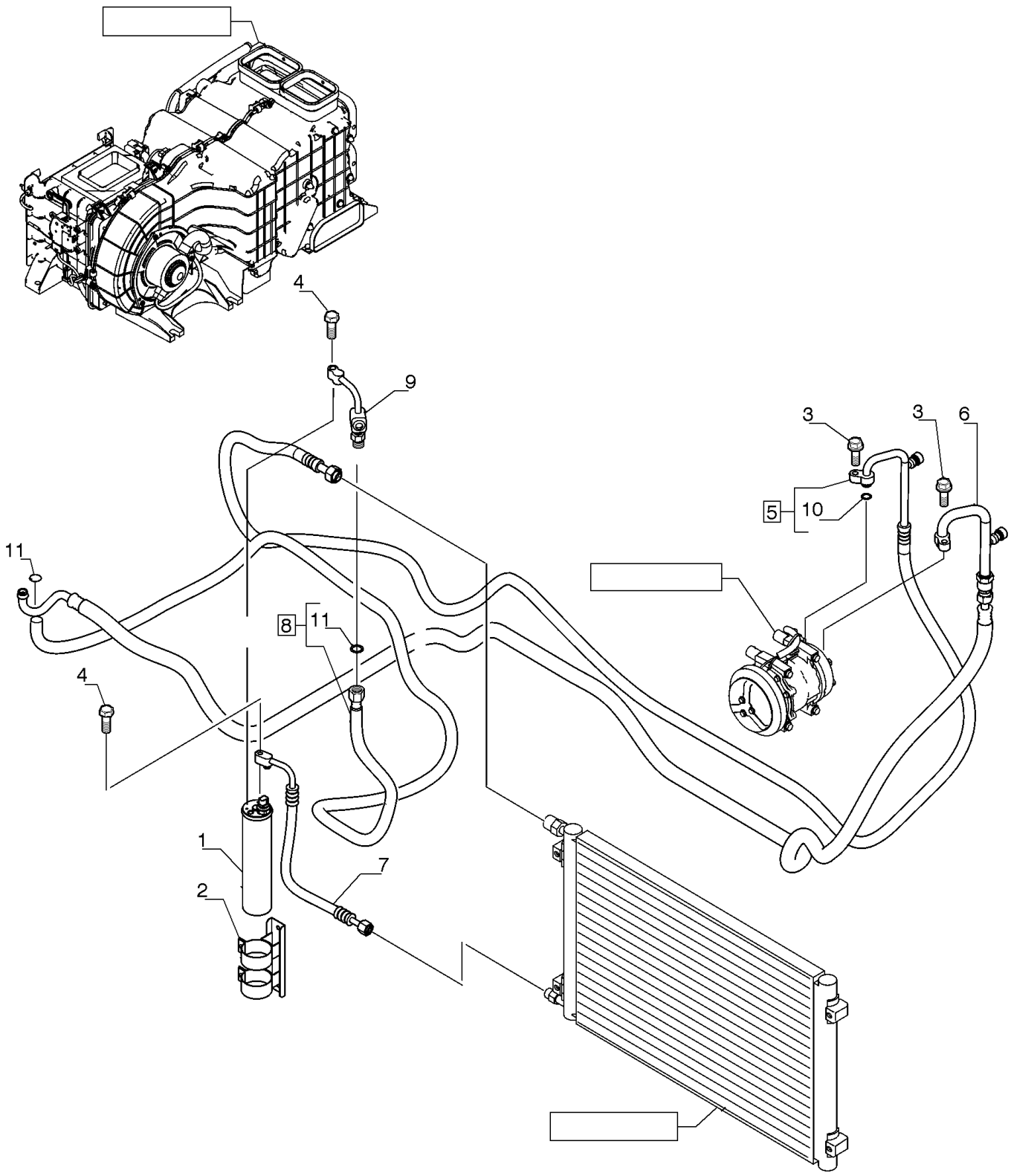

AR-CONDICIONADO, LINHAS

REF FN	PART NUMBER	YR/SN	QTY	DESCRIPTION
1	LQ54S00005P1		1	DESIDRATADOR
2	87529490		1	SUPORTE
3	72203915		2	PARAFUSO
4	72203912		2	PARAFUSO
5	YN20M01782F1		1	TUBO FLEXÍVEL
6	87529496		1	TUBO FLEXÍVEL
7	87529497		1	TUBO FLEXÍVEL
8	YN20M01760F1		1	TUBO FLEXÍVEL
9	87532858		1	TUBO RÍGIDO 8.5 mm OD x 81, 50 mm L
10	2445Z1604D5		1	O-RING
11	2445Z1604D6		2	O-RING

50.200.AB	02	p1	7/2014

AR-CONDICIONADO, LINHAS

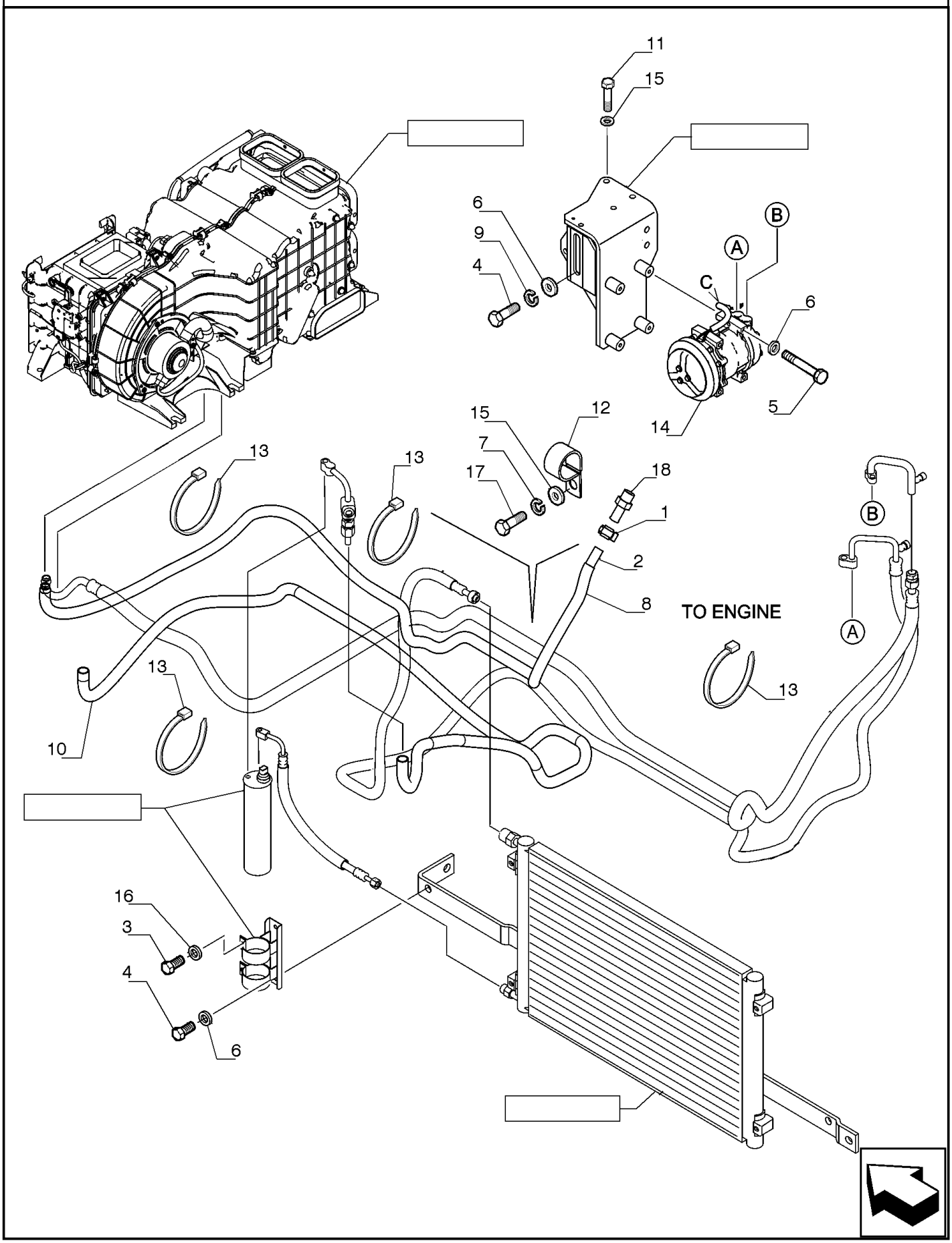

AR-CONDICIONADO, LINHAS

REF	FN	PART NUMBER	YR/SN	QTY	DESCRIPTION
1		70925755		1	BRAÇADEIRA
2		R18T0026D14		1	MANGUEIRA DO AQUECEDOR 12mm ID x 2100mm L
3		10902431		2	PARAFUSO Hex, M6 x 20mm, Cl 10.9
4		16043431		3	PARAFUSO Hex, M8 x 1.25 x 20mm, Cl 10.9, Full Thd
5		16046131		4	PARAFUSO Hex, M8 x 100mm, Cl 10.9
6		14496531		7	ARRUELA PLANA M8 x 17 x 1.6
7		10516871		1	TRAVA DA ARRUELA
8		72959886		1	TUBO 39 mm ID, 47.6 mm OD, 2000 mm Length
9		10516671		1	TRAVA DA ARRUELA
10		72150388		1	TUBO
11		11107331		1	PARAFUSO Hex, M10 x 55mm, Cl 10.9
12		70933135		1	BRAÇADEIRA
13		75201642		12	BRAÇADEIRA
14		72203934		1	COMPRESSOR DE AR
15		14496631		2	ARRUELA PLANA M10 x 21 x 2
16		14496431		2	ARRUELA PLANA M6.4 x 12.5 x 1.6 Thk
17		11106031		1	PARAFUSO Hex, M10 x 20, 10.9, Full Thd
18		87656875		1	CONECTOR HIDRÁUL

50.200.AC		p1	7/2014

AR-CONDICIONADO

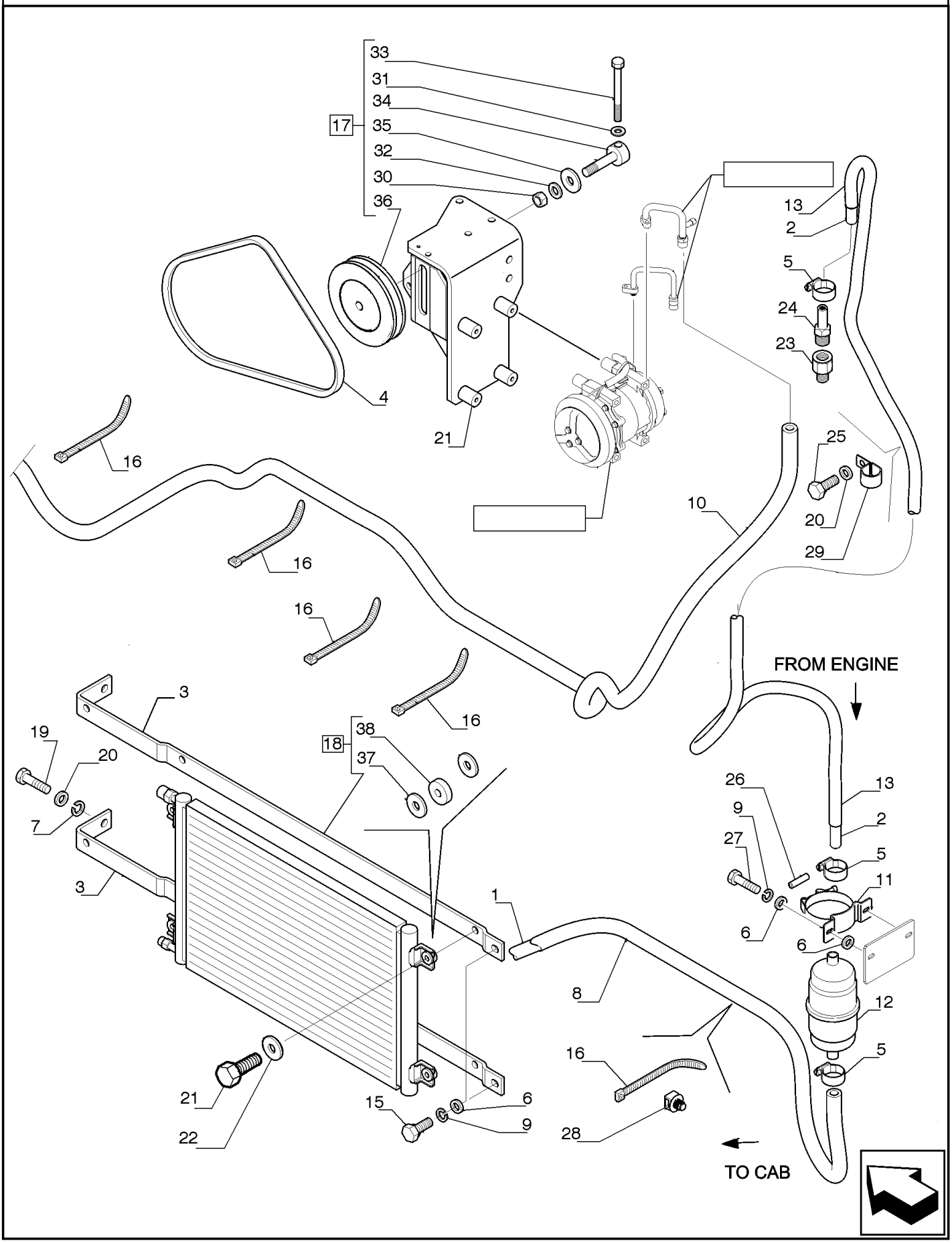

AR-CONDICIONADO

REF	FN	PART NUMBER	YR/SN	QTY	DESCRIPTION
1		72284158		1	MANGUEIRA DO AQUECEDOR 12.00 mm ID x 1350.00 mm
2		72214363		1	MANGUEIRA DO AQUECEDOR 12.00 mm ID x 3050.00 mm
3		YN20M01841P1		2	SUPORTE
4		72204603		1	V-BELT 17.00 mm W x 1232.00 mm L
5		422050500		3	BRAÇADEIRA
6		14496531		6	ARRUELA PLANA M8 x 17 x 1.6
7		10516871		2	TRAVA DA ARRUELA
8		87633127		1	TUBO FLEXÍVEL
9		10516671		4	TRAVA DA ARRUELA
10		72206994		1	MANGUEIRA
11		84123793		1	COLAR
12		84123792		1	FILTRO
13		72964097		1	TUBO 39 mm ID, 47.6 mm OD, 2950 mm Length
14		87656864		1	SUPORTE
15		16043631		2	PARAFUSO Hex, M8 x 25mm, Cl 10.9, Full Thd
16		72951499		5	GRAMPO
17		72209721		1	POLIA Assy, Contains Ref. 82 - 88
18		LQ20M01327F1		1	CONDENSADOR Assy, Contains Ref. 92 - 93
19		11106231		2	PARAFUSO Hex, M10 x 25, 10.9, Full Thd
20		14496631		3	ARRUELA PLANA M10 x 21 x 2
21		16043831		4	PARAFUSO Hex, M8 x 1.25 x 30mm, Cl 10.9, Full Thd
22		12647001		4	ARRUELA PLANA M8 x 25 x 2.5
23		71475456		1	CONECTOR HIDRÁUL
24		87656874		1	CONECTOR HIDRÁUL
25		11106031		1	PARAFUSO Hex, M10 x 20, 10.9, Full Thd
26		84161860		1	TUBO RÍGIDO 7 mm ID x 12 mm OD x 11 mm L
27		16043931		2	PARAFUSO Hex, M8 x 1.25 x 35mm, Cl 10.9, Full Thd
28		87526680		1	COLAR DE FIXAÇÃO
29		71403661		1	GRAMPO

50.200.AC		p2	7/2014

AR-CONDICIONADO

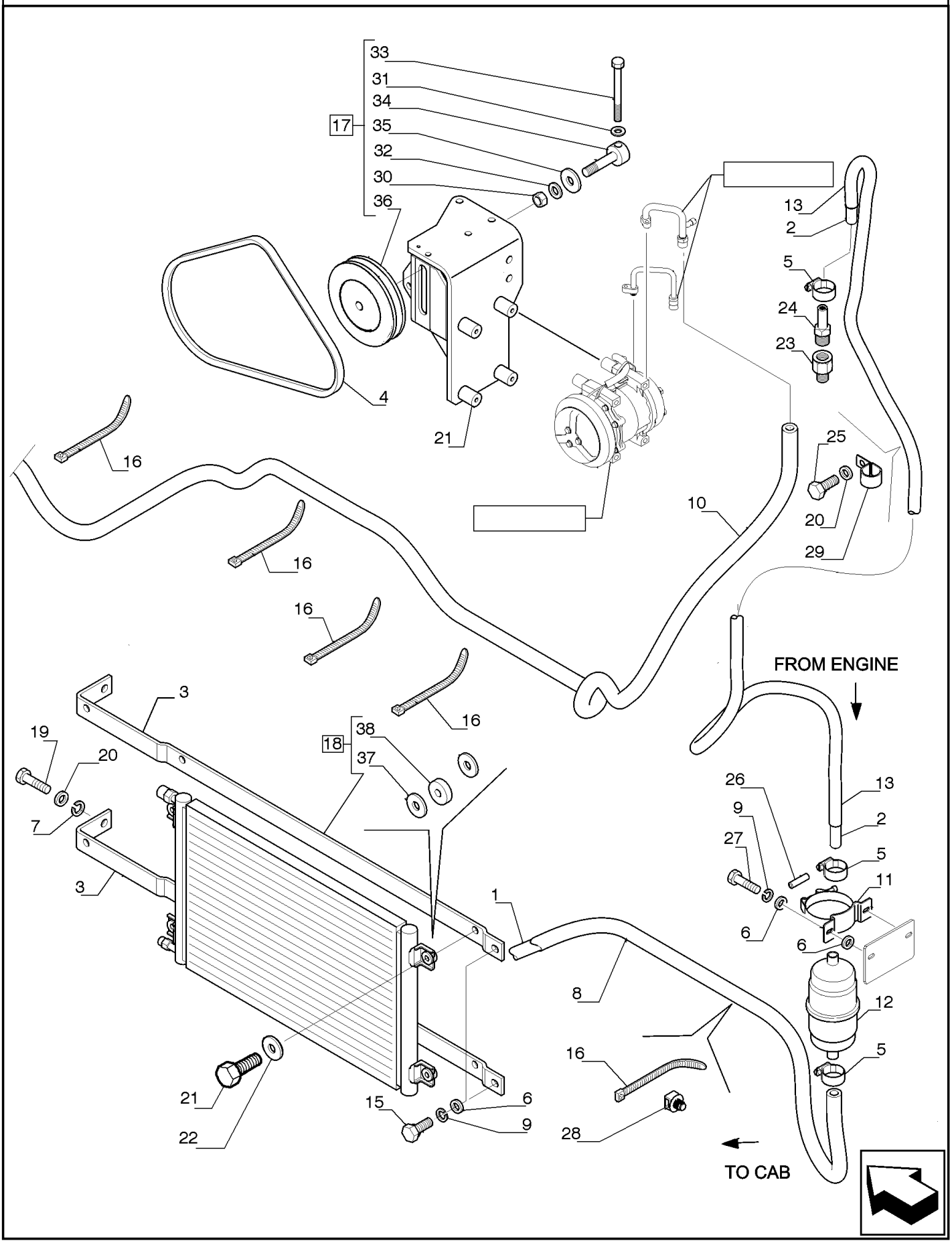

AR-CONDICIONADO

REF	FN	PART NUMBER	YR/SN	QTY	DESCRIPTION
30		72209722		1	PORCA Incl. In Ref. 33
31		72209723		1	ARRUELA PLANA Incl. In Ref. 33
32		72209724		1	ARRUELA PLANA Incl. In Ref. 33
33		72209725		1	PARAFUSO Incl. In Ref. 33
34		72209726		1	EIXO Incl. In Ref. 33
35		72209727		1	BUJÃO Incl. In Ref. 33
36		LC20M01060P1		1	POLIA Incl. In Ref. 33
37		YT20M01215S002		4	LUVA DE BORRACHA Incl. In Ref. 34
38		YT20M01215S003		4	BRAÇADEIRA DE COLAR Incl. In Ref. 34

50.300.AA		p1	7/2014

FILTRO, AR CONDICIONADO

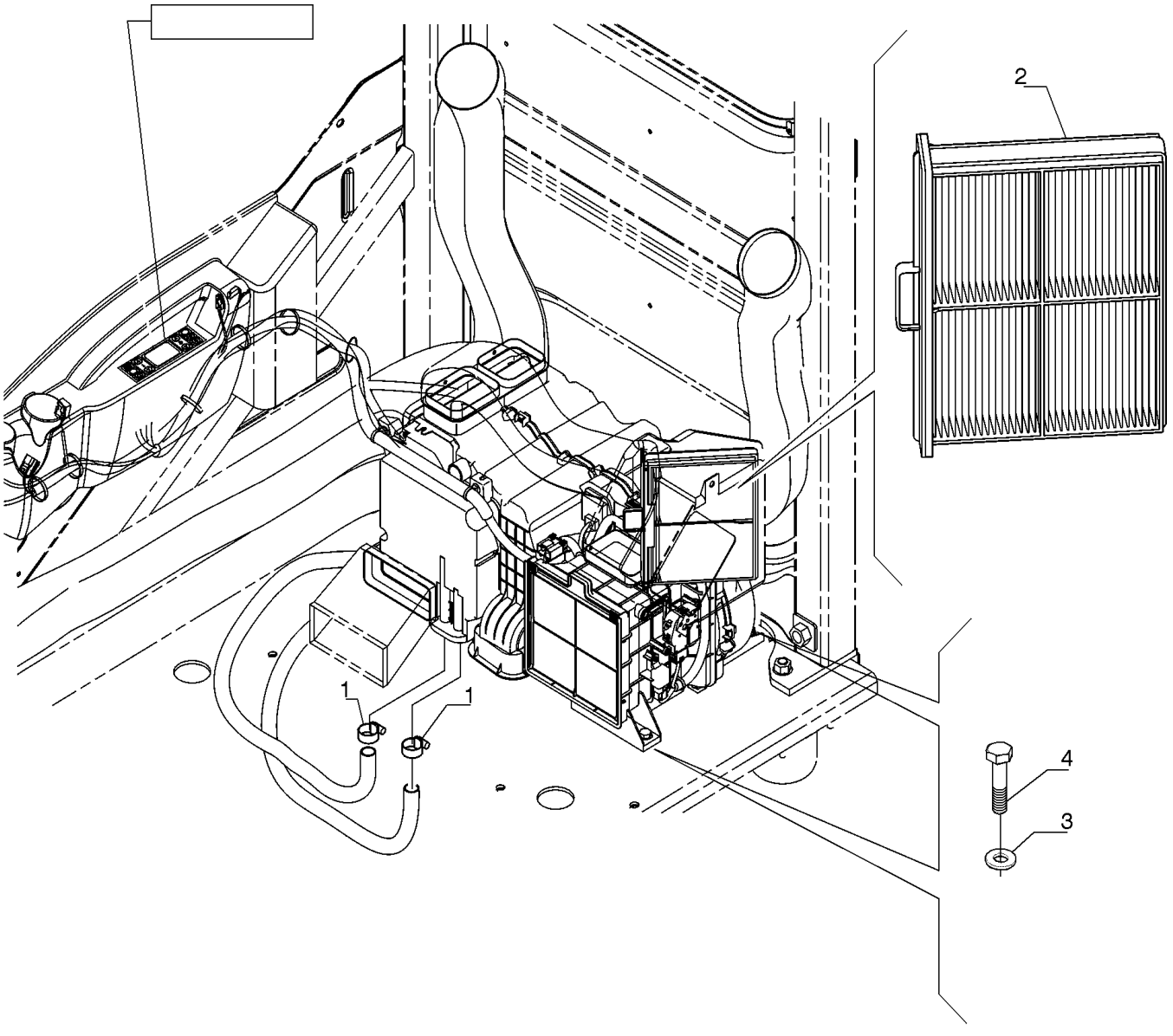

FILTRO, AR CONDICIONADO

REF	FN	PART NUMBER	YR/SN	QTY	DESCRIPTION
1		422050500		2	BRAÇADEIRA
2		LQ50V01008P1		1	FILTRO
3		14496631		5	ARRUELA PLANA M10 x 21 x 2
4		11106431		5	PARAFUSO Hex, M10 x 1.5 x 30mm, Cl 10.9, Full Thd

FILTRO, AR CONDICIONADO

REF	FN	PART NUMBER	YR/SN	QTY	DESCRIPTION
1		422050500		2	BRAÇADEIRA
2		LQ50V01008P1		1	FILTRO
3		14496631		5	ARRUELA PLANA M10 x 21 x 2
4		11106431		5	PARAFUSO Hex, M10 x 1.5 x 30mm, Cl 10.9, Full Thd

AR-CONDICIONADO, COMPONENTES

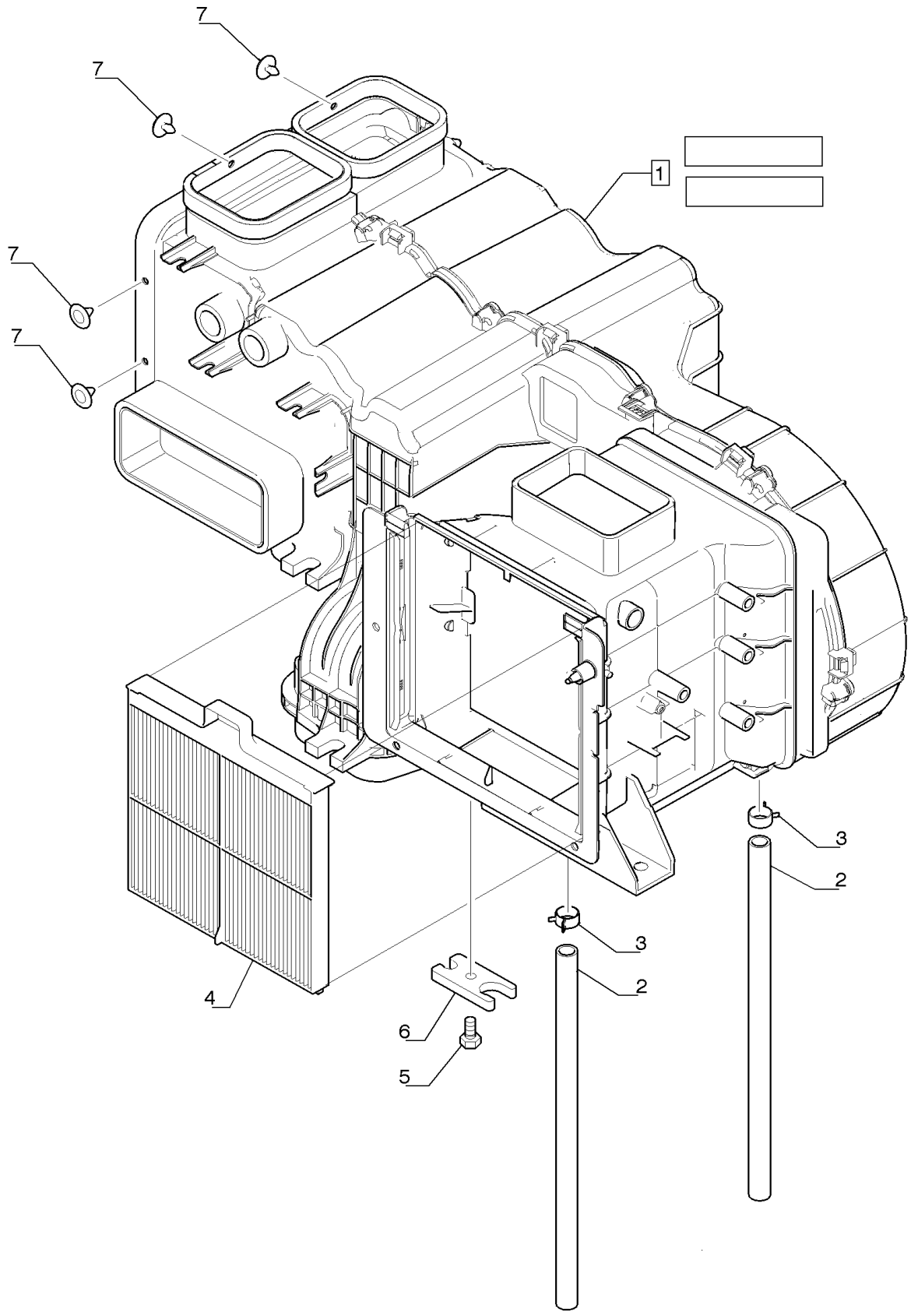

AR-CONDICIONADO, COMPONENTES

REF	FN	PART NUMBER	YR/SN	QTY	DESCRIPTION
1		LQ20M00059F1		1	AR-CONDICIONADO
2		87529476		2	MANGUEIRA
3		72204768		2	COLAR
4		LQ50V01007P1		1	FILTRO
5		YT20M00009S005		1	PARAFUSO
6		LQ20M01169P1		1	PLACA Assy, Contains Ref. 58 - 60
7		YN20M00016S078		6	GRAMPO

50.300.AC	01	p1	7/2014

DUTO DE AR, AR CONDICIONADO

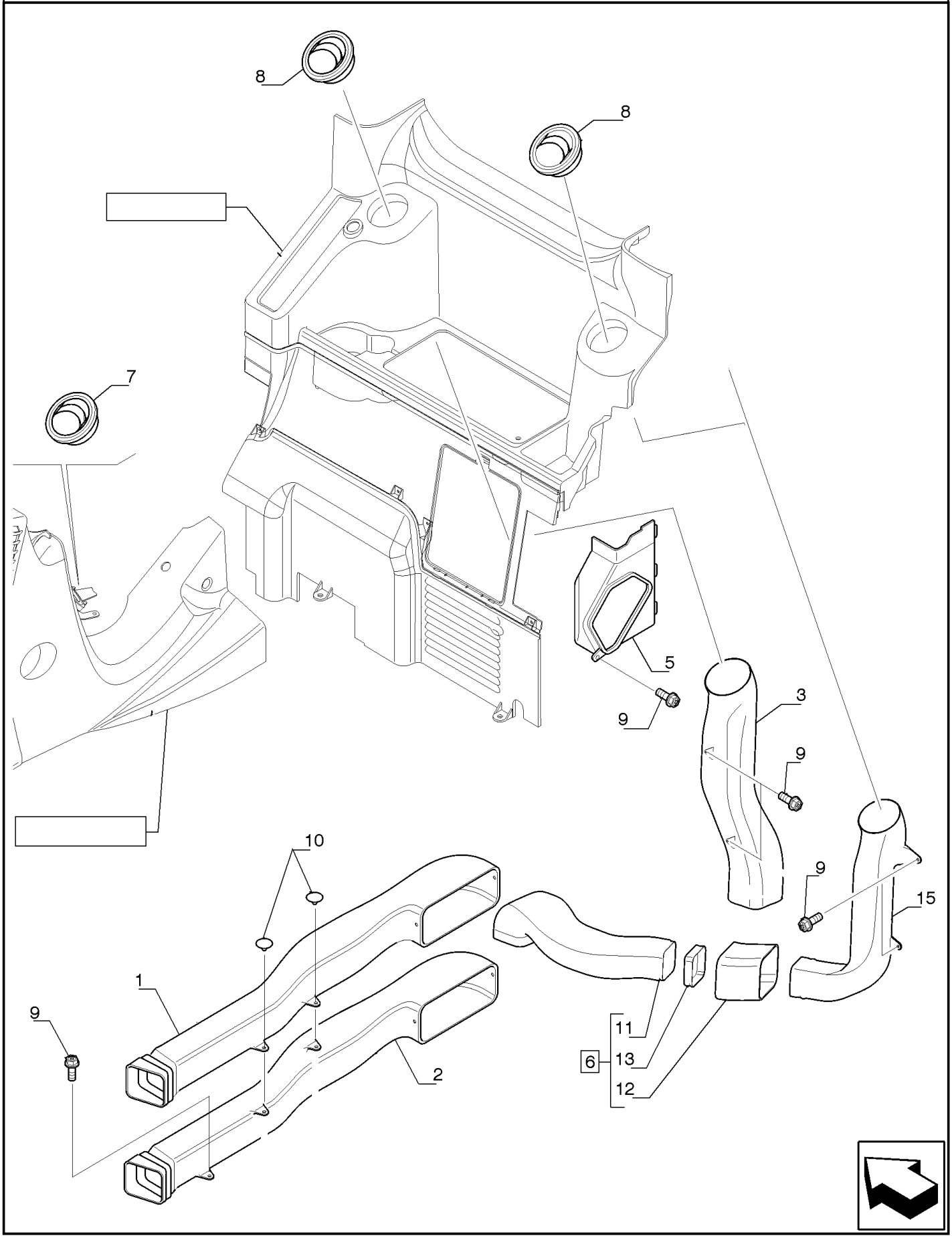

DUTO DE AR, AR CONDICIONADO

REF FN	PART NUMBER	YR/SN	QTY	DESCRIPTION
1	YN20M01779P2		1	DUTO
2	YN20M01780P2		1	DUTO
3	YN20M01812P1		1	DUTO
4	YN20M01813P1		1	DUTO
5	YN20M01773F2		1	DUTO
6	YN20M01774F1		1	DUTO Assy, Contains Ref. 58 - 60
7	PU20M01002P1		1	CONDUTOR
8	YN20M01791P1		2	CONDUTOR
9	72954868		6	PARAFUSO
10	YN17M01552P1		2	RETENTOR
11	{YN20M01814P1}		1	Incl. in Ref. 26
12	YN20M01815P1		1	ISOLANTE Incl. in Ref. 26
13	YN20M01816P1		1	ISOLANTE Incl. in Ref. 26

50.300.AC	02	p1	7/2014

DUTO DE AR, AR CONDICIONADO

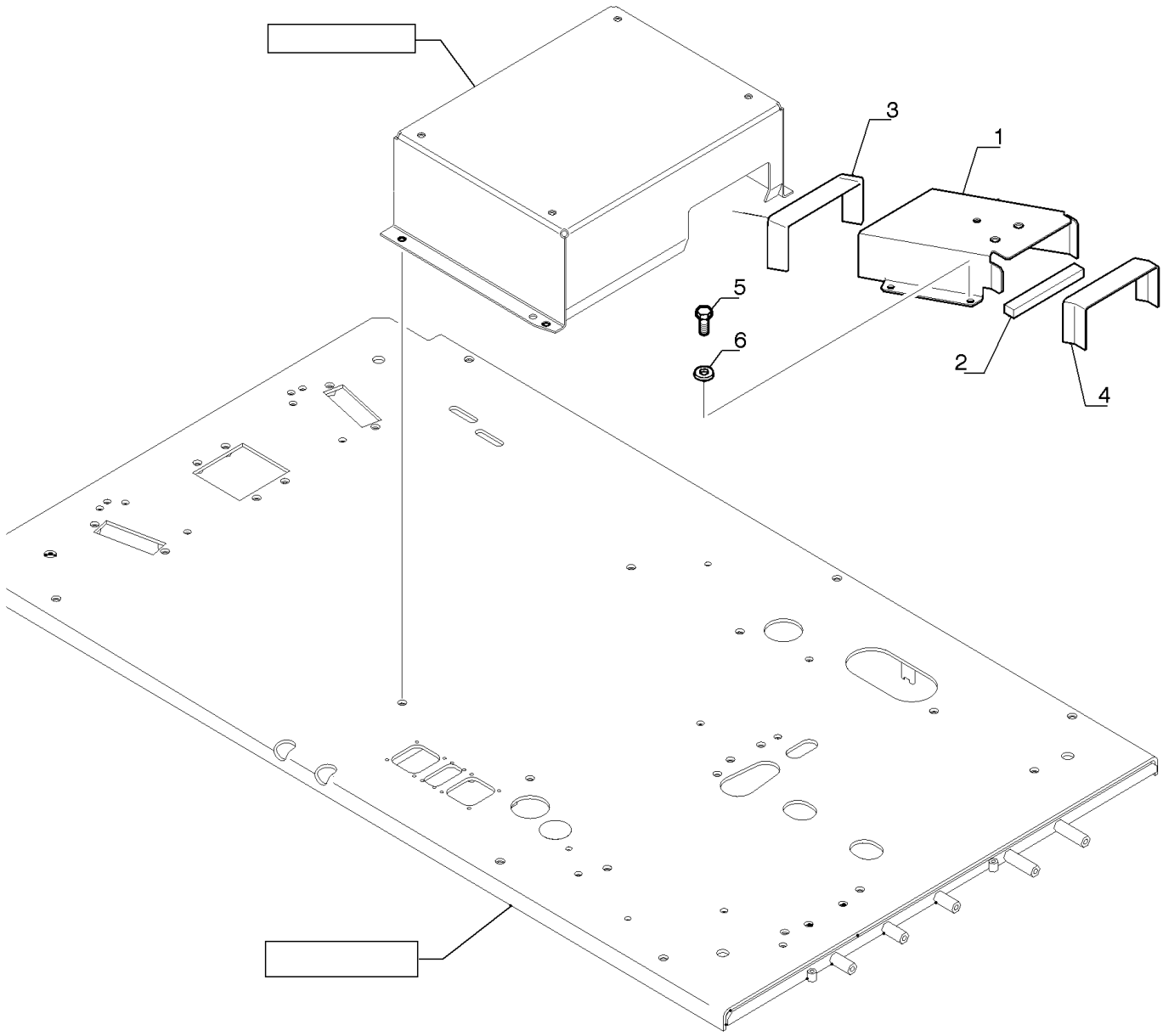

DUTO DE AR, AR CONDICIONADO

REF FN	PART NUMBER	YR/SN	QTY	DESCRIPTION
1	YN20M01797P1		1	DUTO
2	YN20M01847P1		1	ISOLANTE
3	YN20M01835P1		1	ISOLANTE
4	YN20M01848P1		1	ISOLANTE
5	16043434		3	PARAFUSO Hex, M8 x 1.25 x 20mm, Cl 10.9, Full Thd
6	14496531		3	ARRUELA PLANA M8 x 17 x 1.6

SECTION INDEX

ELECTRICAL SYSTEMS

55.011.AE	01	TRANSFER PUMP
55.011.AE	02	TRANSFER PUMP, COMPONENTS
55.011.AE	03	TRANSFER PUMP, COMPONENTS
55.012.AC		ENGINE, SENSOR
55.015.AA		ELECTRONIC CONTROL UNIT
55.050.AA		AIR CONDITIONER, CONTROLS
55.100.DO	01	FUSE BOX, RELAY
55.100.DO	02	FUSE BOX
55.101.AA	01	WIRE HARNESS & CONNECTOR
55.101.AA	02	WIRE HARNESS & CONNECTOR
55.101.AA	03	WIRE HARNESS & CONNECTOR
55.101.AA	04	WIRE HARNESS & CONNECTOR
55.101.AA	05	WIRE HARNESS & CONNECTOR
55.201.AG		RELAY SOCKET, ENGINE
55.201.AH		INSTRUMENT PANEL, IGNITION KEY
55.302.AG	01	BATTERY
55.404.AC		ROTARY BEACON
55.404.AF	01	LIGHT, BOOM
55.404.AF	02	LIGHT, BOOM
55.404.AF	03	LIGHT, BOOM
55.404.AL	01	LIGHT, FRONT
55.404.AL	02	LIGHT, REAR
55.404.AL	03	WORKING LIGHT
55.404.BS		WORKING LIGHT
55.405.CI		SWITCH, INSTRUMENT PANEL
55.408.AG		HORN
55.408.BE		BACK, ALARM
55.408.CA		CLUSTER, INSTRUMENT LIGHT
55.510.AG		WIRE HARNESS, CAB
55.510.BL	01	RADIO, CONVERTER
55.510.BL	02	VOLTAGE REGULATOR, CONVERTER
55.512.AA	01	RADIO
55.512.AA	02	SPEAKER
55.512.BG		SWITCH, INSTRUMENT PANEL
55.518.AB		WINDSHIELD WIPER

SECTION INDEX

ELECTRICAL SYSTEMS

55.525.AB	POTENTIOMETER, ENGINE
55.530.AA	MONITOR, BACK
55.530.AD	MOUNT, MONITOR
55.530.AE	CONVERTER, MONITOR
55.991.AD	TELEMATICS

55.011.AE	01	p1	7/2014

BOMBA DE TRANSFERÊNCIA

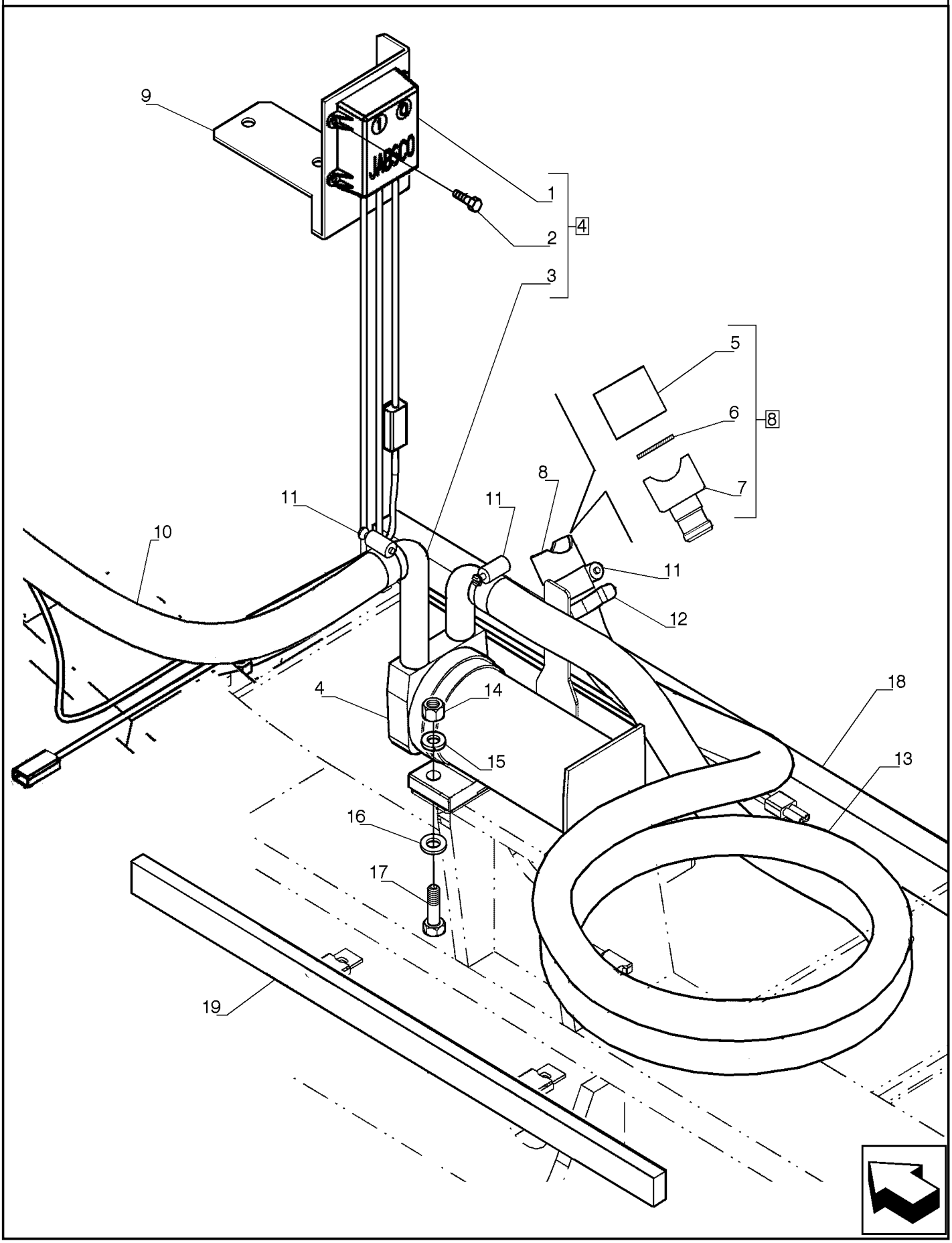

BOMBA DE TRANSFERÊNCIA

REF	FN	PART NUMBER	YR/SN	QTY	DESCRIPTION
1		LB22P01012P1		1	INTERRUPTOR Assy, Contains Ref. 5 - 7
2		2975135		4	PARAFUSO Hex, M4 x 0.7 x 8mm, Cl 8.8
3		LB22P00007P1		1	BOMBA DE COMBUSTÍVEL
4		LB22P00006P1		1	BOMBA DE COMBUSTÍVEL
5		{71406181}		1	Incl. in Ref. 1
6		{71406180}		1	Incl. in Ref. 1
7		{71406179}		1	Incl. in Ref. 1
8		71406178		1	FILTRO
9		47620572		1	SUPORTE
10		47620906		1	MANGUEIRA 25mm ID x 2500mm L
11		422050700		4	BRAÇADEIRA
12		LB22P01013P1		1	BRAÇADEIRA
13		LB22P01005P1		1	TUBO FLEXÍVEL 25mm ID x 3700mm L
14		12574511		2	CONTRA PORCA M10 x 1.25, Cl 8
15		892-10010		2	TRAVA DA ARRUELA M10
16		14496621		2	ARRUELA PLANA Flat, 10.50mm ID x 21.00mm OD x 2.00mm, R80, ZND
17		11234731		2	PARAFUSO Hex, M10 x 1.25 x 45mm, Cl 10.9
18		87475561		1	ESPUMA ISOLANTE
19		87475562		1	ESPUMA ISOLANTE

55.011.AE	02	p1	7/2014

BOMBA DE TRANSFERÊNCIA, COMPONENTES

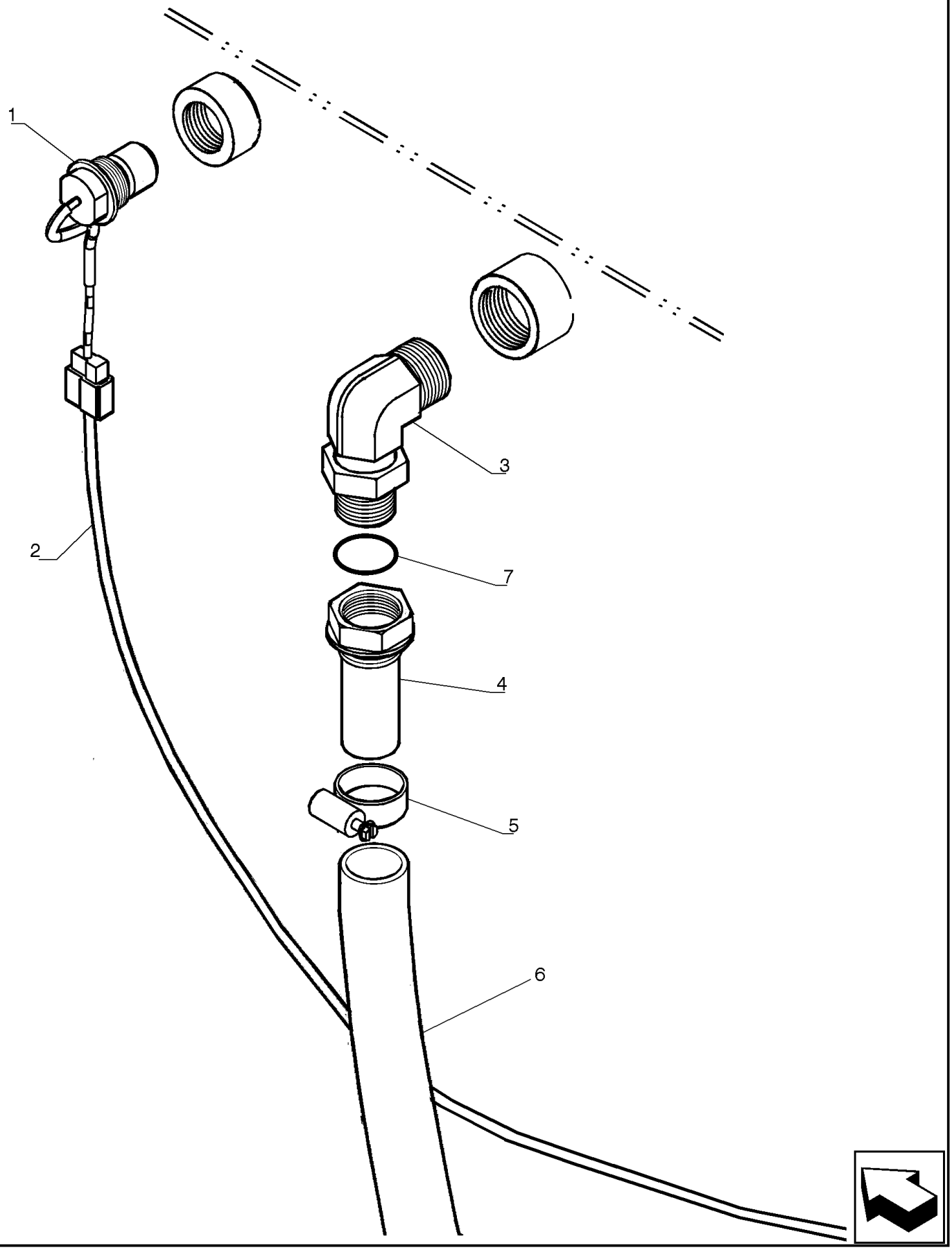

BOMBA DE TRANSFERÊNCIA, COMPONENTES

REF FN	PART NUMBER	YR/SN	QTY	DESCRIPTION
1	84469231		1	INTERRUPTOR
2	47606485		1	CHICOTE
3	87579592		1	CONECTOR HIDRÁUL 90°, 3/4"-14 NPTF
4	LB22P01006P1		1	CONECTOR HIDRÁUL
5	{42250700}		4	
6	47620906		1	MANGUEIRA 25mm ID x 2500mm L
7	{74104162}		1	

BOMBA DE TRANSFERÊNCIA, COMPONENTES

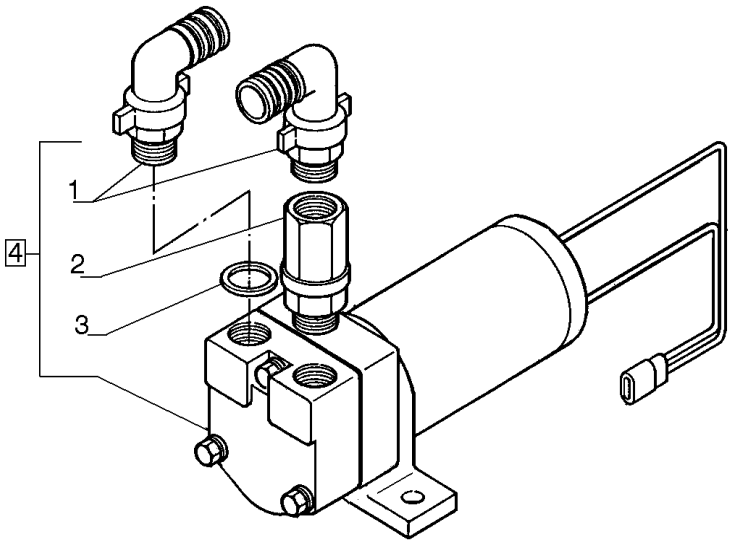

BOMBA DE TRANSFERÊNCIA, COMPONENTES

REF FN	PART NUMBER	YR/SN	QTY	DESCRIPTION
1	71417809		2	CONECTOR HIDRÁUL Assy, Contains Ref. 5 - 7
2	71407938		1	VÁLVULA HIDRÁULICA
3	71417808		2	VEDAÇÃO
4	LB22P00007P1		1	BOMBA DE COMBUSTÍVEL

55.012.AC		p1	7/2014

ENGINE, SENSOR

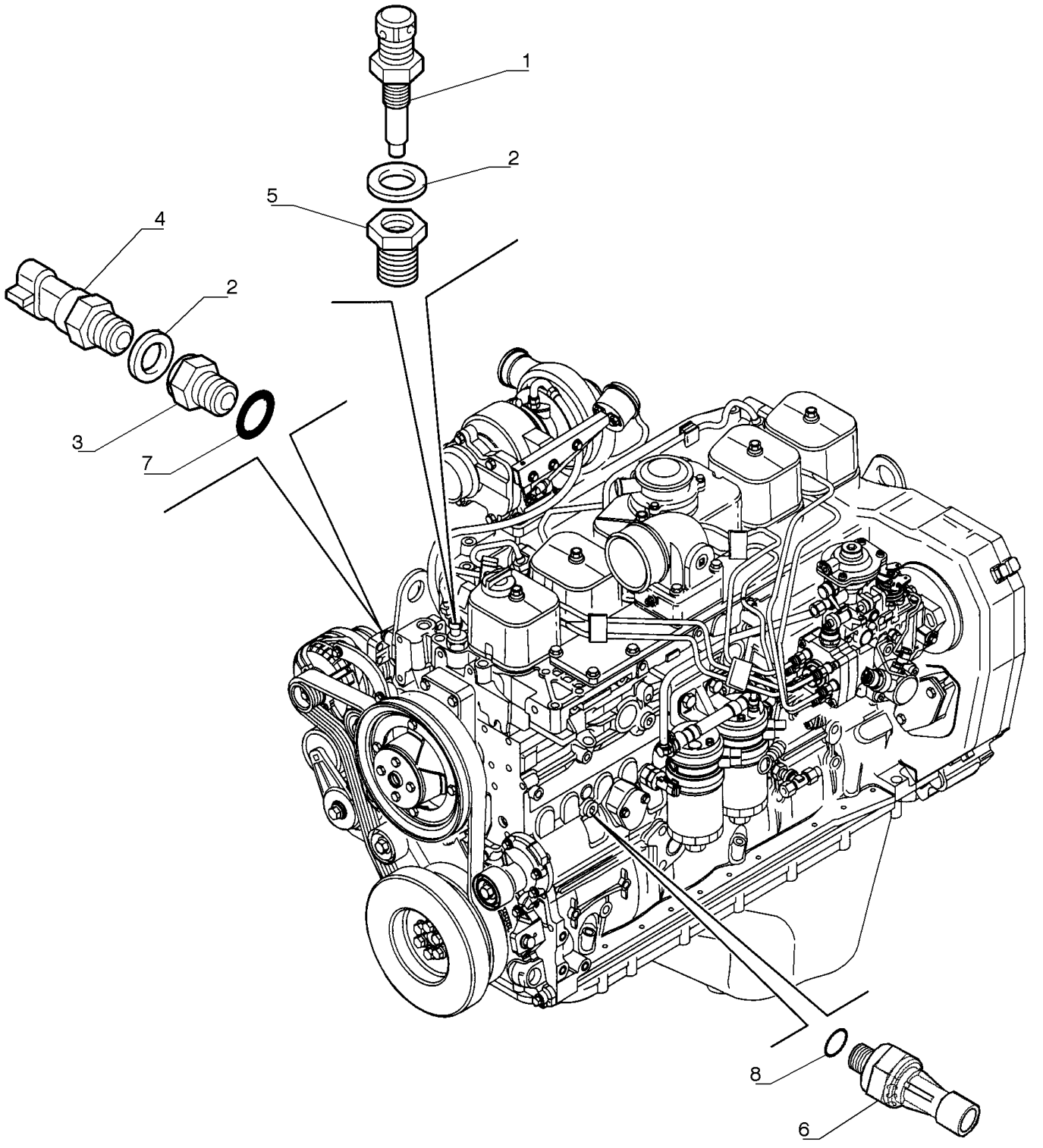

ENGINE, SENSOR

REF	FN	PART NUMBER	YR/SN	QTY	DESCRIPTION
1		71451711		1	TRANSMISSOR Assy, Contains Ref. 61
2		71488736		2	VEDAÇÃO
3		71450201		1	CONECTOR HIDRÁUL
4		87568522		1	INTERRUPTOR TERMOSTÁTICO On, 10° C, 50° F; Off, -12° C, 10.4° F
5		{422604700}		1	
6		2852735		1	INTERRUPTOR DE PRESSÃO
7		71445162		1	O-RING
8		72109073		1	JUNTA

55.015.AA		p1	7/2014

CENTRAL ELETRÔNICA

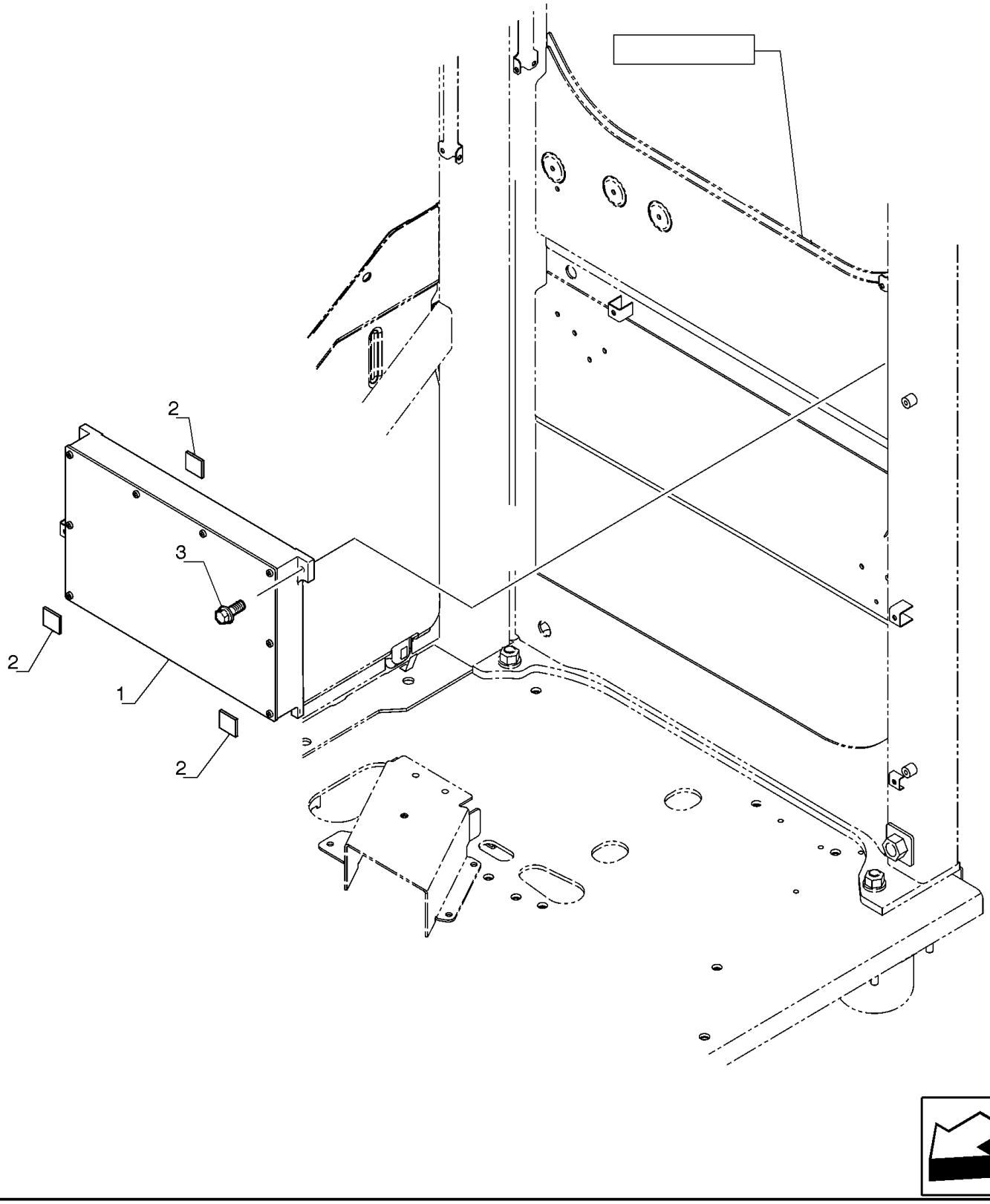

CENTRAL ELETRÔNICA

REF	FN	PART NUMBER	YR/SN	QTY	DESCRIPTION
1		YN22E00474F1		1	ECU Assy, Include software
2		YN22E01334P1		3	COLAR
3		72952745		4	PARAFUSO

AR-CONDICIONADO, CONTROLES

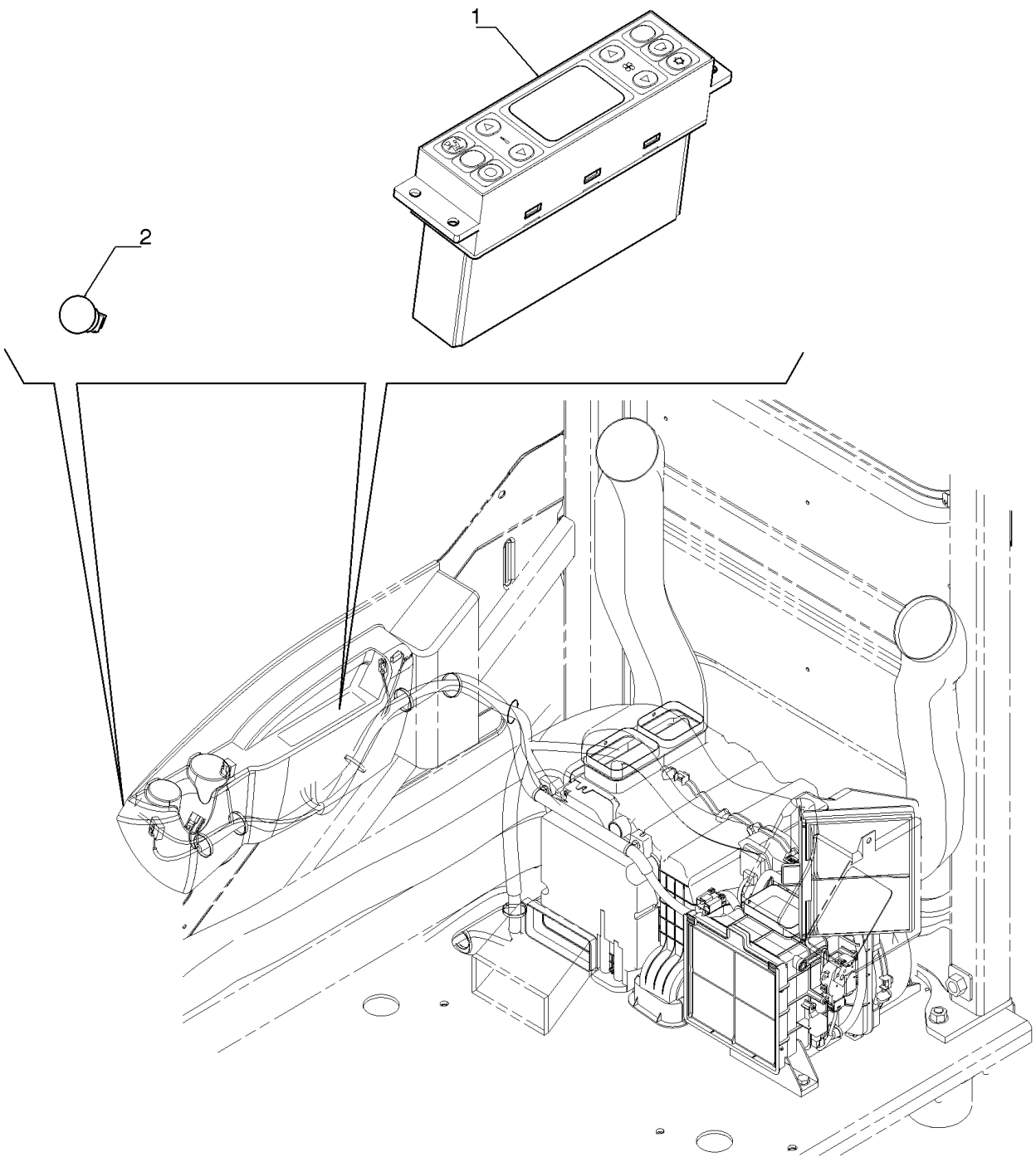

AR-CONDICIONADO, CONTROLES

REF	FN	PART NUMBER	YR/SN	QTY	DESCRIPTION
1		LQ20M01328P1		1	PAINEL DE CONTROLE
2		87529502		1	SENSOR

55.100.DO	01	p1	7/2014

CAIXA DE FUSÍVEL, RELÉ

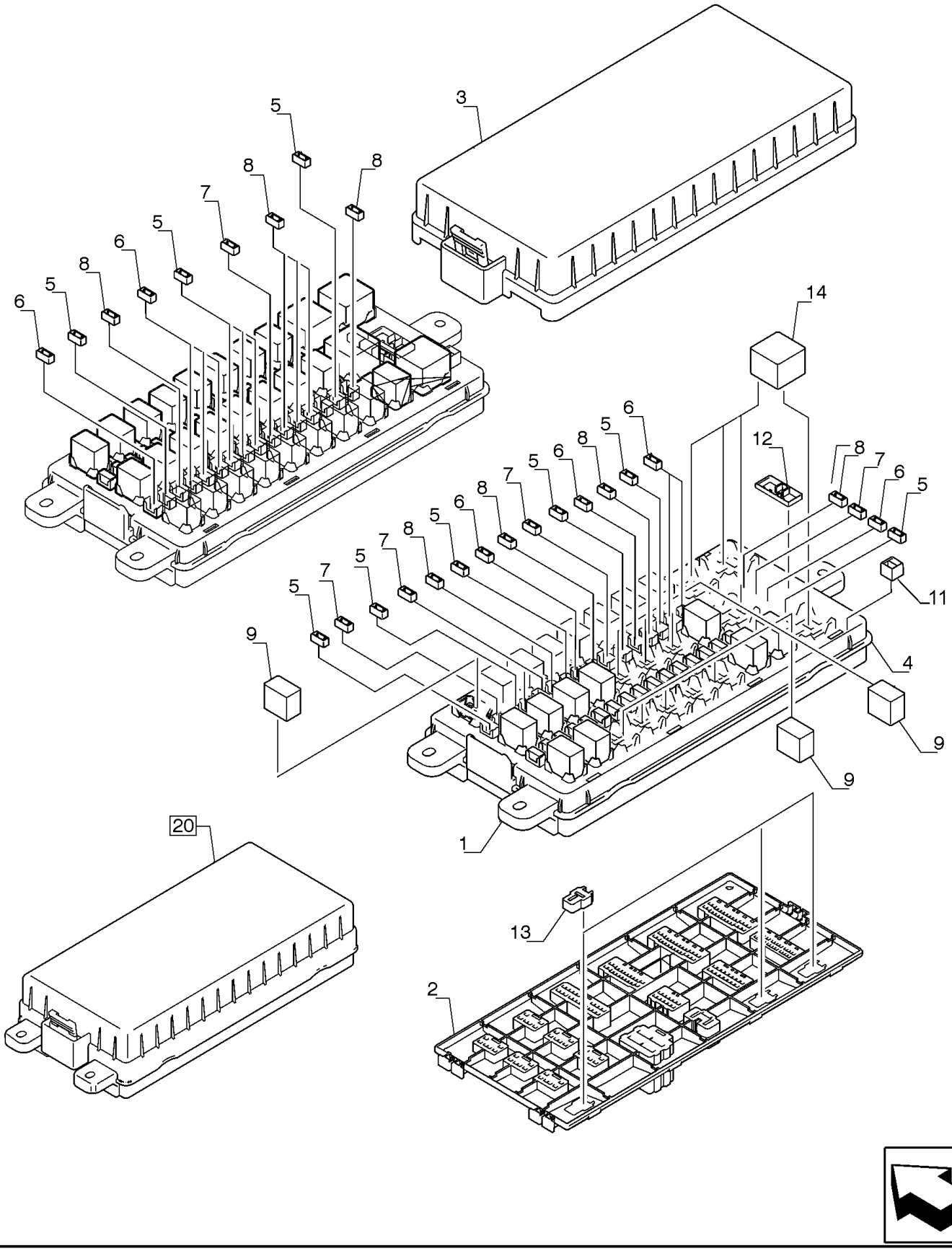

CAIXA DE FUSÍVEL, RELÉ

REF	FN	PART NUMBER	YR/SN	QTY	DESCRIPTION
1		YN24E00016S001		1	CAIXA Incl. in Ref. 20
2		YN24E00016S002		1	CAIXA Incl. in Ref. 20
3		YN24E00016S003		1	PROTEÇÃO Incl. in Ref. 20
4		YN24E00016S004		1	PLACA DE CIRCUITO IMPRESSO Incl. in Ref. 20
5		YN24E00016S005		11	FUSÍVEL 5amp Incl. in Ref. 20
6		YN24E00016S006		9	FUSÍVEL 10amp Incl. in Ref. 20
7		YN24E00016S007		6	FUSÍVEL 15amp Incl. in Ref. 20
8		YN24E00016S008		10	FUSÍVEL 20amp Incl. in Ref. 20
9		87559156		9	RELÉ Incl. in Ref. 20
11		YN24E00016S011		1	MANILHA Incl. in Ref. 20
12		YN24E00016S012		1	CONECTOR DO FIO Incl. in Ref. 20
13		YN24E00016S013		3	CONECTOR MULTIPOLAR Incl. in Ref. 20
14		87611990		4	RELÉ Incl. in Ref. 20
20		YN24E00016F3		1	RELÉ Assy, Contains Ref. 1 - 14

55.100.DO	02	p1	7/2014

CAIXA DE FUSÍVEL

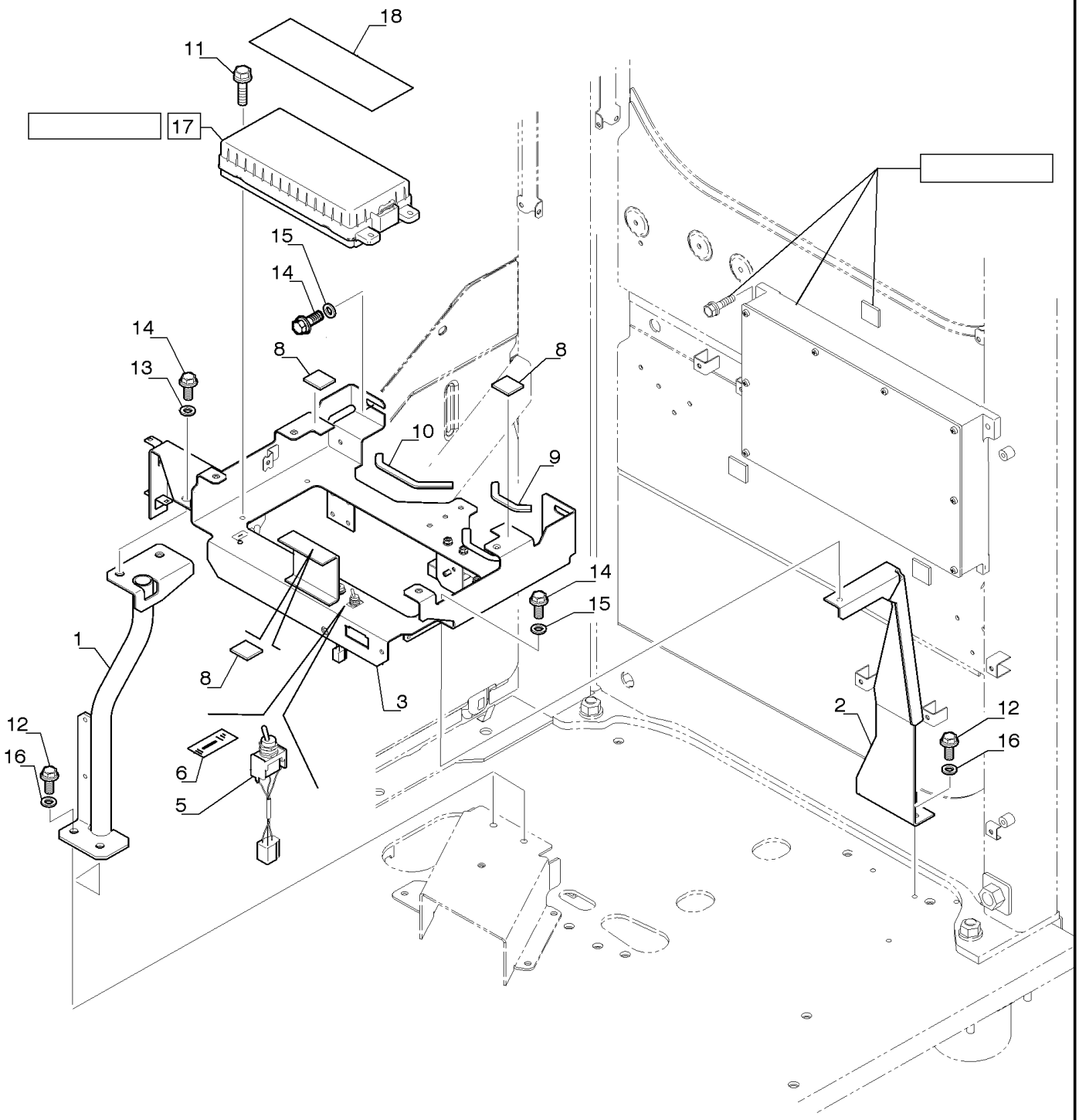

CAIXA DE FUSÍVEL

REF FN	PART NUMBER	YR/SN	QTY	DESCRIPTION
1	YN22E01322P1		1	SUPORTE
2	YN22E01363P1		1	SUPORTE
3	YN22E01357P1		1	SUPORTE
5	87584110		1	INTERRUPTOR INTERMITENTE
6	72203539		1	PLAQUETA
7	YN22E01366P1		1	RETENTOR
8	YN22E01334P1		2	COLAR
9	72950894		1	REVESTIMENTO
10	72955941		1	REVESTIMENTO
11	72952745		3	PARAFUSO
12	11106234		4	PARAFUSO Hex, M10 x 1.5 x 25 mm, Cl 10.9, Full Thd
13	72956186		1	ARRUELA PLANA
14	16043434		4	PARAFUSO Hex, M8 x 1.25 x 20mm, Cl 10.9, Full Thd
15	14496531		3	ARRUELA PLANA M8 x 17 x 1.6
16	14496631		4	ARRUELA PLANA M10 x 21 x 2
17	YN24E00016F3		1	RELÉ Assy
18	YN73E01031P1		1	ADESIVO

55.101.AA	01	p1	7/2014

CHICOTE E CONECTOR

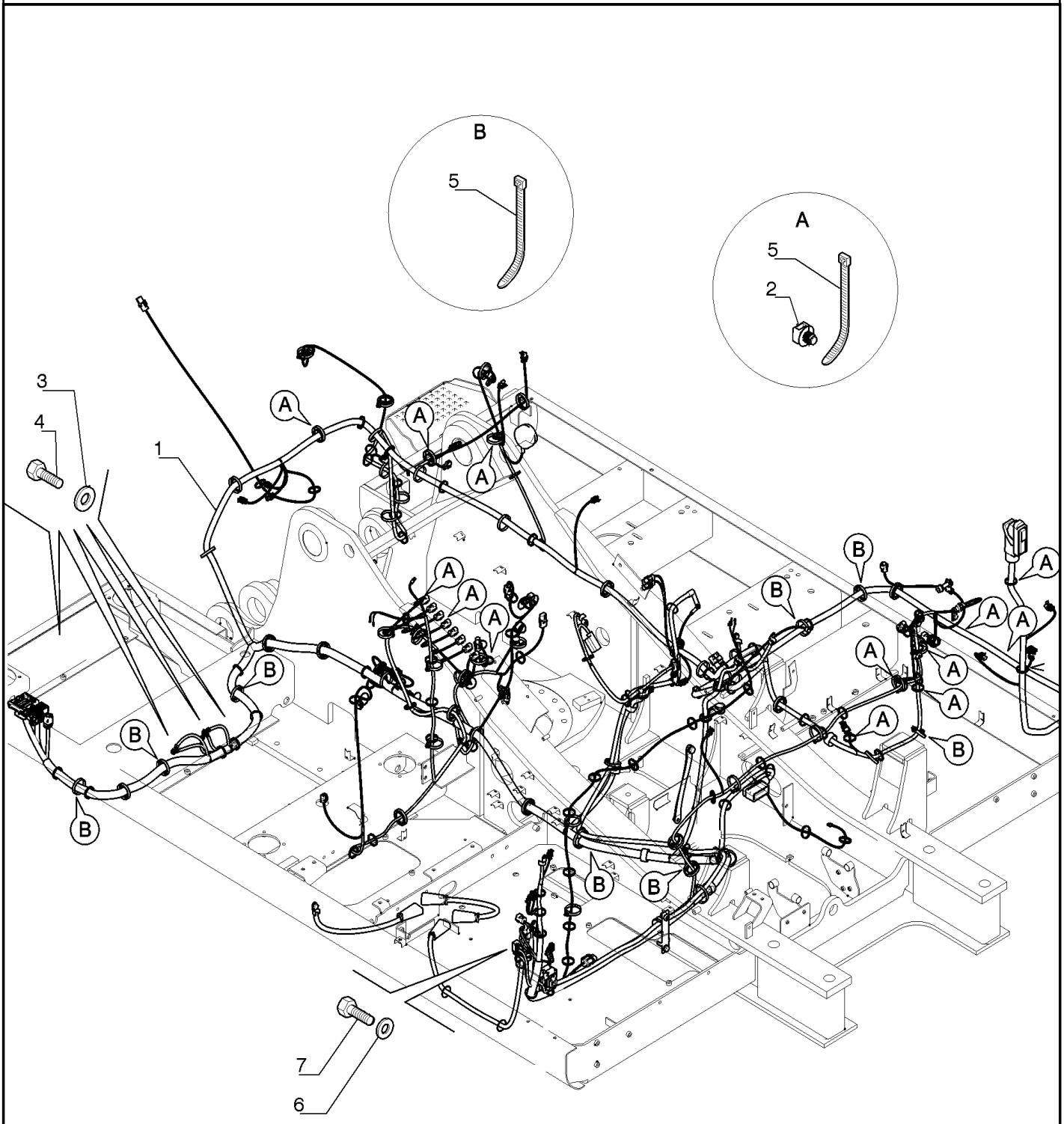

CHICOTE E CONECTOR

REF	FN	PART NUMBER	YR/SN	QTY	DESCRIPTION
1		47592741		1	CHICOTE
2		87526680		14	COLAR DE FIXAÇÃO
3		14496531		4	ARRUELA PLANA M8 x 17 x 1.6
4		16043231		4	PARAFUSO Hex, M8 x 16mm, Cl 10.9, Full Thd
5		75201642		52	BRAÇADEIRA
6		11195371		1	TRAVA DA ARRUELA
7		13272221		1	PARAFUSO Cross Pan Hd, M4 x 16mm

55.101.AA	02	p1	7/2014

CHICOTE E CONECTOR

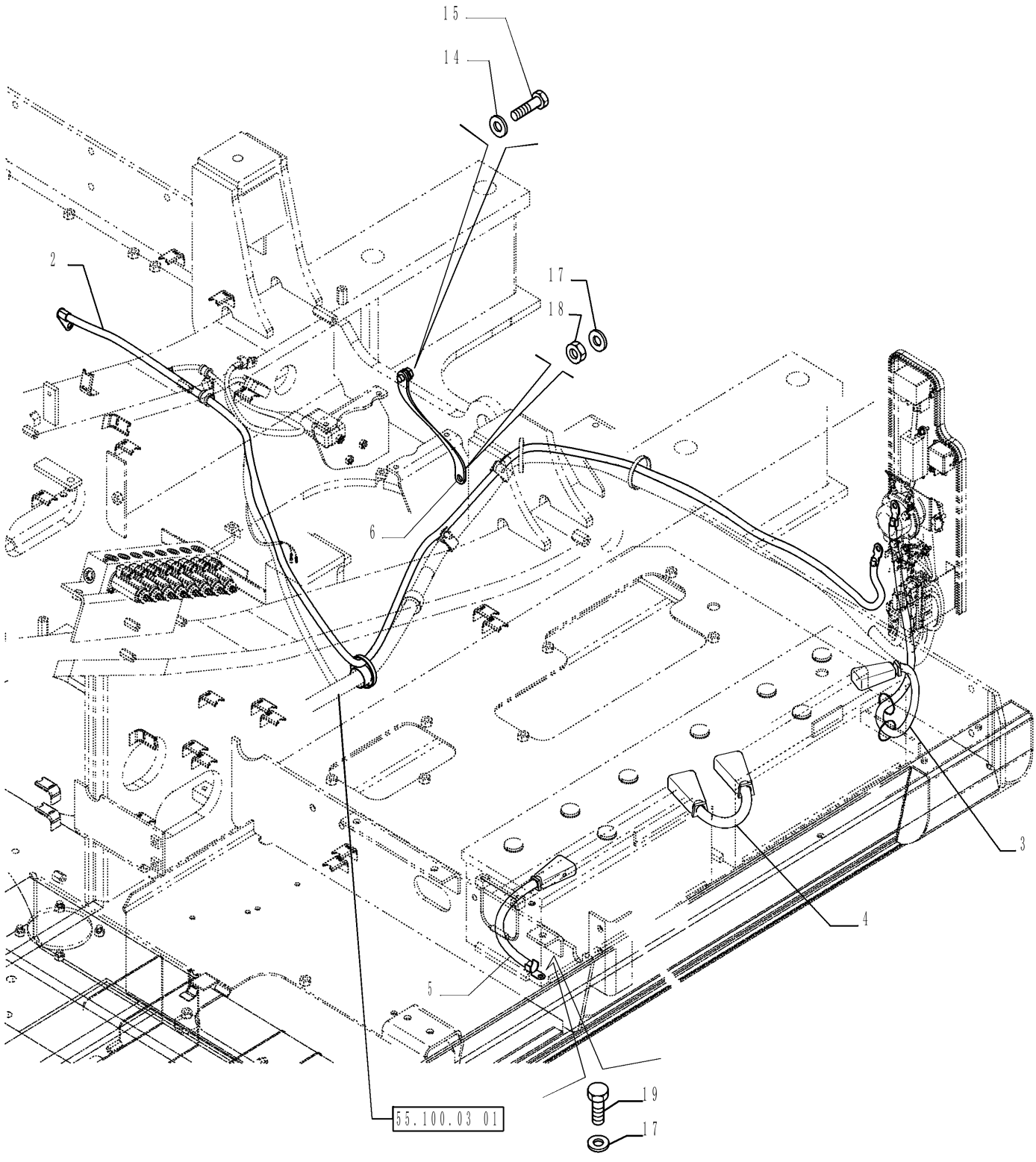

CHICOTE E CONECTOR

REF	FN	PART NUMBER	YR/SN	QTY	DESCRIPTION
2		87571058		1	CABO ELÉTRICO
3		87571059		1	CABO ELÉTRICO
4		71450316		1	CABO ELÉTRICO
5		71450318		1	CABO ELÉTRICO
6		71450342		1	CABO ELÉTRICO
14		14496731		1	ARRUELA PLANA M12 x 24 x 2.5 Thk
15		11112134		1	PARAFUSO
17		14496631		2	ARRUELA PLANA M10 x 21 x 2
18		11701721		1	PORCA M10, Cl 10
19		11106034		1	PARAFUSO Hex, M10 x 20, 10.9, Full Thd

55.101.AA	03	p1	7/2014

CHICOTE E CONECTOR

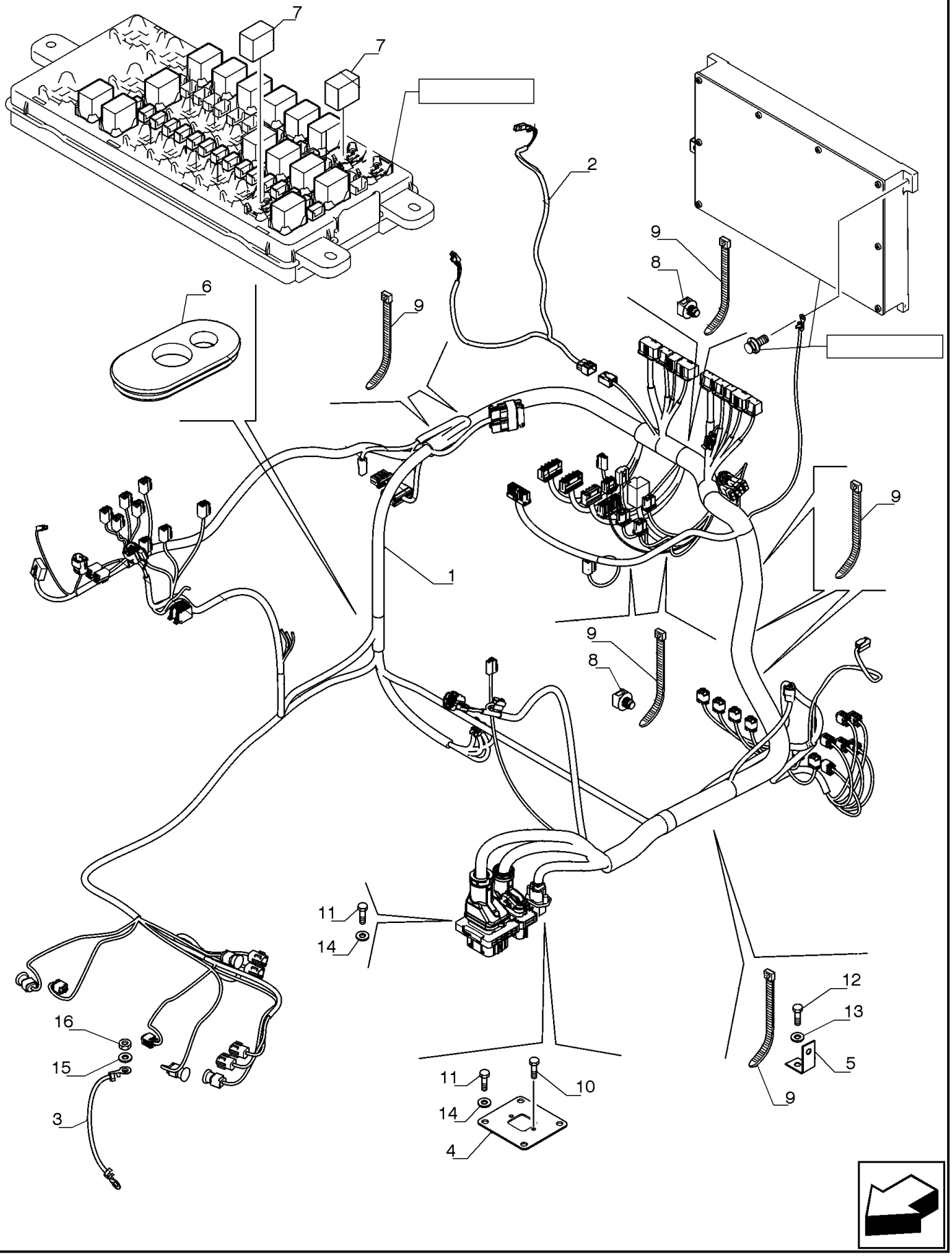

CHICOTE E CONECTOR

REF FN	PART NUMBER	YR/SN	QTY	DESCRIPTION
1	YN13E01733P1		1	CHICOTE
2	LB13E01042P1		1	CHICOTE
3	87564296		1	CABO ELÉTRICO
4	LB13E01040P1		1	PLACA
5	LQ13E01215P1		1	PLACA
6	LQ13E01233P1		1	JUNTA
7	87559156		2	RELÉ
8	87526680		14	COLAR DE FIXAÇÃO
9	72951499		45	GRAMPO
10	15903804		2	PARAFUSO Cross Pan Hd, M4.8 x 13mm
11	10977834		12	PARAFUSO Hex, M5 x 16mm, Cl 10.9, Full Thd
12	16043234		1	PARAFUSO Hex, M8 x 1.25 x 16mm, Cl 10.9, Full Thd
13	14496531		1	ARRUELA PLANA M8 x 17 x 1.6
14	11195474		12	ARRUELA PLANA
15	10516674		1	TRAVA DA ARRUELA M8
16	16100821		1	PORCA M8, Cl 10

55.101.AA	04	p1	7/2014

CHICOTE E CONECTOR

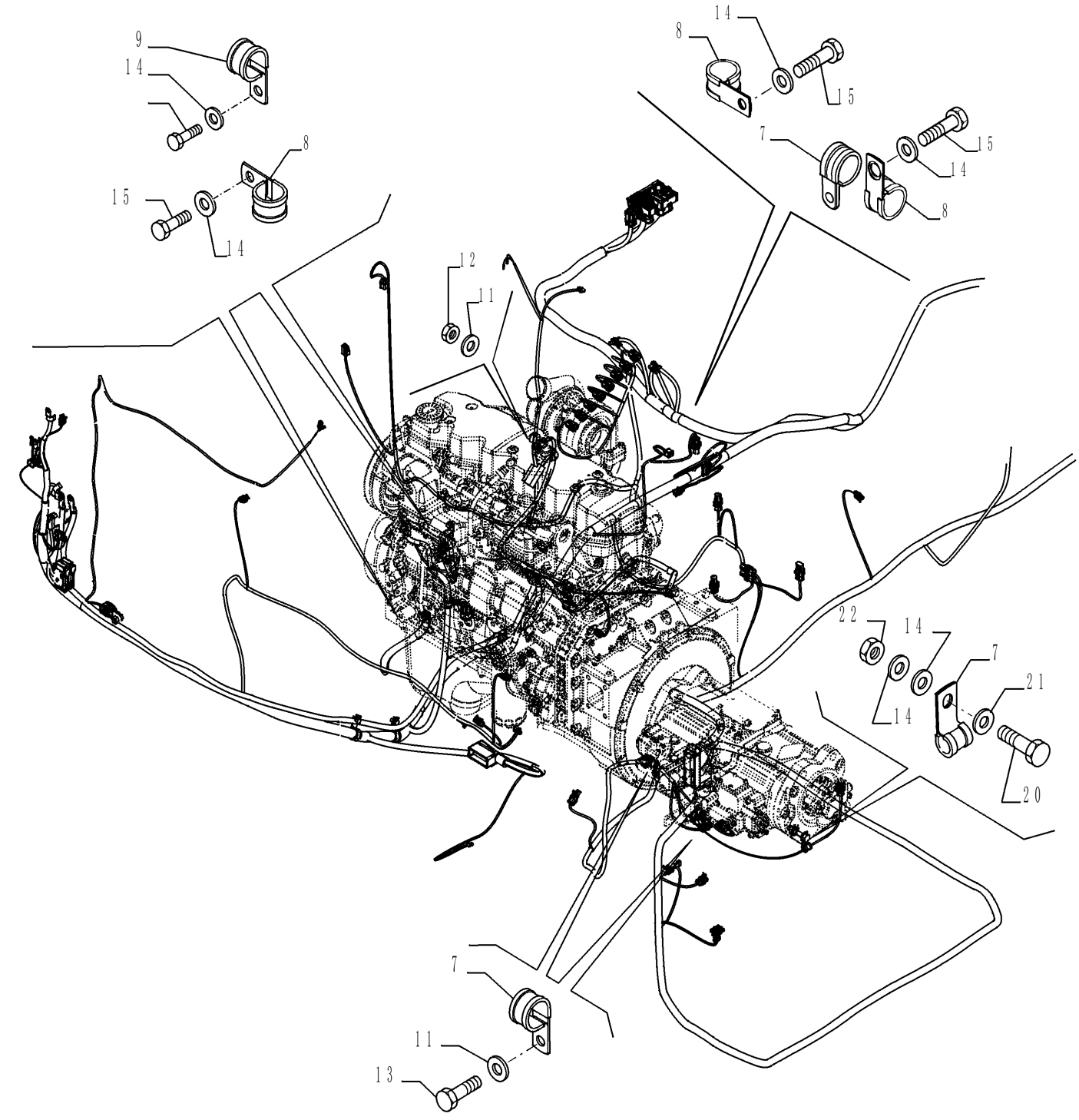

CHICOTE E CONECTOR

REF	FN	PART NUMBER	YR/SN	QTY	DESCRIPTION
7		71416130		4	BRAÇADEIRA
8		71405745		3	GRAMPO M18, M12 Bolt
9		71405770		1	BRAÇADEIRA
11		14496531		3	ARRUELA PLANA M8 x 17 x 1.6
12		16100821		1	PORCA M8, Cl 10
13		16043234		2	PARAFUSO Hex, M8 x 1.25 x 16mm, Cl 10.9, Full Thd
14		14496731		6	ARRUELA PLANA M12 x 24 x 2.5 Thk
15		11112134		4	PARAFUSO
20		11113434		1	PARAFUSO
21		10517074		1	TRAVA DA ARRUELA
22		11702921		1	PORCA M12, Cl 10
25		87550878		1	CABO ELÉTRICO Not illustrated

55.101.AA	05	p1	7/2014

CHICOTE E CONECTOR

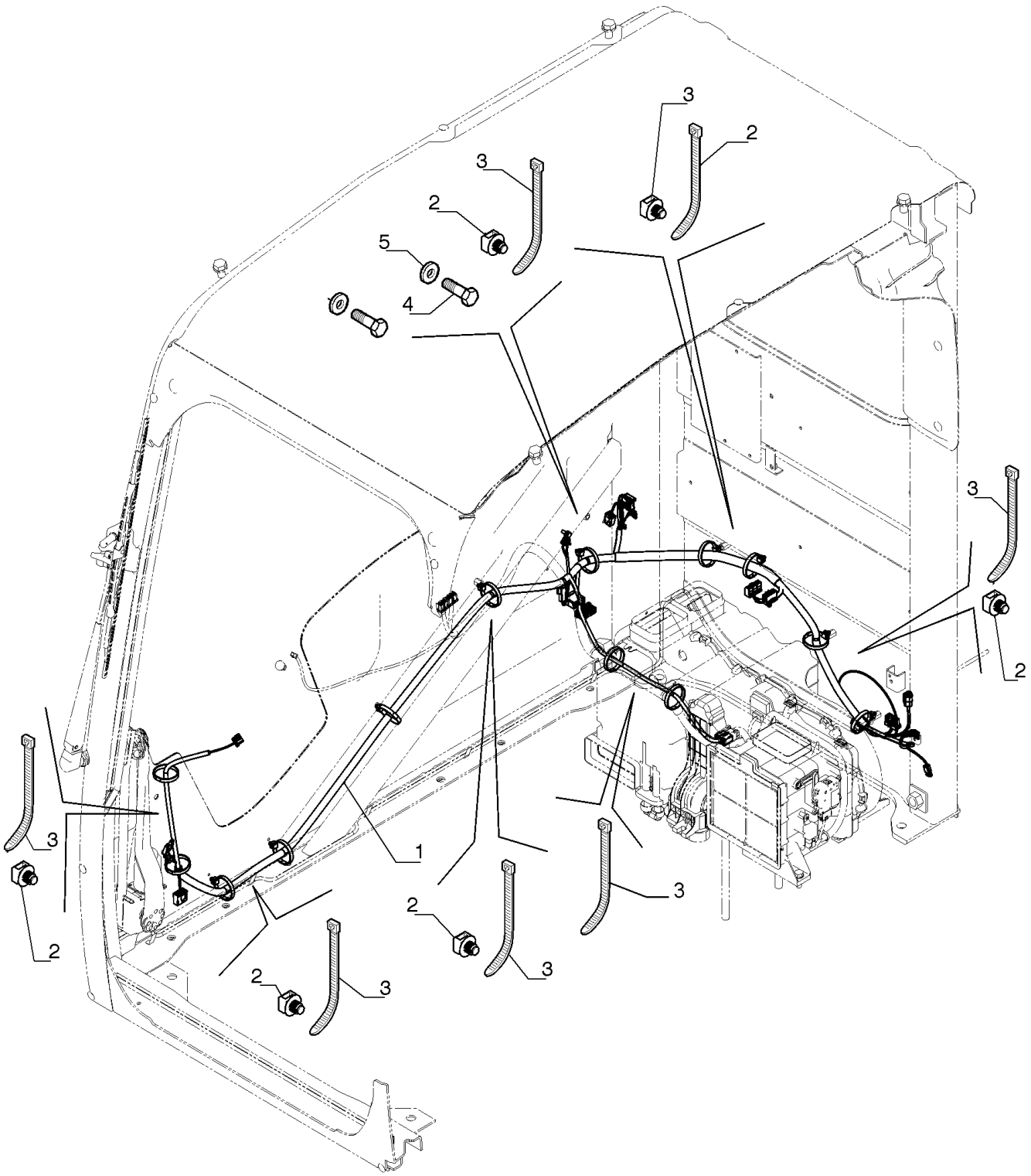

CHICOTE E CONECTOR

REF	FN	PART NUMBER	YR/SN	QTY	DESCRIPTION
1		LB14E01006P1		1	CHICOTE
2		87526680		13	COLAR DE FIXAÇÃO
3		72951499		16	GRAMPO
4		10902234		1	PARAFUSO Hex, M6 x 16mm, Cl 10.9, Full Thd
5		14496431		1	ARRUELA PLANA M6.4 x 12.5 x 1.6 Thk

55.201.AG		p1	7/2014

SOQUETE PARA RELÉ

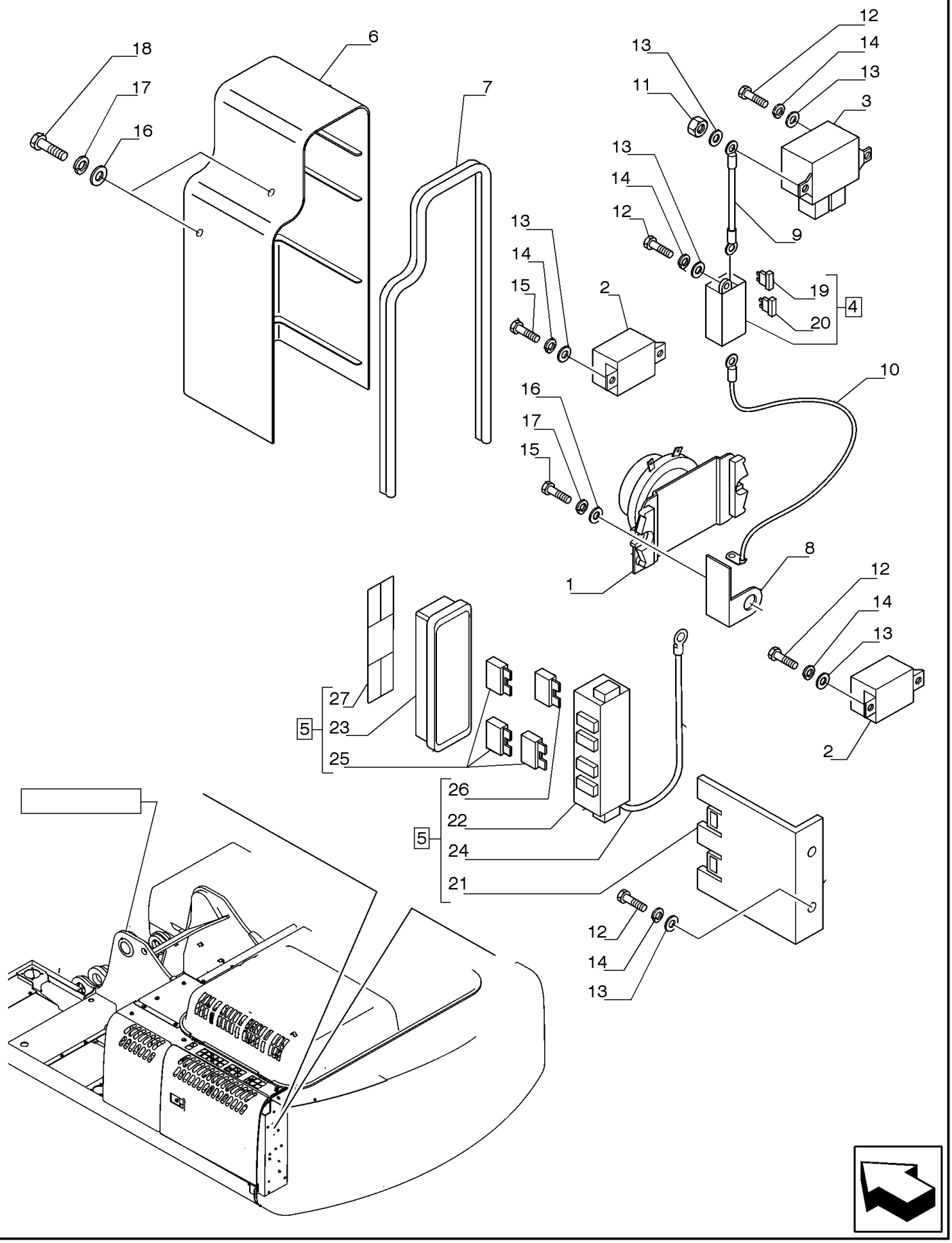

SOQUETE PARA RELÉ

REF	FN	PART NUMBER	YR/SN	QTY	DESCRIPTION
1		87559395		1	RELÉ (Used for Battery)
2		71403889		2	RELÉ 24V, 50 Amp (Used for Starter & Fuel Filter)
3		84540512		1	RELÉ (Used for Intake Grid Heater)
4		71451914		1	CAIXA DE FUSÍVEL
5		87565331		1	CAIXA DE FUSÍVEL
6		87565340		1	COBERTURA
7		87565337		1	JUNTA ADESIVA
8		87565341		1	SUPORTE
9		71452048		1	CABO ELÉTRICO
10		87565343		1	CABO ELÉTRICO
11		15896221		2	PORCA Hex, M6, 5.20mm High, Cl 10
12		14305231		10	PARAFUSO ALLEN M6 x 16mm, Cl 10.9, Full Thd
13		14496431		12	ARRUELA PLANA M6.4 x 12.5 x 1.6 Thk
14		10516471		10	TRAVA DA ARRUELA
15		16043631		2	PARAFUSO Hex, M8 x 25mm, Cl 10.9, Full Thd
16		14496531		4	ARRUELA PLANA M8 x 17 x 1.6
17		10516671		4	TRAVA DA ARRUELA
18		16043431		2	PARAFUSO Hex, M8 x 1.25 x 20mm, Cl 10.9, Full Thd
19		71451490		1	ALOJAMENTO
20		71451489		1	FUSÍVEL 150 Amp
21		87565332		1	SUPORTE
22		87565334		1	CAIXA
23		87565335		1	COBERTURA
24		87565336		1	CHICOTE
25		11055690		3	FUSÍVEL 60 Amp
26		87559396		1	FUSÍVEL 100amp
27		87565339		1	ADESIVO

55.201.AH		p1	7/2014

PAINEL DE INSTRUMENTOS, CHAVE DE PARTIDA

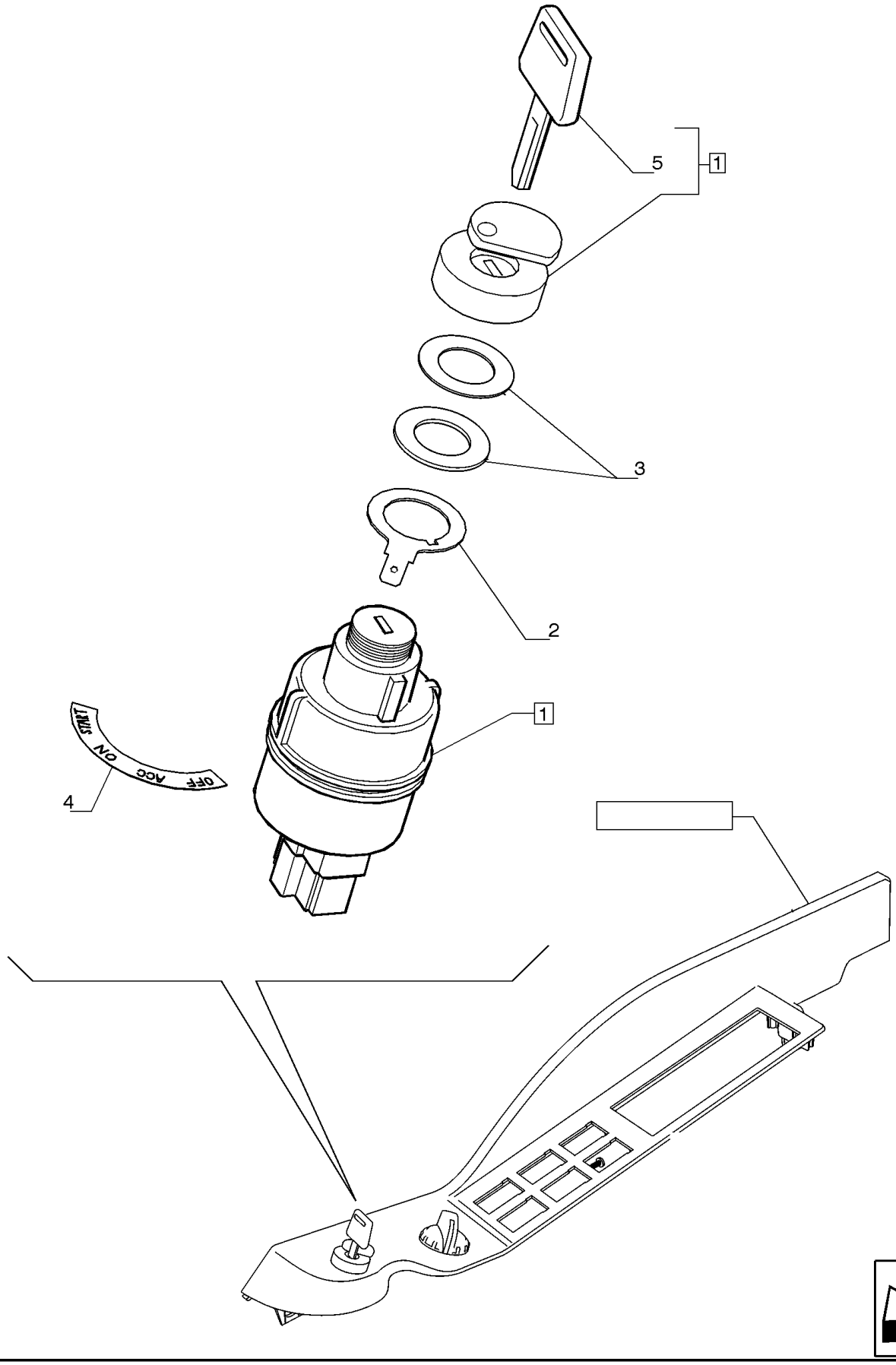

PAINEL DE INSTRUMENTOS, CHAVE DE PARTIDA

REF	FN	PART NUMBER	YR/SN	QTY	DESCRIPTION
1		72953349		1	INTERRUPTOR INTERMITENTE
2		YN01E01021P1		1	TERMINAL
3		YN17M01345P1		2	ARRUELA PLANA
4		YN17M01463P1		1	ADESIVO
5		72951984		1	CHAVE DE PARTIDA

55.302.AG	01	p1	7/2014

BATERIA

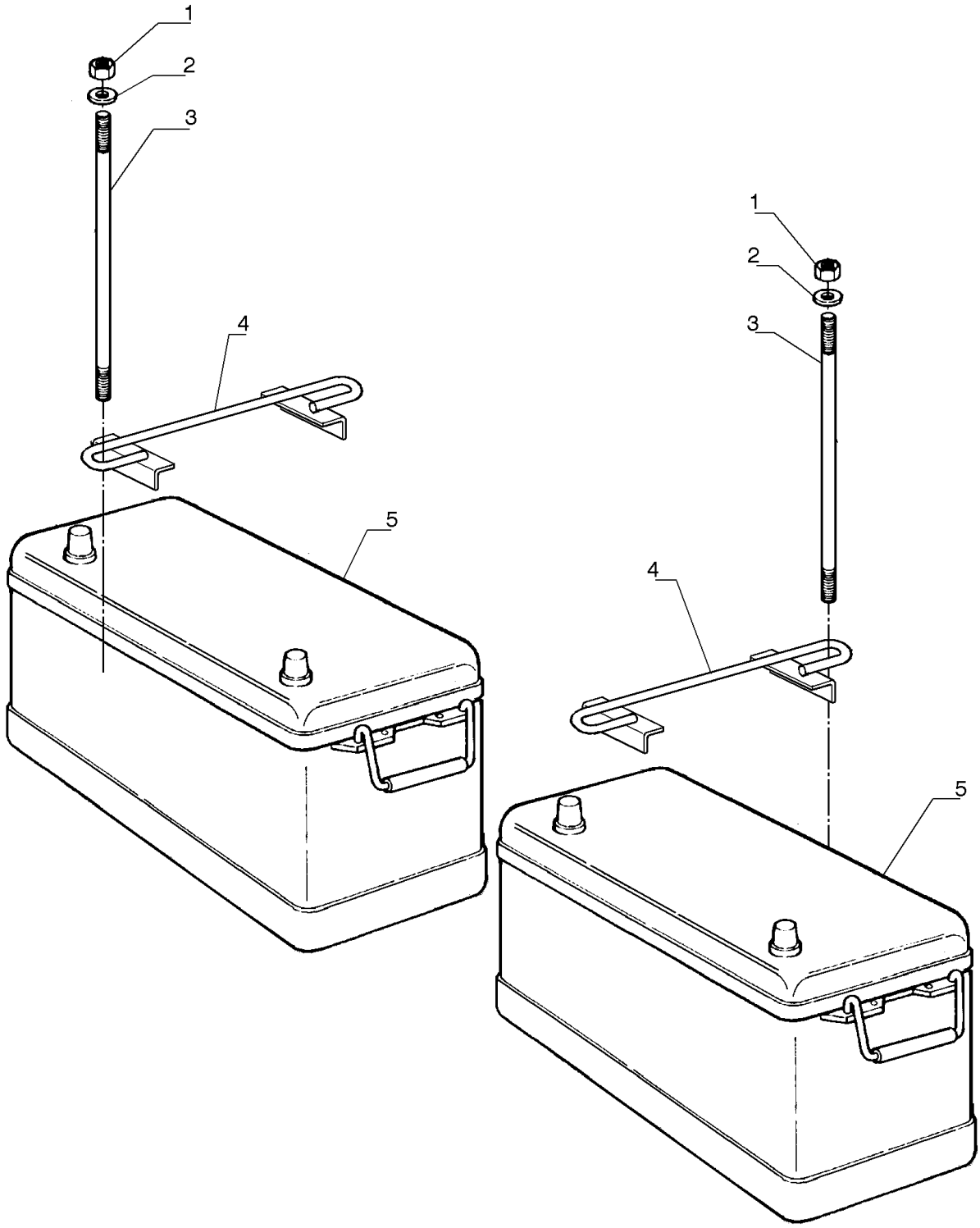

BATERIA

REF	FN	PART NUMBER	YR/SN	QTY	DESCRIPTION
1		825-1408		4	PORCA M8, Cl 8
2		12645031		4	ARRUELA PLANA M8.45 x 21 x 3 Thk, HT
3		75248827		4	PARAFUSO
4		75259613		2	SUPORTE
5		84251802		2	BATERIA ÚMIDA

55.404.AC		p1	7/2014

FAROL ROTATIVO

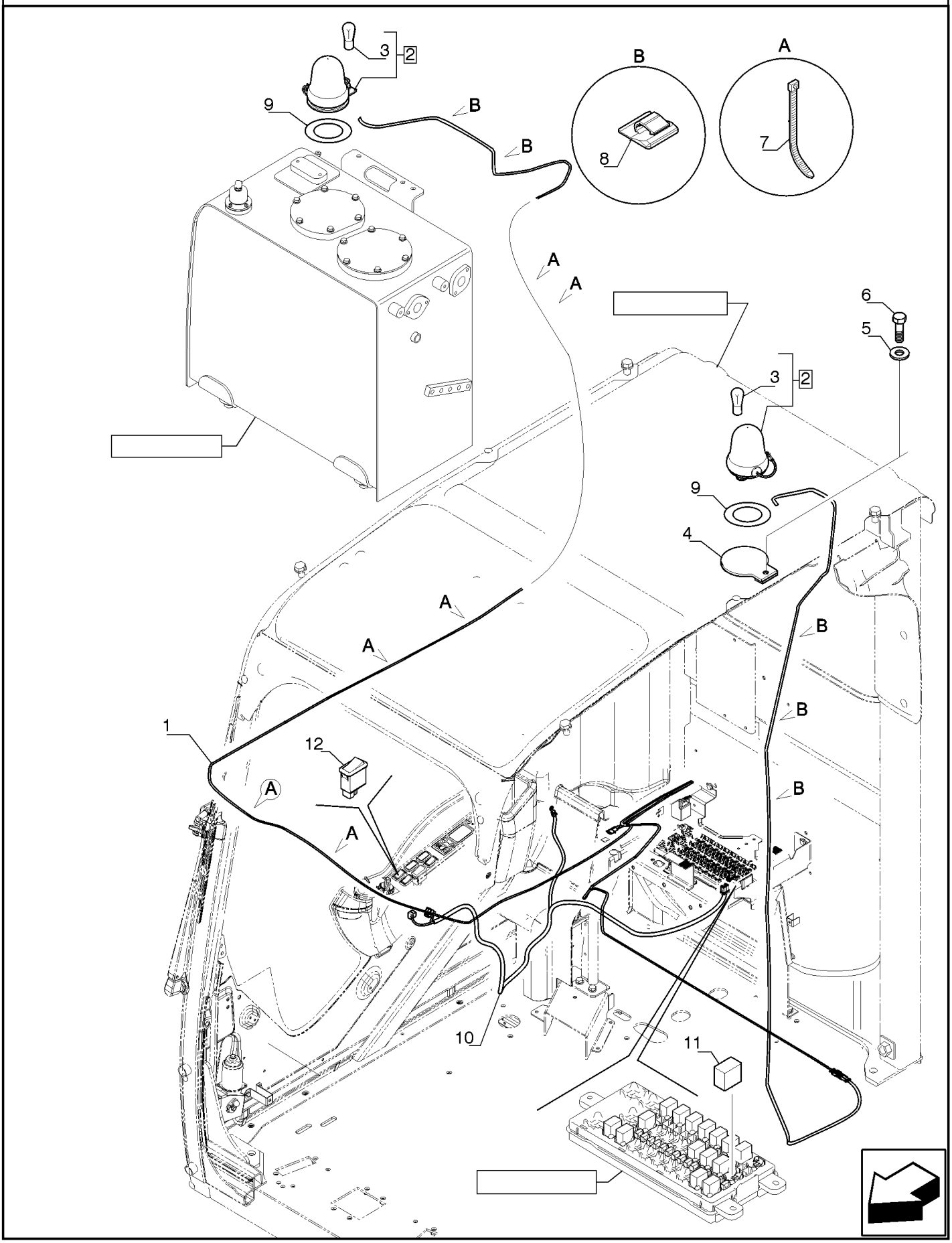

FAROL ROTATIVO

REF	FN	PART NUMBER	YR/SN	QTY	DESCRIPTION
1		LB13E01043P1		1	CHICOTE
2		71449470		2	LUZ DE SINALIZAÇÃO Assy, Contains 3A
3		14151190		1	LÂMPADA
4		LB13E01046P1		1	SUPORTE
5		71405003		1	ARRUELA PLANA
6		11127434		1	PARAFUSO
7		72951499		20	GRAMPO
8		71451259		16	COLAR
9		84175610		2	ADESIVO
10		LB13E01051P1		1	CHICOTE
11		87559156		1	RELÉ
12		84164716		1	INTERRUPTOR LUZ DE ALERTA

55.404.AF	01	p1	7/2014

LUZ, BRAÇO LANÇA

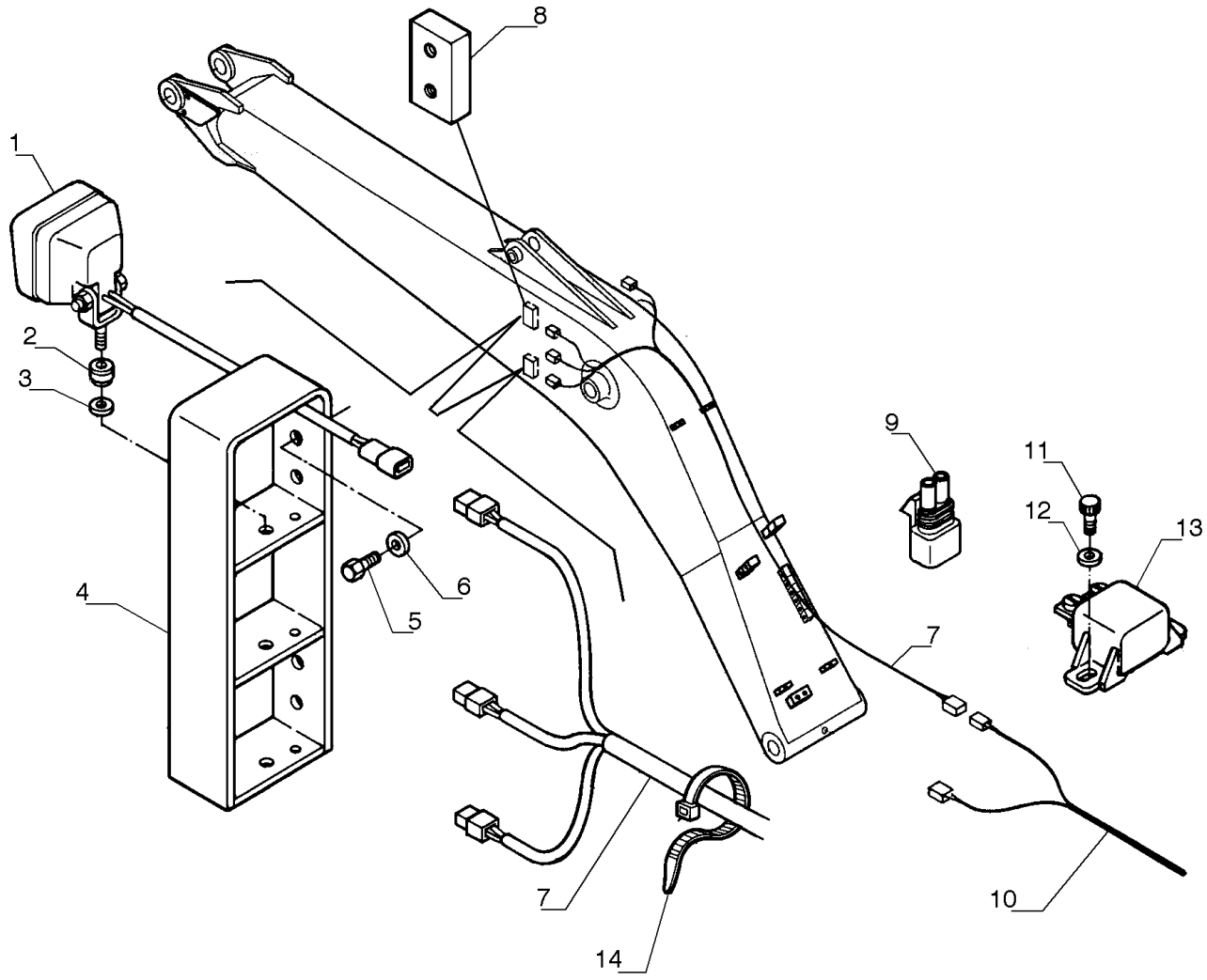

LUZ, BRAÇO LANÇA

REF	FN	PART NUMBER	YR/SN	QTY	DESCRIPTION
1		75264858		4	LUZ
2		79089658		4	PASTILHA
3		12646821		4	ARRUELA PLANA M10 x 25 x 2
4		47444895		2	SUPORTE
5		11112231		8	PARAFUSO Hex, M12 x 1.75 x 25mm, Cl 10.9, Full Thd
6		10520021		8	ARRUELA PLANA M12 x 22 x 3
7		87470124		1	CHICOTE
8		75256028		4	BLOCO
9		75283949		1	ELEMENTO DE DIODO
10		47428100		4	CHICOTE
11		14305231		2	PARAFUSO ALLEN M6 x 16mm, Cl 10.9, Full Thd
12		10516471		2	TRAVA DA ARRUELA
13		71403889		1	RELÉ 24V, 50 Amp
14		75201642		15	BRAÇADEIRA

55.404.AF	02	p1	7/2014

LUZ, BRAÇO LANÇA

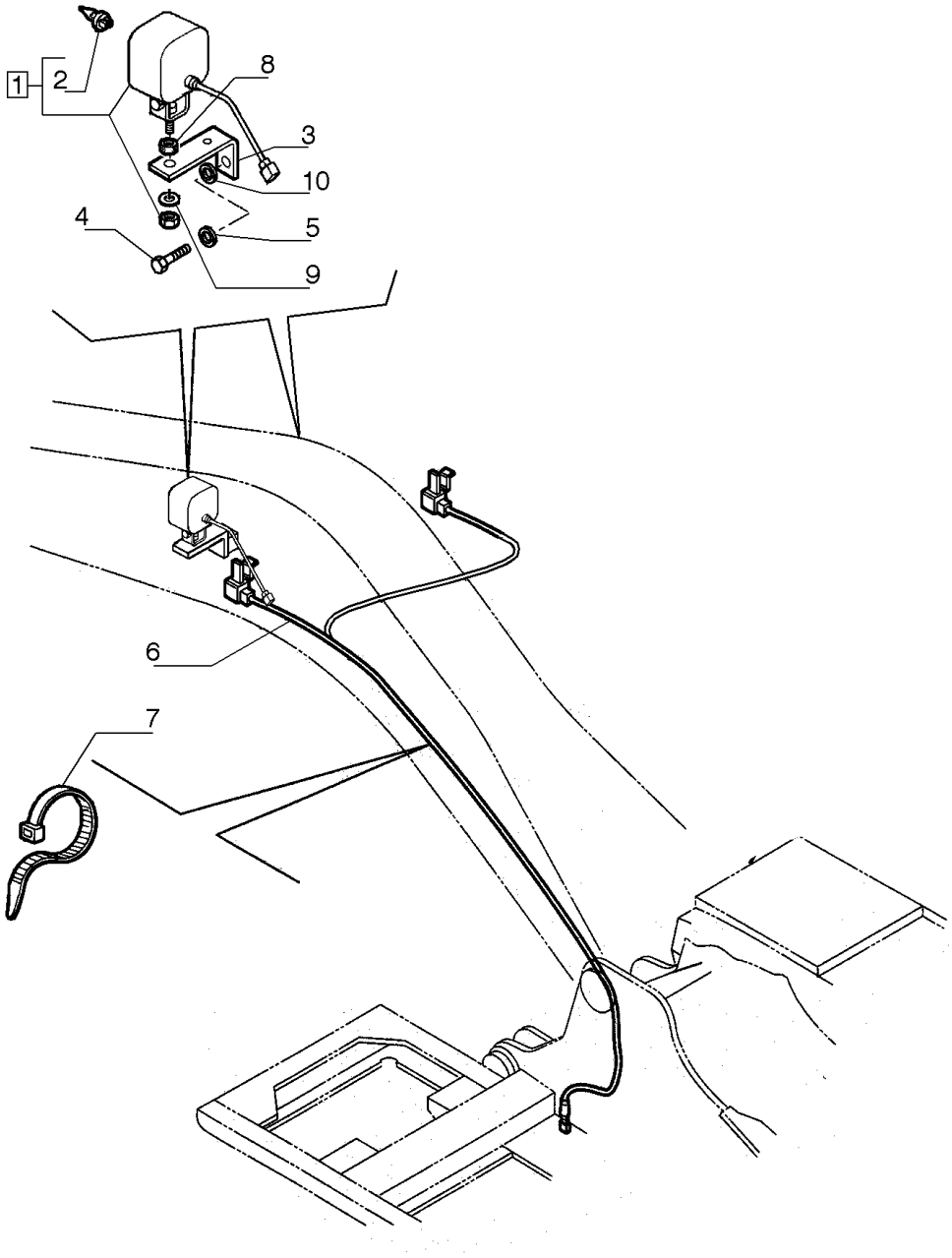

LUZ, BRAÇO LANÇA

REF	FN	PART NUMBER	YR/SN	QTY	DESCRIPTION
1		75264858		3	LUZ
2		79069460		1	LÂMPADA
3		75261952		2	SUPORTE
4		11115331		2	PARAFUSO Hex, M14 x 25mm, Cl 10.9, Full Thd
5		10517171		2	TRAVA DA ARRUELA
6		47471035		1	CHICOTE
7		75201641		AR	BRAÇADEIRA
8		79089658		3	PASTILHA
9		12646821		2	ARRUELA PLANA M10 x 25 x 2
10		10520101		2	ARRUELA PLANA M14 x 26 x 3

55.404.AF	03	p1	7/2014

LUZ, BRAÇO LANÇA

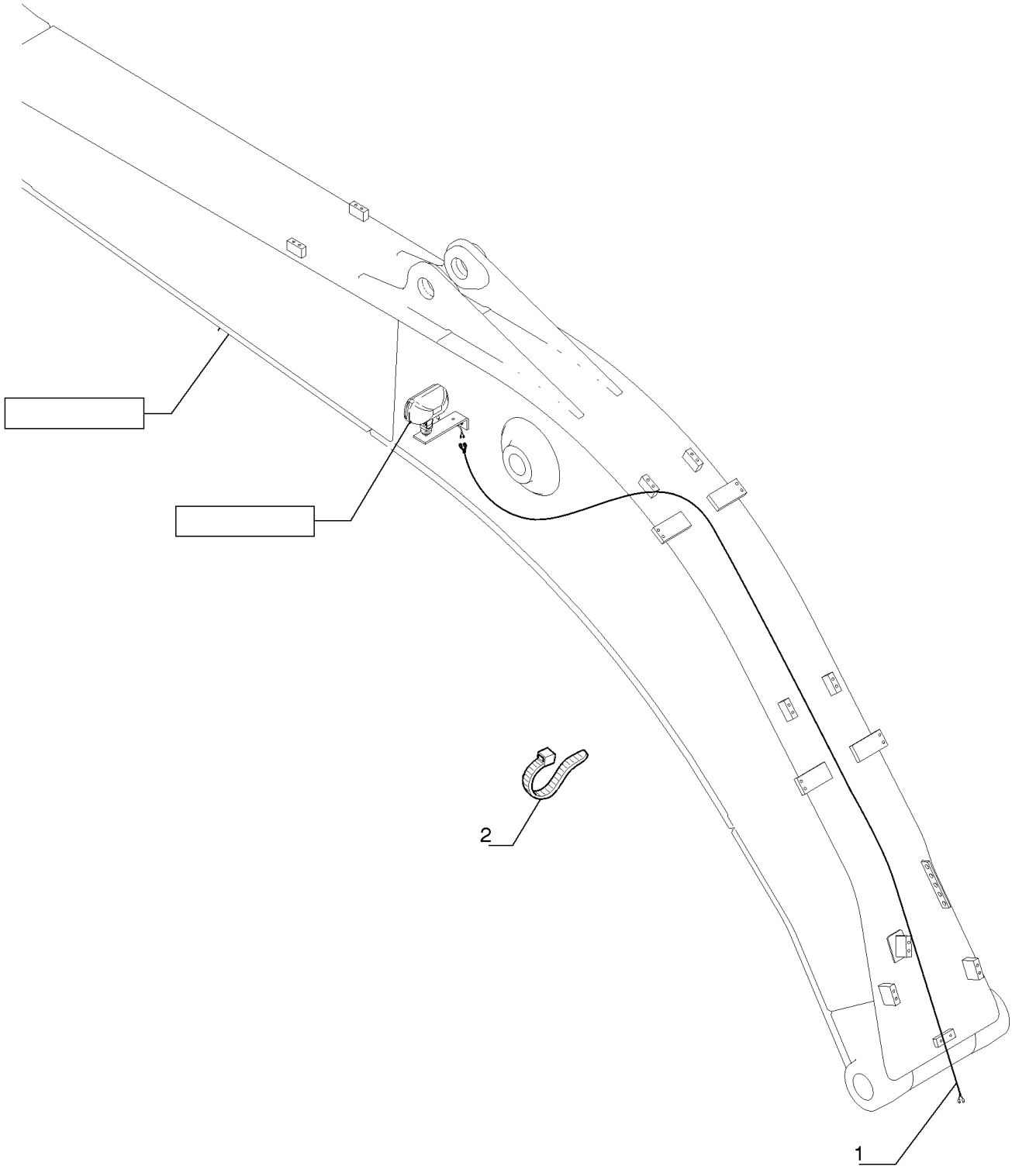

LUZ, BRAÇO LANÇA

REF	FN	PART NUMBER	YR/SN	QTY	DESCRIPTION
1		LB15E01006P1		1	CHICOTE
2		72951499		8	GRAMPO

55.404.AL	01	p1	7/2014

LUZ, DIANTEIRA

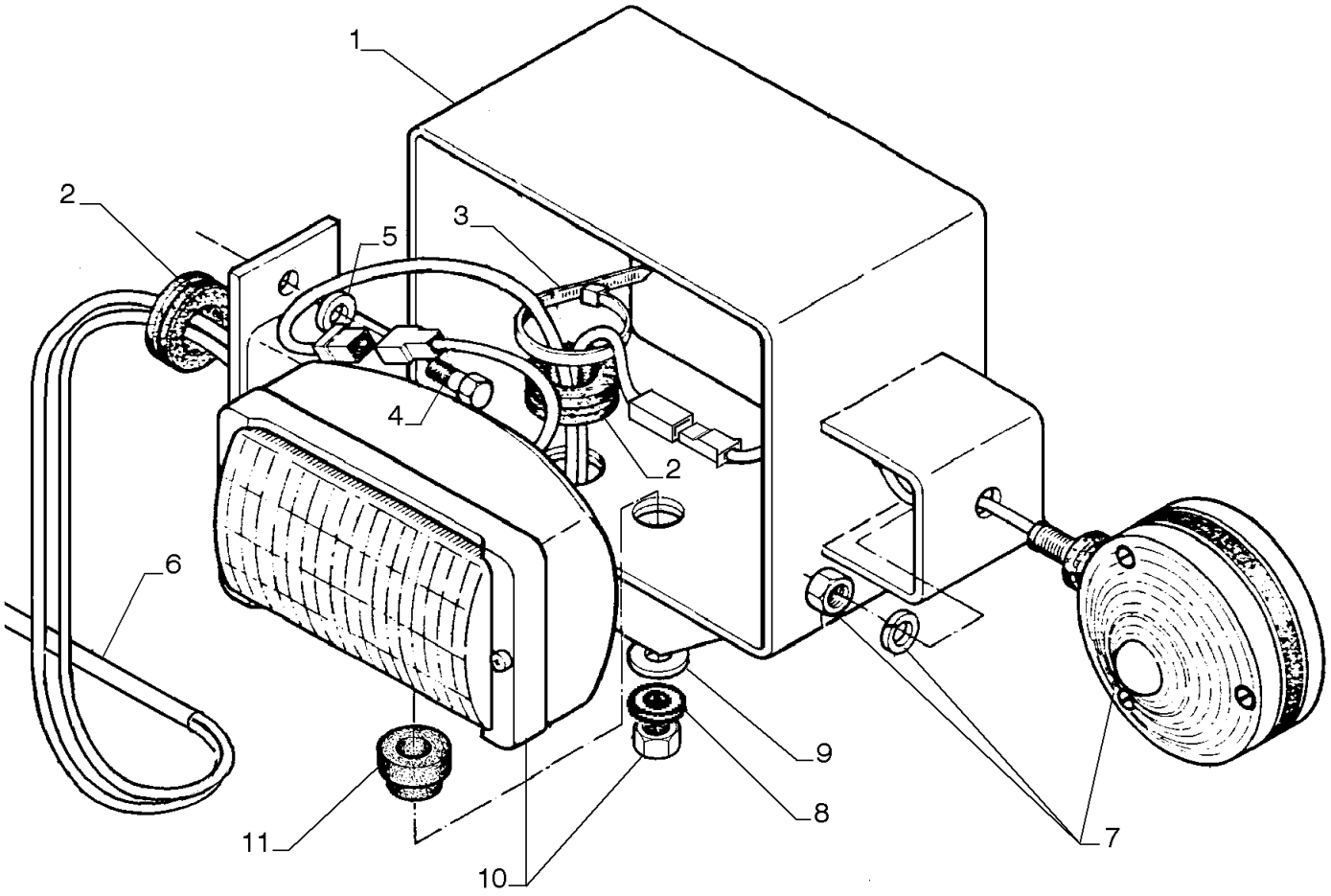

LUZ, DIANTEIRA

REF FN	PART NUMBER	YR/SN	QTY	DESCRIPTION
1	87365495		1	SUPORTE RH
1	87365494		1	SUPORTE LH
2	76021800		4	ANEL
3	L18331		10	PRENDEDOR DE CABOS
4	16043431		4	PARAFUSO Hex, M8 x 1.25 x 20mm, Cl 10.9, Full Thd
5	10519601		4	ARRUELA PLANA M8 x 17 x 2
6	47365557		1	CHICOTE
7	87623169		2	LUZ
8	75252602		2	ARRUELA PLANA
9	70925311		1	ARRUELA PLANA
10	75247405		2	LÂMPADA Front
11	79089658		2	PASTILHA

55.404.AL	02	p1	7/2014

LUZ, TRASEIRA

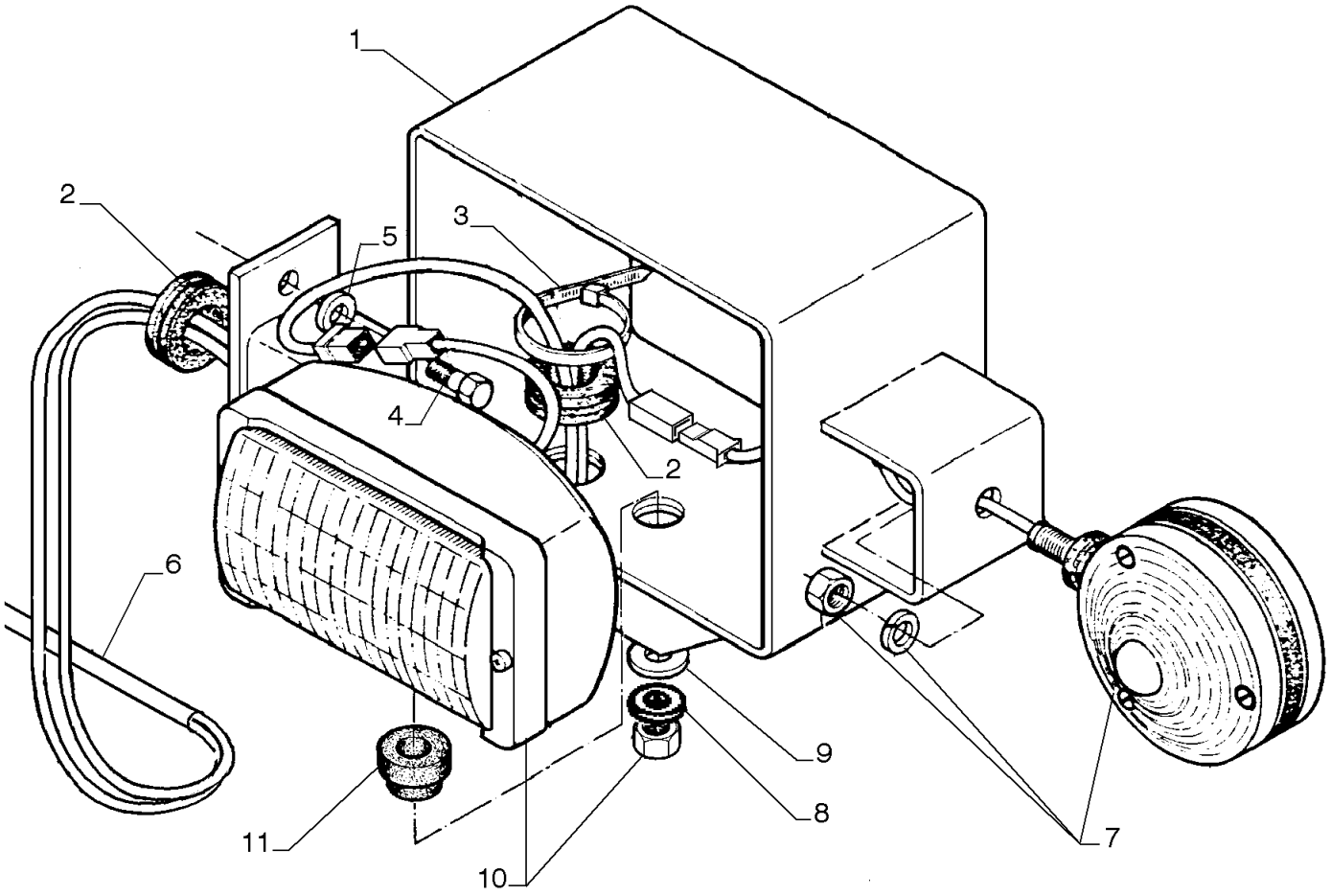

LUZ, TRASEIRA

REF FN	PART NUMBER	YR/SN	QTY	DESCRIPTION
1	84301094		1	SUPORTE RH
1	84301103		1	SUPORTE LH
2	76021800		4	ANEL
3	L18331		10	PRENDEDOR DE CABOS
4	16043431		4	PARAFUSO Hex, M8 x 1.25 x 20mm, Cl 10.9, Full Thd
5	10519601		4	ARRUELA PLANA M8 x 17 x 2
6	47365557		1	CHICOTE
7	87623169		2	LUZ
8	75252602		2	ARRUELA PLANA
9	70925311		1	ARRUELA PLANA
10	75247405		2	LÂMPADA Front
11	79089658		2	PASTILHA

55.404.AL	03	p1	7/2014

LUZ DE TRABALHO

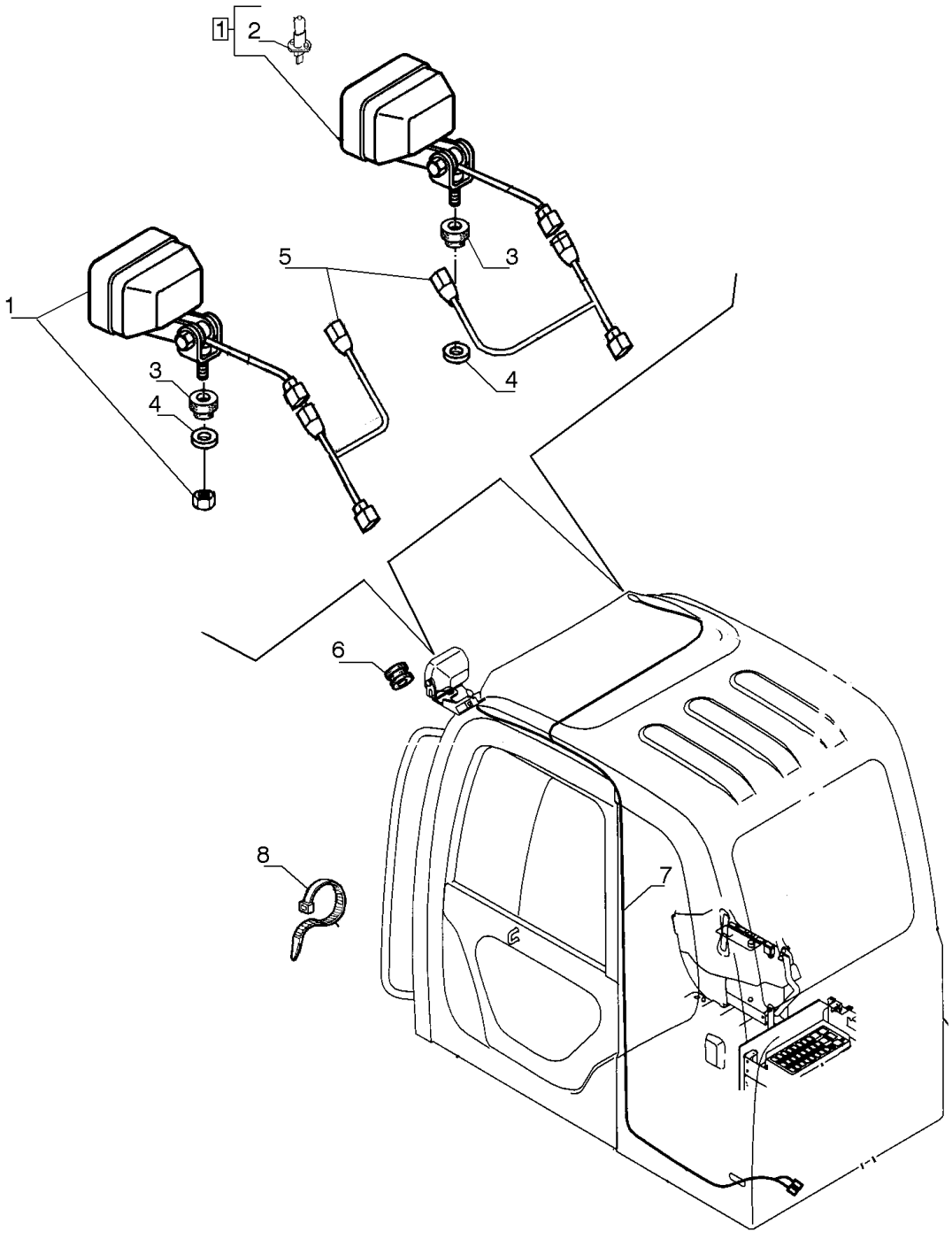

LUZ DE TRABALHO

REF	FN	PART NUMBER	YR/SN	QTY	DESCRIPTION
1		75264237		4	LUZ
2		75288330		4	LÂMPADA
3		79089658		4	PASTILHA
4		12646821		4	ARRUELA PLANA M10 x 25 x 2
5		87551689		2	CHICOTE
6		75203027		2	KIT DE REVISÃO DO MOTOR
7		47499410		1	CHICOTE
8		75201642		10	BRAÇADEIRA

55.404.BS		p1	7/2014

LUZ DE TRABALHO

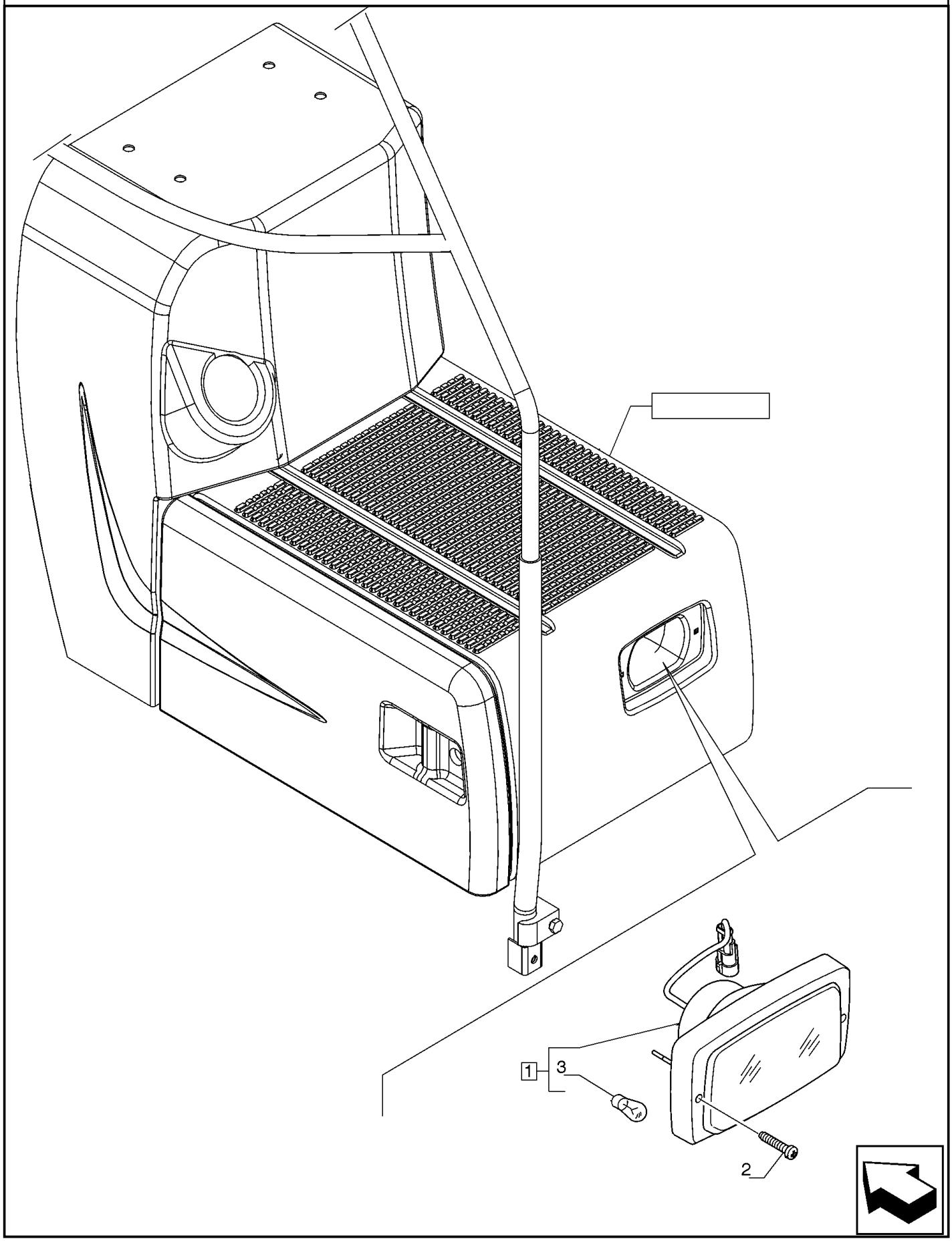

LUZ DE TRABALHO

REF	FN	PART NUMBER	YR/SN	QTY	DESCRIPTION
1		LB80S00001F1		1	LUZ Assy, Contains Ref. 3
2		13272811		2	PARAFUSO Pozidriv Pan Hd, M4 x 30mm, Cl 5.8
3		79069460		1	LÂMPADA Incl. in Ref. 1

55.405.CI		p1	7/2014

INTERRUPTOR, PAINEL DE INSTRUMENTOS

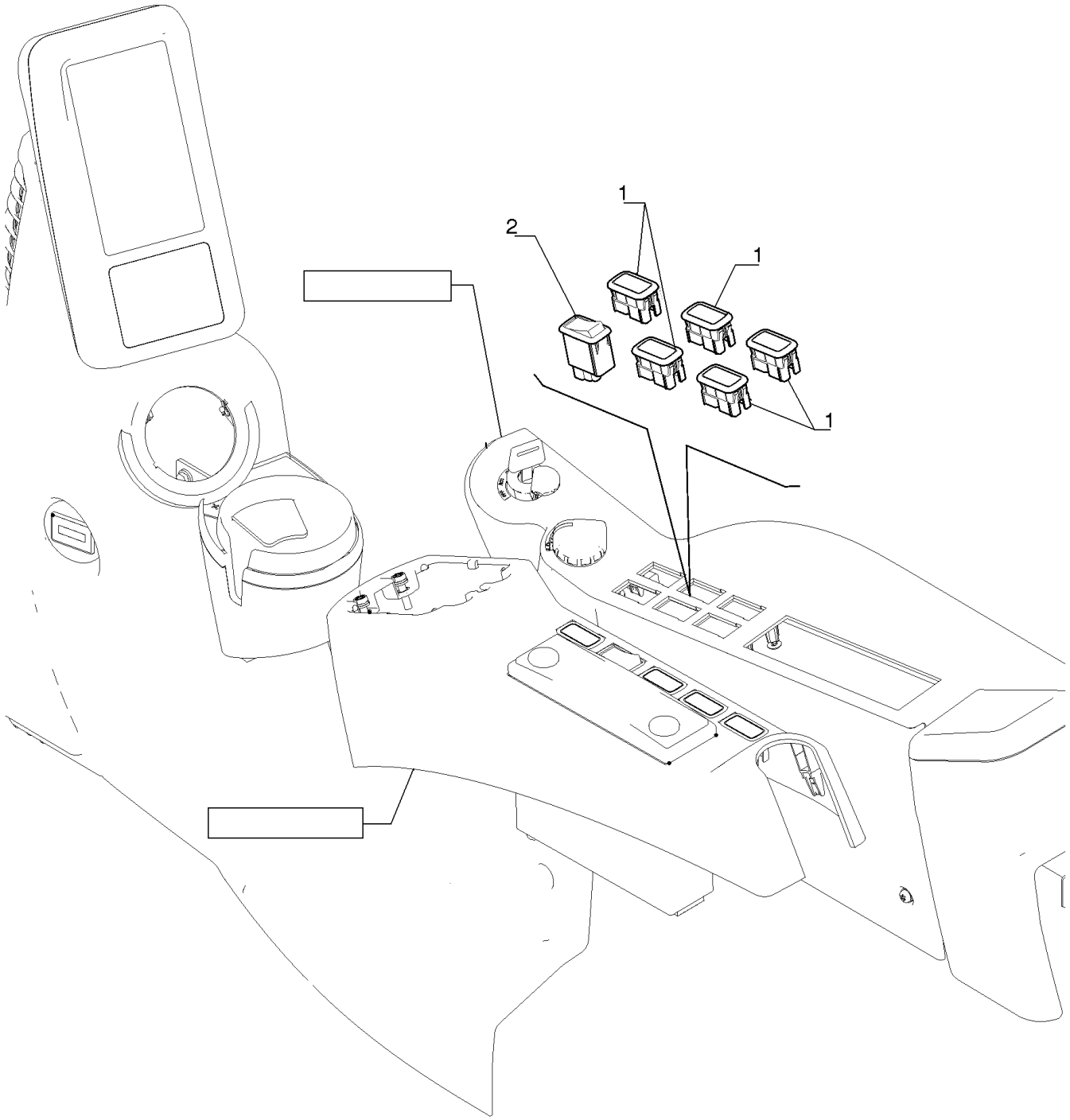

INTERRUPTOR, PAINEL DE INSTRUMENTOS

REF	FN	PART NUMBER	YR/SN	QTY	DESCRIPTION
1		87527533		5	BUJÃO
2		87527530		1	INTERRUPTOR

55.408.AG		p1	7/2014

BUZINA

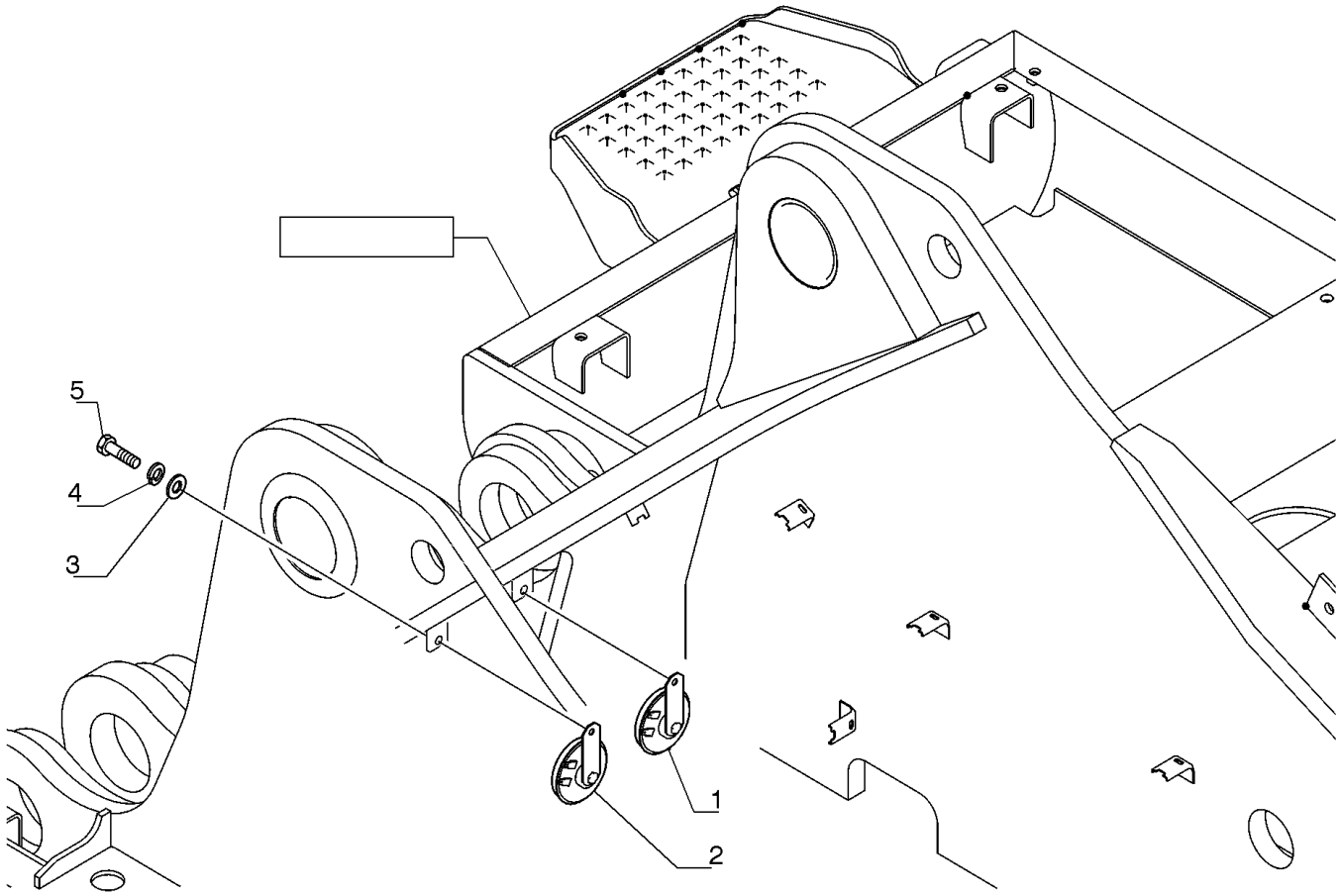

BUZINA

REF	FN	PART NUMBER	YR/SN	QTY	DESCRIPTION
1		87357734		1	BUZINA 24V - 400HZ
2		87565344		1	BUZINA 24V - 300HZ
3		14496531		2	ARRUELA PLANA M8 x 17 x 1.6
4		10516674		2	TRAVA DA ARRUELA M8
5		16043434		2	PARAFUSO Hex, M8 x 1.25 x 20mm, Cl 10.9, Full Thd

55.408.BE		p1	7/2014

TRASEIRO, ALARME

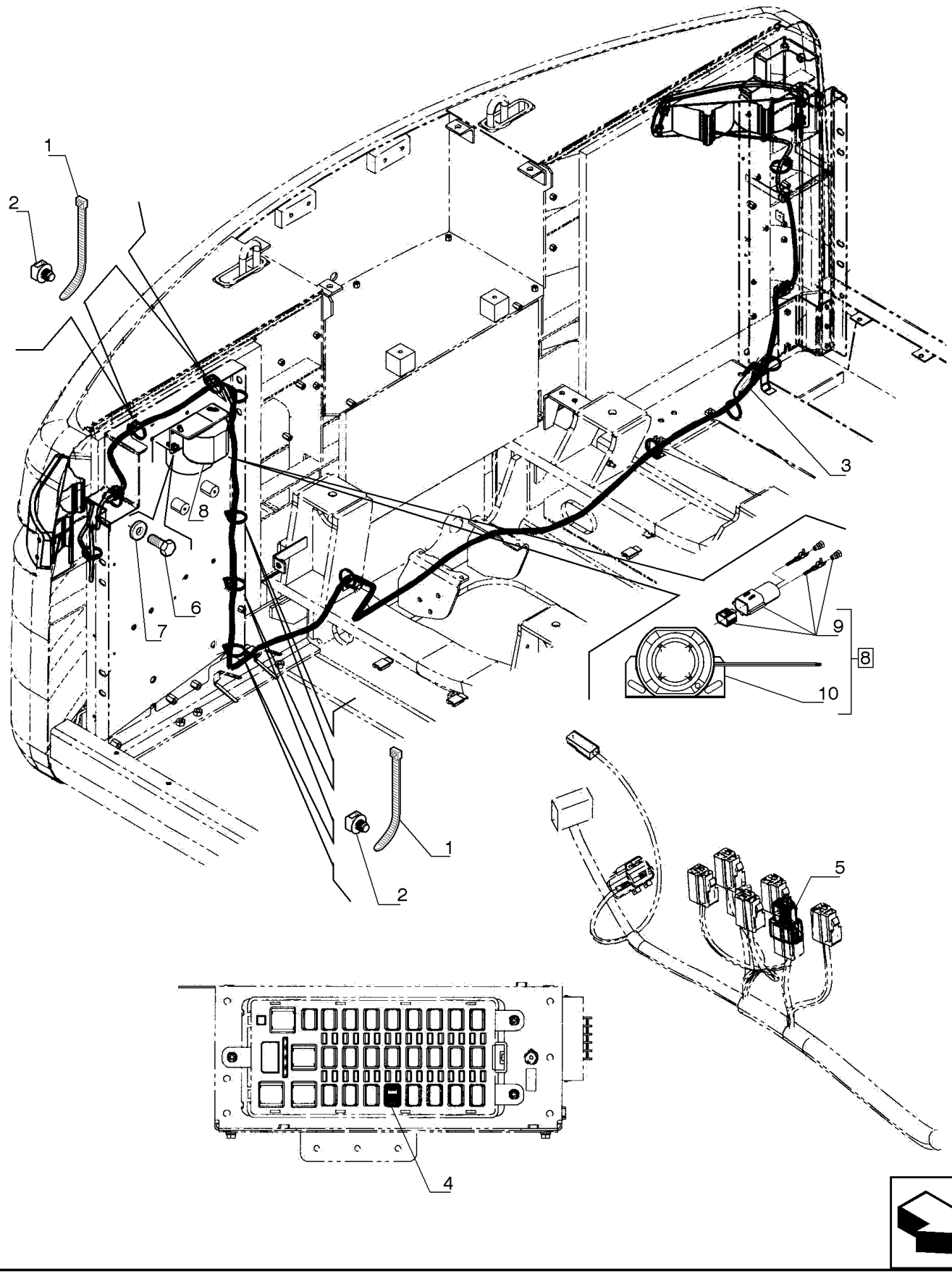

TRASEIRO, ALARME

REF	FN	PART NUMBER	YR/SN	QTY	DESCRIPTION
1		72951499		12	GRAMPO
2		87526680		8	COLAR DE FIXAÇÃO
3		YN13E01630P1		1	CHICOTE
4		87559156		1	RELÉ
5		LC53E01004P1		1	CHICOTE
6		16043434		2	PARAFUSO Hex, M8 x 1.25 x 20mm, Cl 10.9, Full Thd
7		14496531		2	ARRUELA PLANA M8 x 17 x 1.6
8		LS53S00001F1		1	ALARME
9		YN53S01003P1		1	ALARME
10		YN53S00005P1		1	ALARME

55.408.CA		p1	7/2014

CONJUNTO, LUZ DE INSTRUMENTO

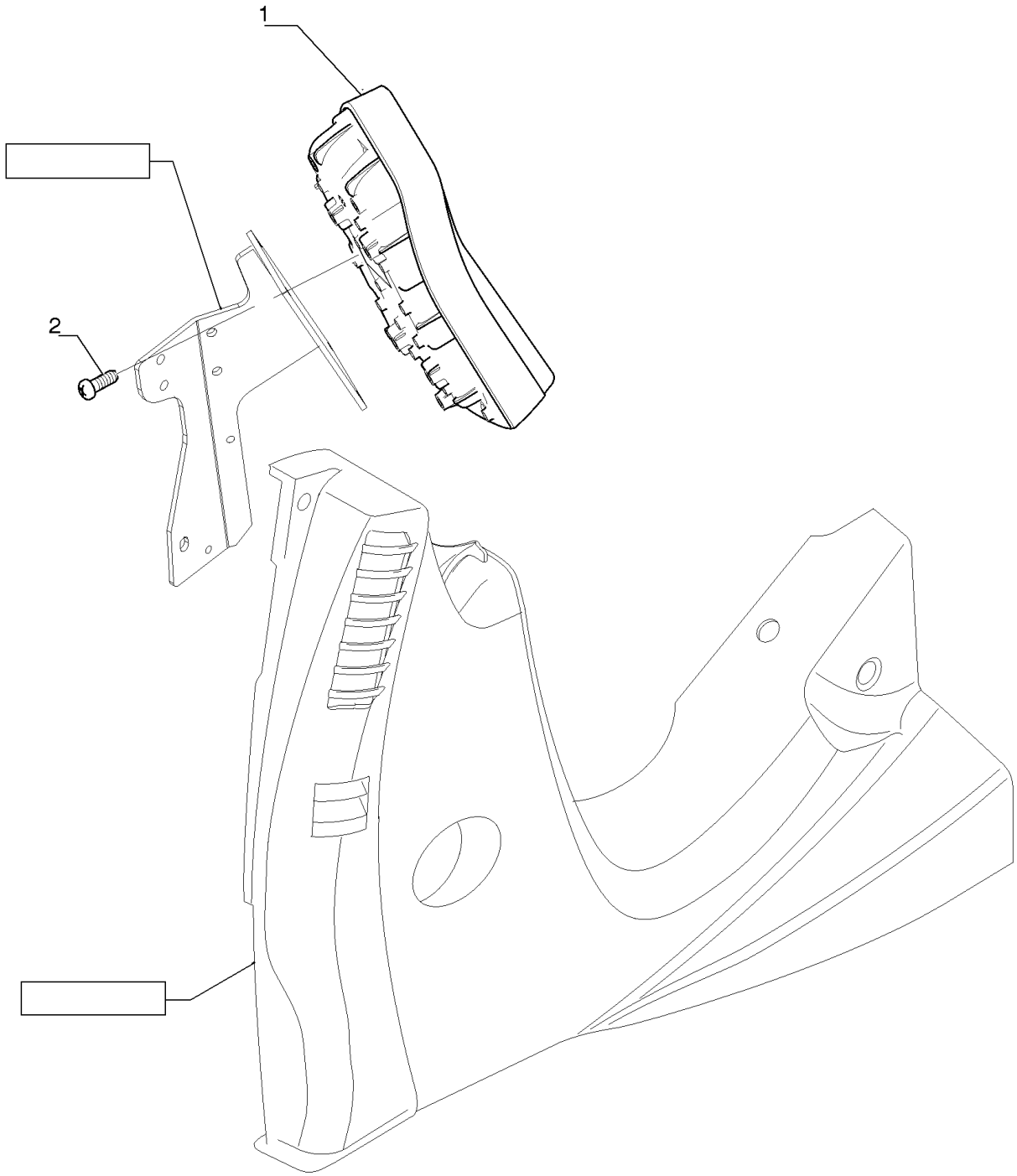

CONJUNTO, LUZ DE INSTRUMENTO

REF	FN	PART NUMBER	YR/SN	QTY	DESCRIPTION
1		YN59S00028F5		1	CONJUNTO DE INSTRUMENTOS
2		72209121		4	PARAFUSO

55.510.AG		p1	7/2014

CHICOTE, CABINE

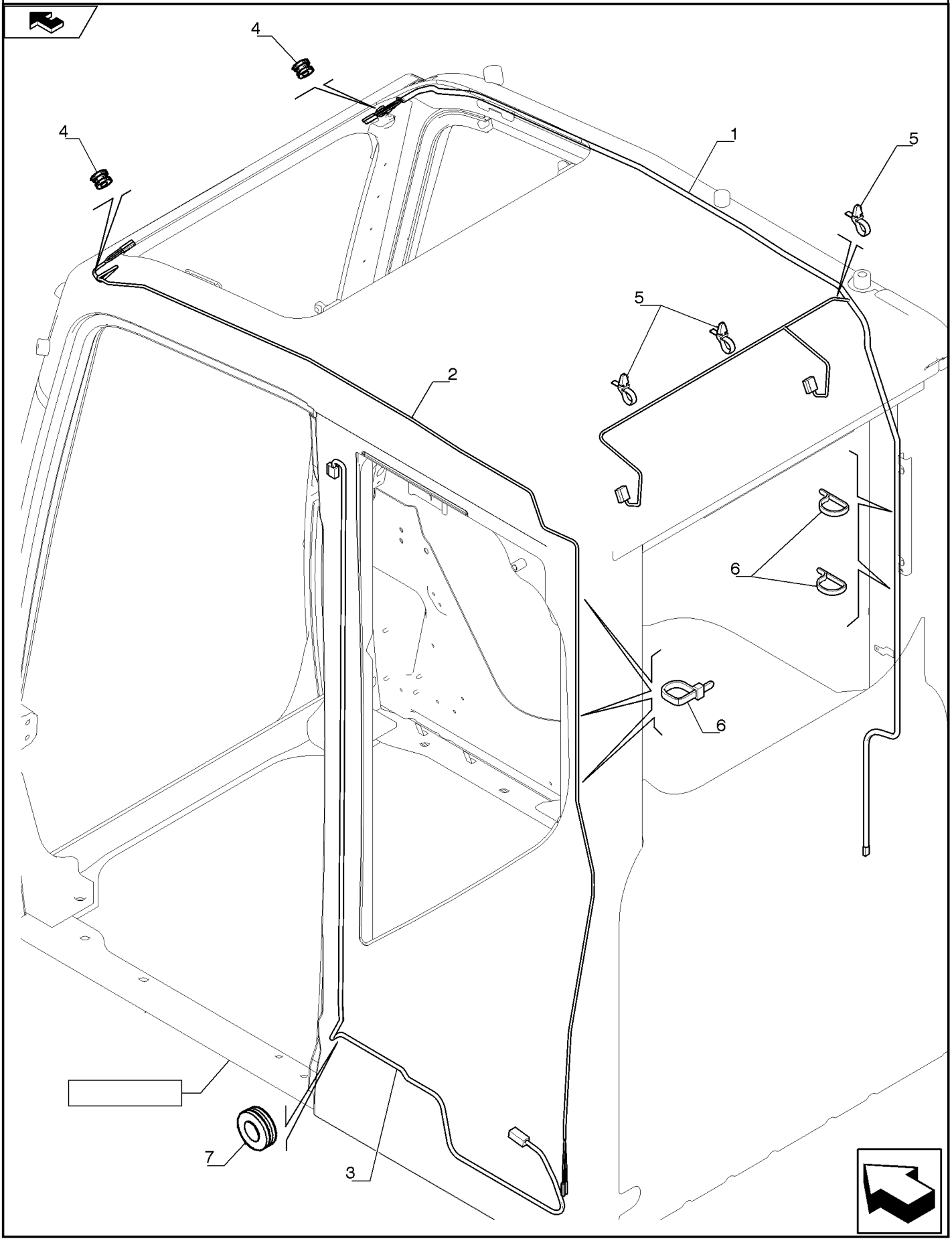

CHICOTE, CABINE

REF	FN	PART NUMBER	YR/SN	QTY	DESCRIPTION
1		LQ14E00014S001		1	CHICOTE
2		LQ14E00014S002		1	CHICOTE
3		LQ14E00014S003		1	CHICOTE
4		LQ14E00014S004		2	ANEL DE BORRACHA
5		LQ14E00014S005		3	COLAR
6		LQ14E00014S006		5	COLAR
7		LQ14E00014S007		1	ANEL DE BORRACHA

55.510.BL	01	p1	7/2014

RÁDIO, CONVERSOR

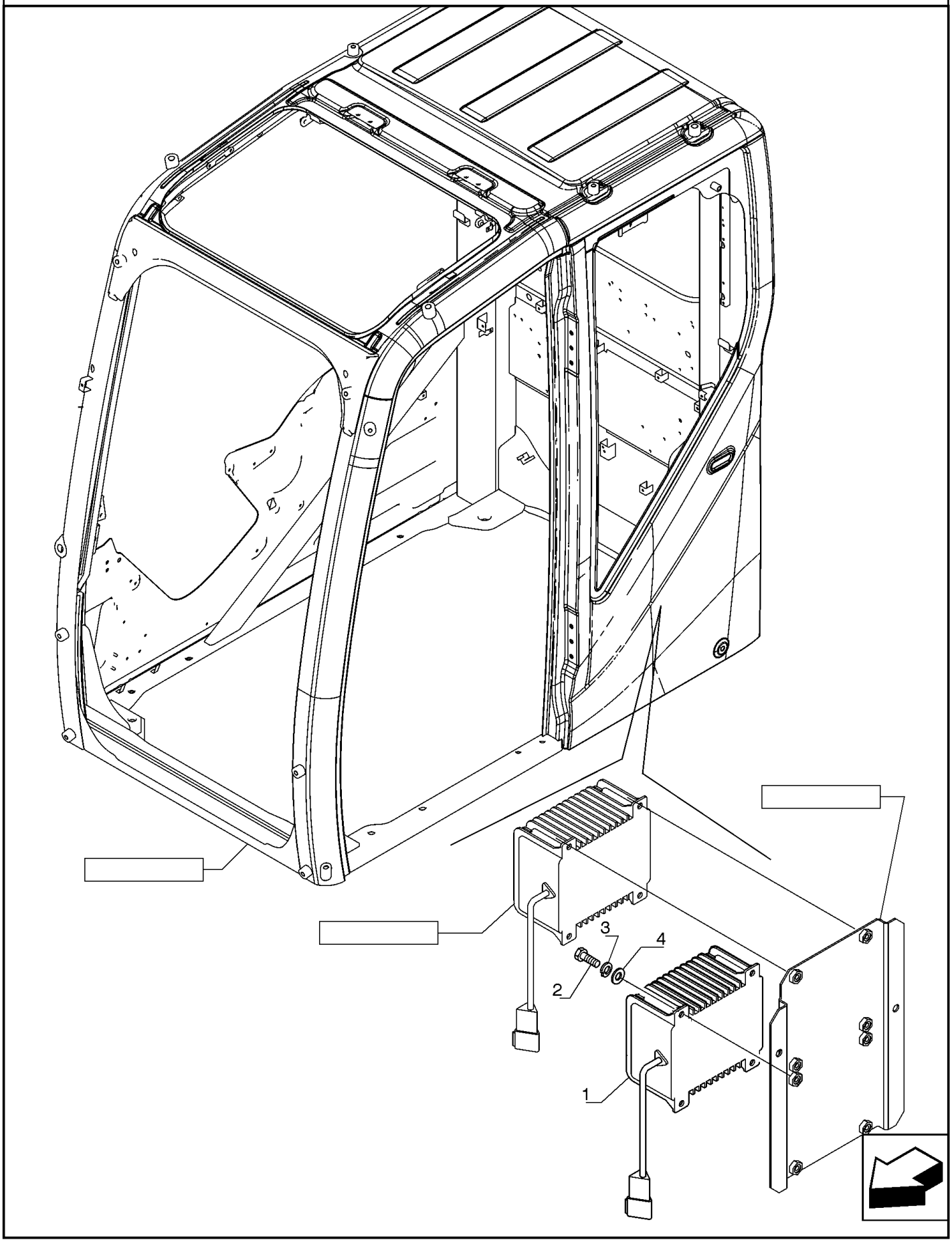

RÁDIO, CONVERSOR

REF	FN	PART NUMBER	YR/SN	QTY	DESCRIPTION
1		84130880		1	REGULADOR DE TENSÃO
2		14304631		4	PARAFUSO ALLEN M5 x 14mm, Cl 10.9, Full Thd
3		892-1105		4	TRAVA DA ARRUELA M5
4		10519301		4	ARRUELA PLANA M5 x 9.55 x 1

55.510.BL	02	p1	7/2014

REGULADOR DE TENSÃO, CONVERSOR

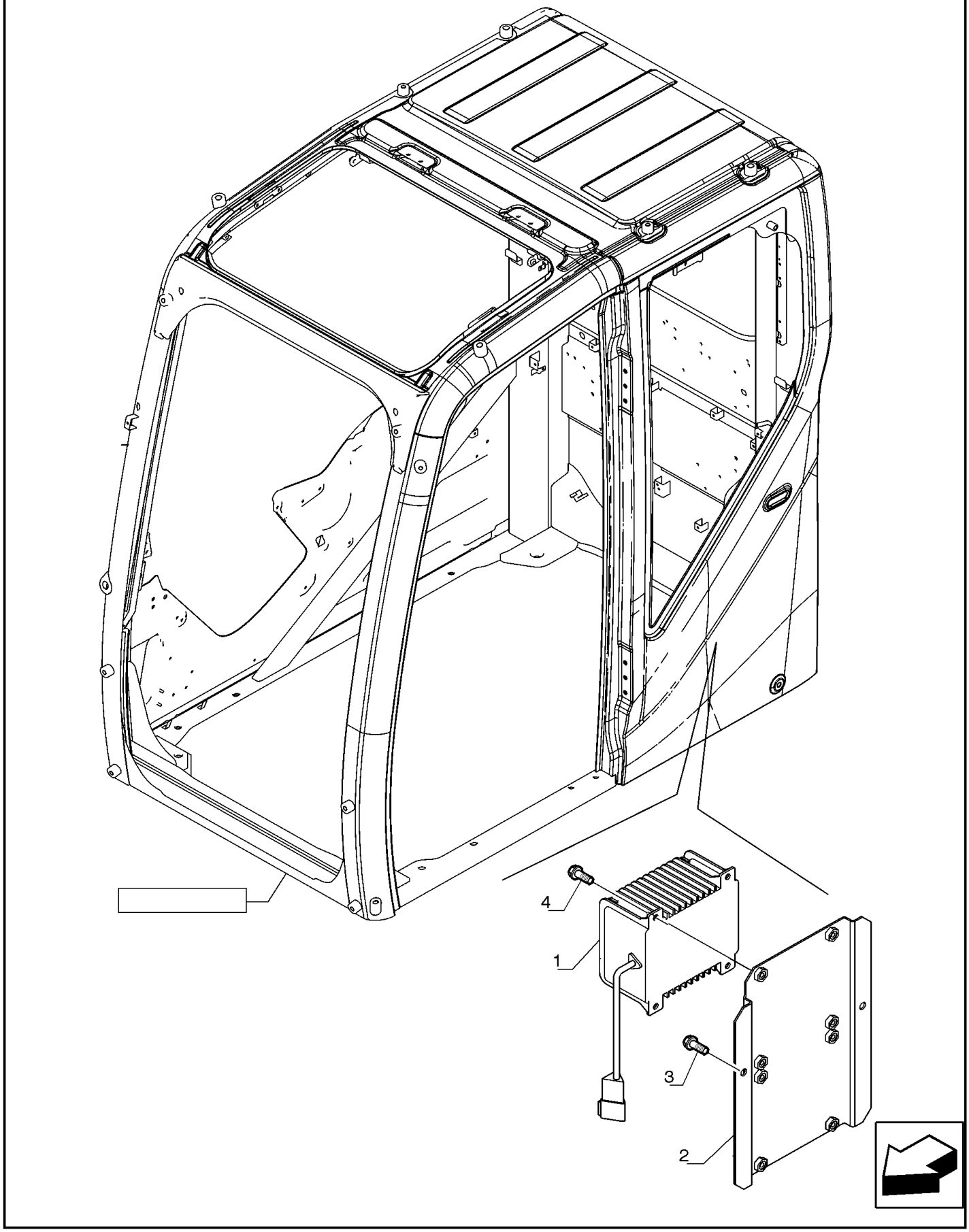

REGULADOR DE TENSÃO, CONVERSOR

REF	FN	PART NUMBER	YR/SN	QTY	DESCRIPTION
1		84130880		1	REGULADOR DE TENSÃO
2		LB22E01004P1		1	SUPORTE
3		72209121		2	PARAFUSO
4		72952742		4	PARAFUSO

55.512.AA	01	p1	7/2014

RÁDIO

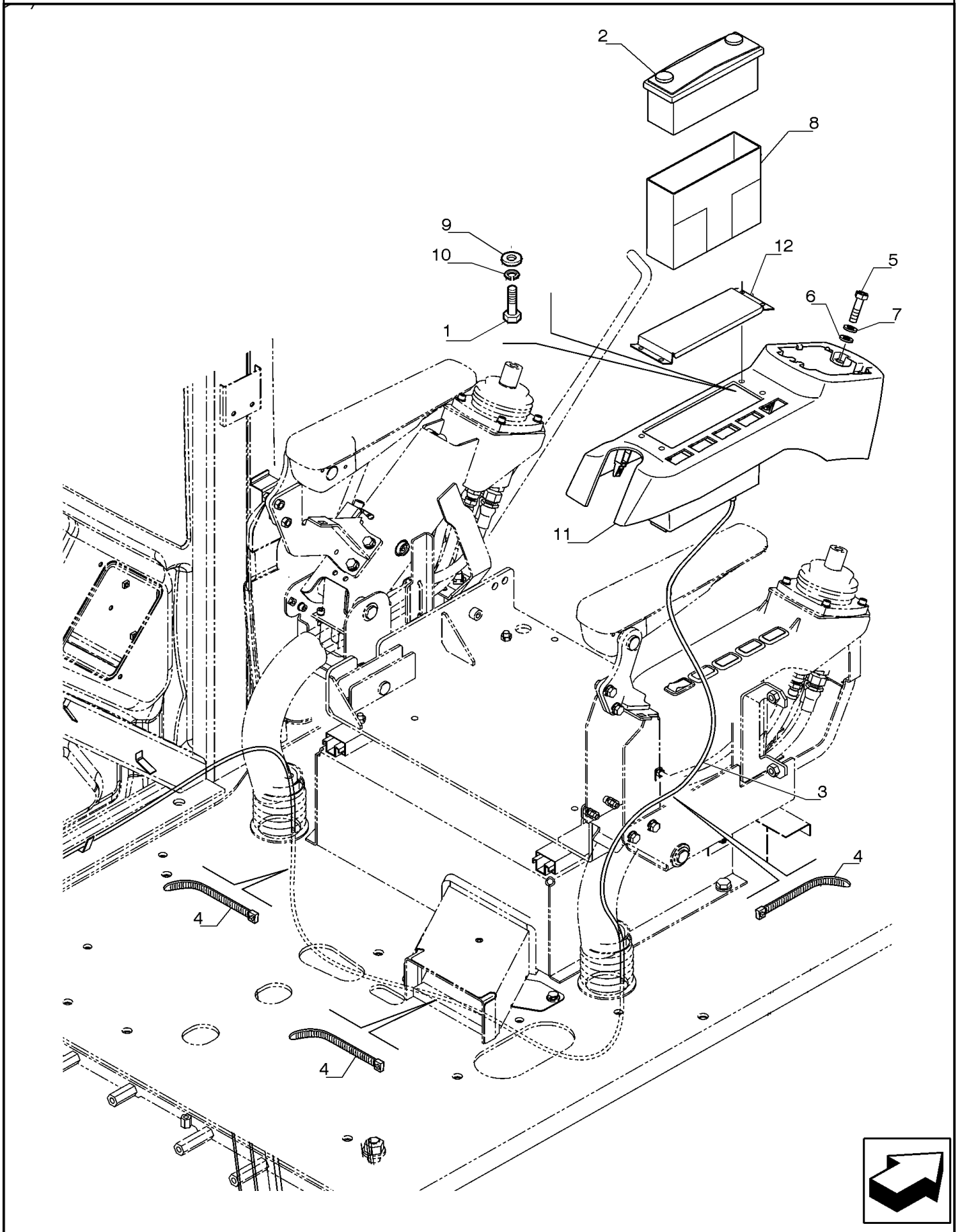

RÁDIO

REF	FN	PART NUMBER	YR/SN	QTY	DESCRIPTION
1		14304134		4	PARAFUSO M5 x 12mm
2		84399213		1	RÁDIO
3		72203961		1	CABO ELÉTRICO
4		72951499		9	GRAMPO
5		10902634		2	PARAFUSO
6		14496431		2	ARRUELA PLANA M6.4 x 12.5 x 1.6 Thk
7		10516474		2	TRAVA DA ARRUELA
8		84485553		1	PLACA DE MONTAGEM
9		14496321		4	ARRUELA PLANA
10		11195474		4	ARRUELA PLANA
11		YN03M02108F3		1	CONJUNTO DA TAMPA
12		YN54E01033P1		1	SUPORTE

55.512.AA	02	p1	7/2014

ALTO-FALANTE

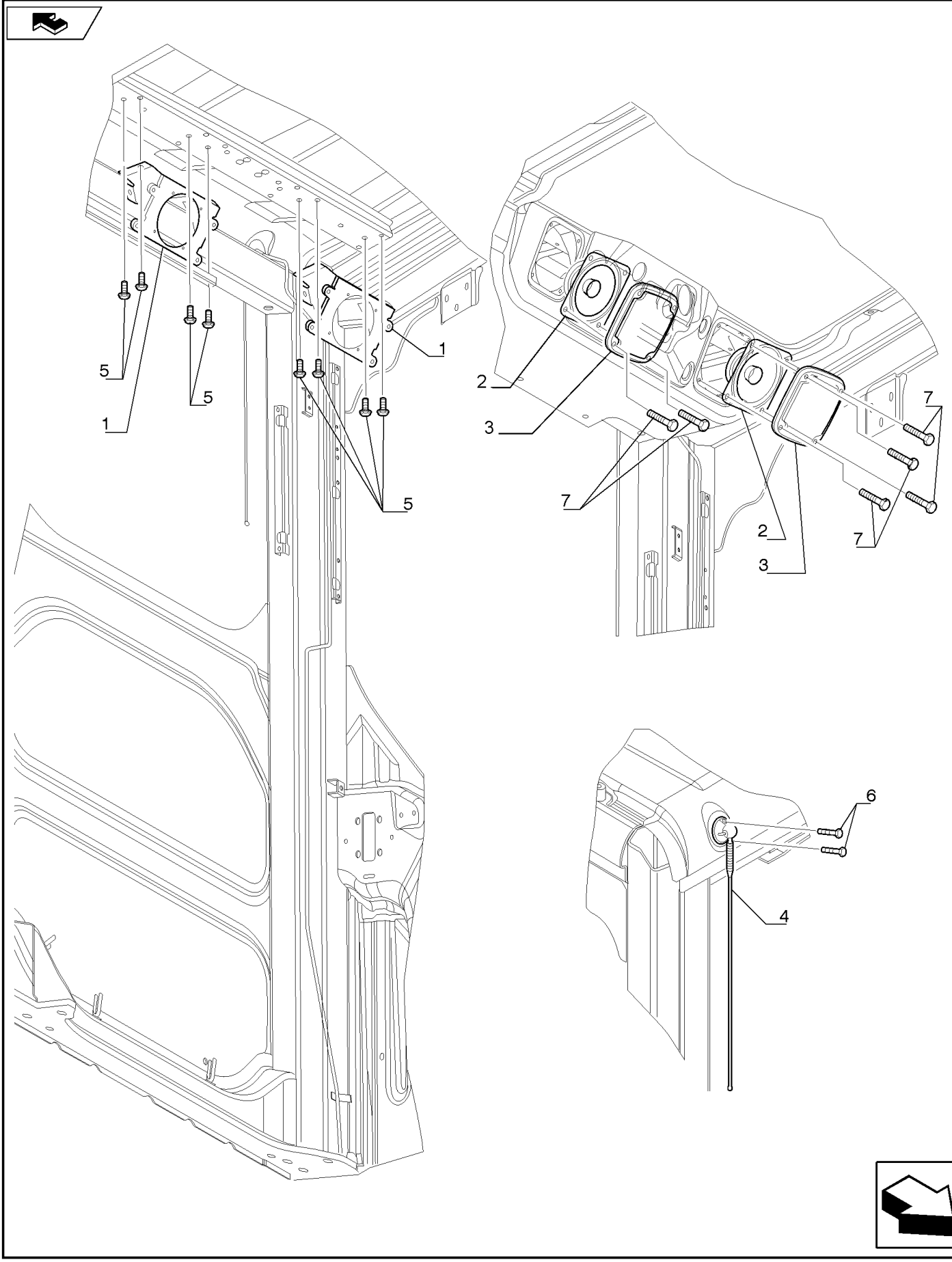

ALTO-FALANTE

REF FN	PART NUMBER	YR/SN	QTY	DESCRIPTION
1	LQ54S00003S001		2	SUPORTE
2	LQ54S00003S002		2	ALTO-FALANTE
3	LQ54S00003S003		2	GRELHA
4	LQ54S00003S004		1	ANTENA
5	LQ54S00003S005		8	PARAFUSO FLANGEADO
6	LQ54S00003S006		2	PARAFUSO
7	LQ54S00003S007		8	PARAFUSO

55.512.BG		p1	7/2014

INTERRUPTOR, PAINEL DE INSTRUMENTOS

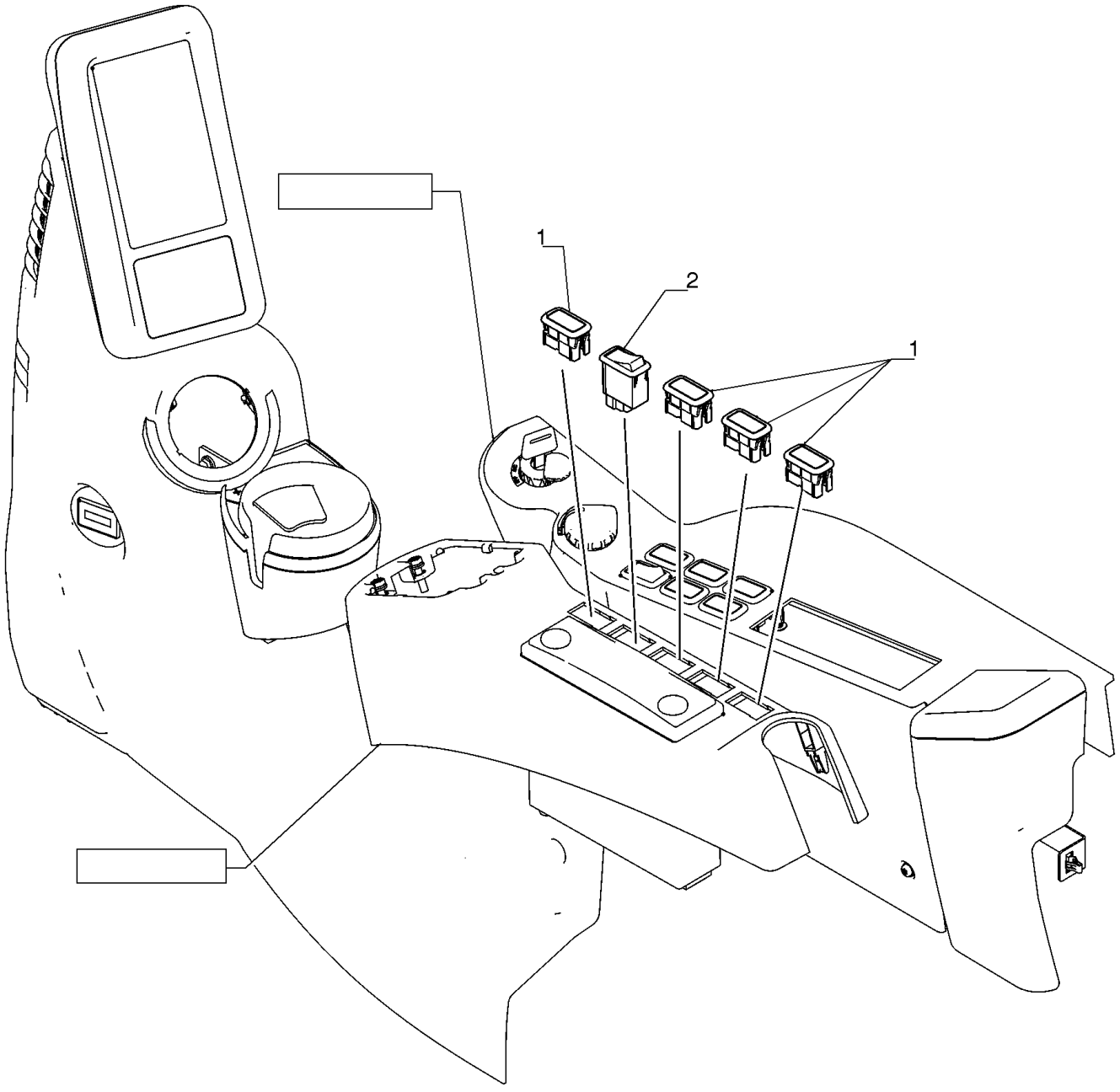

INTERRUPTOR, PAINEL DE INSTRUMENTOS

REF	FN	PART NUMBER	YR/SN	QTY	DESCRIPTION
1		87527533		4	BUJÃO
2		84136413		1	INTERRUPTOR

55.518.AB		p1	7/2014

LIMPADOR DO PARA-BRISA

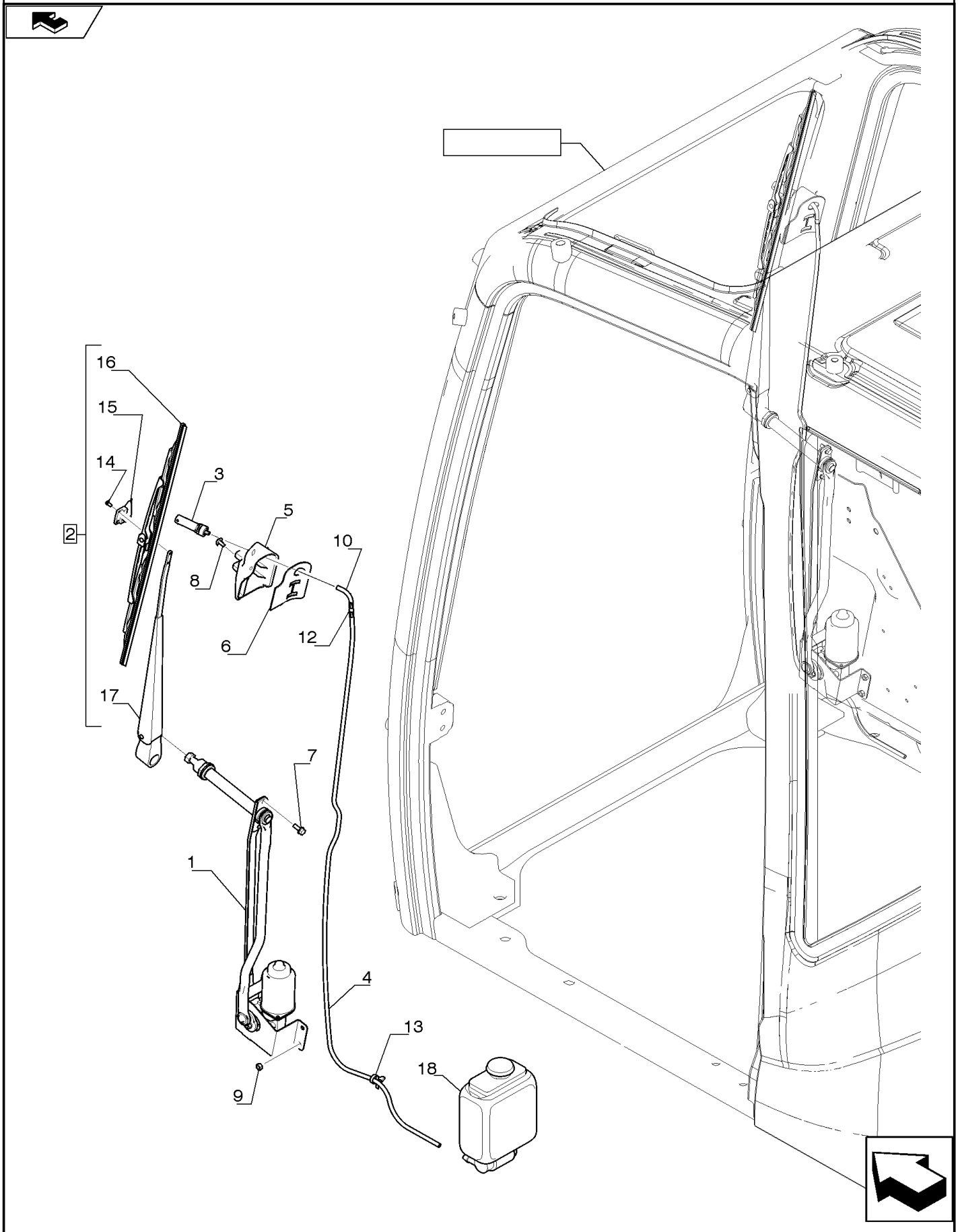

LIMPADOR DO PARA-BRISA

REF	FN	PART NUMBER	YR/SN	QTY	DESCRIPTION
1		LQ53C00003S001		1	MOTOR DO LIMPADOR
2		LQ53C01001F1		1	BRAÇO LIMPADOR Assy, Contains Ref. 14 - 17
3		LQ53C00003S003		1	INJETOR
4		LQ53C00003S004		1	TUBO
5		LQ53C00003S005		1	COLETOR DE ADMISSÃO
6		LQ53C00003S006		1	EMBALAGEM
7		LQ02C00031S032		2	PARAFUSO
8		LQ02C00031S030		1	PARAFUSO
9		LQ53C00003S009		4	PORCA
10		LQ53C00003S010		1	CASQUILHO ISOLADOR
12		LQ53C00003S012		1	CONECTOR HIDRÁUL
13		LQ14E00014S005		1	COLAR
14		LQ53C01001S001		2	PARAFUSO Incl. in Ref. 2
15		LQ53C01001S002		1	GUIA Incl. in Ref. 2
16		LQ53C01001S003		1	PALHETA LIMPADOR Incl. in Ref. 2
17		LQ53C01001S004		1	BRAÇO Incl. in Ref. 2
18		422702800		1	RESERVATÓRIO

55.525.AB		p1	7/2014

POTENCIÔMETRO DO MOTOR

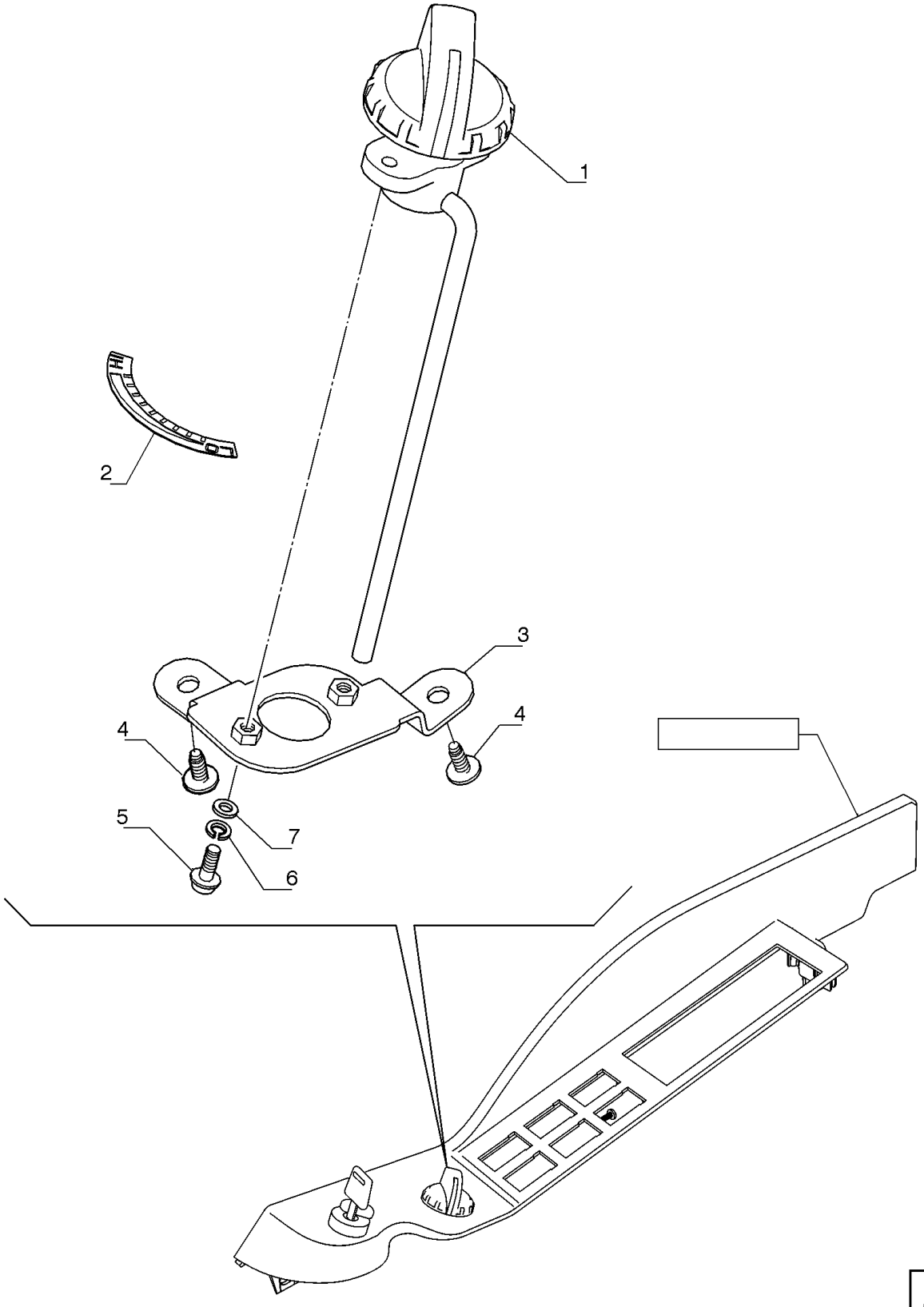

POTENCIÔMETRO DO MOTOR

REF	FN	PART NUMBER	YR/SN	QTY	DESCRIPTION
1		LQ52S00025P1		1	POTENCIÔMETRO
2		YN17M01462P1		1	ADESIVO
3		YN17M01445P1		1	SUPORTE
4		YN17M01467P1		2	PARAFUSO
5		13272011		2	PARAFUSO Pozidriv Pan Hd, M4 x 12mm, Cl 5.8, Full Thd
6		11195371		2	TRAVA DA ARRUELA
7		14497731		2	ARRUELA PLANA

55.530.AA		p1	7/2014

CAMERA DE RÉ

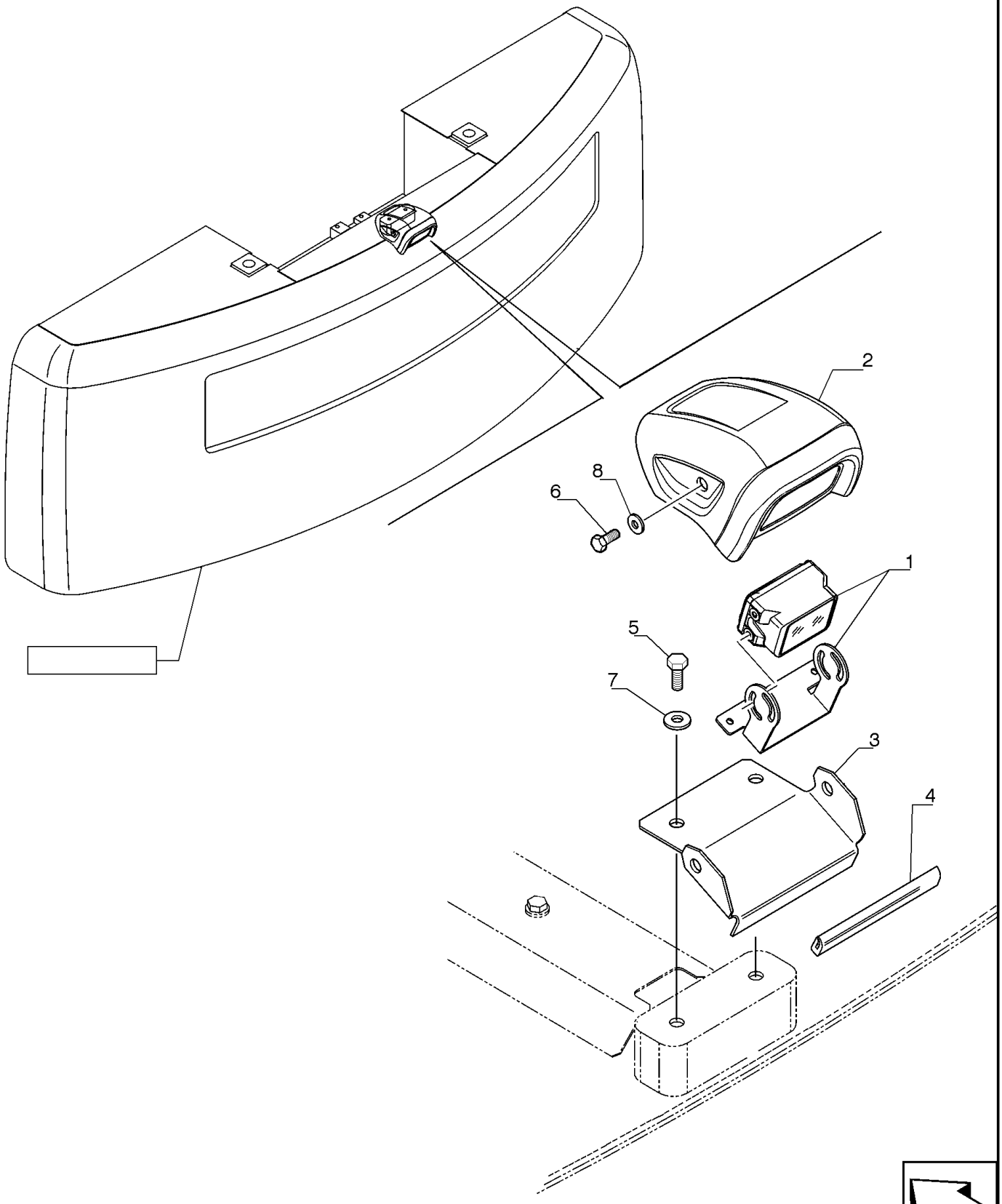

CAMERA DE RÉ

REF	FN	PART NUMBER	YR/SN	QTY	DESCRIPTION
1		YN55S00009F1		1	CÂMERA DE VÍDEO
2		LC55E01008P1		1	COBERTURA
3		47477802		1	SUPORTE
4		YN21C03253D4		1	JUNTA
5		11112231		2	PARAFUSO Hex, M12 x 1.75 x 25mm, Cl 10.9, Full Thd
6		16043231		2	PARAFUSO Hex, M8 x 16mm, Cl 10.9, Full Thd
7		14496731		2	ARRUELA PLANA M12 x 24 x 2.5 Thk
8		14496531		2	ARRUELA PLANA M8 x 17 x 1.6

55.530.AD		p1	7/2014

FIXADOR

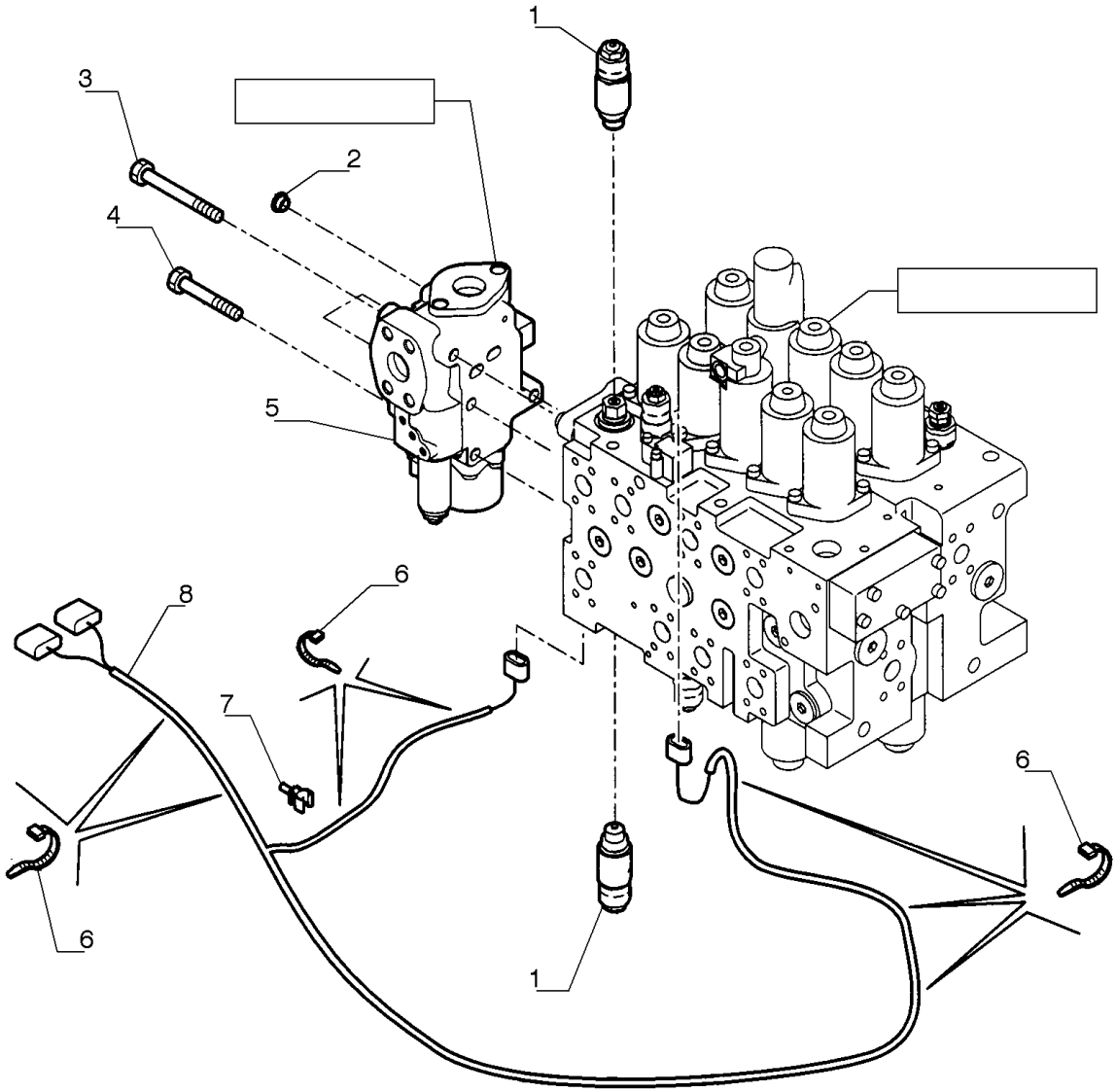

FIXADOR

REF FN	PART NUMBER	YR/SN	QTY	DESCRIPTION
1	LS55E01004D2		1	CABO ELÉTRICO 5700mm L
2	72951499		15	GRAMPO
3	87526680		8	COLAR DE FIXAÇÃO
4	87657411		1	TUBO RÍGIDO 7.4 mm ID x 10.2 mm OD x 1800 mm L

55.530.AE		p1	7/2014

CONVERSOR, CAMÊRA DE RÉ

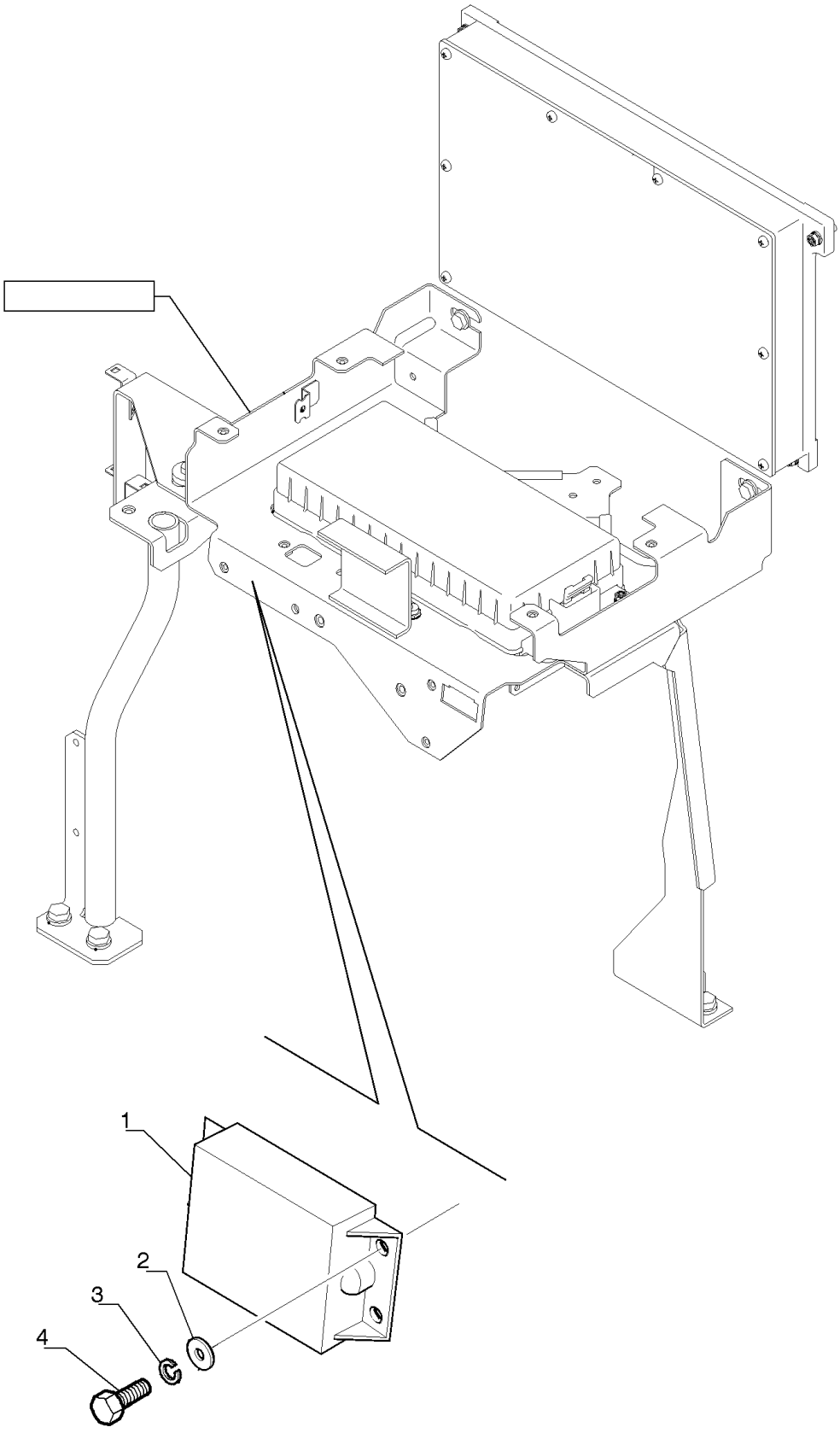

CONVERSOR, CAMÊRA DE RÉ

REF	FN	PART NUMBER	YR/SN	QTY	DESCRIPTION
1		YN77S00040P1		1	CONVERSOR
2		14496431		2	ARRUELA PLANA M6.4 x 12.5 x 1.6 Thk
3		10516471		2	TRAVA DA ARRUELA
4		10902331		2	PARAFUSO Hex, M6 x 18mm, Cl 10.9, Full Thd

55.991.AD		p1	7/2014

TELEMATICS

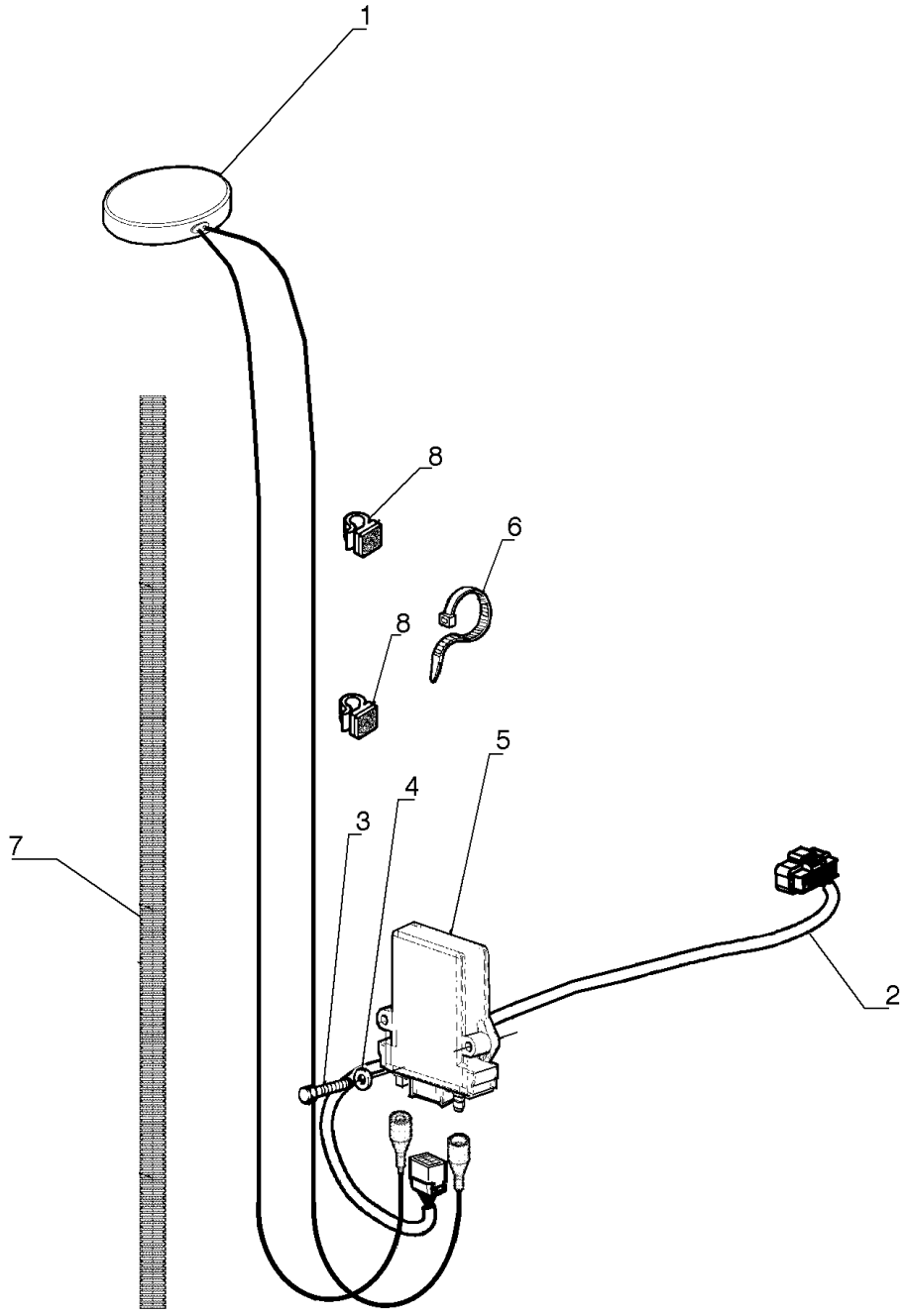

TELEMATICS

REF	FN	PART NUMBER	YR/SN	QTY	DESCRIPTION
1		84556851		1	ANTENA
2		84568818		1	CHICOTE
3		14304531		2	PARAFUSO ALLEN M5 x 30mm, Cl 10.9, Full Thd
4		14496321		2	ARRUELA PLANA
5		84570393		1	ECU
6		72951499		2	GRAMPO
7		47401876		1	TUBO HIDRÁULICO
8		71451259		8	COLAR

SECTION INDEX

LUBRICATION SYSTEM

71.460.AF LUBRICATION LINE, BOOM

71.460.AF		p1	7/2014

LINHA DE LUBRIFICAÇÃO, BRAÇO LANÇA

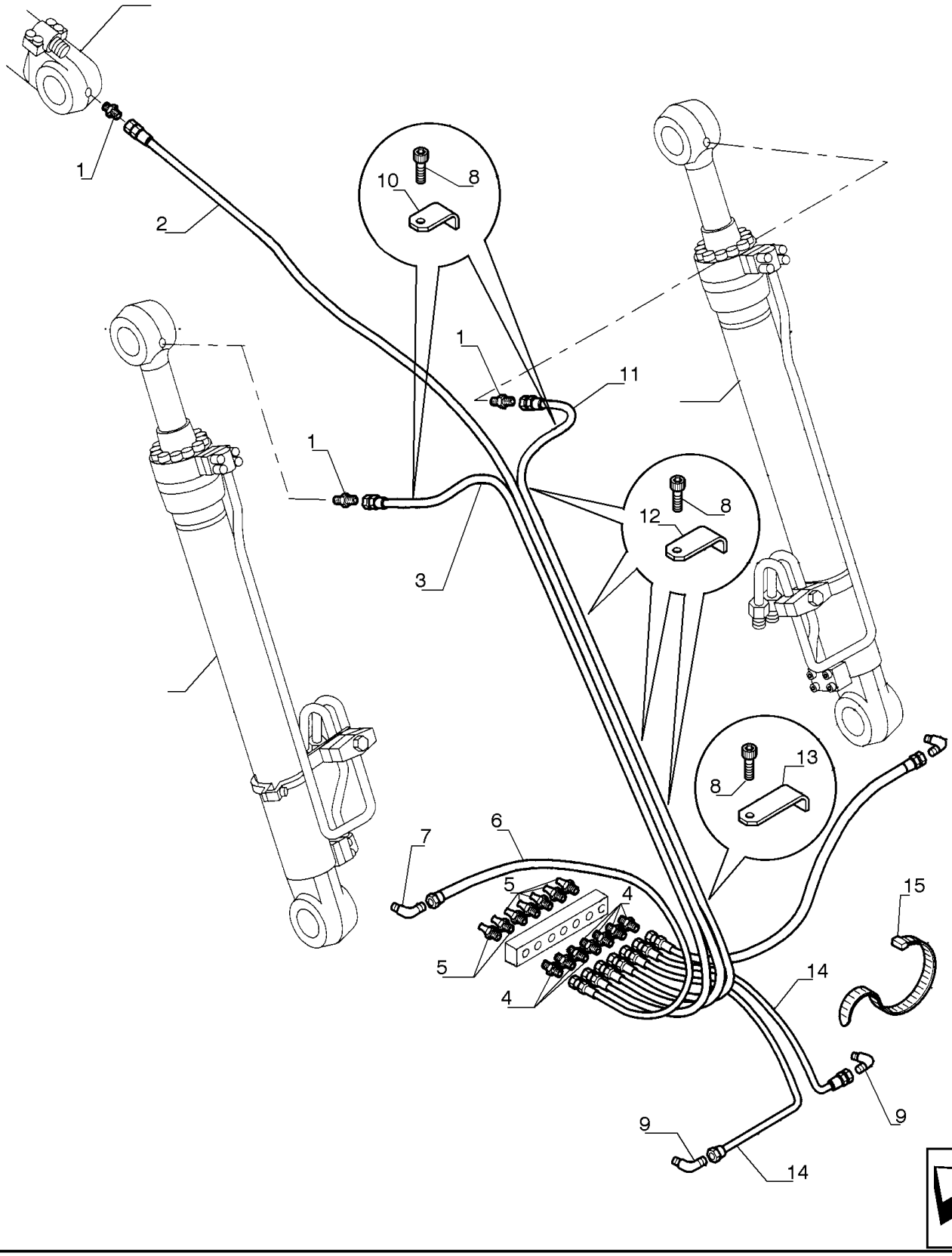

LINHA DE LUBRIFICAÇÃO, BRAÇO LANÇA

REF	FN	PART NUMBER	YR/SN	QTY	DESCRIPTION
1		71404787		3	CONECTOR HIDRÁUL
2		87654034		1	MANGUEIRA 6.40 mm ID x 1420.00 mm
3		87654036		1	MANGUEIRA 6.40 mm ID x 150.00 mm
4		71404363		7	CONECTOR HIDRÁUL
5		70914465		7	GRAXEIRA
6		87654032		2	MANGUEIRA 6.40 mm ID x 970.00 mm
7		71404406		2	CONECTOR HIDRÁUL
8		14305131		9	PARAFUSO ALLEN M6 x 12mm, Cl 10.9, Full Thd
9		87654037		2	CONECTOR HIDRÁUL
10		75262389		3	SUPORTE
11		87654035		1	MANGUEIRA 6.40 mm ID x 1042.00 mm
12		75262388		5	SUPORTE
13		87654038		1	SUPORTE
14		87654033		2	MANGUEIRA 6.40 mm ID x 198.00 mm
15		75201642		AR	BRAÇADEIRA

SECTION INDEX

BOOMS, DIPPERS & BUCKETS

84.100.AB	01	WIDE GP BUCKET - 0,80 CUBIC METERS (SMART-FIT)
84.100.AB	02	WIDE GP BUCKET - 0,80 CUBIC METERS
84.100.AB	03	WIDE GP BUCKET - 1,10 CUBIC METERS (SMART-FIT)
84.100.AB	04	WIDE GP BUCKET - 1,10 CUBIC METERS
84.100.AB	05	WIDE GP BUCKET - 1,30 CUBIC METERS (SMART-FIT)
84.100.AB	06	WIDE GP BUCKET - 1,30 CUBIC METERS
84.100.AB	07	NARROW GP BUCKET - 1,10 CUBIC METERS (SMART-FIT)
84.100.AB	08	NARROW GP BUCKET - 1,10 CUBIC METERS
84.100.AB	09	NARROW GP BUCKET - 1,30 CUBIC METERS (SMART-FIT)
84.100.AB	10	NARROW GP BUCKET - 1,30 CUBIC METERS
84.100.AB	11	NARROW GP BUCKET - 1,50 CUBIC METERS (SMART-FIT)
84.100.AB	12	NARROW GP BUCKET - 1,50 CUBIC METERS
84.100.AB	13	WIDE GP BUCKET - 1,70 CUBIC METERS (SMART-FIT)
84.100.AB	14	NARROW BUCKET - 1,70 CUBIC METERS
84.100.AB	15	WIDE HD BUCKET - 0,80 CUBIC METERS (SMART-FIT)
84.100.AB	16	WIDE HD BUCKET - 0,80 CUBIC METERS
84.100.AB	17	WIDE HD BUCKET - 1,10 CUBIC METERS (SMART-FIT)
84.100.AB	18	WIDE HD BUCKET - 1,10 CUBIC METERS
84.100.AB	19	WIDE HD BUCKET - 1,30 CUBIC METERS (SMART-FIT)
84.100.AB	20	WIDE HD BUCKET - 1,30 CUBIC METERS
84.100.AB	22	NARROW HD BUCKET - 1,10 CUBIC METERS (SMART-FIT)
84.100.AB	23	NARROW HD BUCKET - 1,10 CUBIC METERS
84.100.AB	24	NARROW HD BUCKET - 1,30 CUBIC METERS (SMART-FIT)
84.100.AB	25	NARROW HD BUCKET - 1,30 CUBIC METERS
84.100.AB	26	NARROW HD BUCKET - 1,40 CUBIC METERS (SMART-FIT)
84.100.AB	27	NARROW HD BUCKET - 1,40 CUBIC METERS
84.100.AB	30	RIVER DRAGING BUCKET - 1,10 CUBIC METERS
84.100.AB	31	TRAPEZOIDAL BUCKET - 0,40 CUBIC METERS
84.100.AD	01	BUCKET'S CUTTING EDGE - OPTIONAL
84.100.AP	01	CONNECTING ROD
84.100.AP	02	CONNECTING LINK, DETENT
84.910.AA		BOOM SECTION
84.910.AC		BOOM SECTION
84.912.AA	01	DIPPER, 2400MM
84.912.AA	02	DIPPER, 2940MM

SECTION INDEX

BOOMS, DIPPERS & BUCKETS

84.912.AA	03	DIPPER, 3500MM
84.912.AB		PIN, DIPPER

84.100.AB	01	p1	7/2014

CAÇAMBA GP LARGA - 0,80 METROS CÚBICOS (SMART-FIT)

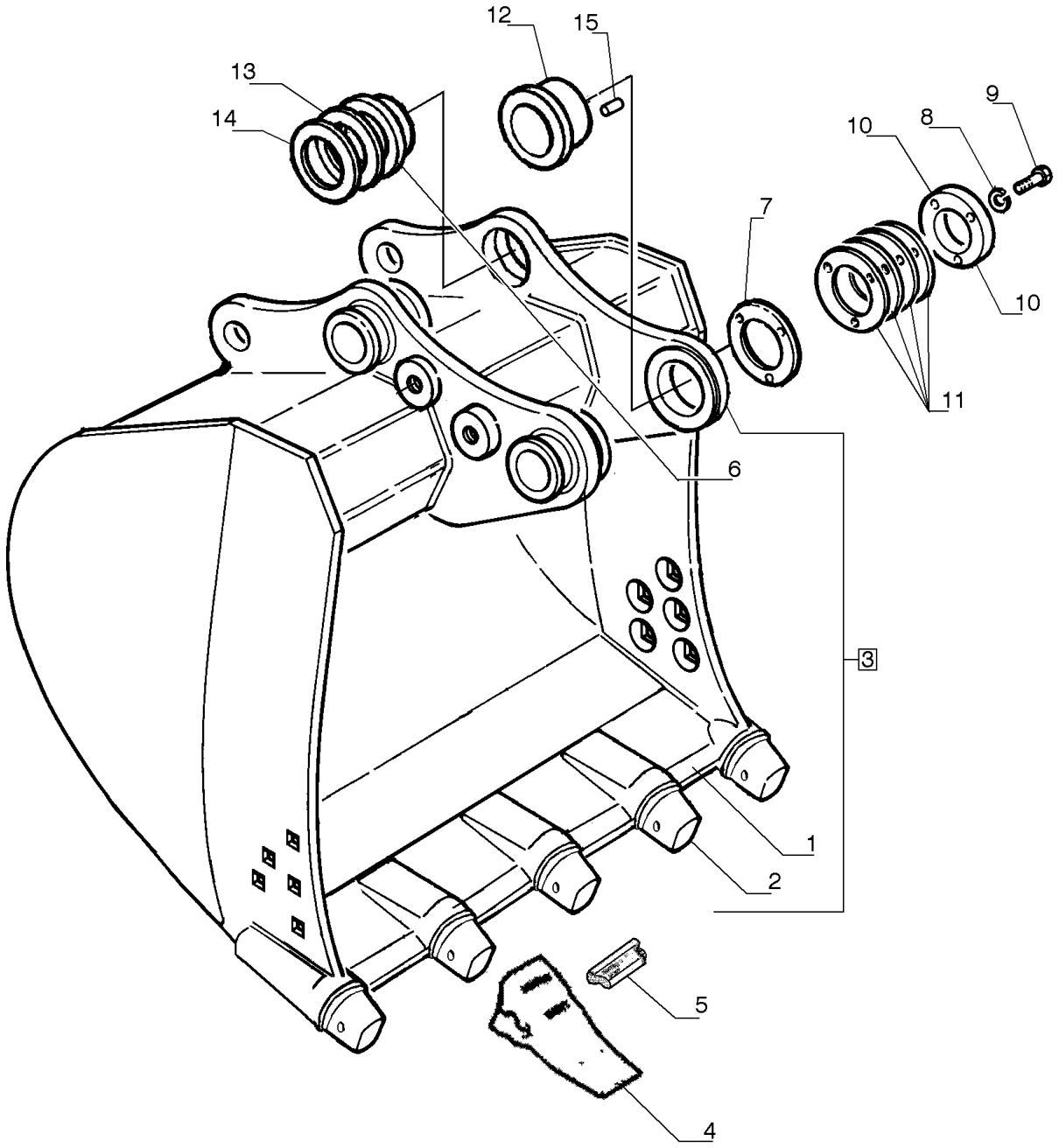

CAÇAMBA GP LARGA - 0,80 METROS CÚBICOS (SMART-FIT)

REF FN	PART NUMBER	YR/SN	QTY	DESCRIPTION
1	{476057631}		1	
2	84254582		5	ADAPTADOR
3	47605760		1	CAÇAMBA GP Wide Smartfit, 0.8 Cu Meter
4	84216123		5	DENTE DA NAVALHA
5	84168140		5	CHAVE DA CAÇAMBA
6	75327080		2	BUCHA
7	75325825		AR	CALÇO DE AFINAÇÃO 1.00mm
8	10517271		3	TRAVA DA ARRUELA
9	11118931		3	PARAFUSO Hex, M16 x 50, 10.9
10	75325826		1	PLACA
11	75325824		AR	CALÇO DE AFINAÇÃO 0.50mm
12	75327081		1	BUCHA
13	75261592		AR	CALÇO DE AFINAÇÃO 1.00mm
14	75261591		AR	CALÇO DE AFINAÇÃO 0.50mm
15	10493230		1	PINO

84.100.AB	02	p1	7/2014

CAÇAMBA GP LARGA - 0,80 METROS CÚBICOS

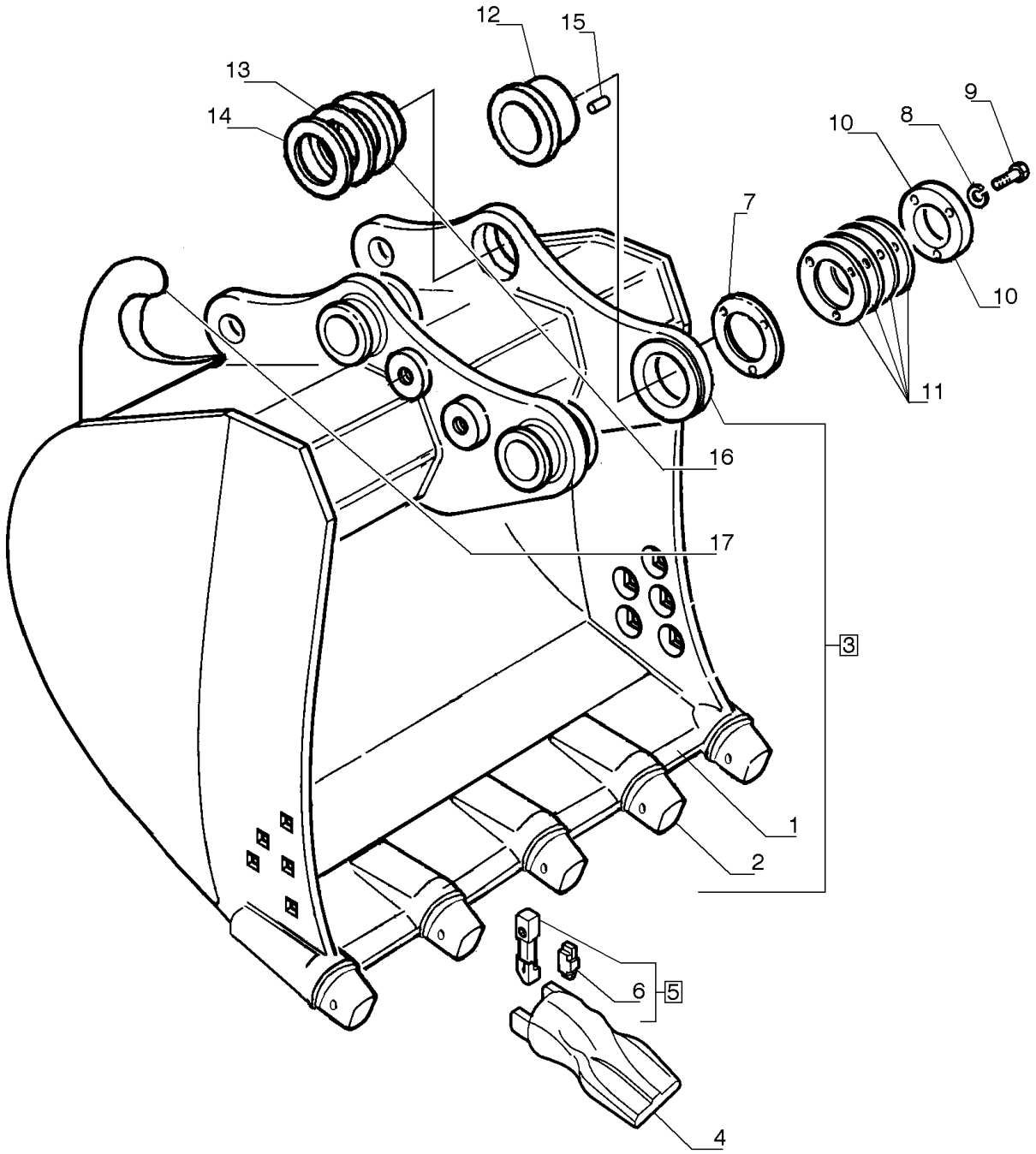

CAÇAMBA GP LARGA - 0,80 METROS CÚBICOS

REF	FN	PART NUMBER	YR/SN	QTY	DESCRIPTION
1		75257746		1	BORDA CORTANTE
2		72204480		5	PORTA-DENTES
3		87638391		1	CAÇAMBA
4		87638115		5	DENTE DA NAVALHA
5		72204481		5	PINO ELÁSTICO
6		72206731		5	RETENTOR
7		75325825		AR	CALÇO DE AFINAÇÃO 1.00mm
8		10517271		3	TRAVA DA ARRUELA
9		11118931		3	PARAFUSO Hex, M16 x 50, 10.9
10		75325826		1	PLACA
11		75325824		AR	CALÇO DE AFINAÇÃO 0.50mm
12		75327081		1	BUCHA
13		75261592		AR	CALÇO DE AFINAÇÃO 1.00mm
14		75261591		AR	CALÇO DE AFINAÇÃO 0.50mm
15		10493230		1	PINO
16		75327080		2	BUCHA
17		75245286		1	GANCHO

84.100.AB	03	p1	7/2014

CAÇAMBA GP LARGA - 1,10 METROS CÚBICOS (SMART-FIT)

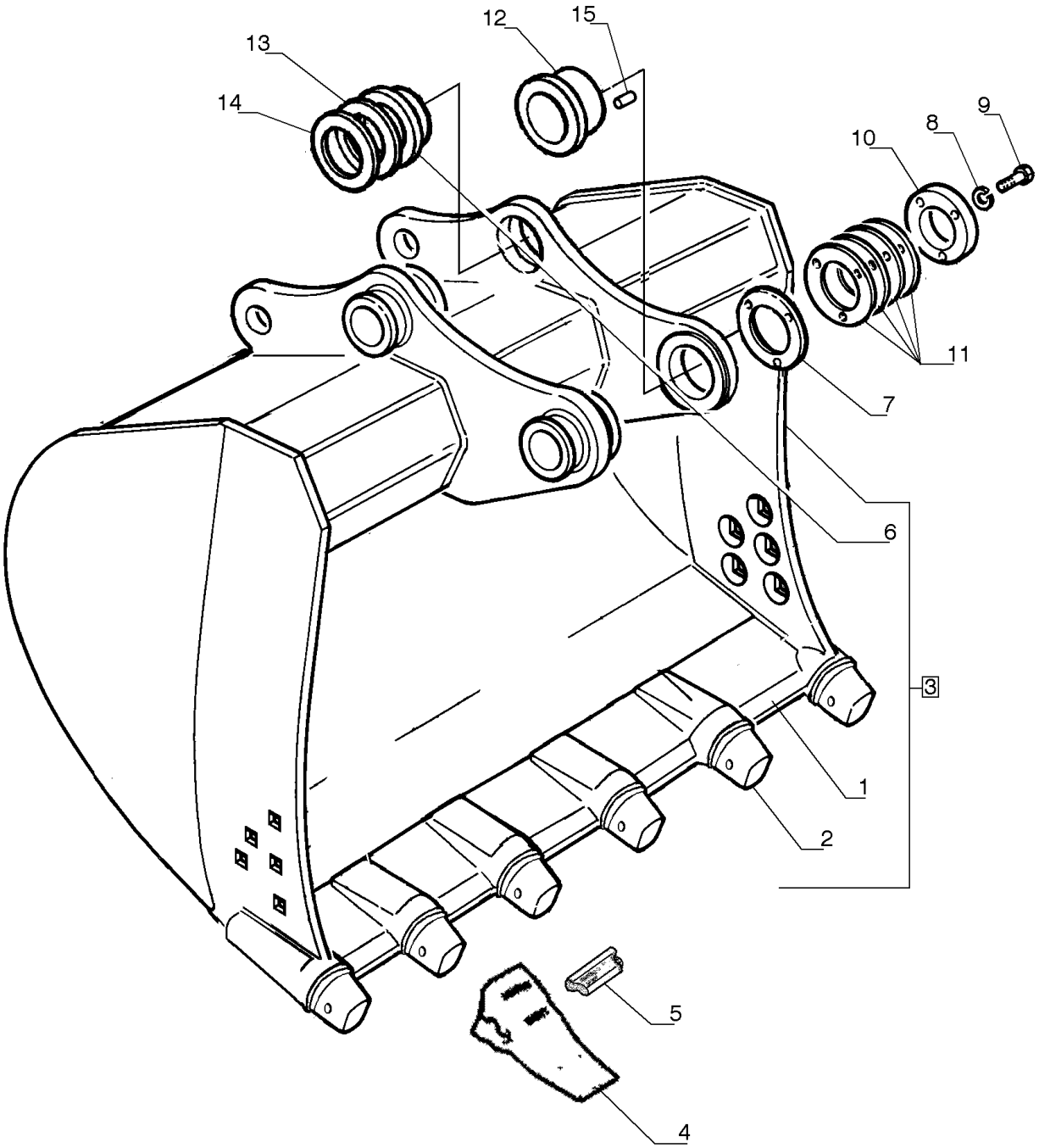

CAÇAMBA GP LARGA - 1,10 METROS CÚBICOS (SMART-FIT)

REF FN	PART NUMBER	YR/SN	QTY	DESCRIPTION
1	{47605756}		1	
2	84254582		6	ADAPTADOR
3	47605753		1	CAÇAMBA GP Wide Smartfit, 1.1 Cu Meter
4	84216123		6	DENTE DA NAVALHA
5	84168140		6	CHAVE DA CAÇAMBA
6	75327080		2	BUCHA
7	75325825		AR	CALÇO DE AFINAÇÃO 1.00mm
8	10517271		3	TRAVA DA ARRUELA
9	11118931		3	PARAFUSO Hex, M16 x 50, 10.9
10	75325826		1	PLACA
11	75325824		AR	CALÇO DE AFINAÇÃO 0.50mm
12	75327081		1	BUCHA
13	75261592		AR	CALÇO DE AFINAÇÃO 1.00mm
14	75261591		AR	CALÇO DE AFINAÇÃO 0,50mm
15	10493230		1	PINO

84.100.AB	04	p1	7/2014

CAÇAMBA GP LARGA - 1,10 METROS CÚBICOS

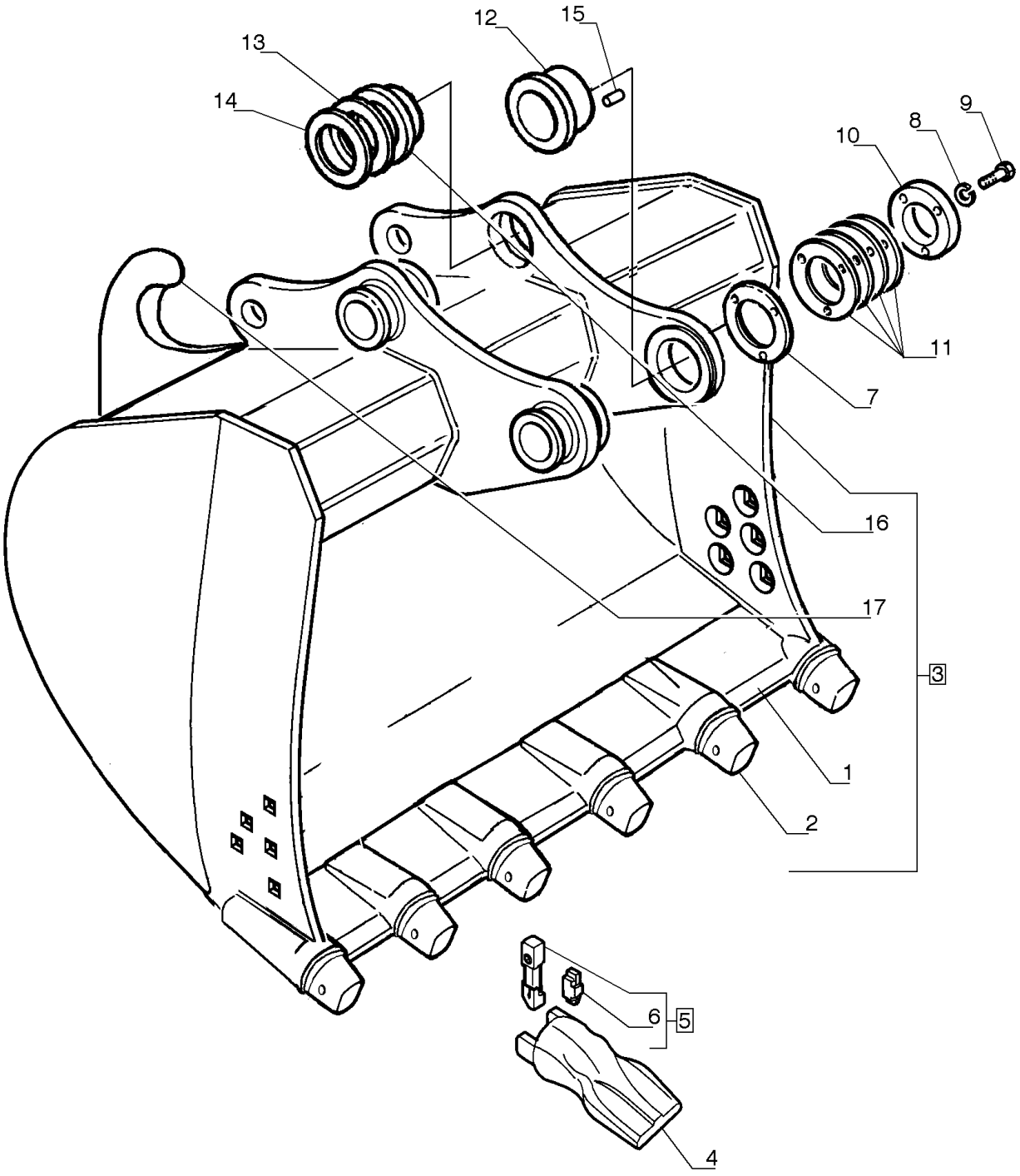

CAÇAMBA GP LARGA - 1,10 METROS CÚBICOS

REF	FN	PART NUMBER	YR/SN	QTY	DESCRIPTION
1		75257744		1	BORDA CORTANTE
2		72204480		6	PORTA-DENTES
3		87638389		1	CAÇAMBA
4		87638115		6	DENTE DA NAVALHA
5		72204481		6	PINO ELÁSTICO
6		72206731		6	RETENTOR
7		75325825		AR	CALÇO DE AFINAÇÃO 1.00mm
8		10517271		3	TRAVA DA ARRUELA
9		11118931		3	PARAFUSO Hex, M16 x 50, 10.9
10		75325826		1	PLACA
11		75325824		AR	CALÇO DE AFINAÇÃO 0.50mm
12		75327081		1	BUCHA
13		75261592		AR	CALÇO DE AFINAÇÃO 1.00mm
14		75261591		AR	CALÇO DE AFINAÇÃO 0,50mm
15		10493230		1	PINO
16		75327080		2	BUCHA
17		75245286		1	GANCHO

84.100.AB	05	p1	7/2014

CAÇAMBA GP LARGA - 1,30 METROS CÚBICOS (SMART-FIT)

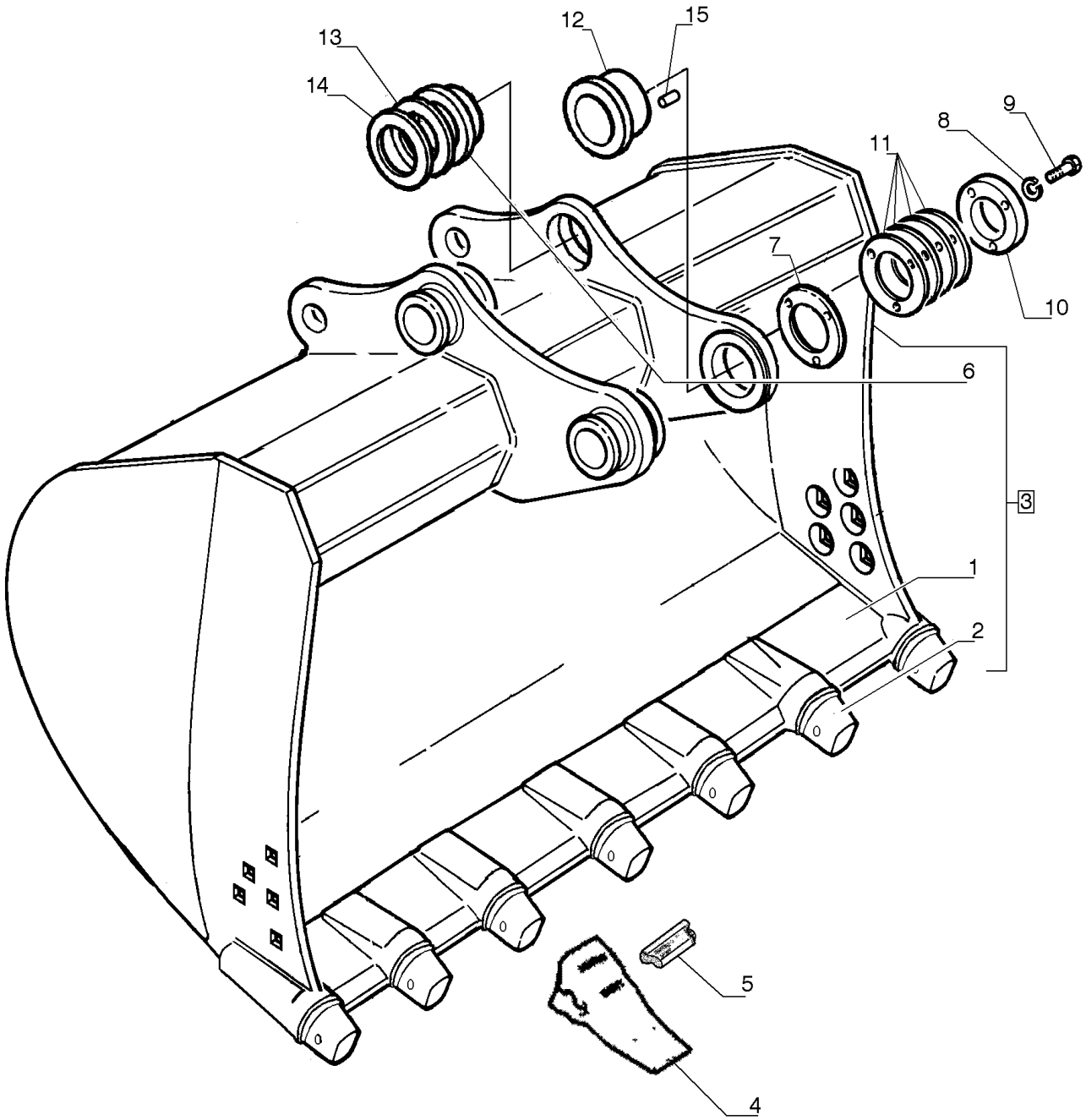

CAÇAMBA GP LARGA - 1,30 METROS CÚBICOS (SMART-FIT)

REF FN	PART NUMBER	YR/SN	QTY	DESCRIPTION
1	{47605746}		1	
2	84254582		7	ADAPTADOR
3	47605743		1	CAÇAMBA GP Wide Smartfit, 1.3 Cu Meter
4	84216123		7	DENTE DA NAVALHA
5	{84268140}		7	
6	75327080		2	BUCHA
7	75325825		AR	CALÇO DE AFINAÇÃO 1.00mm
8	10517271		3	TRAVA DA ARRUELA
9	11118931		3	PARAFUSO Hex, M16 x 50, 10.9
10	75325826		1	PLACA
11	75325824		AR	CALÇO DE AFINAÇÃO 0.50mm
12	75327081		1	BUCHA
13	75261592		AR	CALÇO DE AFINAÇÃO 1.00mm
14	75261591		AR	CALÇO DE AFINAÇÃO 0.50mm
15	10493230		1	PINO

84.100.AB	06	p1	7/2014

CAÇAMBA GP LARGA - 1,30 METROS CÚBICOS

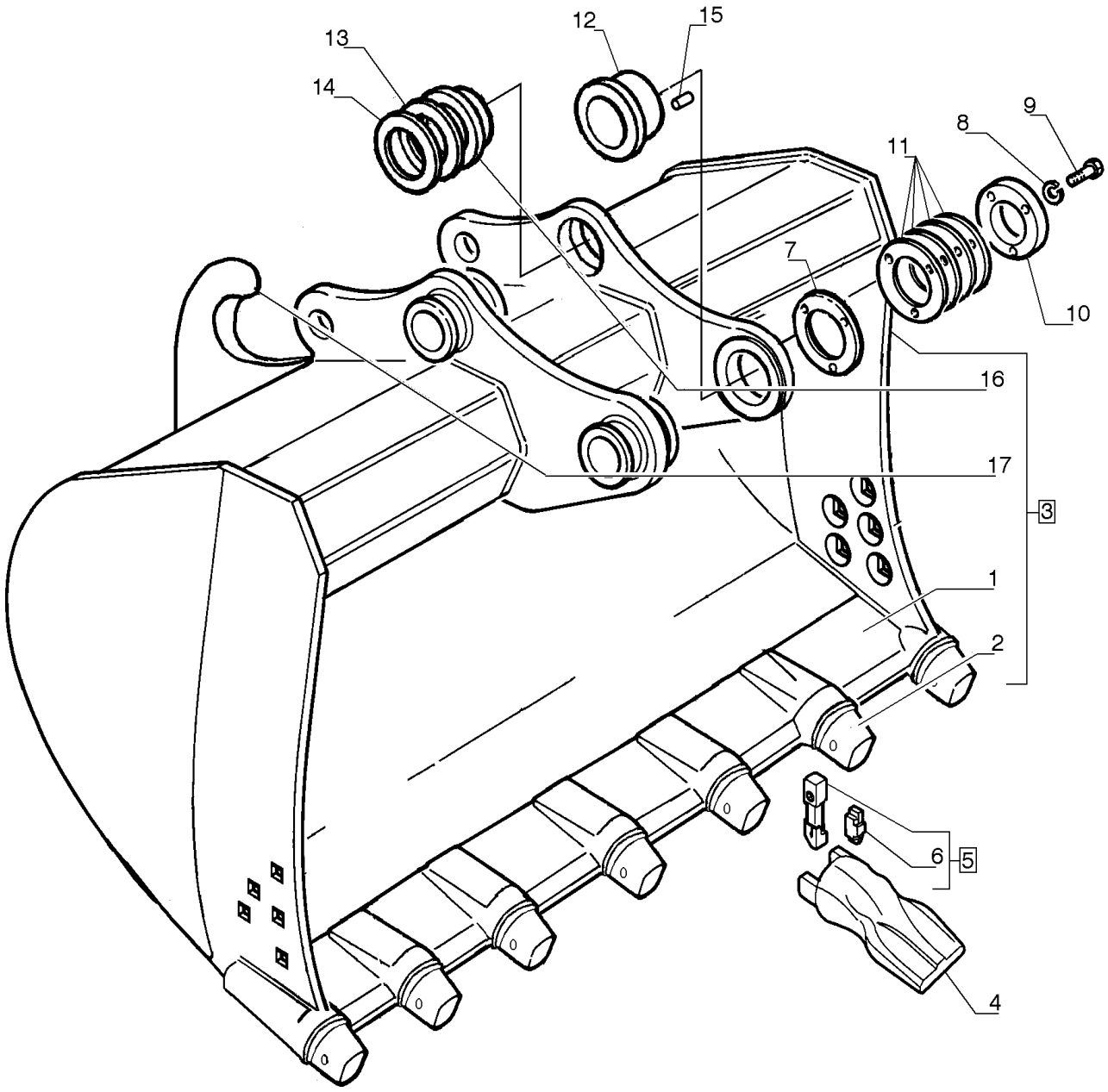

CAÇAMBA GP LARGA - 1,30 METROS CÚBICOS

REF	FN	PART NUMBER	YR/SN	QTY	DESCRIPTION
1		75257743		1	BORDA CORTANTE
2		72204480		7	PORTA-DENTES
3		87638388		1	CAÇAMBA
4		87638115		7	DENTE DA NAVALHA
5		72204481		7	PINO ELÁSTICO
6		72206731		7	RETENTOR
7		75325825		AR	CALÇO DE AFINAÇÃO 1.00mm
8		10517271		3	TRAVA DA ARRUELA
9		11118931		3	PARAFUSO Hex, M16 x 50, 10.9
10		75325826		1	PLACA
11		75325824		AR	CALÇO DE AFINAÇÃO 0.50mm
12		75327081		1	BUCHA
13		75261592		AR	CALÇO DE AFINAÇÃO 1.00mm
14		75261591		AR	CALÇO DE AFINAÇÃO 0.50mm
15		10493230		1	PINO
16		75327080		2	BUCHA
17		75245286		1	GANCHO

84.100.AB	07	p1	7/2014

CAÇAMBA GP ESTREITA - 1,10 METROS CÚBICOS (SMART-FIT)

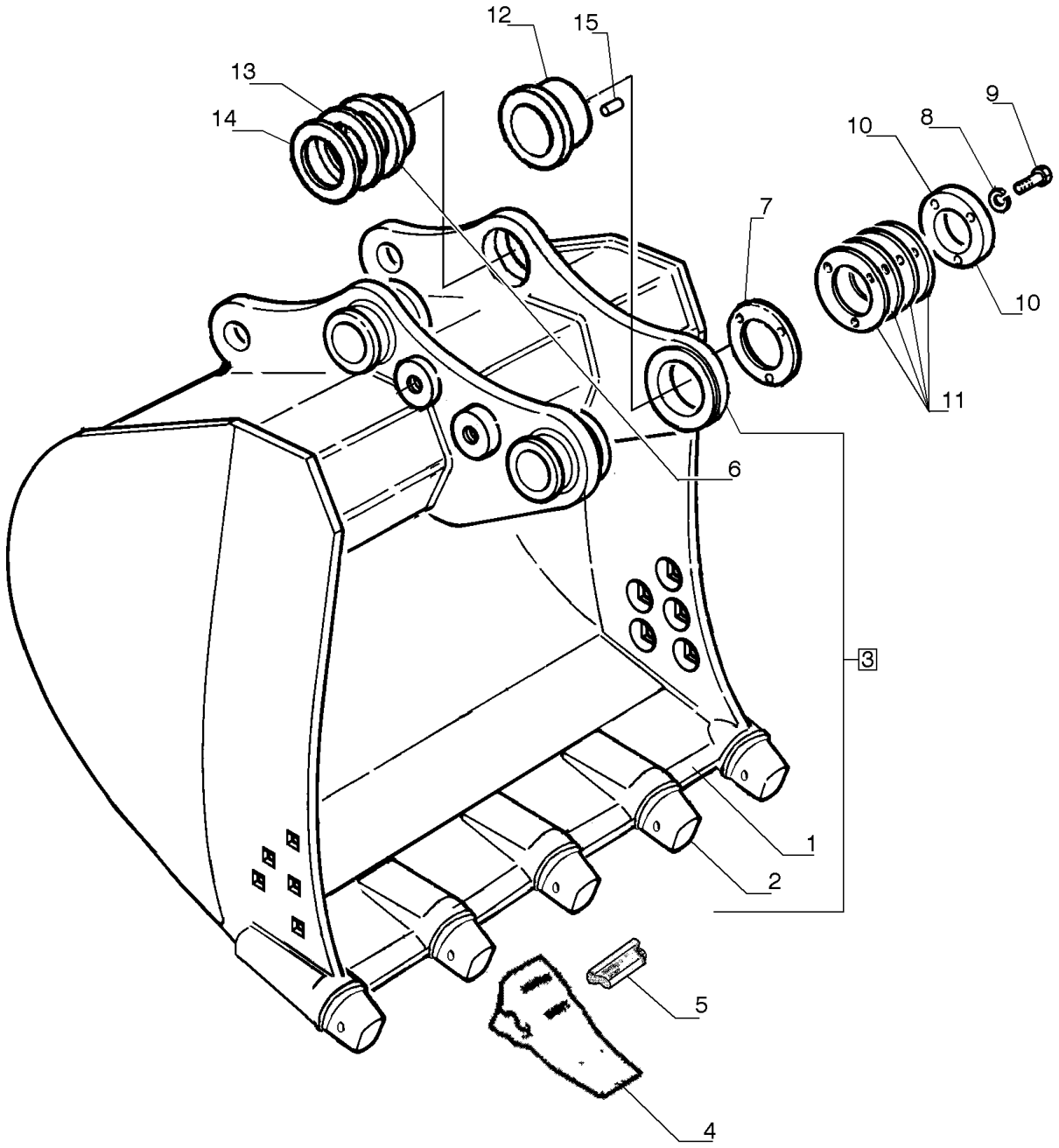

CAÇAMBA GP ESTREITA - 1,10 METROS CÚBICOS (SMART-FIT)

REF FN	PART NUMBER	YR/SN	QTY	DESCRIPTION
1	{47605813}		1	
2	84254582		5	ADAPTADOR
3	47605810		1	CAÇAMBA GP Narrow Smartfit, 1.1 Cu Meter
4	84216123		5	DENTE DA NAVALHA
5	84168140		5	CHAVE DA CAÇAMBA
6	75327080		2	BUCHA
7	75325825		AR	CALÇO DE AFINAÇÃO 1.00mm
8	10517271		3	TRAVA DA ARRUELA
9	11118931		3	PARAFUSO Hex, M16 x 50, 10.9
10	75325826		1	PLACA
11	75325824		AR	CALÇO DE AFINAÇÃO 0.50mm
12	75327081		1	BUCHA
13	75261592		AR	CALÇO DE AFINAÇÃO 1.00mm
14	75261591		AR	CALÇO DE AFINAÇÃO 0.50mm
15	10493230		1	PINO

84.100.AB	08	p1	7/2014

CAÇAMBA GP ESTREITA - 1,10 METROS CÚBICOS

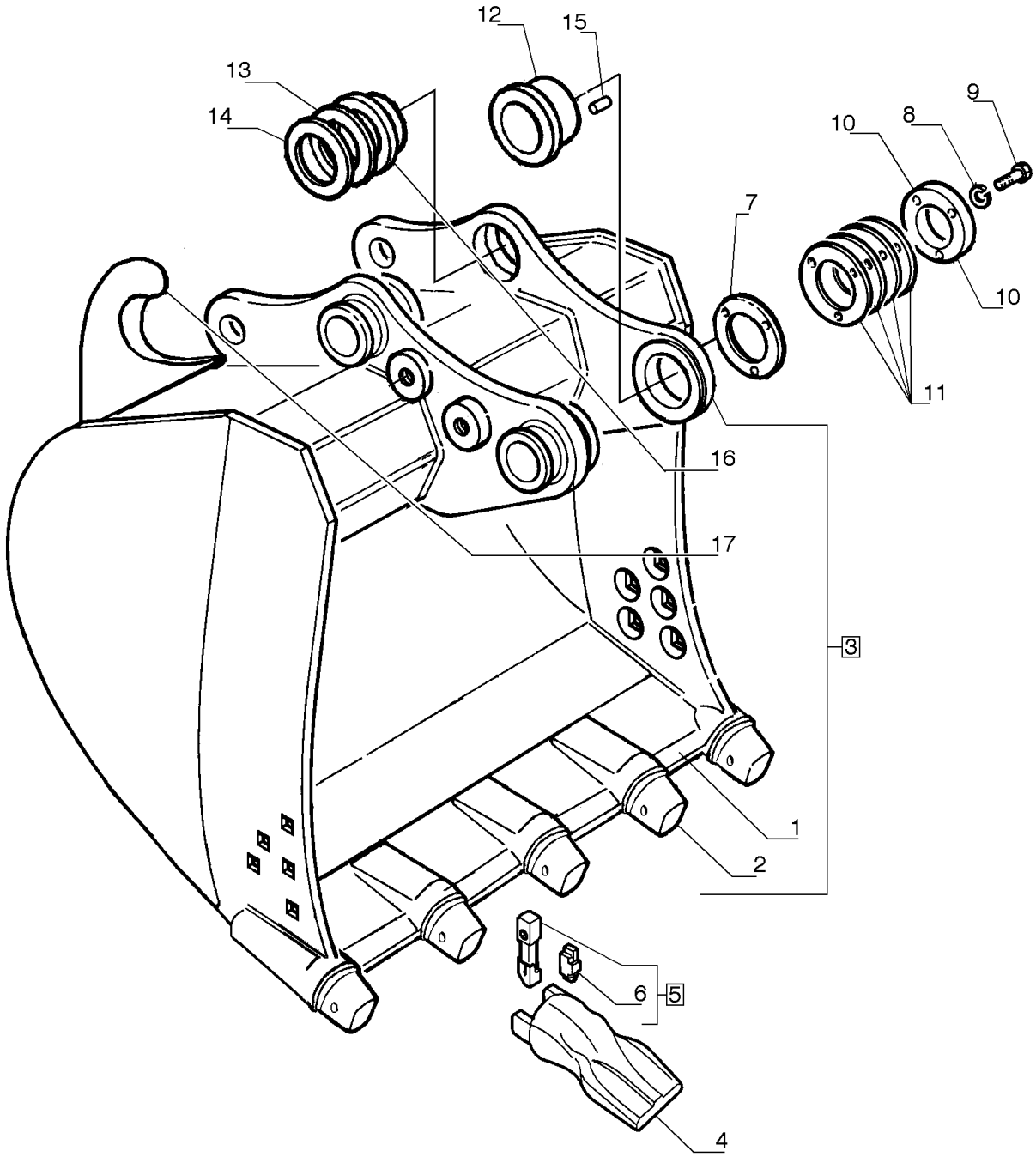

CAÇAMBA GP ESTREITA - 1,10 METROS CÚBICOS

REF	FN	PART NUMBER	YR/SN	QTY	DESCRIPTION
1		75323294		1	SUPORTE DO ARADO
2		72204480		5	PORTA-DENTES
3		87638395		1	CAÇAMBA
4		87638115		5	DENTE DA NAVALHA
5		72204481		5	PINO ELÁSTICO
6		72206731		5	RETENTOR
7		75325825		AR	CALÇO DE AFINAÇÃO 1.00mm
8		10517271		3	TRAVA DA ARRUELA
9		11118931		3	PARAFUSO Hex, M16 x 50, 10.9
10		75325826		1	PLACA
11		75325824		AR	CALÇO DE AFINAÇÃO 0.50mm
12		75327081		1	BUCHA
13		75261592		AR	CALÇO DE AFINAÇÃO 1.00mm
14		75261591		AR	CALÇO DE AFINAÇÃO 0.50mm
15		10493230		1	PINO
16		75327080		2	BUCHA
17		75245286		1	GANCHO

84.100.AB	09	p1	7/2014

CAÇAMBA GP ESTREITA - 1,30 METROS CÚBICOS (SMART-FIT)

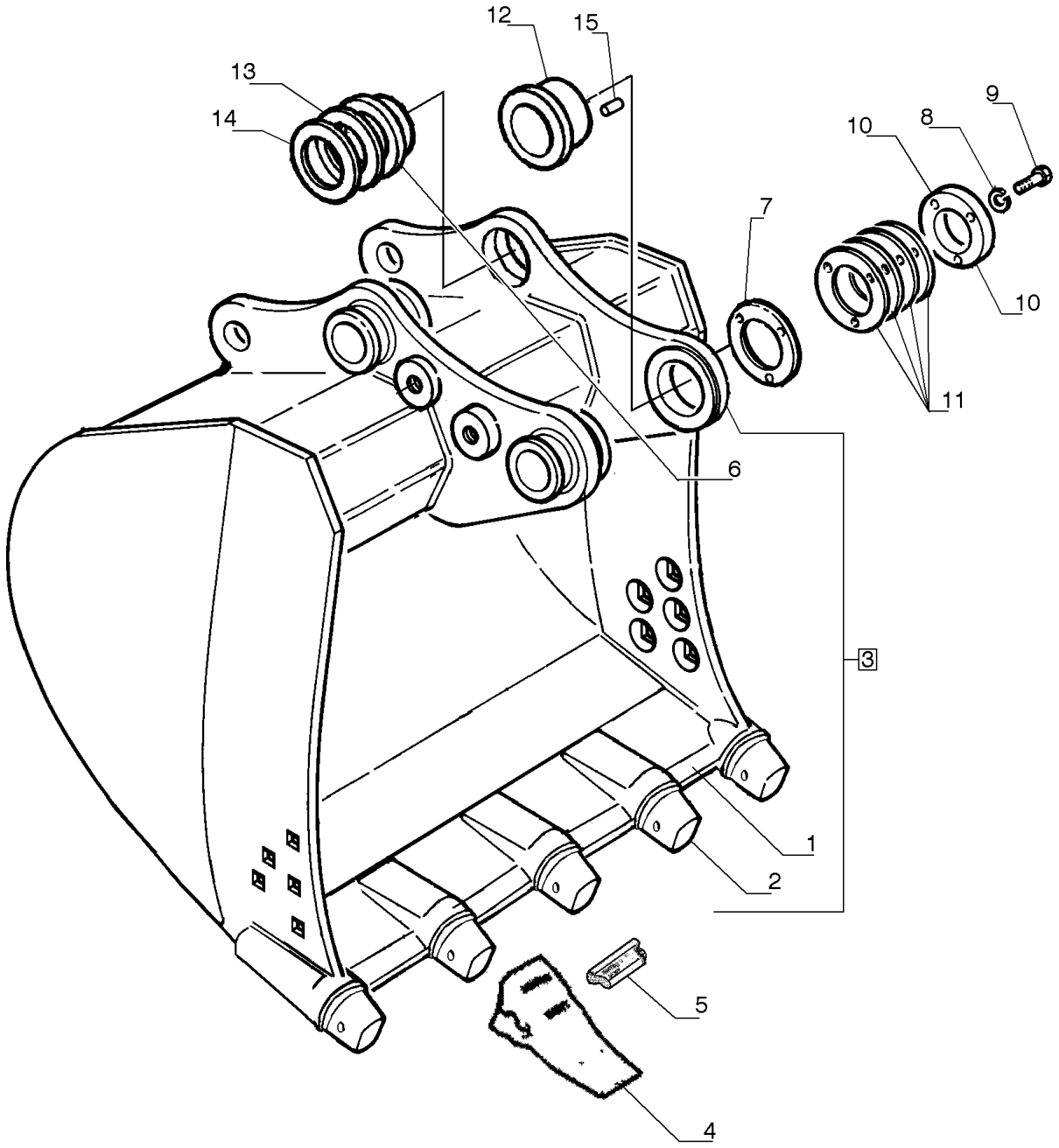

CAÇAMBA GP ESTREITA - 1,30 METROS CÚBICOS (SMART-FIT)

REF FN	PART NUMBER	YR/SN	QTY	DESCRIPTION
1	{47605794}		1	
2	84254582		5	ADAPTADOR
3	47605791		1	CAÇAMBA GP Narrow Smartfit, 1.3 Cu Meter
4	84216123		5	DENTE DA NAVALHA
5	84168140		5	CHAVE DA CAÇAMBA
6	75327080		2	BUCHA
7	75325825		AR	CALÇO DE AFINAÇÃO 1.00mm
8	10517271		3	TRAVA DA ARRUELA
9	11118931		3	PARAFUSO Hex, M16 x 50, 10.9
10	75325826		1	PLACA
11	75325824		AR	CALÇO DE AFINAÇÃO 0.50mm
12	75327081		1	BUCHA
13	75261592		AR	CALÇO DE AFINAÇÃO 1.00mm
14	75261591		AR	CALÇO DE AFINAÇÃO 0.50mm
15	10493230		1	PINO

84.100.AB	10	p1	7/2014

CAÇAMBA GP ESTREITA - 1,30 METROS CÚBICOS

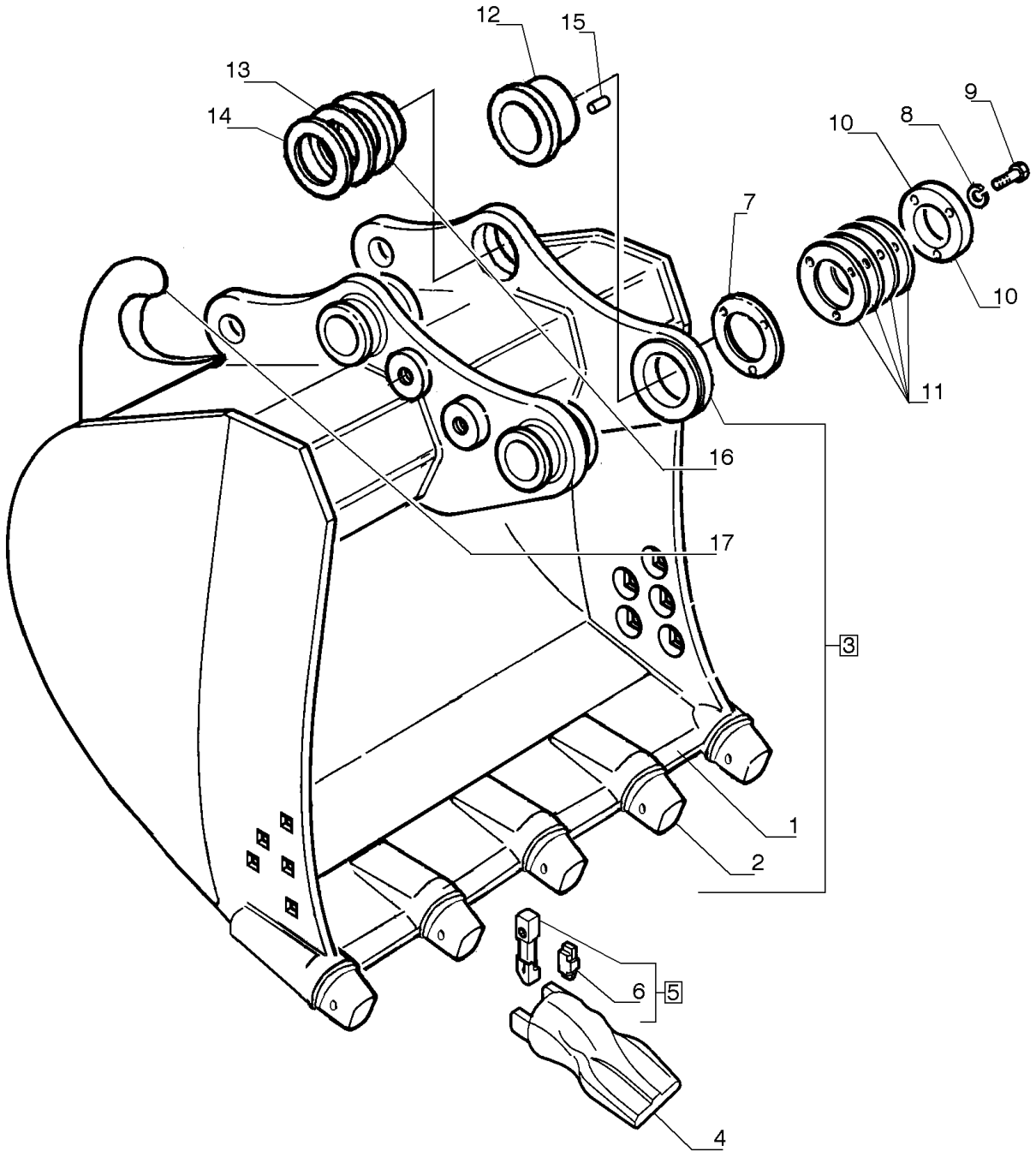

CAÇAMBA GP ESTREITA - 1,30 METROS CÚBICOS

REF	FN	PART NUMBER	YR/SN	QTY	DESCRIPTION
1		75322135		1	SUPORTE DO ARADO
2		72204480		5	PORTA-DENTES
3		87638394		1	CAÇAMBA
4		87638115		5	DENTE DA NAVALHA
5		72204481		5	PINO ELÁSTICO
6		72206731		5	RETENTOR
7		75325825		AR	CALÇO DE AFINAÇÃO 1.00mm
8		10517271		3	TRAVA DA ARRUELA
9		11118931		3	PARAFUSO Hex, M16 x 50, 10.9
10		75325826		1	PLACA
11		75325824		AR	CALÇO DE AFINAÇÃO 0.50mm
12		75327081		1	BUCHA
13		75261592		AR	CALÇO DE AFINAÇÃO 1.00mm
14		75261591		AR	CALÇO DE AFINAÇÃO 0.50mm
15		10493230		1	PINO
16		75327080		2	BUCHA
17		75245286		1	GANCHO

84.100.AB	11	p1	7/2014

CAÇAMBA GP ESTREITA - 1,50 METROS CÚBICOS (SMART-FIT)

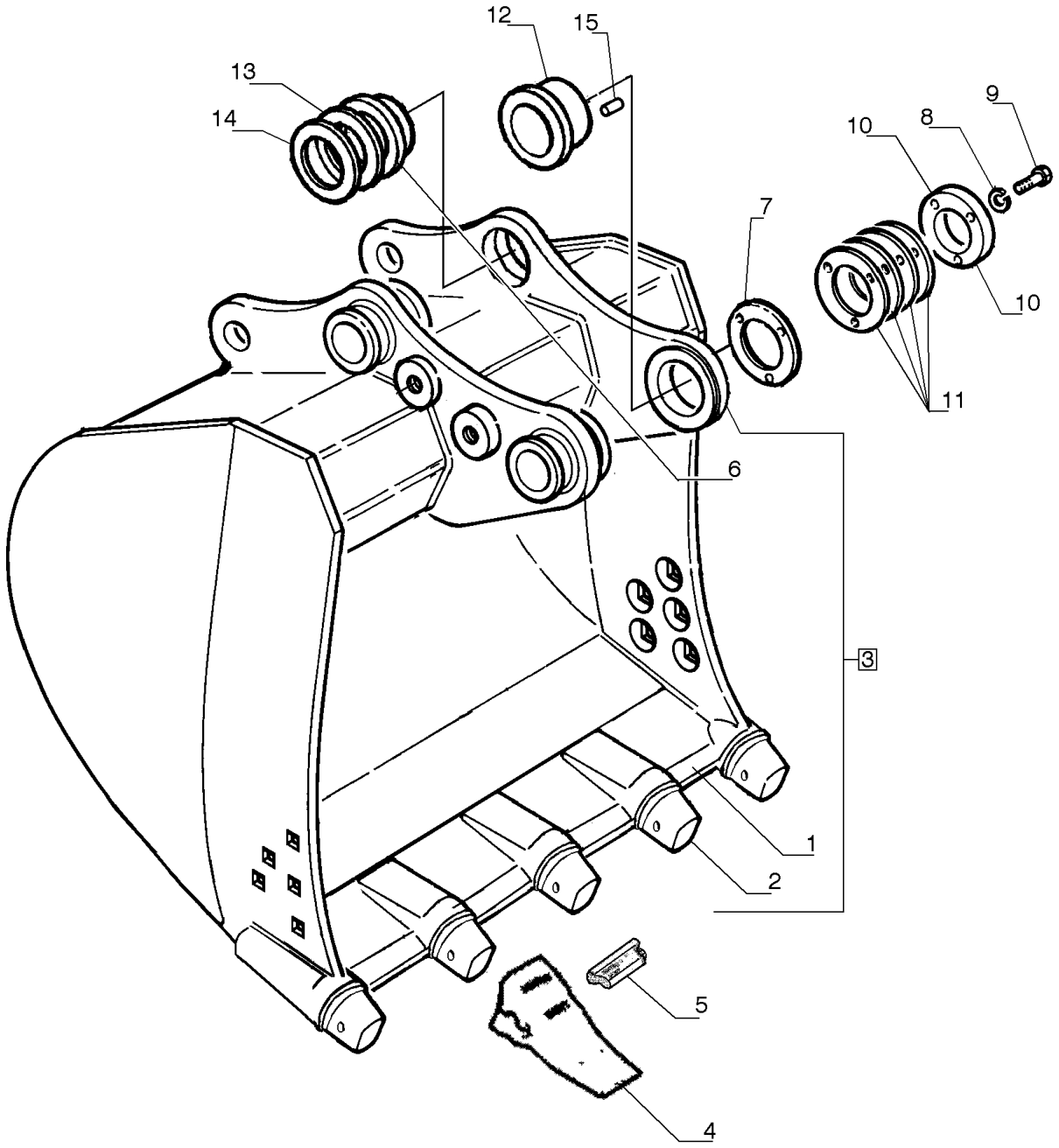

CAÇAMBA GP ESTREITA - 1,50 METROS CÚBICOS (SMART-FIT)

REF FN	PART NUMBER	YR/SN	QTY	DESCRIPTION
1	{47605789}		1	
2	84254582		5	ADAPTADOR
3	47605786		1	CAÇAMBA GP Narrow Smartfit, 1.5 Cu Meter
4	84216123		5	DENTE DA NAVALHA
5	84168140		5	CHAVE DA CAÇAMBA
6	75327080		2	BUCHA
7	75325825		AR	CALÇO DE AFINAÇÃO 1.00mm
8	10517271		3	TRAVA DA ARRUELA
9	11118931		3	PARAFUSO Hex, M16 x 50, 10.9
10	75325826		1	PLACA
11	75325824		AR	CALÇO DE AFINAÇÃO 0.50mm
12	75327081		1	BUCHA
13	75261592		AR	CALÇO DE AFINAÇÃO 1.00mm
14	75261591		AR	CALÇO DE AFINAÇÃO 0.50mm
15	10493230		1	PINO

84.100.AB	12	p1	7/2014

CAÇAMBA GP ESTREITA - 1,50 METROS CÚBICOS

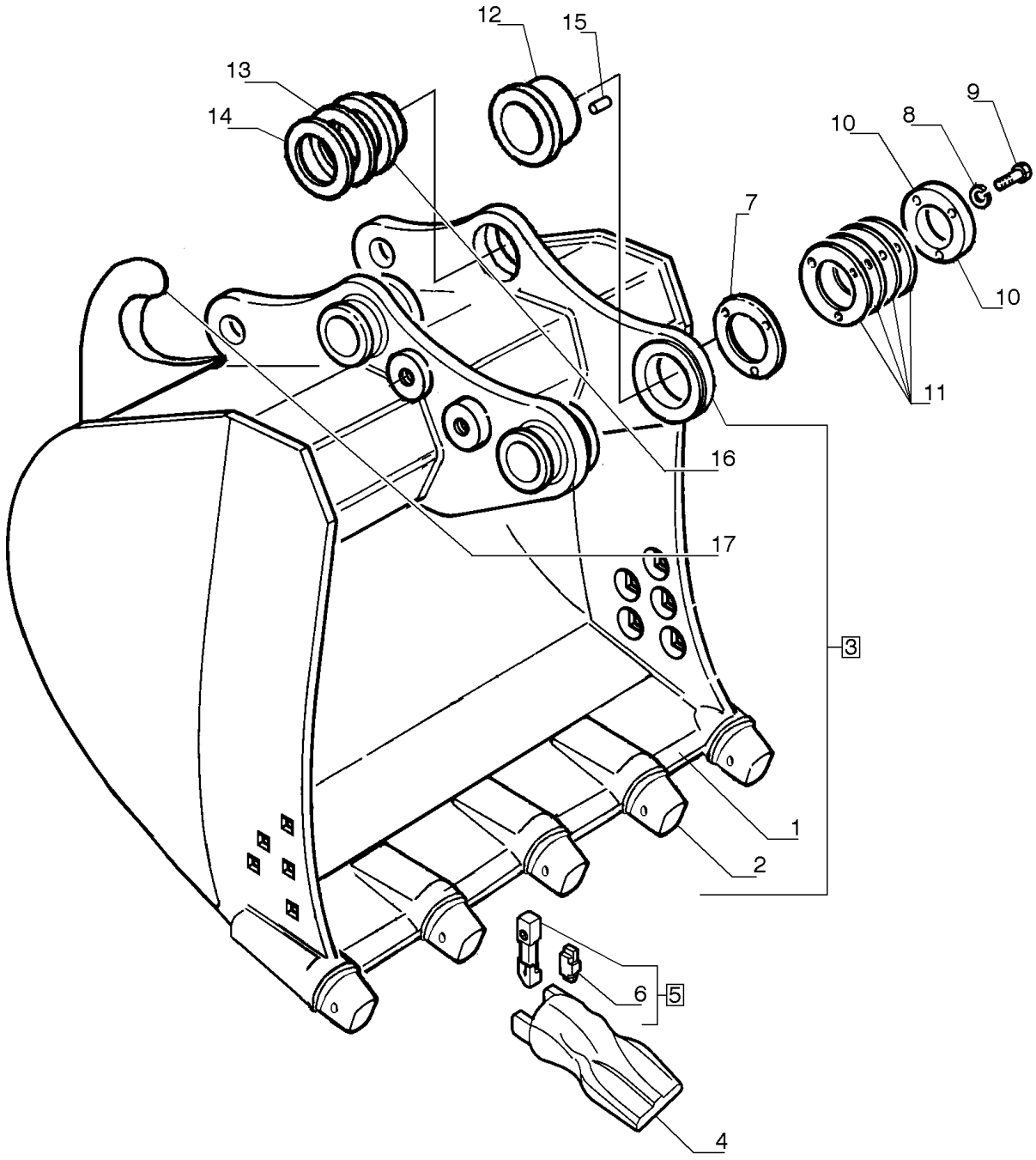

CAÇAMBA GP ESTREITA - 1,50 METROS CÚBICOS

REF	FN	PART NUMBER	YR/SN	QTY	DESCRIPTION
1		75322110		1	SUPORTE DO ARADO
2		72204480		5	PORTA-DENTES
3		87638393		1	CAÇAMBA
4		87638115		5	DENTE DA NAVALHA
5		72204481		5	PINO ELÁSTICO
6		72206731		5	RETENTOR
7		75325825		AR	CALÇO DE AFINAÇÃO 1.00mm
8		10517271		3	TRAVA DA ARRUELA
9		11118931		3	PARAFUSO Hex, M16 x 50, 10.9
10		75325826		1	PLACA
11		75325824		AR	CALÇO DE AFINAÇÃO 0.50mm
12		75327081		1	BUCHA
13		75261592		AR	CALÇO DE AFINAÇÃO 1.00mm
14		75261591		AR	CALÇO DE AFINAÇÃO 0.50mm
15		10493230		1	PINO
16		75327080		2	BUCHA
17		75245286		1	GANCHO

84.100.AB	13	p1	7/2014

CAÇAMBA GP LARGA - 1,70 METROS CÚBICOS (SMART-FIT)

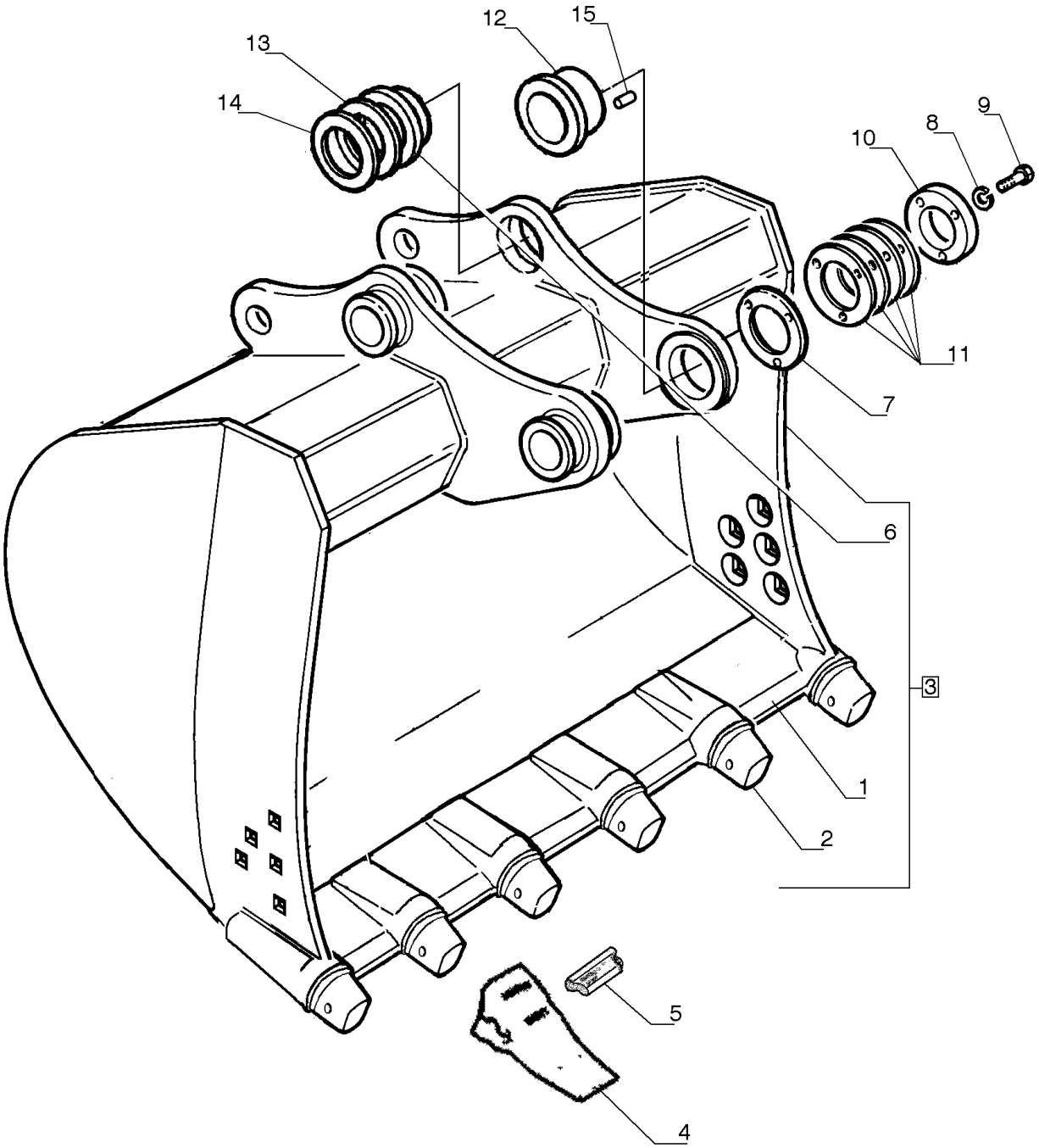

CAÇAMBA GP LARGA - 1,70 METROS CÚBICOS (SMART-FIT)

REF	FN	PART NUMBER	YR/SN	QTY	DESCRIPTION
1		{47605774}		1	
2		84254582		6	ADAPTADOR
3		47605771		1	CAÇAMBA GP Narrow Smartfit, 1.7 Cu Meter
4		84216123		6	DENTE DA NAVALHA
5		84168140		6	CHAVE DA CAÇAMBA
6		75327080		2	BUCHA
7		75325825		AR	CALÇO DE AFINAÇÃO 1.00mm
8		10517271		3	TRAVA DA ARRUELA
9		11118931		3	PARAFUSO Hex, M16 x 50, 10.9
10		75325826		1	PLACA
11		75325824		AR	CALÇO DE AFINAÇÃO 0.50mm
12		75327081		1	BUCHA
13		75261592		AR	CALÇO DE AFINAÇÃO 1.00mm
14		75261591		AR	CALÇO DE AFINAÇÃO 0,50mm
15		10493230		1	PINO

84.100.AB	14	p1	7/2014

CAÇAMBA ESTREITA - 1,70 METROS CÚBICOS

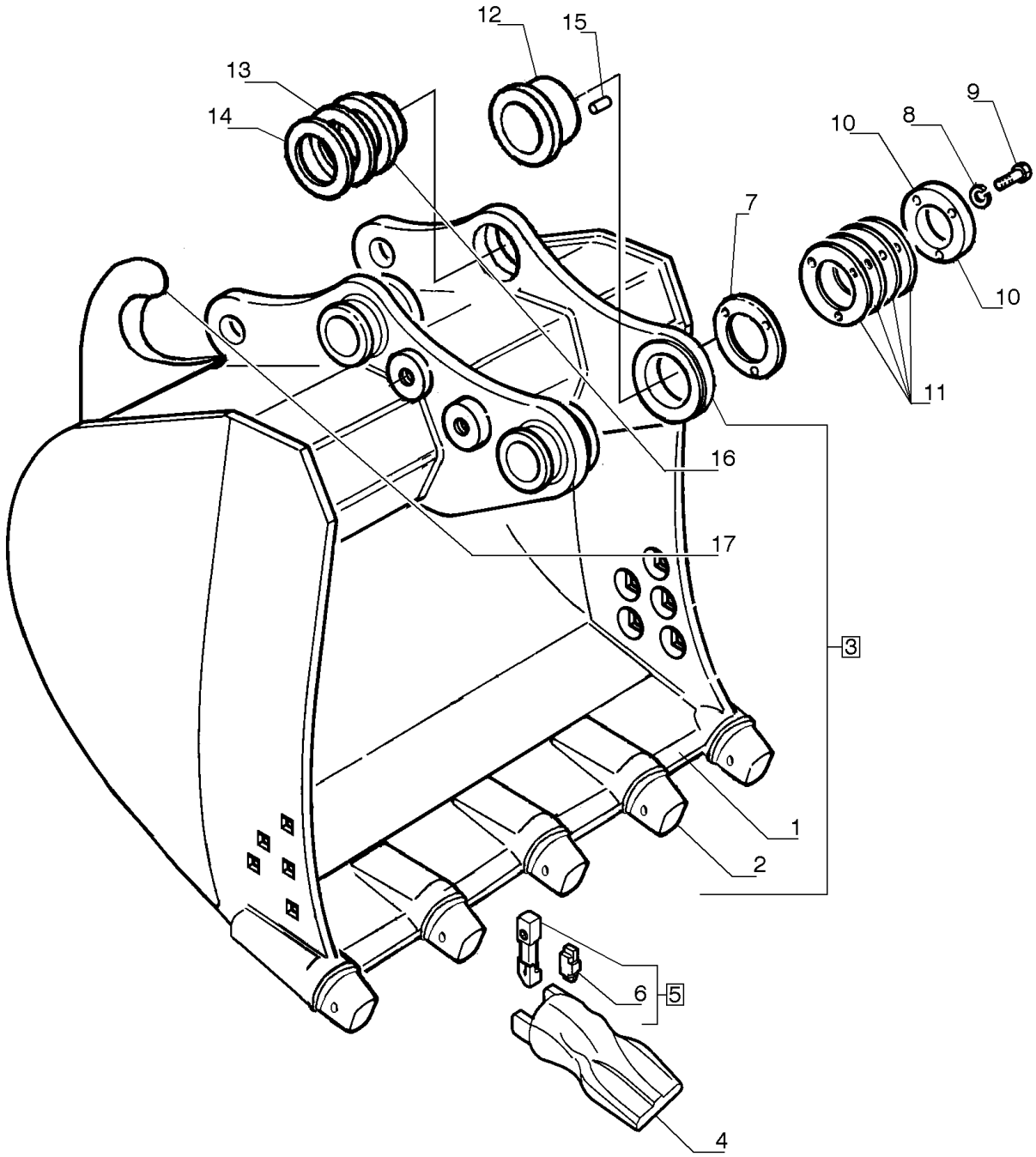

CAÇAMBA ESTREITA - 1,70 METROS CÚBICOS

REF FN	PART NUMBER	YR/SN	QTY	DESCRIPTION
1	87558032		1	PLACA
2	72204480		5	PORTA-DENTES
3	87633972		1	CAÇAMBA WITH HOOK
4	87638115		5	DENTE DA NAVALHA
5	72204481		5	PINO ELÁSTICO
6	72206731		5	RETENTOR
7	75325825		AR	CALÇO DE AFINAÇÃO 1.00mm
8	10517271		3	TRAVA DA ARRUELA
9	11118931		3	PARAFUSO Hex, M16 x 50, 10.9
10	75325826		1	PLACA
11	75325824		AR	CALÇO DE AFINAÇÃO 0.50mm
12	75327081		1	BUCHA
13	75261592		AR	CALÇO DE AFINAÇÃO 1.00mm
14	75261591		AR	CALÇO DE AFINAÇÃO 0.50mm
15	10493230		1	PINO
16	75327080		2	BUCHA
17	75245286		1	GANCHO

84.100.AB	15	p1	7/2014

CAÇAMBA HD LARGA - 0,80 METROS CÚBICOS (SMART-FIT)

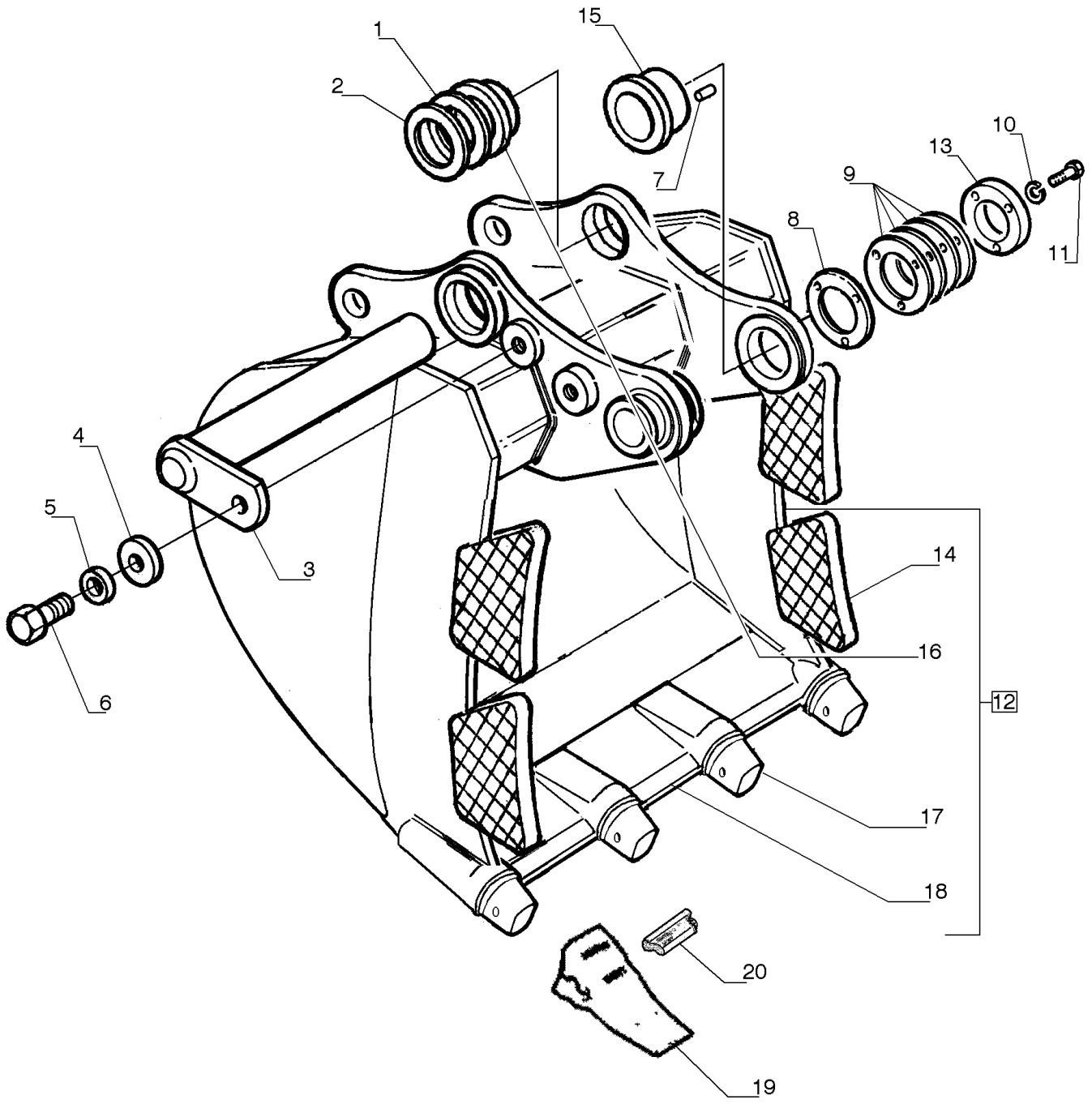

CAÇAMBA HD LARGA - 0,80 METROS CÚBICOS (SMART-FIT)

REF	FN	PART NUMBER	YR/SN	QTY	DESCRIPTION
1		75261592		AR	CALÇO DE AFINAÇÃO 1.00mm
2		75261591		AR	CALÇO DE AFINAÇÃO 0.50mm
3		75327104		2	PINO
4		75256026		2	ARRUELA PLANA
5		10517471		2	ARRUELA PLANA
6		11124431		2	PARAFUSO Hex, M20 x 40mm, Cl 10.9, Full Thd
7		10493230		1	PINO
8		75325825		AR	CALÇO DE AFINAÇÃO 1.00mm
9		75325824		AR	CALÇO DE AFINAÇÃO 0.50mm
10		10517271		3	TRAVA DA ARRUELA
11		11118931		3	PARAFUSO Hex, M16 x 50, 10.9
12		47605714		1	CAÇAMBA HD Wide Smartfit, 0.8 Cu Meter
13		75325826		1	PLACA
14		75260551		4	REFORÇO
15		75327106		1	BUCHA
16		75264389		2	BUCHA
17		84289935		4	PORTA-DENTES
18		{47605717}		1	
19		84254196		4	DENTE DA NAVALHA
20		84289948		4	PORTA-DENTES

84.100.AB	16	p1	7/2014

CAÇAMBA HD LARGA - 0,80 METROS CÚBICOS

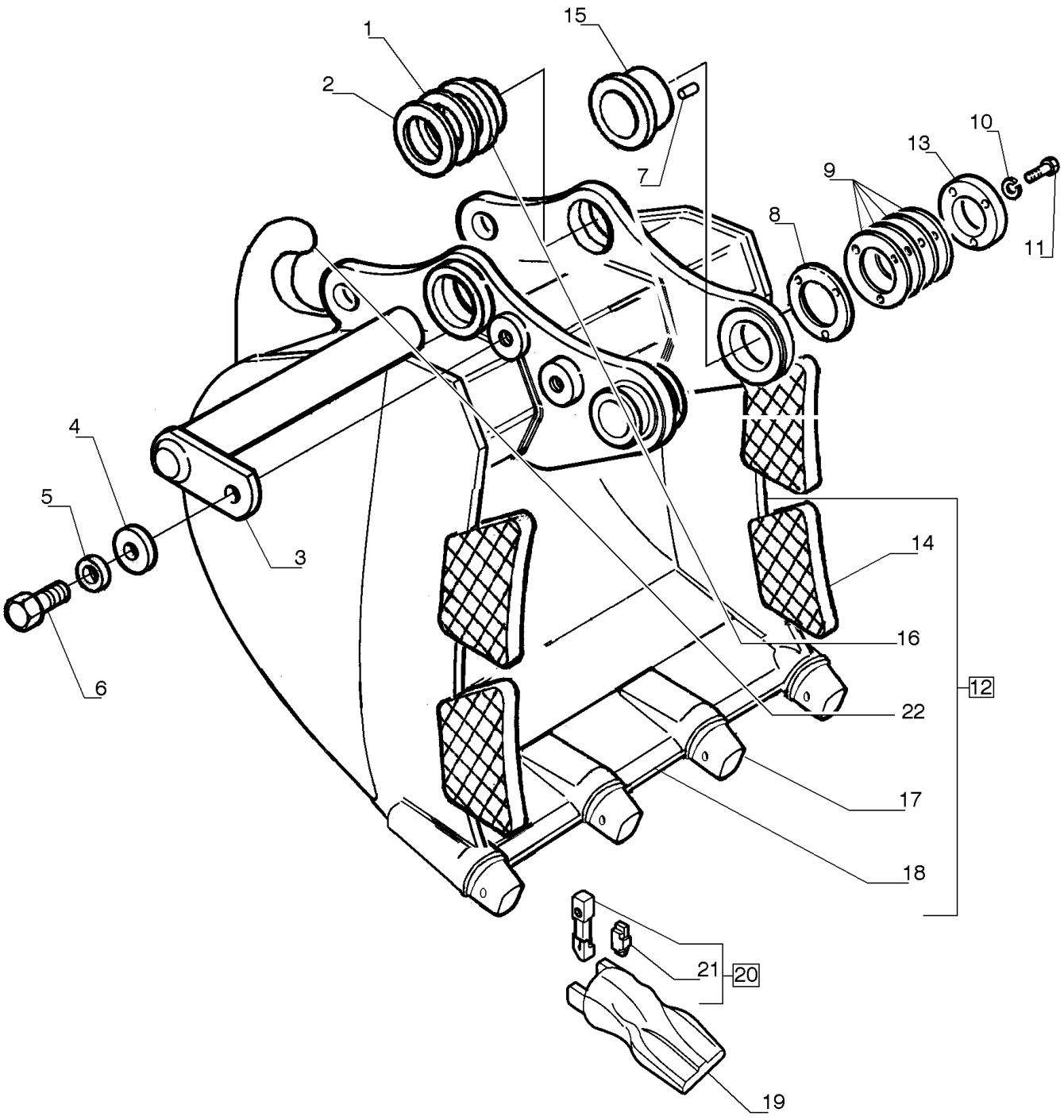

CAÇAMBA HD LARGA - 0,80 METROS CÚBICOS

REF FN	PART NUMBER	YR/SN	QTY	DESCRIPTION
1	75261592		AR	CALÇO DE AFINAÇÃO 1.00mm
2	75261591		AR	CALÇO DE AFINAÇÃO 0.50mm
3	75327104		2	PINO
4	75256026		2	ARRUELA PLANA
5	10517471		2	ARRUELA PLANA
6	11124431		2	PARAFUSO Hex, M20 x 40mm, Cl 10.9, Full Thd
7	10493230		1	PINO
8	75325825		AR	CALÇO DE AFINAÇÃO 1.00mm
9	75325824		AR	CALÇO DE AFINAÇÃO 0.50mm
10	10517271		3	TRAVA DA ARRUELA
11	11118931		3	PARAFUSO Hex, M16 x 50, 10.9
12	87638401		1	CAÇAMBA WITH HOOK
13	75325826		1	PLACA
14	75260551		4	REFORÇO
15	75327106		1	BUCHA
16	75264389		2	BUCHA
17	72204485		4	PORTA-DENTES
18	87638382		1	LÂMINA
19	87638186		4	DENTE DA NAVALHA
20	72204486		4	PINO ELÁSTICO
21	72206731		4	RETENTOR
22	75245286		1	GANCHO

84.100.AB	17	p1	7/2014

CAÇAMBA HD LARGA - 1,10 METROS CÚBICOS (SMART-FIT)

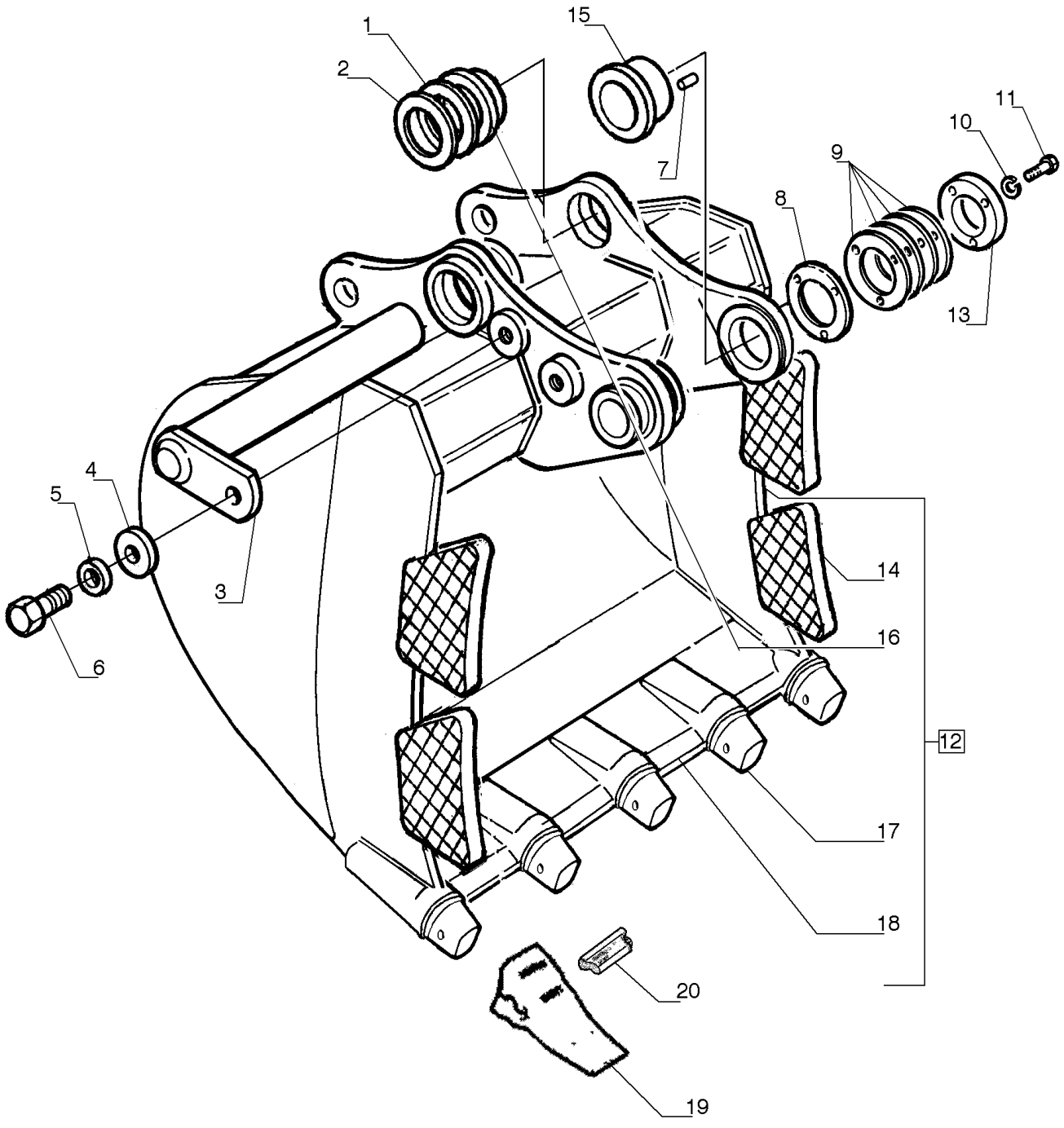

CAÇAMBA HD LARGA - 1,10 METROS CÚBICOS (SMART-FIT)

REF FN	PART NUMBER	YR/SN	QTY	DESCRIPTION
1	75261592		AR	CALÇO DE AFINAÇÃO 1.00mm
2	75261591		AR	CALÇO DE AFINAÇÃO 0.50mm
3	75327104		2	PINO
4	75256026		2	ARRUELA PLANA
5	10517471		2	ARRUELA PLANA
6	11124431		2	PARAFUSO Hex, M20 x 40mm, Cl 10.9, Full Thd
7	10493230		1	PINO
8	75325825		AR	CALÇO DE AFINAÇÃO 1.00mm
9	75325824		AR	CALÇO DE AFINAÇÃO 0.50mm
10	10517271		3	TRAVA DA ARRUELA
11	11118931		3	PARAFUSO Hex, M16 x 50, 10.9
12	47605705		1	CAÇAMBA HD Wide Smartfit, 1.1 Cu Meter
13	75325826		1	PLACA
14	75260551		4	REFORÇO
15	75327106		1	BUCHA
16	75264389		2	BUCHA
17	84289935		5	PORTA-DENTES
18	{47605708}		1	
19	84254196		5	DENTE DA NAVALHA
20	84289948		5	PORTA-DENTES

84.100.AB	18	p1	7/2014

CAÇAMBA HD LARGA - 1,10 METROS CÚBICOS

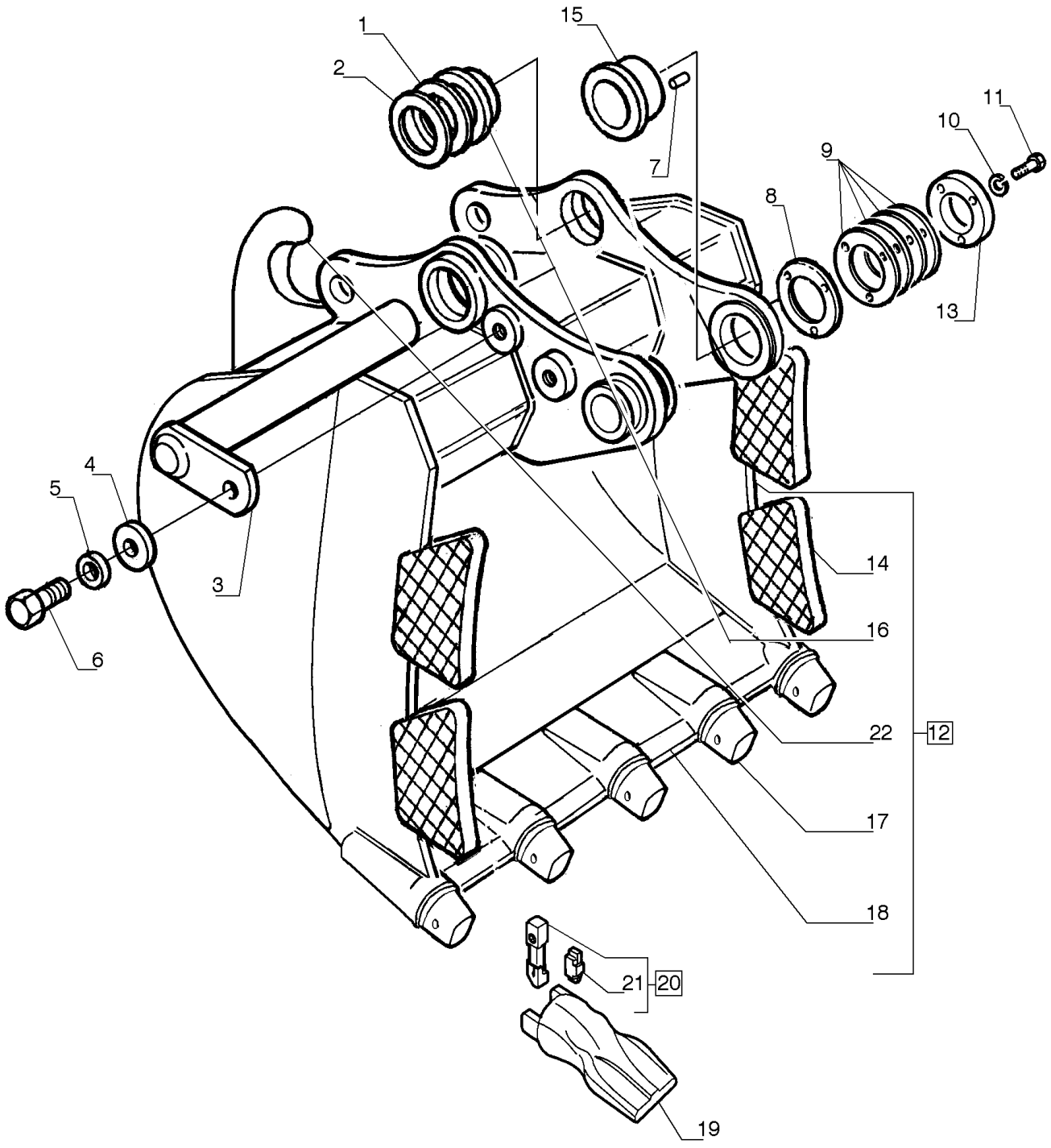

CAÇAMBA HD LARGA - 1,10 METROS CÚBICOS

REF FN	PART NUMBER	YR/SN	QTY	DESCRIPTION
1	75261592		AR	CALÇO DE AFINAÇÃO 1.00mm
2	75261591		AR	CALÇO DE AFINAÇÃO 0.50mm
3	75327104		2	PINO
4	75256026		2	ARRUELA PLANA
5	10517471		2	ARRUELA PLANA
6	11124431		2	PARAFUSO Hex, M20 x 40mm, Cl 10.9, Full Thd
7	10493230		1	PINO
8	75325825		AR	CALÇO DE AFINAÇÃO 1.00mm
9	75325824		AR	CALÇO DE AFINAÇÃO 0.50mm
10	10517271		3	TRAVA DA ARRUELA
11	11118931		3	PARAFUSO Hex, M16 x 50, 10.9
12	87638399		1	CAÇAMBA WITH HOOK
13	75325826		1	PLACA
14	75260551		4	REFORÇO
15	75327106		1	BUCHA
16	75264389		2	BUCHA
17	72204485		5	PORTA-DENTES
18	87638380		1	CAÇAMBA
19	87638186		5	DENTE DA NAVALHA
20	72204486		5	PINO ELÁSTICO
21	72206731		5	RETENTOR
22	75245286		1	GANCHO

84.100.AB	19	p1	7/2014

CAÇAMBA HD LARGA - 1,30 METROS CÚBICOS (SMART-FIT)

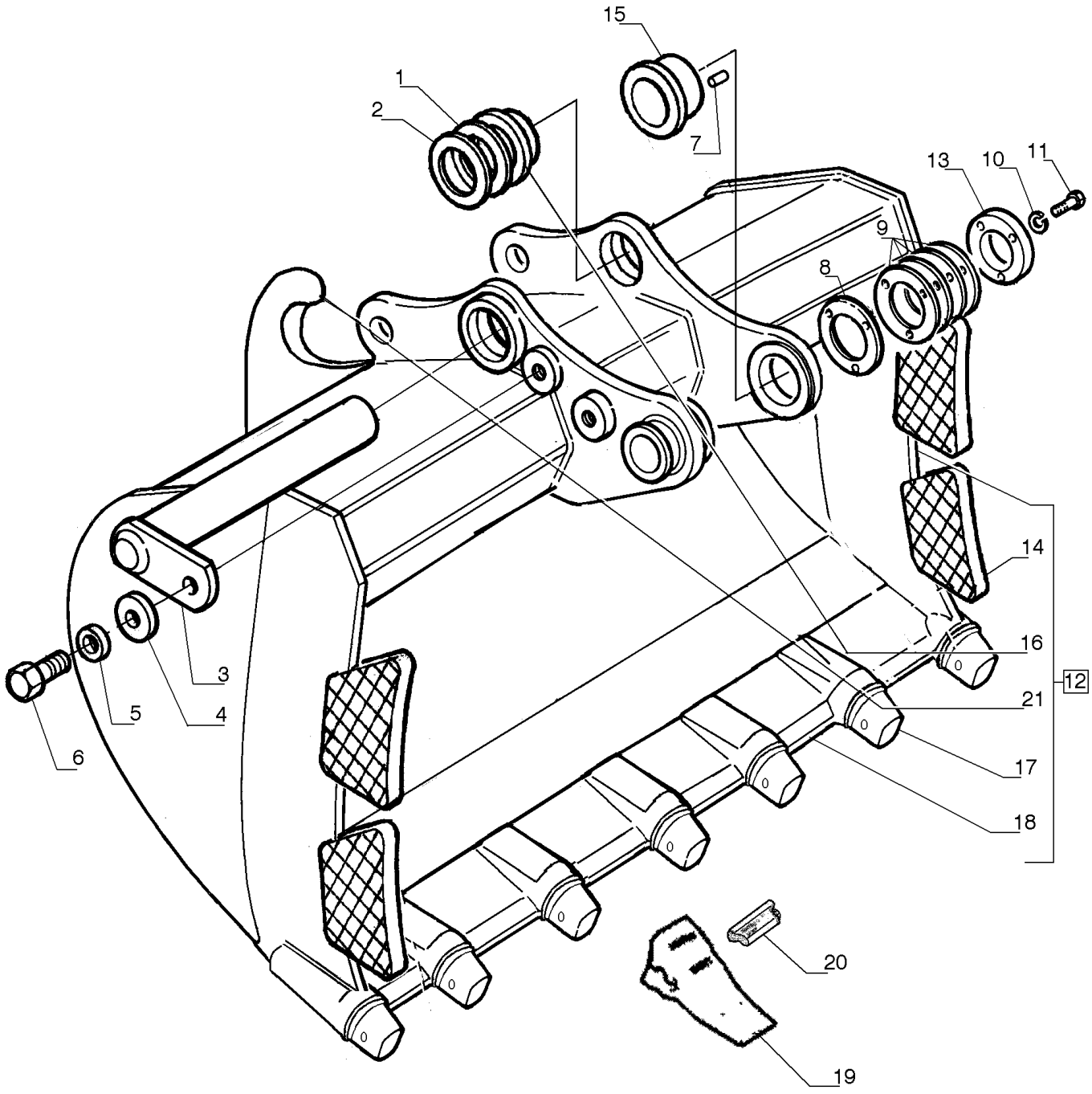

CAÇAMBA HD LARGA - 1,30 METROS CÚBICOS (SMART-FIT)

REF	FN	PART NUMBER	YR/SN	QTY	DESCRIPTION
1		75261592		AR	CALÇO DE AFINAÇÃO 1.00mm
2		75261591		AR	CALÇO DE AFINAÇÃO 0.50mm
3		75327104		2	PINO
4		75256026		2	ARRUELA PLANA
5		10517471		2	ARRUELA PLANA
6		11124431		2	PARAFUSO Hex, M20 x 40mm, Cl 10.9, Full Thd
7		10493230		1	PINO
8		75325825		AR	CALÇO DE AFINAÇÃO 1.00mm
9		75325824		AR	CALÇO DE AFINAÇÃO 0.50mm
10		10517271		3	TRAVA DA ARRUELA
11		11118931		3	PARAFUSO Hex, M16 x 50, 10.9
12		47605669		1	CAÇAMBA HD Wide Smartfit, 1.3 Cu Meter
13		75325826		1	PLACA
14		75260551		4	REFORÇO
15		75327106		1	BUCHA
16		75264389		2	BUCHA
17		84289935		6	PORTA-DENTES
18		{47605672}		1	
19		84254196		6	DENTE DA NAVALHA
20		84289946		6	CHAVE DA CAÇAMBA
21		75245286		1	GANCHO

84.100.AB	20	p1	7/2014

CAÇAMBA HD LARGA - 1,30 METROS CÚBICOS

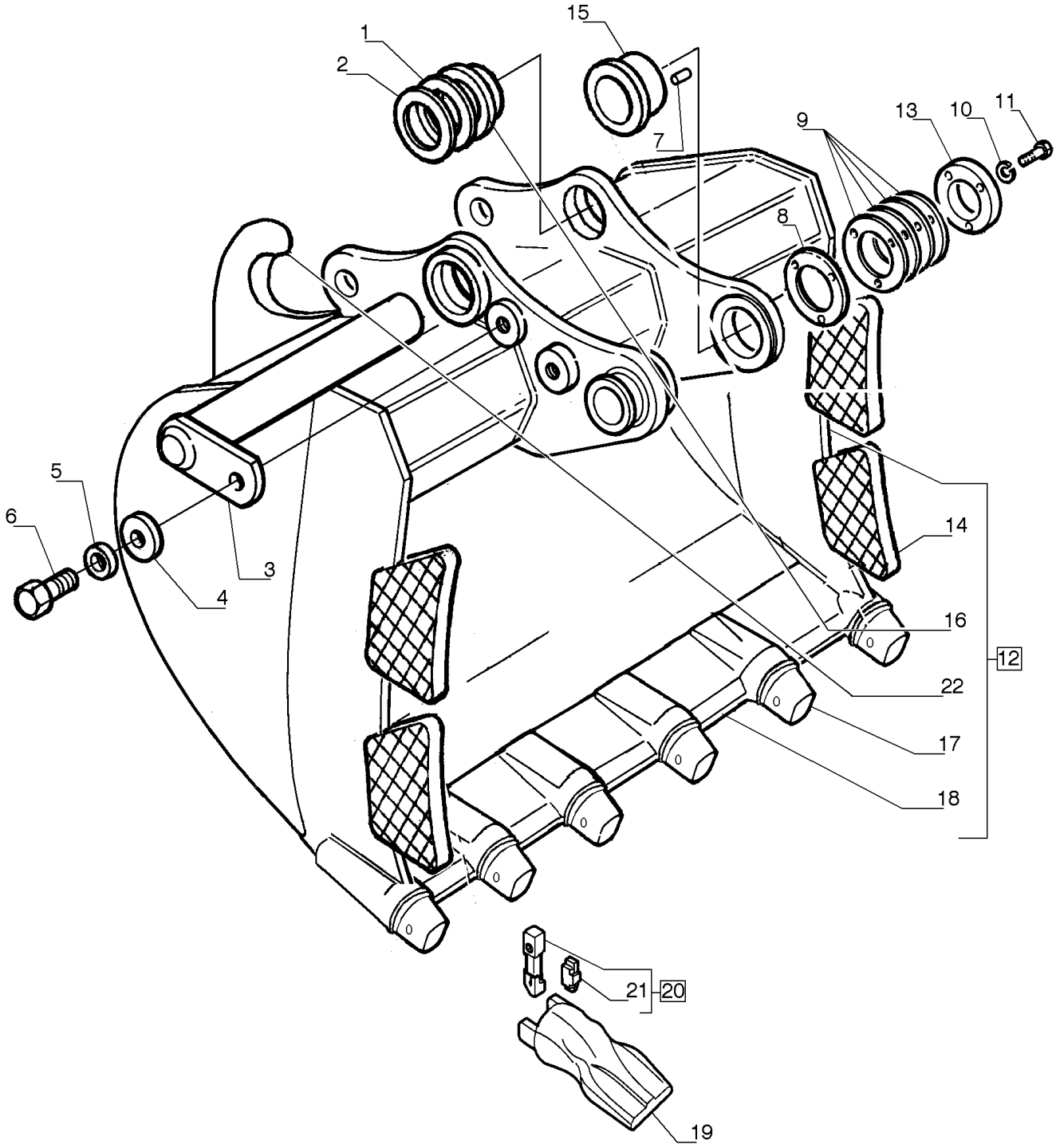

CAÇAMBA HD LARGA - 1,30 METROS CÚBICOS

REF	FN	PART NUMBER	YR/SN	QTY	DESCRIPTION
1		75261592		AR	CALÇO DE AFINAÇÃO 1.00mm
2		75261591		AR	CALÇO DE AFINAÇÃO 0.50mm
3		75327104		2	PINO
4		75256026		2	ARRUELA PLANA
5		10517471		2	ARRUELA PLANA
6		11124431		2	PARAFUSO Hex, M20 x 40mm, Cl 10.9, Full Thd
7		10493230		1	PINO
8		75325825		AR	CALÇO DE AFINAÇÃO 1.00mm
9		75325824		AR	CALÇO DE AFINAÇÃO 0.50mm
10		10517271		3	TRAVA DA ARRUELA
11		11118931		3	PARAFUSO Hex, M16 x 50, 10.9
12		87638398		1	CAÇAMBA WITH HOOK
13		75325826		1	PLACA
14		75260551		4	REFORÇO
15		75327106		1	BUCHA
16		75264389		2	BUCHA
17		72204485		6	PORTA-DENTES
18		87638379		1	FACA
19		87638186		6	DENTE DA NAVALHA
20		72204486		6	PINO ELÁSTICO
21		72206731		6	RETENTOR
22		75245286		1	GANCHO

84.100.AB	22	p1	7/2014

CAÇAMBA HD ESTREITA - 1,10 METROS CÚBICOS (SMART-FIT)

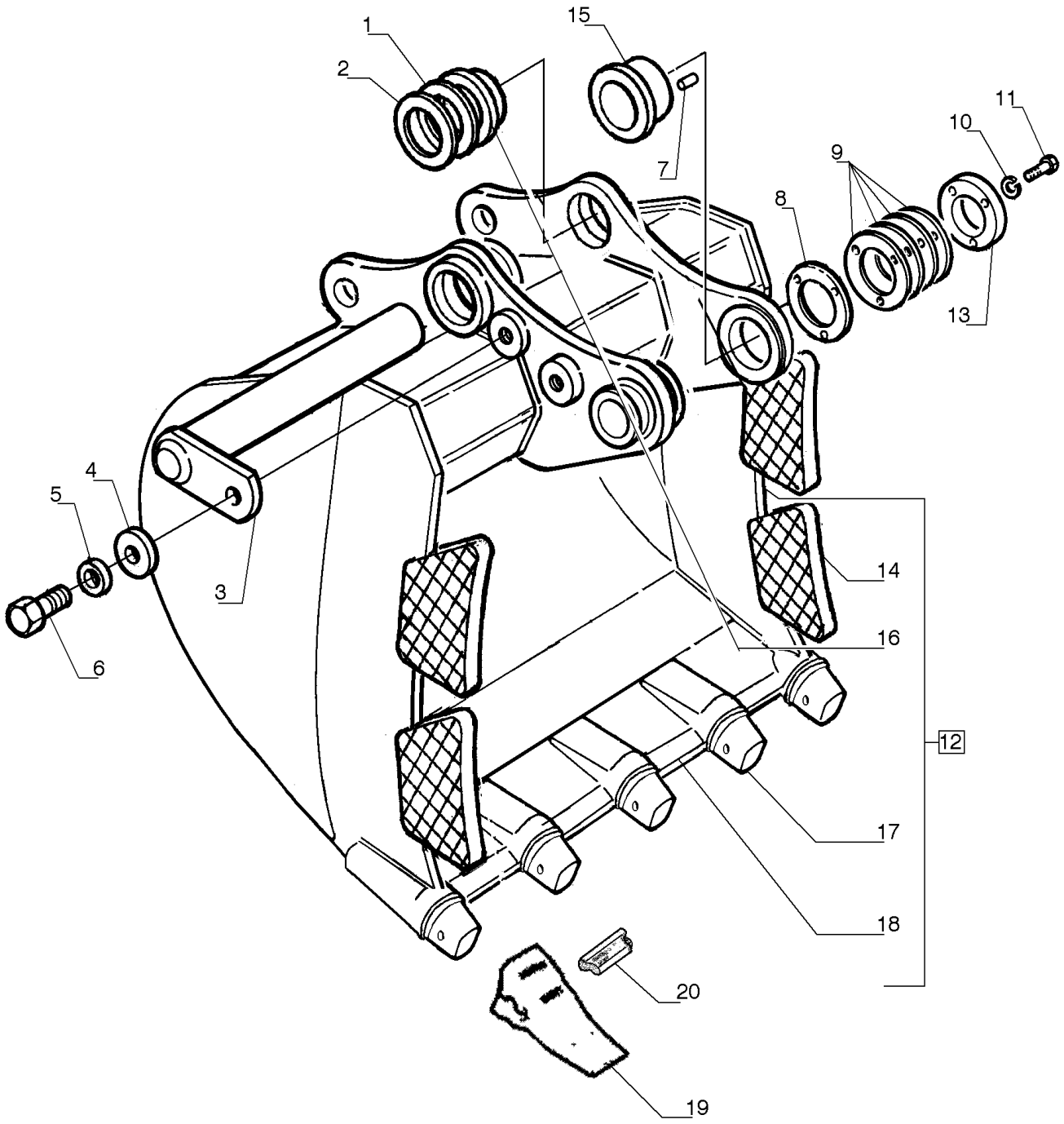

CAÇAMBA HD ESTREITA - 1,10 METROS CÚBICOS (SMART-FIT)

REF FN	PART NUMBER	YR/SN	QTY	DESCRIPTION
1	75261592		AR	CALÇO DE AFINAÇÃO 1.00mm
2	75261591		AR	CALÇO DE AFINAÇÃO 0.50mm
3	75327104		2	PINO
4	75256026		2	ARRUELA PLANA
5	10517471		2	ARRUELA PLANA
6	11124431		2	PARAFUSO Hex, M20 x 40mm, Cl 10.9, Full Thd
7	10493230		1	PINO
8	75325825		AR	CALÇO DE AFINAÇÃO 1.00mm
9	75325824		AR	CALÇO DE AFINAÇÃO 0.50mm
10	10517271		3	TRAVA DA ARRUELA
11	11118931		3	PARAFUSO Hex, M16 x 50, 10.9
12	47605737		1	CAÇAMBA HD Narrow Smartfit, 1.1 Cu Meter
13	75325826		1	PLACA
14	75260551		4	REFORÇO
15	75327106		1	BUCHA
16	75264389		2	BUCHA
17	84289935		4	PORTA-DENTES
18	{47605740}		1	
19	84254196		4	DENTE DA NAVALHA
20	84289946		4	CHAVE DA CAÇAMBA

84.100.AB	23	p1	7/2014

CAÇAMBA HD ESTREITA - 1,10 METROS CÚBICOS

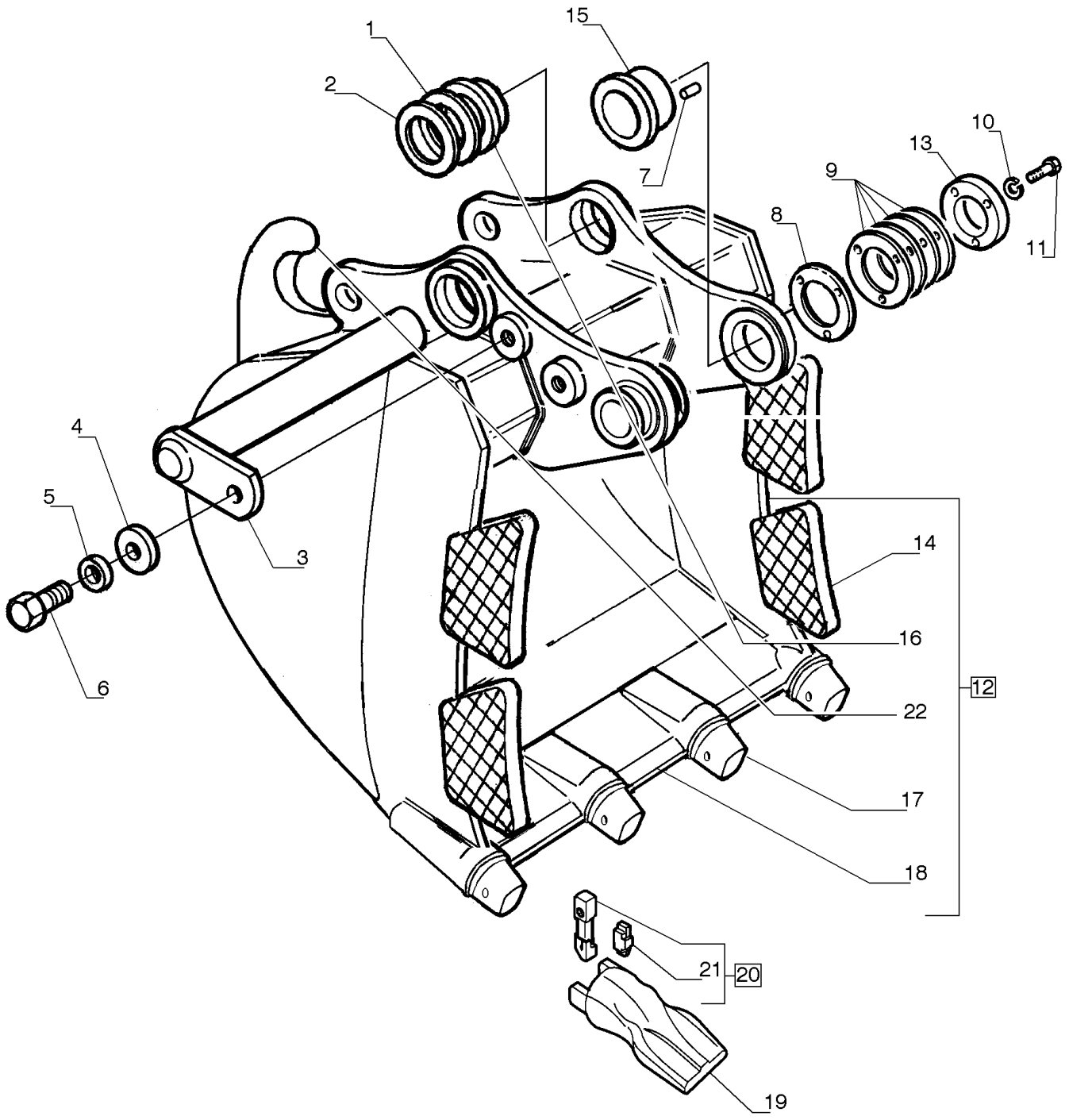

CAÇAMBA HD ESTREITA - 1,10 METROS CÚBICOS

REF FN	PART NUMBER	YR/SN	QTY	DESCRIPTION
1	75261592		AR	CALÇO DE AFINAÇÃO 1.00mm
2	75261591		AR	CALÇO DE AFINAÇÃO 0.50mm
3	75327104		2	PINO
4	75256026		2	ARRUELA PLANA
5	10517471		2	ARRUELA PLANA
6	11124431		2	PARAFUSO Hex, M20 x 40mm, Cl 10.9, Full Thd
7	10493230		1	PINO
8	75325825		AR	CALÇO DE AFINAÇÃO 1.00mm
9	75325824		AR	CALÇO DE AFINAÇÃO 0.50mm
10	10517271		3	TRAVA DA ARRUELA
11	11118931		3	PARAFUSO Hex, M16 x 50, 10.9
12	87638406		1	CAÇAMBA
13	75325826		1	PLACA
14	75260551		4	REFORÇO
15	75327106		1	BUCHA
16	75264389		2	BUCHA
17	72204485		4	PORTA-DENTES
18	87638385		1	LÂMINA
19	87638186		4	DENTE DA NAVALHA
20	72204486		4	PINO ELÁSTICO
21	72206731		4	RETENTOR
22	75245286		1	GANCHO

84.100.AB	24	p1	7/2014

CAÇAMBA HD ESTREITA - 1,30 METROS CÚBICOS (SMART-FIT)

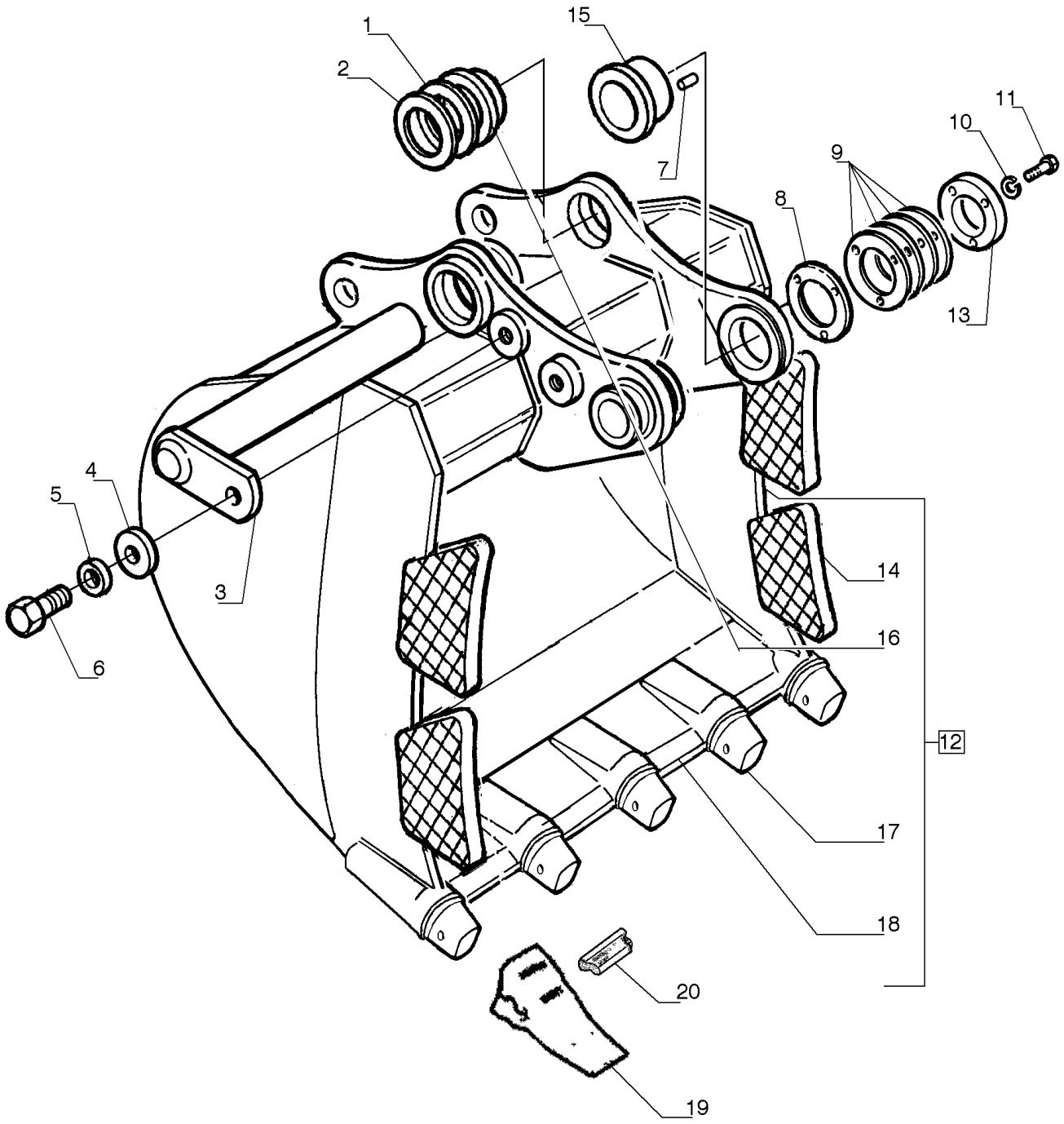

CAÇAMBA HD ESTREITA - 1,30 METROS CÚBICOS (SMART-FIT)

REF FN	PART NUMBER	YR/SN	QTY	DESCRIPTION
1	75261592		AR	CALÇO DE AFINAÇÃO 1.00mm
2	75261591		AR	CALÇO DE AFINAÇÃO 0.50mm
3	75327104		2	PINO
4	75256026		2	ARRUELA PLANA
5	10517471		2	ARRUELA PLANA
6	11124431		2	PARAFUSO Hex, M20 x 40mm, Cl 10.9, Full Thd
7	10493230		1	PINO
8	75325825		AR	CALÇO DE AFINAÇÃO 1.00mm
9	75325824		AR	CALÇO DE AFINAÇÃO 0.50mm
10	10517271		3	TRAVA DA ARRUELA
11	11118931		3	PARAFUSO Hex, M16 x 50, 10.9
12	47605727		1	CAÇAMBA HD Narrow Smartfit, 1.25 Cu Meter
13	75325826		1	PLACA
14	75260551		4	REFORÇO
15	75327106		1	BUCHA
16	75264389		2	BUCHA
17	84289935		5	PORTA-DENTES
18	{47605730}		1	
19	84254196		5	DENTE DA NAVALHA
20	84289946		5	CHAVE DA CAÇAMBA

84.100.AB	25	p1	7/2014

CAÇAMBA HD ESTREITA - 1,30 METROS CÚBICOS

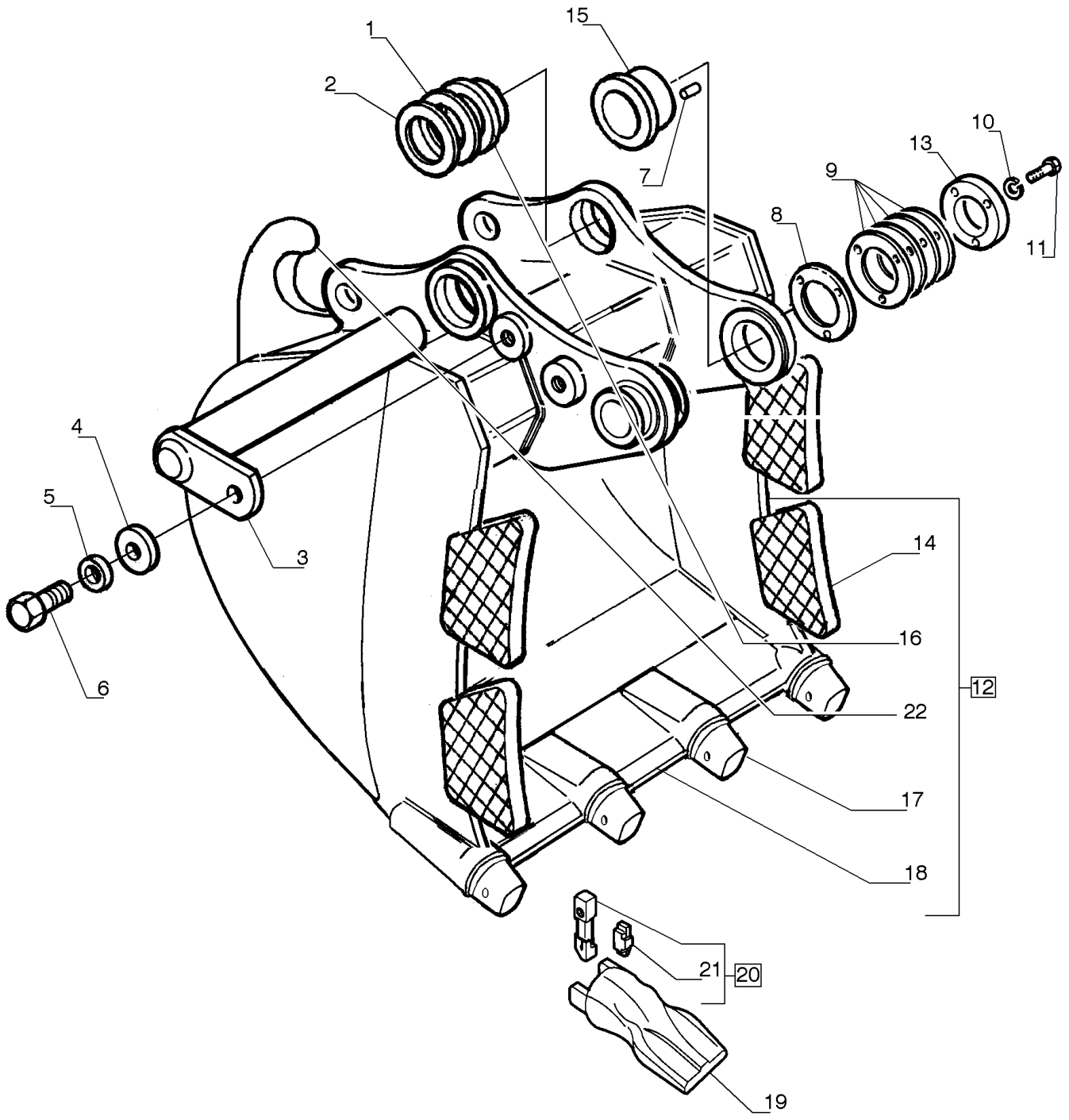

CAÇAMBA HD ESTREITA - 1,30 METROS CÚBICOS

REF FN	PART NUMBER	YR/SN	QTY	DESCRIPTION
1	75261592		AR	CALÇO DE AFINAÇÃO 1.00mm
2	75261591		AR	CALÇO DE AFINAÇÃO 0.50mm
3	75327104		2	PINO
4	75256026		2	ARRUELA PLANA
5	10517471		2	ARRUELA PLANA
6	11124431		2	PARAFUSO Hex, M20 x 40mm, Cl 10.9, Full Thd
7	10493230		1	PINO
8	75325825		AR	CALÇO DE AFINAÇÃO 1.00mm
9	75325824		AR	CALÇO DE AFINAÇÃO 0.50mm
10	10517271		3	TRAVA DA ARRUELA
11	11118931		3	PARAFUSO Hex, M16 x 50, 10.9
12	87638405		1	CAÇAMBA
13	75325826		1	PLACA
14	75260551		4	REFORÇO
15	75327106		1	BUCHA
16	75264389		2	BUCHA
17	72204485		4	PORTA-DENTES
18	87638384		1	LÂMINA
19	87638186		4	DENTE DA NAVALHA
20	72204486		4	PINO ELÁSTICO
21	72206731		4	RETENTOR
22	75245286		1	GANCHO

84.100.AB	26	p1	7/2014

CAÇAMBA HD ESTREITA - 1,40 METROS CÚBICOS (SMART-FIT)

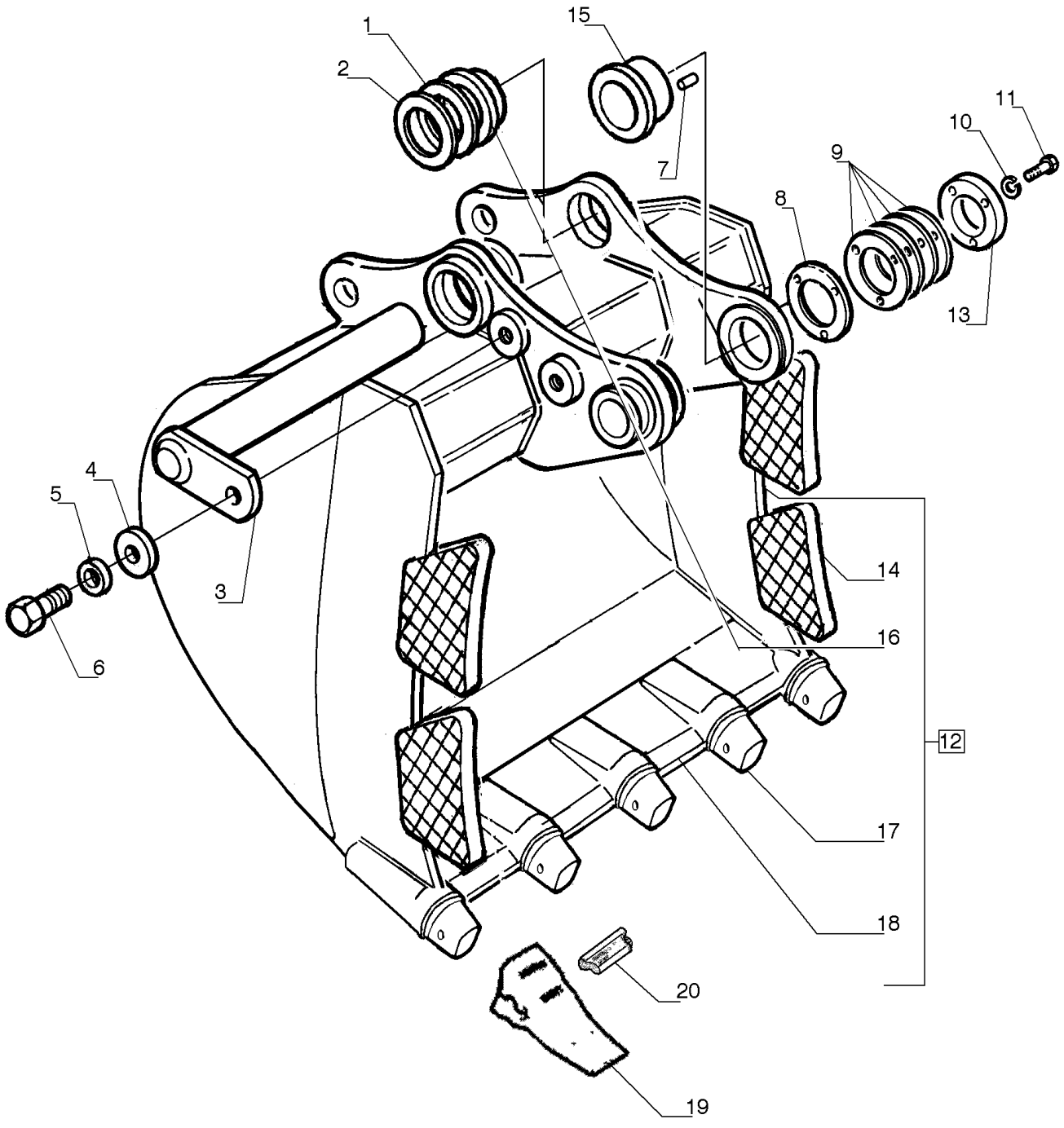

CAÇAMBA HD ESTREITA - 1,40 METROS CÚBICOS (SMART-FIT)

REF FN	PART NUMBER	YR/SN	QTY	DESCRIPTION
1	75261592		AR	CALÇO DE AFINAÇÃO 1.00mm
2	75261591		AR	CALÇO DE AFINAÇÃO 0.50mm
3	75327104		2	PINO
4	75256026		2	ARRUELA PLANA
5	10517471		2	ARRUELA PLANA
6	11124431		2	PARAFUSO Hex, M20 x 40mm, Cl 10.9, Full Thd
7	10493230		1	PINO
8	75325825		AR	CALÇO DE AFINAÇÃO 1.00mm
9	75325824		AR	CALÇO DE AFINAÇÃO 0.50mm
10	10517271		3	TRAVA DA ARRUELA
11	11118931		3	PARAFUSO Hex, M16 x 50, 10.9
12	47605722		1	CAÇAMBA HD Narrow Smartfit, 1.4 Cu Meter
13	75325826		1	PLACA
14	75260551		4	REFORÇO
15	75327106		1	BUCHA
16	75264389		2	BUCHA
17	84289935		5	PORTA-DENTES
18	{47605725}		1	
19	84254196		5	DENTE DA NAVALHA
20	84289946		5	CHAVE DA CAÇAMBA

84.100.AB	27	p1	7/2014

CAÇAMBA HD ESTREITA - 1,40 METROS CÚBICOS

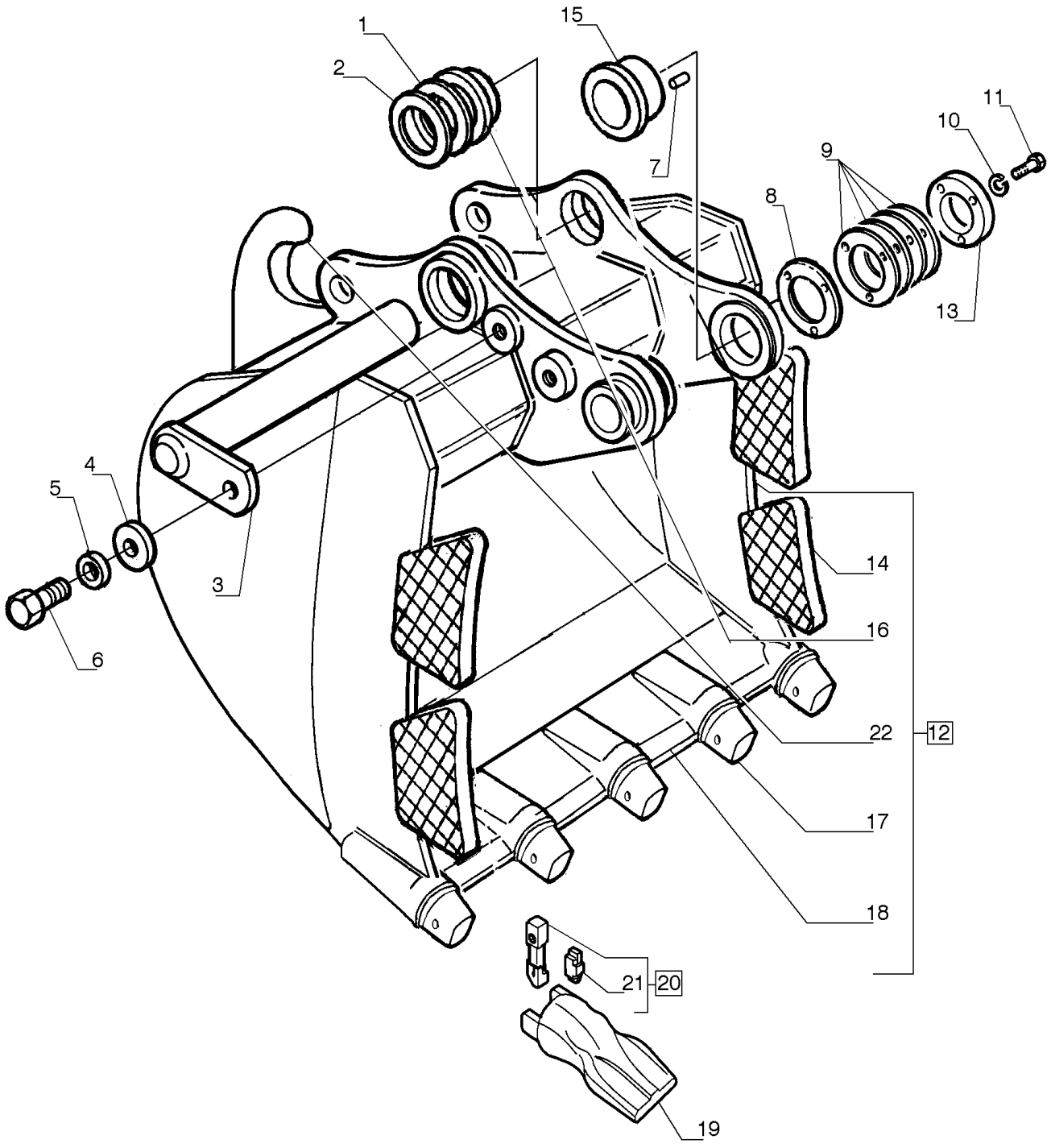

CAÇAMBA HD ESTREITA - 1,40 METROS CÚBICOS

REF FN	PART NUMBER	YR/SN	QTY	DESCRIPTION
1	75261592		AR	CALÇO DE AFINAÇÃO 1.00mm
2	75261591		AR	CALÇO DE AFINAÇÃO 0.50mm
3	75327104		2	PINO
4	75256026		2	ARRUELA PLANA
5	10517471		2	ARRUELA PLANA
6	11124431		2	PARAFUSO Hex, M20 x 40mm, Cl 10.9, Full Thd
7	10493230		1	PINO
8	75325825		AR	CALÇO DE AFINAÇÃO 1.00mm
9	75325824		AR	CALÇO DE AFINAÇÃO 0.50mm
10	10517271		3	TRAVA DA ARRUELA
11	11118931		3	PARAFUSO Hex, M16 x 50, 10.9
12	87638404		1	CAÇAMBA
13	75325826		1	PLACA
14	75260551		4	REFORÇO
15	75327106		1	BUCHA
16	75264389		2	BUCHA
17	72204485		5	PORTA-DENTES
18	87638383		1	LÂMINA
19	87638186		5	DENTE DA NAVALHA
20	72204486		5	PINO ELÁSTICO
21	72206731		5	RETENTOR
22	75245286		1	GANCHO

84.100.AB	30	p1	7/2014

CAÇAMBA LIMPA RIO - 1,10 METROS CÚBICOS

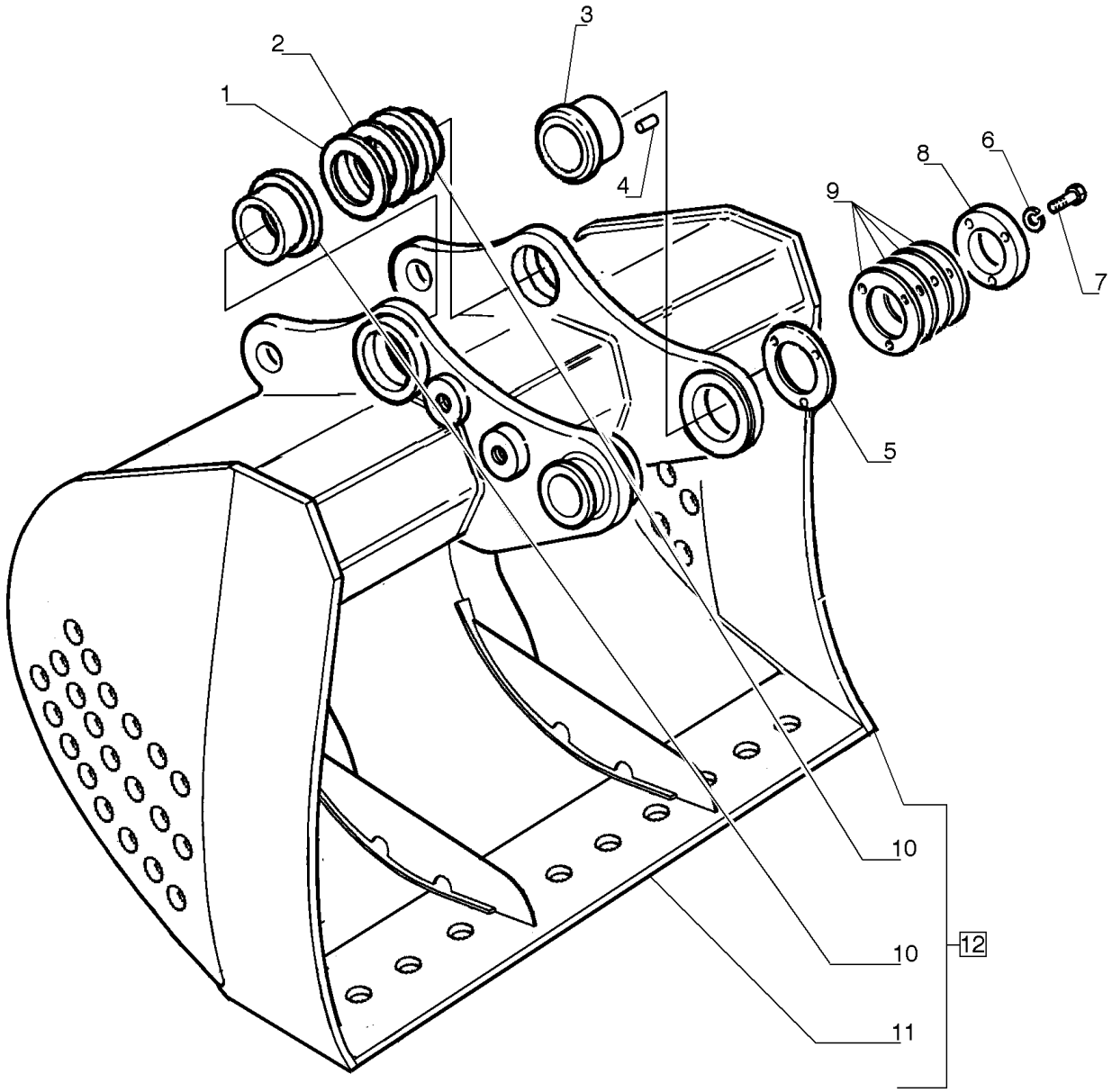

CAÇAMBA LIMPA RIO - 1,10 METROS CÚBICOS

REF FN	PART NUMBER	YR/SN	QTY	DESCRIPTION
1	75261592		AR	CALÇO DE AFINAÇÃO 1.00mm
2	75261591		AR	CALÇO DE AFINAÇÃO 0.50mm
3	75327081		1	BUCHA
4	10493230		1	PINO
5	75325825		AR	CALÇO DE AFINAÇÃO 1.00mm
6	10517271		3	TRAVA DA ARRUELA
7	11118931		3	PARAFUSO Hex, M16 x 50, 10.9
8	75325826		1	PLACA
9	75325824		AR	CALÇO DE AFINAÇÃO 0.50mm
10	75327080		2	BUCHA
11	75261121		1	BORDA CORTANTE
12	75327320		1	CAÇAMBA

84.100.AB	31	p1	7/2014

CAÇAMBA TRAPEZOIDAL - 0,40 METROS CÚBICOS

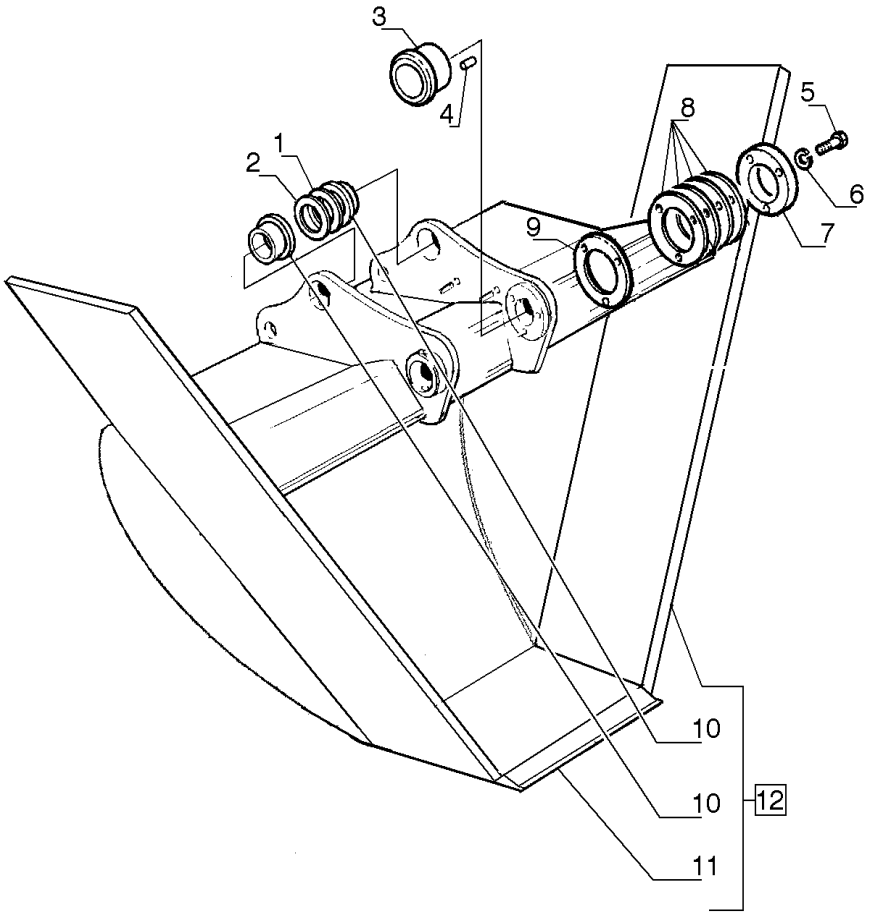

CAÇAMBA TRAPEZOIDAL - 0,40 METROS CÚBICOS

REF FN	PART NUMBER	YR/SN	QTY	DESCRIPTION
1	75261592		AR	CALÇO DE AFINAÇÃO 0.50mm
2	75261591		AR	CALÇO DE AFINAÇÃO 1.00mm
3	75327081		1	BUCHA
4	10493230		1	PINO
5	11118931		3	PARAFUSO Hex, M16 x 50, 10.9
6	10517271		3	TRAVA DA ARRUELA
7	75325826		1	PLACA
8	75325825		AR	CALÇO DE AFINAÇÃO 1.00mm
9	75325824		AR	CALÇO DE AFINAÇÃO 0.50mm
10	75327080		2	BUCHA
11	75261295		1	BORDA CORTANTE
12	75265094		1	CAÇAMBA

84.100.AD	01	p1	7/2014

FACA LATERAL DA CAÇAMBA - OPCIONAL

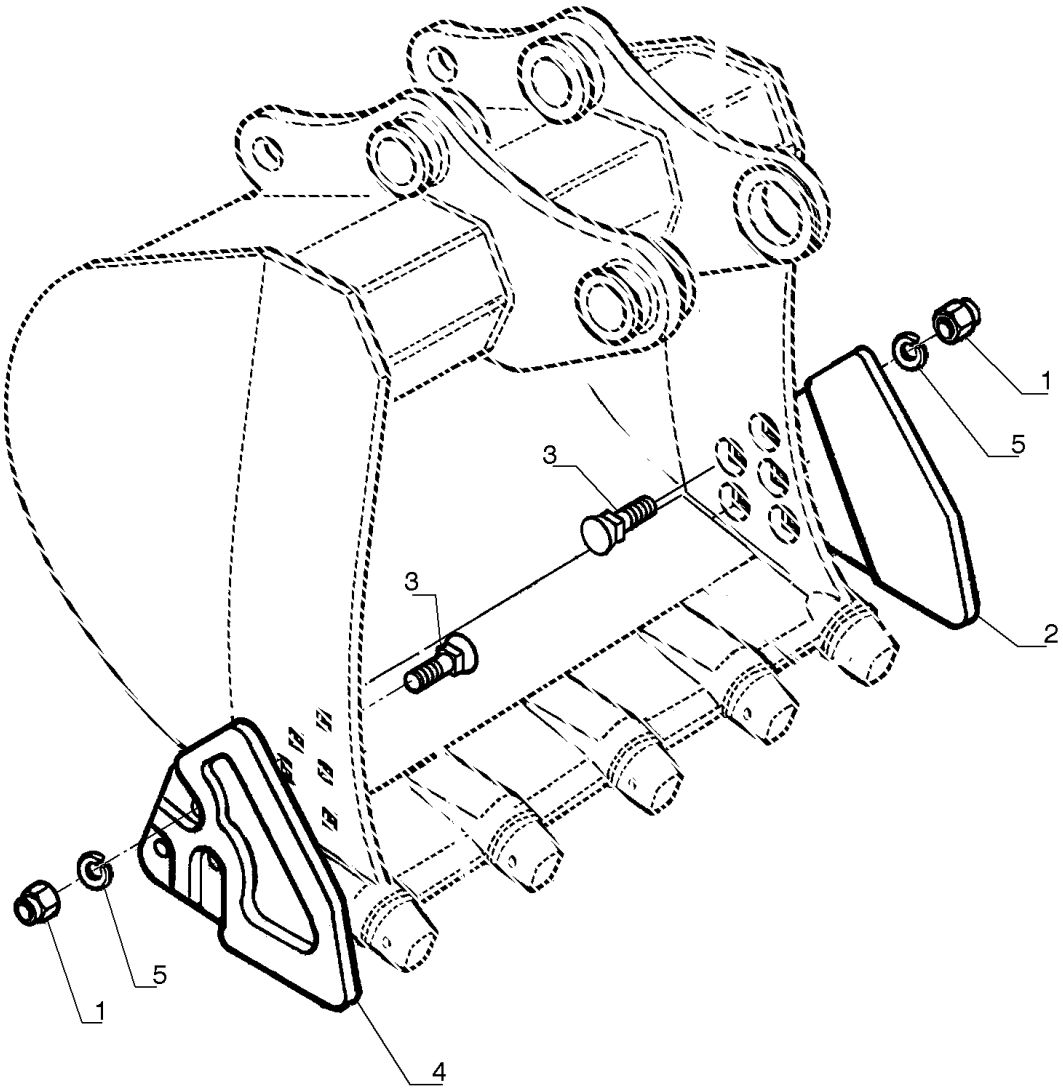

FACA LATERAL DA CAÇAMBA - OPCIONAL

REF FN	PART NUMBER	YR/SN	QTY	DESCRIPTION
1	12575121		6	PORCA M20 x 1.5, Cl 10
2	75326628		1	CUNHA RH
3	8282270		6	PARAFUSO Sq, M20 x 1.5 x 67mm
4	75326627		1	CUNHA LH
5	10517471		6	ARRUELA PLANA

84.100.AP	01	p1	7/2014

HASTE DE CONEXÃO

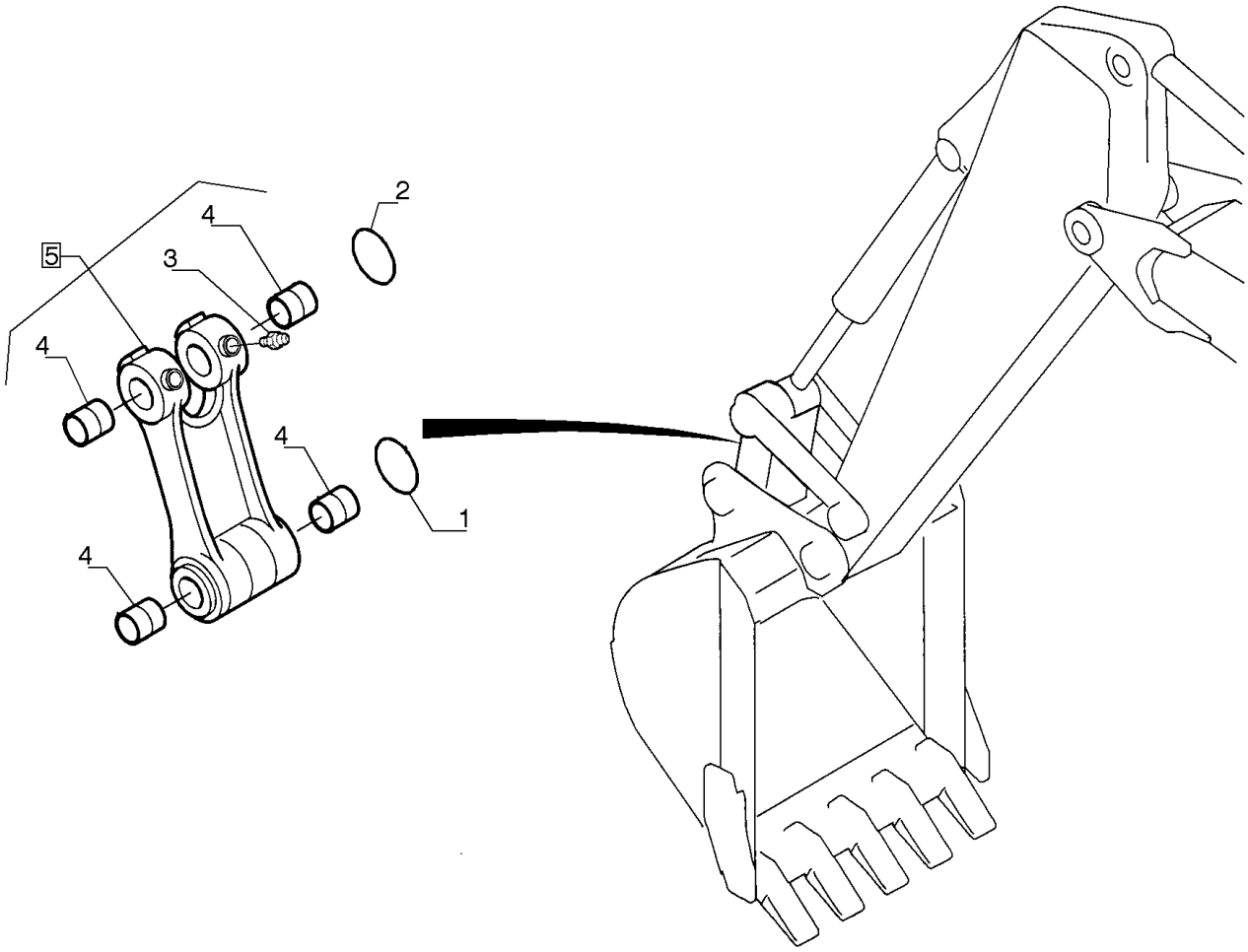

HASTE DE CONEXÃO

REF	FN	PART NUMBER	YR/SN	QTY	DESCRIPTION
1		71415157		2	O-RING
2		72953884		2	O-RING
3		70914465		3	GRAXEIRA
4		87543300		4	BUCHA
5		47605379		1	ELO

84.100.AP	02	p1	7/2014

ELO DE LIGAÇÃO, RETÉM

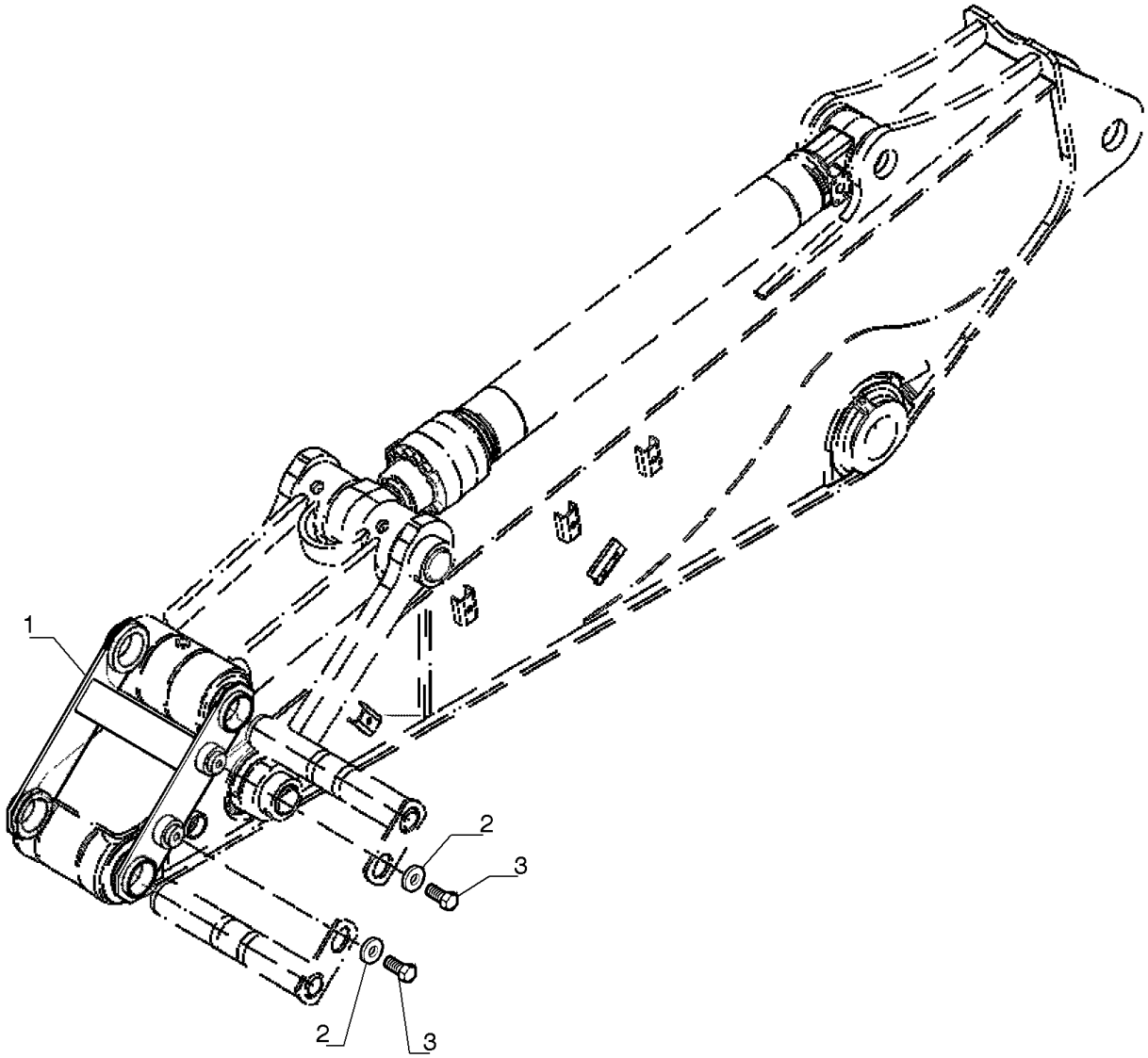

ELO DE LIGAÇÃO, RETÉM

REF FN	PART NUMBER	YR/SN	QTY	DESCRIPTION
1	{47598745}		1	
2	75256026		2	ARRUELA PLANA
3	11124431		2	PARAFUSO Hex, M20 x 40mm, Cl 10.9, Full Thd

84.910.AA		p1	7/2014

SEÇÃO DA LANÇA

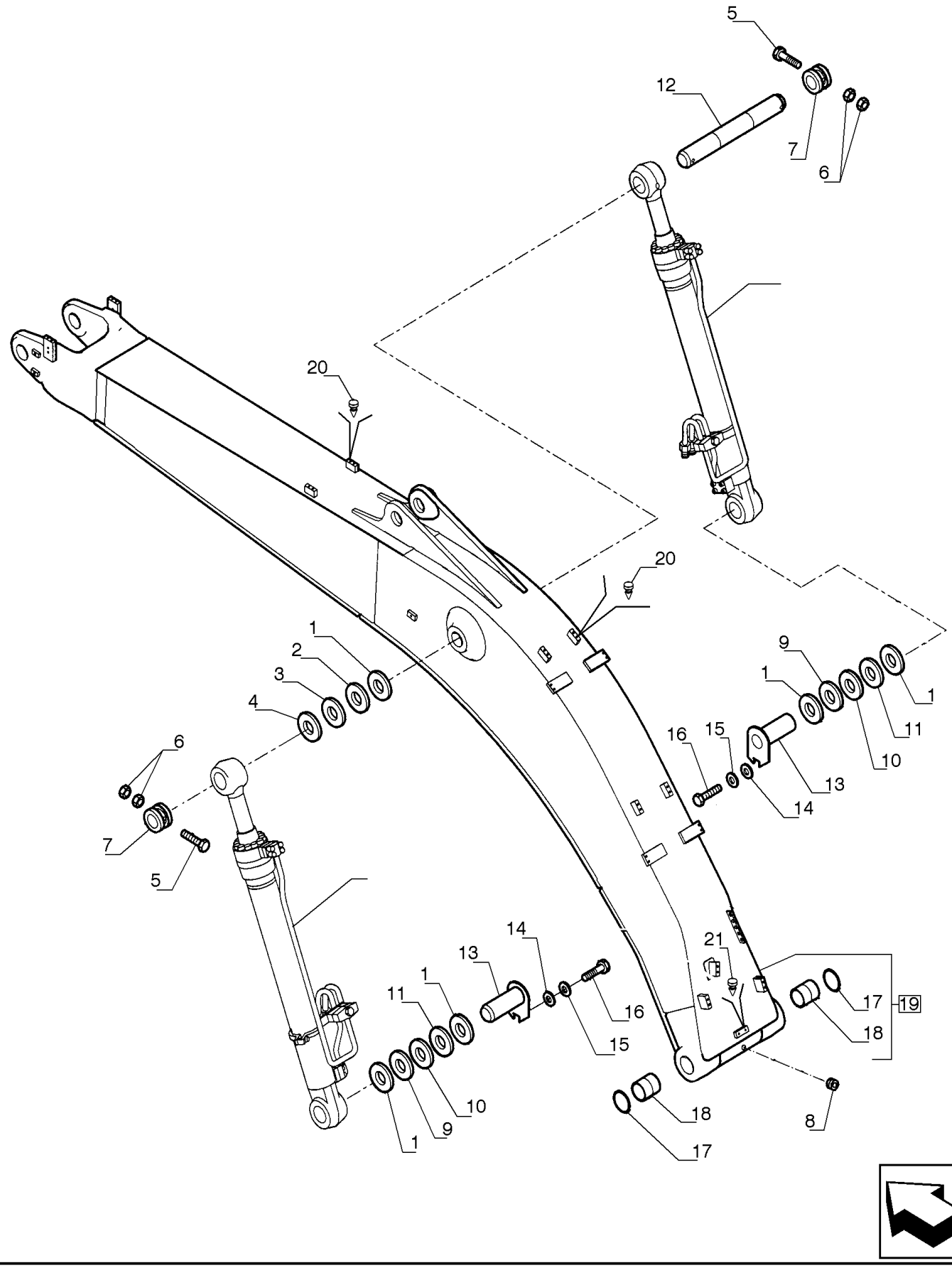

SEÇÃO DA LANÇA

REF	FN	PART NUMBER	YR/SN	QTY	DESCRIPTION
1		72203151		6	CALÇO DE AFINAÇÃO 2mm Thk
2		87599336		AR	CALÇO DE AFINAÇÃO 87mm ID x 120mm OD x 0.50mm Thk
3		87599355		AR	CALÇO DE AFINAÇÃO 87mm ID x 120mm OD x 1mm Thk
4		87599356		AR	CALÇO DE AFINAÇÃO 87mm ID x 120mm OD x 1.50mm Thk
5		11120931		2	PARAFUSO Hex, M16 x 150mm, Cl 10.9
6		12163321		4	PORCA M16, Cl 10
7		87599334		2	BUCHA
8		71404856		1	BUJÃO
9		75261417		AR	CALÇO DE AFINAÇÃO 87mm ID x 140mm OD x 0.50mm Thk
10		75261418		AR	CALÇO DE AFINAÇÃO 87mm ID x 140mm OD x 1mm Thk
11		75261419		AR	CALÇO DE AFINAÇÃO 87mm ID x 140mm OD x 1.50mm Thk
12		87599377		1	PINO
13		87599329		2	PINO
14		87599333		2	PLACA
15		14496931		2	ARRUELA PLANA M16 x 30 x 3
16		11127431		2	PARAFUSO Hex, M16 x 30, 10.9, Full Thd
17		87531507		2	VEDAÇÃO
18		87521245		4	BUCHA
19		47605371		1	BRAÇO LANÇA
20		14590887		12	BOTÃO DE BORRACHA
21		85808422		2	BUJÃO

84.910.AC		p1	7/2014

SEÇÃO DA LANÇA

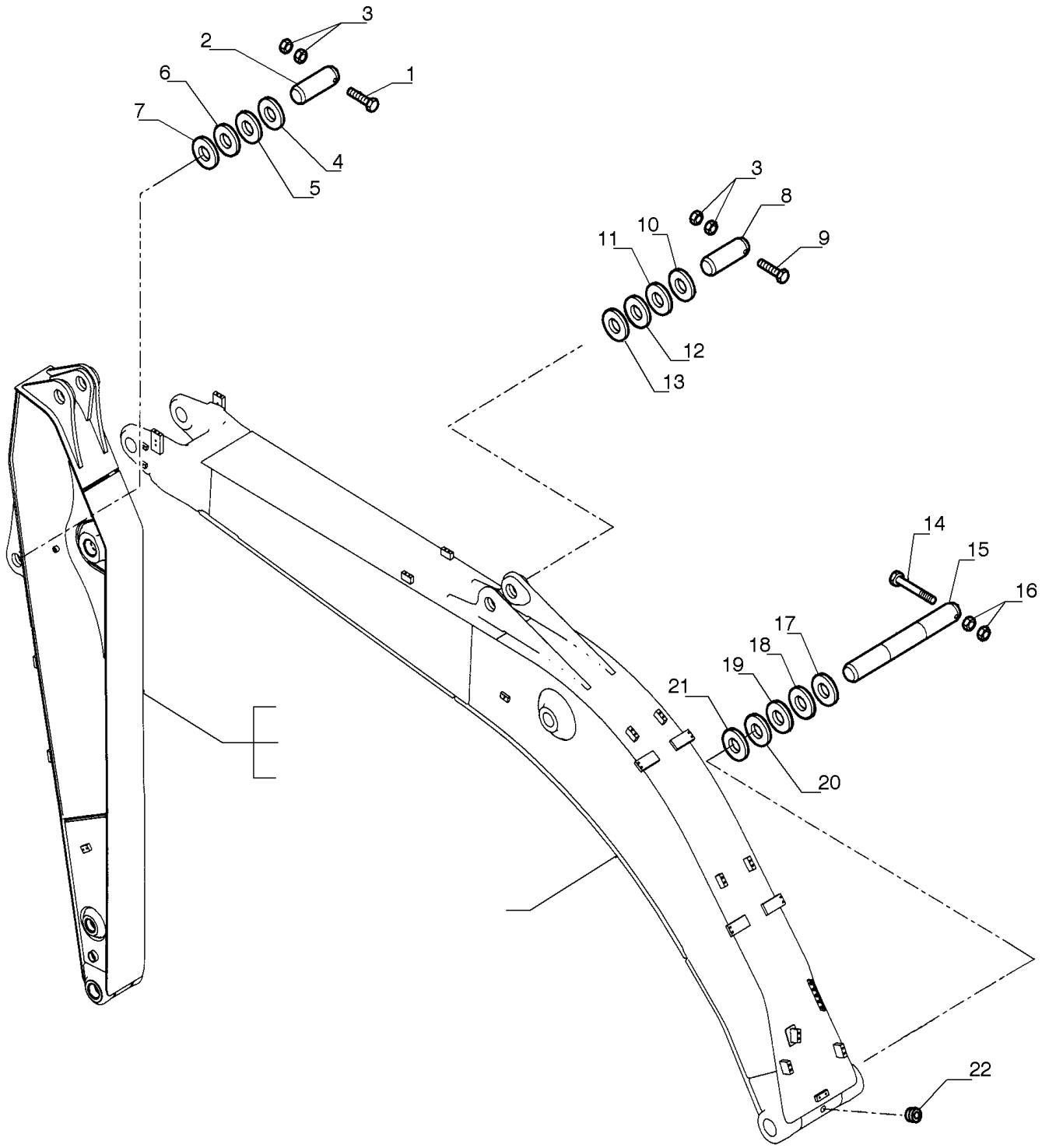

SEÇÃO DA LANÇA

REF	FN	PART NUMBER	YR/SN	QTY	DESCRIPTION
1		11120731		1	PARAFUSO
2		87599360		1	PINO
3		12163321		4	PORCA M16, Cl 10
4		72202203		2	CALÇO DE AFINAÇÃO 2mm Thk
5		75261591		AR	CALÇO DE AFINAÇÃO 0.5mm
6		75261592		AR	CALÇO DE AFINAÇÃO 1.00mm
7		75261593		AR	CALÇO DE AFINAÇÃO 1.50mm
8		87599381		1	PINO
9		16051121		1	PARAFUSO Hex, M16 x 160mm, Cl 8.8
10		75261417		AR	CALÇO DE AFINAÇÃO 87mm ID x 140mm OD x 0.50mm Thk
11		75261418		AR	CALÇO DE AFINAÇÃO 87mm ID x 140mm OD x 1mm Thk
12		75261419		AR	CALÇO DE AFINAÇÃO 87mm ID x 140mm OD x 1.50mm Thk
13		72203151		2	CALÇO DE AFINAÇÃO 2mm Thk
14		87334470		1	PARAFUSO Hex, M20 x 175mm, Cl 10.9
15		87599372		1	PINO
16		12163521		2	PORCA M20, Cl 10
17		75261414		AR	CALÇO DE AFINAÇÃO 0.50mm
18		75261589		AR	CALÇO DE AFINAÇÃO 1.00mm
19		75262159		AR	CALÇO DE AFINAÇÃO 1.50mm
20		87599310		AR	CALÇO DE AFINAÇÃO 2.50mm
21		72203145		2	CALÇO DE AFINAÇÃO 2mm Thk
22		71404856		1	BUJÃO

84.912.AA	01	p1	7/2014

IMERSOR

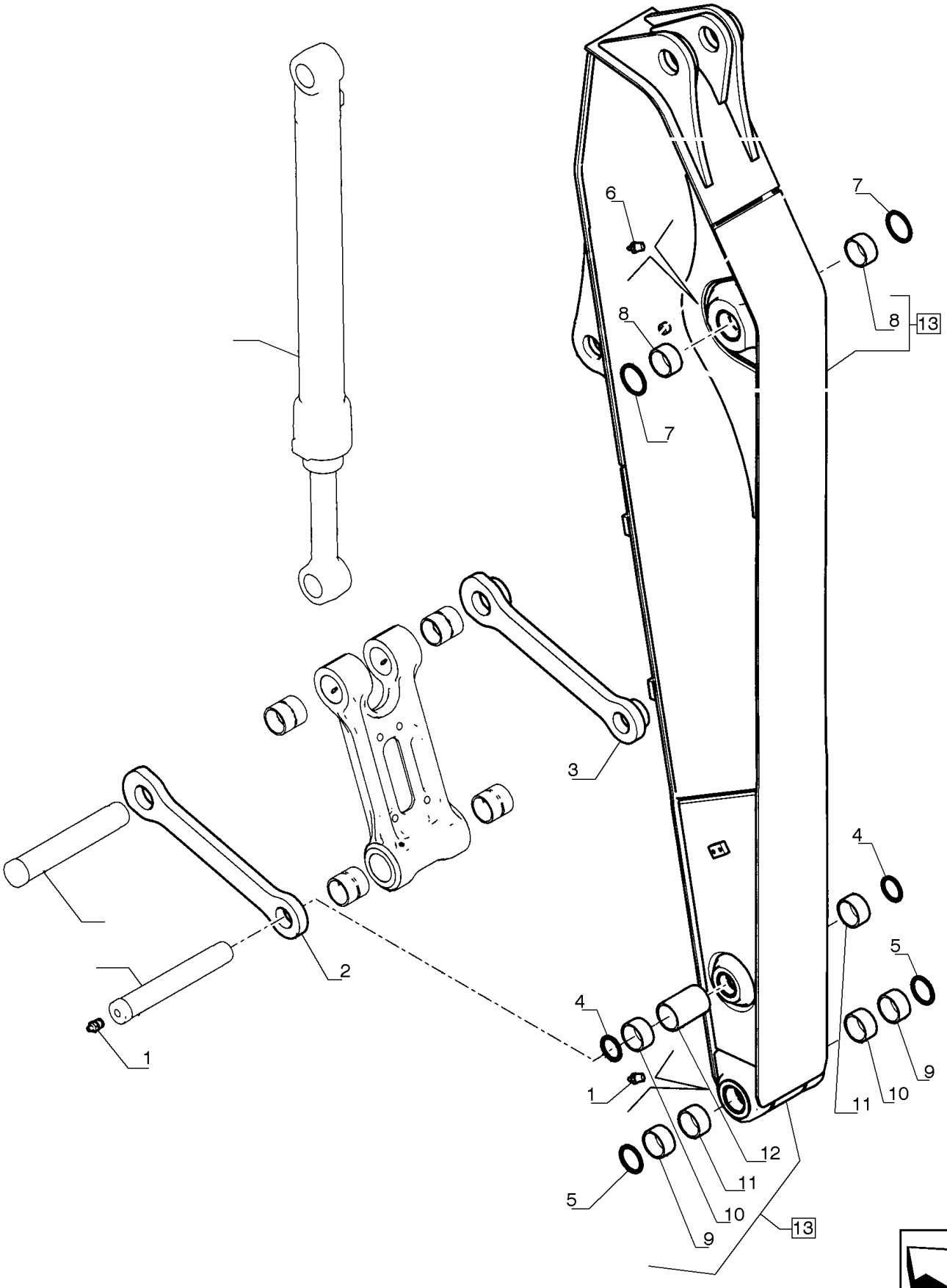

IMERSOR

REF FN	PART NUMBER	YR/SN	QTY	DESCRIPTION
1	72283478		2	GRAXEIRA
2	75263813		1	ELO
3	75263815		1	ELO
4	72202212		2	VEDAÇÃO
5	71415158		2	VEDAÇÃO
6	71433287		1	GRAXEIRA
7	87531507		2	VEDAÇÃO
8	87533338		2	BUCHA
9	87533336		2	BUCHA
10	87533342		2	BUCHA
11	87525505		2	BUCHA
12	87598527		1	ESPAÇADOR
13	87622333		1	BRAÇO

84.912.AA	02	p1	7/2014

IMERSOR

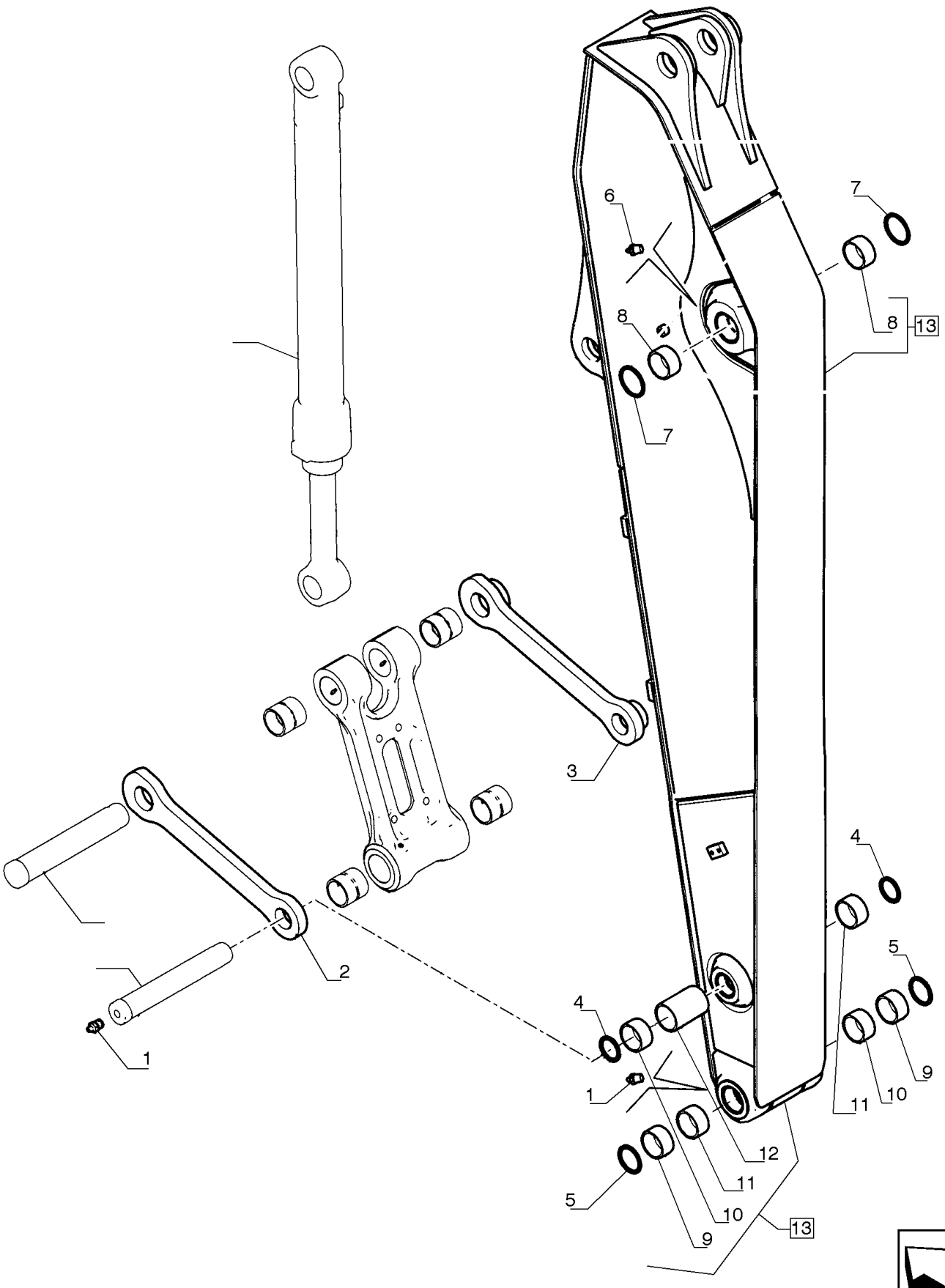

IMERSOR

REF FN	PART NUMBER	YR/SN	QTY	DESCRIPTION
1	72283478		2	GRAXEIRA
2	75263813		1	ELO
3	75263815		1	ELO
4	72202212		2	VEDAÇÃO
5	71415158		2	VEDAÇÃO
6	71433287		1	GRAXEIRA
7	87531507		2	VEDAÇÃO
8	87533338		2	BUCHA
9	87533336		2	BUCHA
10	87533342		2	BUCHA
11	87525505		2	BUCHA
12	87598527		1	ESPAÇADOR
13	87683043		1	BRAÇO

84.912.AA	03	p1	7/2014

IMERSOR

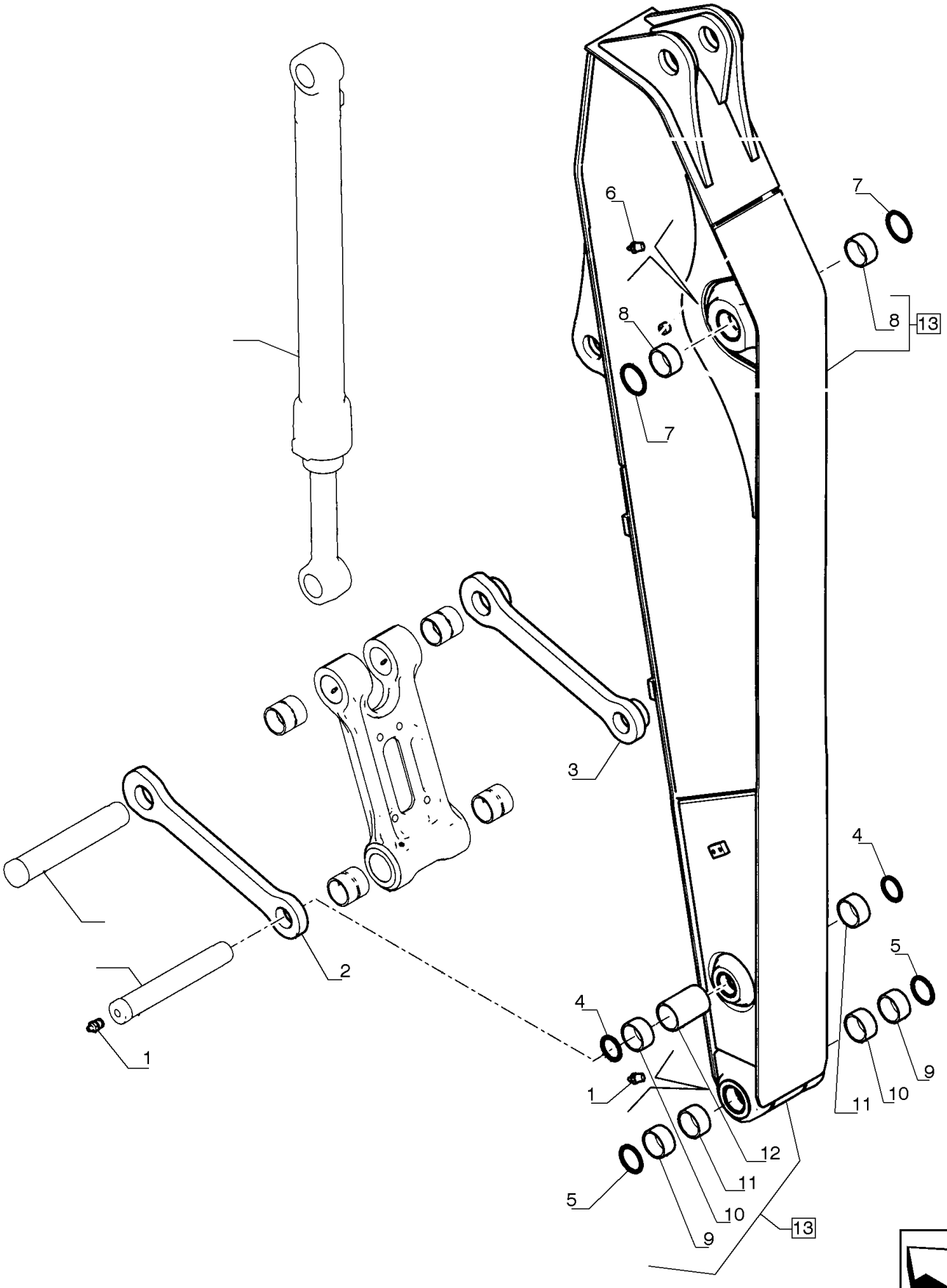

IMERSOR

REF FN	PART NUMBER	YR/SN	QTY	DESCRIPTION
1	72283478		2	GRAXEIRA
2	75263813		1	ELO
3	75263815		1	ELO
4	72202212		2	VEDAÇÃO
5	71415158		2	VEDAÇÃO
6	71433287		1	GRAXEIRA
7	87531507		2	VEDAÇÃO
8	87533338		2	BUCHA
9	87533336		2	BUCHA
10	87533342		2	BUCHA
11	87525505		2	BUCHA
12	87598527		1	ESPAÇADOR
13	87688451		1	BRAÇO

84.912.AB		p1	7/2014

PINO, BRAÇO

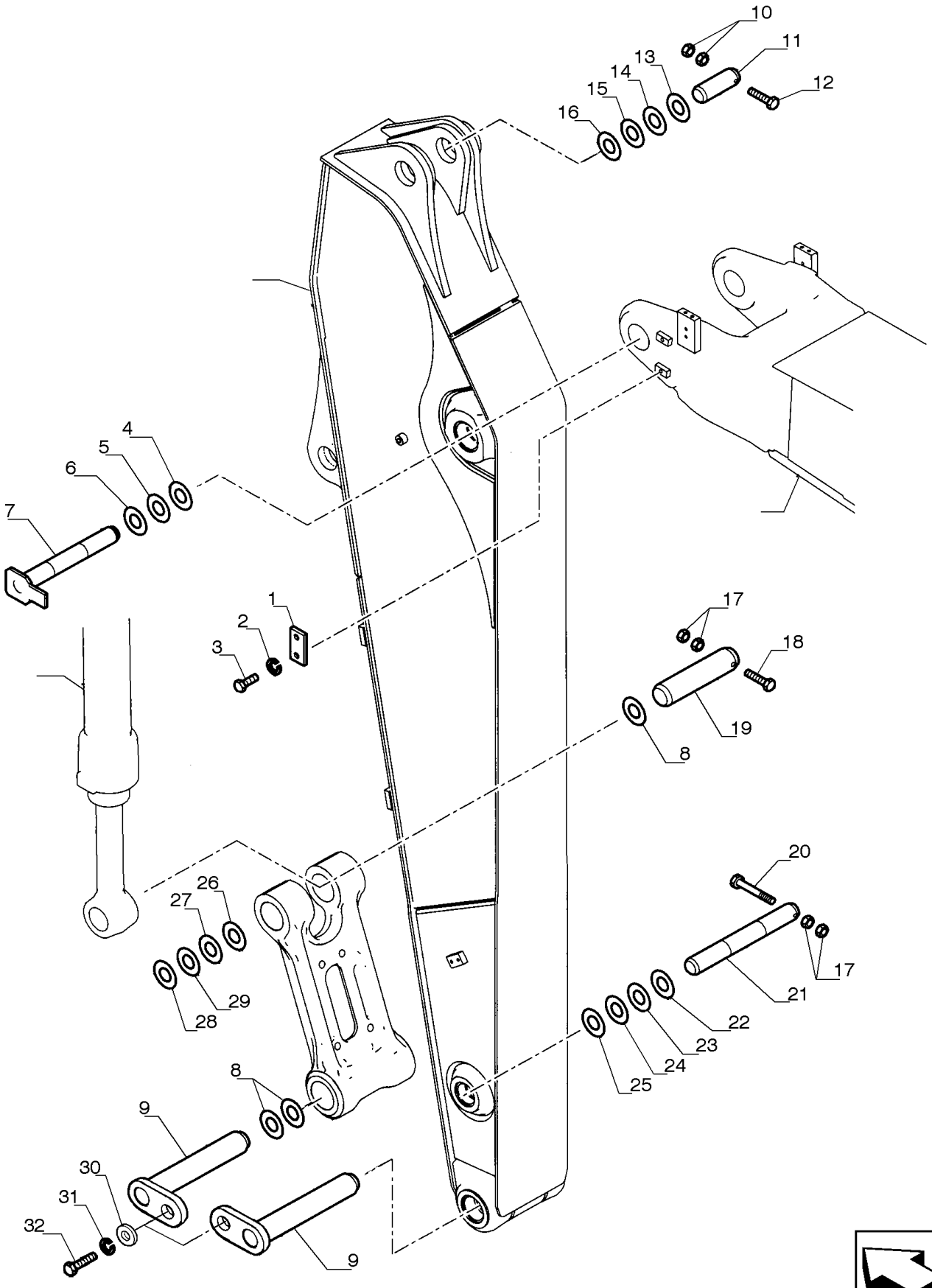

PINO, BRAÇO

REF	FN	PART NUMBER	YR/SN	QTY	DESCRIPTION
1		87598515		1	PLACA
2		10520121		2	ARRUELA PLANA
3		16249031		2	PARAFUSO M14 x 2 x 30mm
4		75261589		1	CALÇO DE AFINAÇÃO 1.00mm
5		75261414		1	CALÇO DE AFINAÇÃO 0.50mm
6		72203145		2	CALÇO DE AFINAÇÃO 2mm Thk
7		87598509		1	PINO
8		71415158		6	VEDAÇÃO
9		75327104		2	PINO
10		12163321		2	PORCA M16, Cl 10
11		87599381		1	PINO
12		11120931		1	PARAFUSO Hex, M16 x 150mm, Cl 10.9
13		72202218		2	CALÇO DE AFINAÇÃO 2mm Thk
14		75261417		1	CALÇO DE AFINAÇÃO 87mm ID x 140mm OD x 0.50mm Thk 0.50mm
15		75261418		1	CALÇO DE AFINAÇÃO 87mm ID x 140mm OD x 1mm Thk 1.00mm
16		75261419		1	CALÇO DE AFINAÇÃO 87mm ID x 140mm OD x 1.50mm Thk 1.50mm
17		12163321		4	PORCA M16, Cl 10
18		11120731		1	PARAFUSO
19		87598525		1	PINO
20		11120531		1	PARAFUSO Hex, M16 x 130, 10.9
21		87598522		1	PINO
22		75261587		AR	CALÇO DE AFINAÇÃO 0.50mm
23		75261588		AR	CALÇO DE AFINAÇÃO 1.00mm
24		75261590		AR	CALÇO DE AFINAÇÃO 1.50mm
25		72202204		2	CALÇO DE AFINAÇÃO 2mm Thk (M72 ID x 130)
26		75261591		AR	CALÇO DE AFINAÇÃO 0.50mm
27		75261592		AR	CALÇO DE AFINAÇÃO 1.00mm
28		72202203		4	CALÇO DE AFINAÇÃO 2mm Thk
29		75261593		AR	CALÇO DE AFINAÇÃO 1.50mm
30		75256026		2	ARRUELA PLANA

84.912.AB		p2	7/2014

PINO, BRAÇO

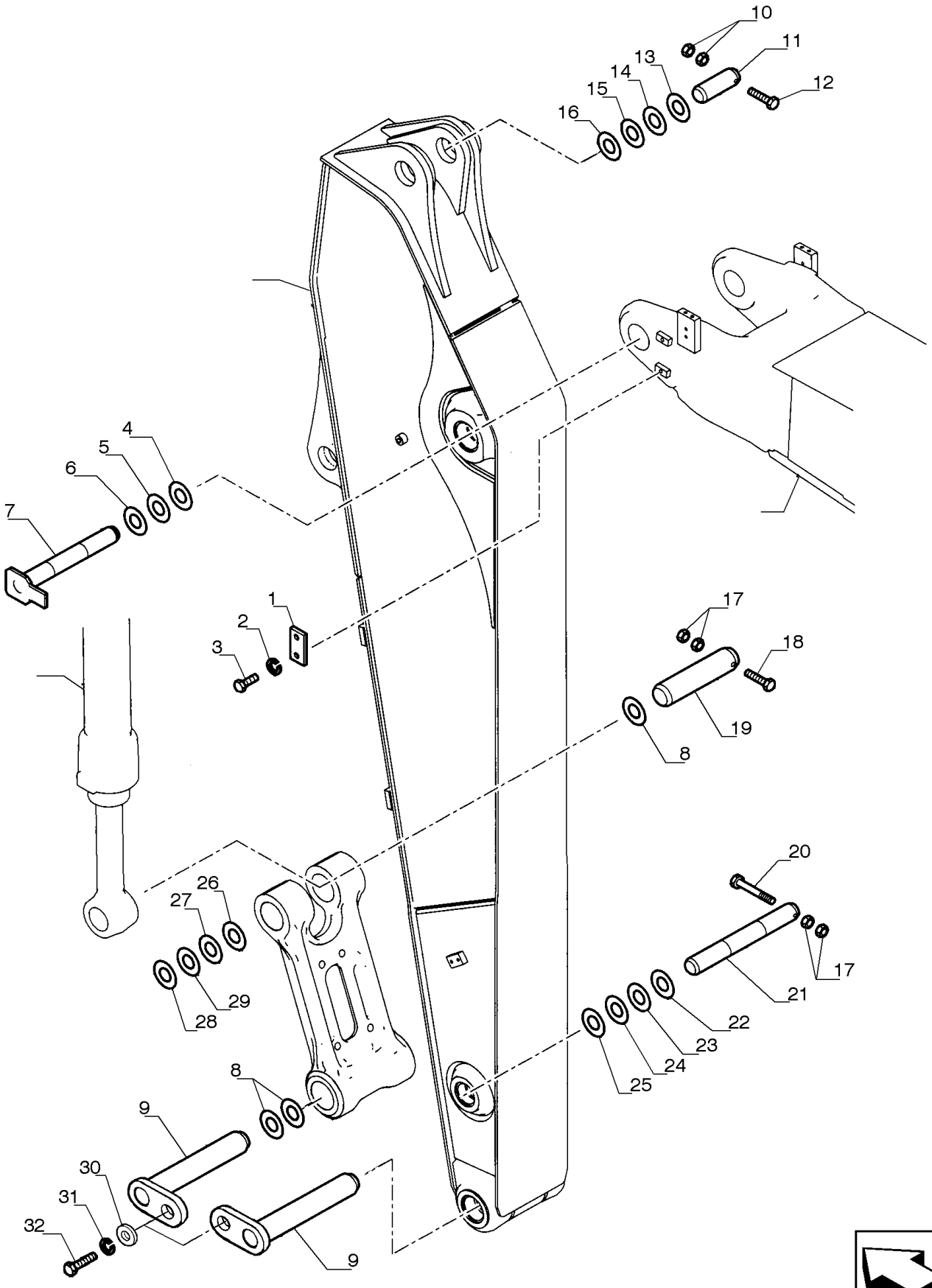

PINO, BRAÇO

REF	FN	PART NUMBER	YR/SN	QTY	DESCRIPTION
31		10517471		2	ARRUELA PLANA
32		11124431		2	PARAFUSO Hex, M20 x 40mm, Cl 10.9, Full Thd

SECTION INDEX

PLATFORM, CAB, BODYWORK & DECALS

90.100.AU	01	FRAME, COVERS
90.100.AU	02	FRAME, COVERS
90.100.AU	03	ENGINE HOOD
90.102.AG		FRAME, COVERS
90.102.AH	01	FRAME, COVERS
90.102.AH	02	FRAME, COVERS
90.102.BT	01	FRAME, COVERS
90.102.BT	02	FRAME, COVERS
90.102.BT	03	FRAME, COVERS
90.108.AA		DECALS
90.108.AB	01	DECALS
90.108.AB	02	DECALS
90.108.AB	03	DECALS
90.108.AE		ANTI-SKID STRIP
90.110.AP		FLOOR, SUPPORT
90.110.BC		FLOOR, COVERS
90.110.BD		FLOOR MAT
90.114.BE	01	PROTECTION ASSEMBLY FOPS
90.114.BE	02	CAB GUARD AND CAB LIGHTS
90.114.BE	03	CAB GUARD AND CAB LIGHTS
90.114.BE	04	CAB GUARD AND CAB LIGHTS
90.118.AX	01	HANDRAIL
90.118.AX	02	HANDRAIL
90.118.BM	01	REAR VIEW MIRROR
90.118.BM	02	REAR VIEW MIRROR
90.118.BM	03	REAR VIEW MIRROR
90.118.CC		DASHBOARD
90.120.AD	01	DRIVER SEAT, MECHANICAL
90.120.AD	02	DRIVER SEAT, MECHANICAL
90.124.AC	01	DRIVER SEAT, PNEUMATIC UNIT
90.124.AC	02	DRIVER SEAT, PNEUMATIC UNIT
90.150.AB	01	CAB
90.150.AJ		CAB SUPPORT
90.150.BG	01	CAB ROOF
90.150.BJ		CAB, COVERS

SECTION INDEX

PLATFORM, CAB, BODYWORK & DECALS

90.151.AD		SEAT BELT
90.151.AG		ARMREST
90.154.AA	01	CAB DOOR
90.154.AA	02	CAB DOOR
90.154.AC		CAB, COMPONENTS
90.154.AJ		LOCKING DEVICE, CAB
90.154.AM		WINDOW, CAB
90.156.AA		CAB GLASS
90.156.AG	01	CAB, COMPONENTS
90.156.AG	02	FRONT WINDOW, CAB
90.160.AF	01	INSTRUMENT PANEL, CAB
90.160.AF	02	INSTRUMENT PANEL, CAB
90.160.AF	03	CAB, COMPONENTS
90.160.BC		CAB, COMPONENTS

90.100.AU	01	p1	7/2014

ESTRUTURA, TAMPAS

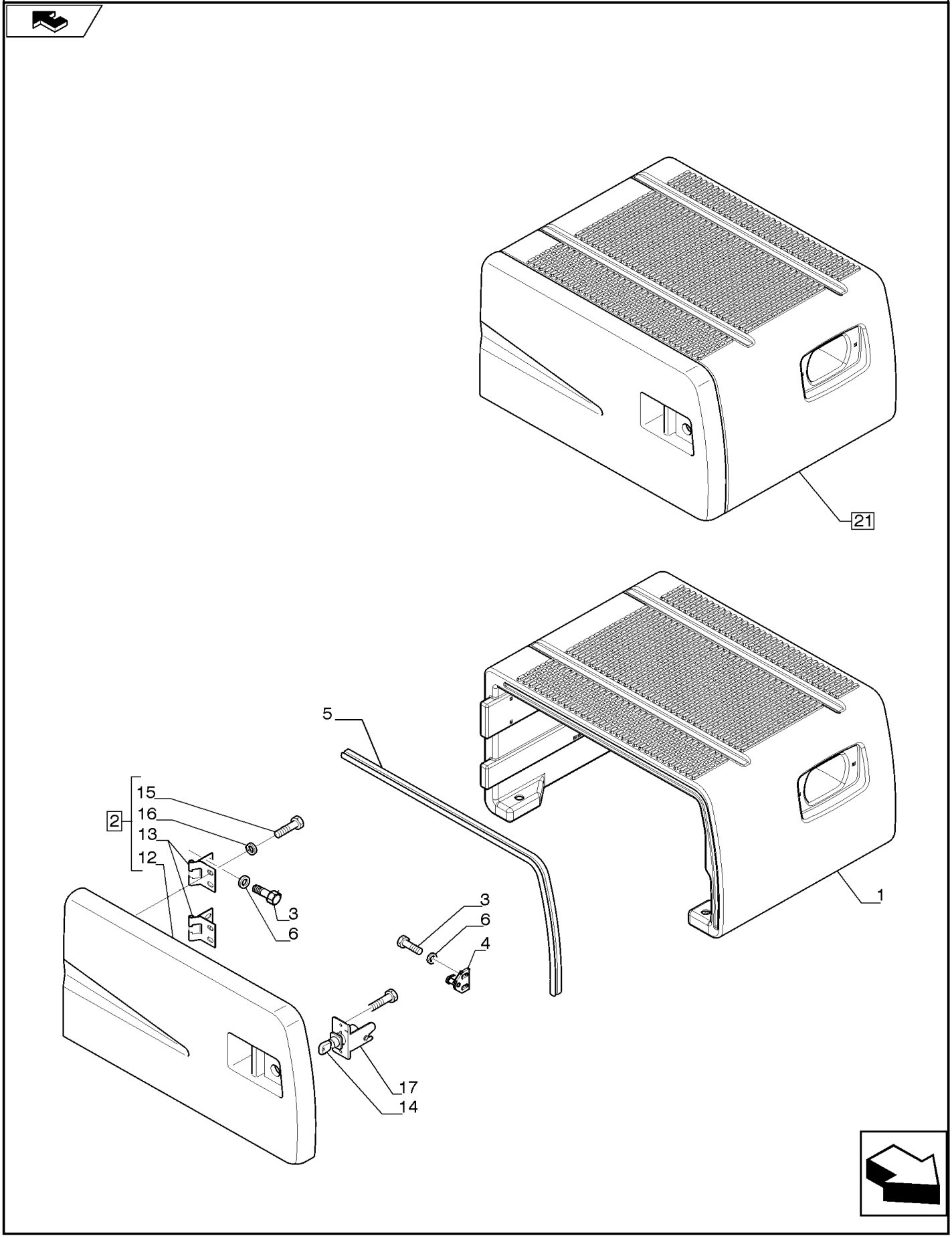

ESTRUTURA, TAMPAS

REF	FN	PART NUMBER	YR/SN	QTY	DESCRIPTION
1		NS		1	SEM SERVIÇO Guard, Incl. in Ref. 21
2		{YN21C05277P1}		1	Assy, Contains Ref. 12 - 17
3		86508616		6	PARAFUSO Hex, M6 x 1 x 12mm, Cl 10.9, Full Thd
4		LC21C03159P1		1	PLACA
5		YN21C05320P1		1	JUNTA
6		14496431		6	ARRUELA PLANA M6.4 x 12.5 x 1.6 Thk
12		NS		1	SEM SERVIÇO Panel, Incl. in Ref. 2
13		LB21C01395P1		2	DOBRADIÇA Incl. in Ref. 2
14		LB21C01463P1		1	TRAVA Incl. in Ref. 2
15		10902034		4	PARAFUSO Incl. in Ref. 2
16		14496431		4	ARRUELA PLANA M6.4 x 12.5 x 1.6 Thk Incl. in Ref. 2
17		2975135		2	PARAFUSO Hex, M4 x 0.7 x 8mm, Cl 8.8 Incl. in Ref. 2
21		47367657		1	CAIXA DE FERRAMENTAS Assy, Contains Ref. 1 - 17

90.100.AU	02	p1	7/2014

ESTRUTURA, TAMPAS

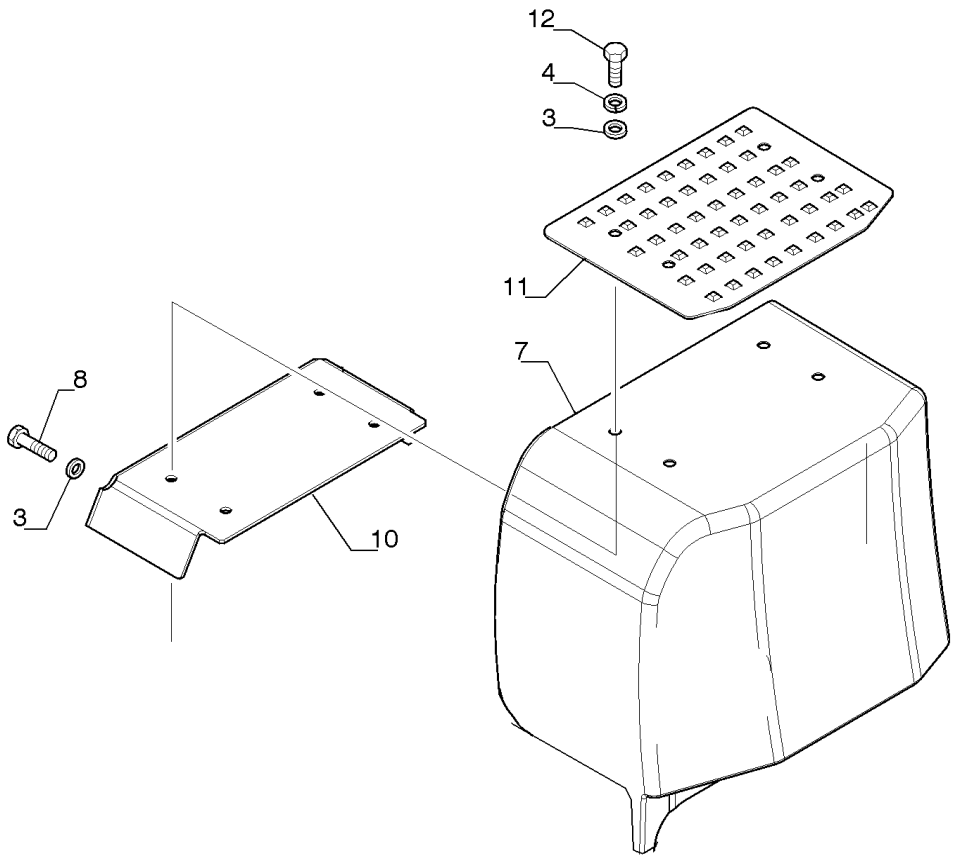

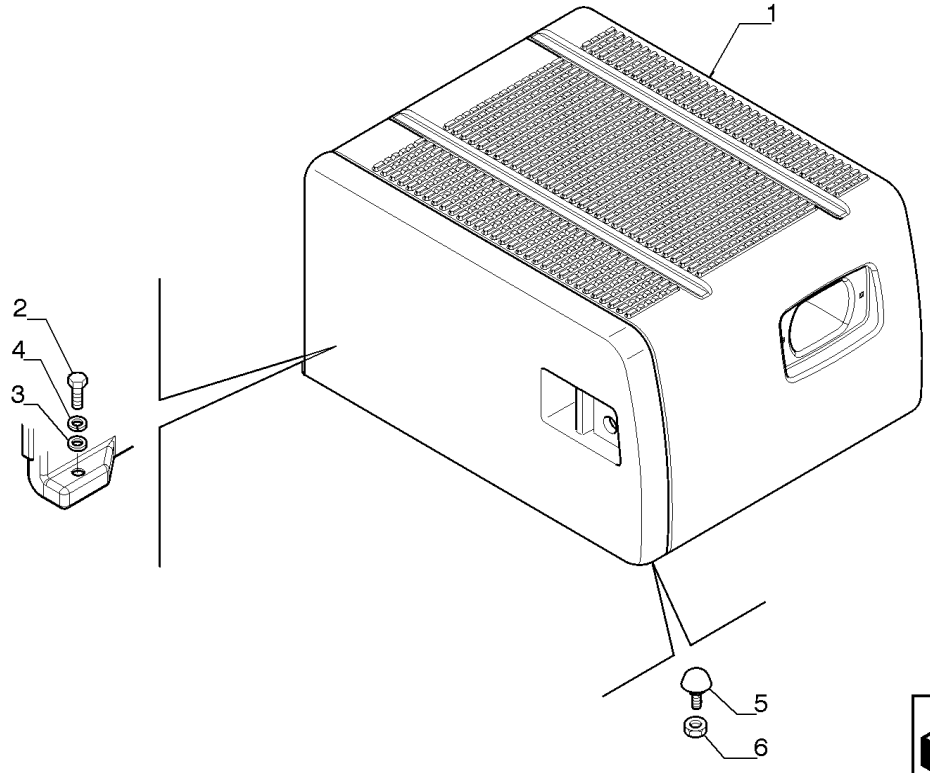

ESTRUTURA, TAMPAS

REF	FN	PART NUMBER	YR/SN	QTY	DESCRIPTION
1		47367657		1	CAIXA DE FERRAMENTAS Assy
2		11107431		4	PARAFUSO Hex, M10 x 1.5 x 60mm, Cl 10.9
3		14496731		14	ARRUELA PLANA M12 x 24 x 2.5 Thk
4		10517071		9	TRAVA DA ARRUELA M12
5		72201210		1	BATENTE DE BORRACHA
6		12164721		1	PORCA M10 x 1.25, Cl 10
7		47422060		1	COBERTURA
8		11112231		4	PARAFUSO Hex, M12 x 1.75 x 25mm, Cl 10.9, Full Thd
9		LB21C01398P1		4	JUNTA
10		47466763		1	PROTEÇÃO
11		47422144		1	ESTRIBO
12		11112431		4	PARAFUSO Hex, M12 x 30mm, Cl 10.9, Full Thd

90.100.AU	03	p1	7/2014

CAPÔ DO MOTOR

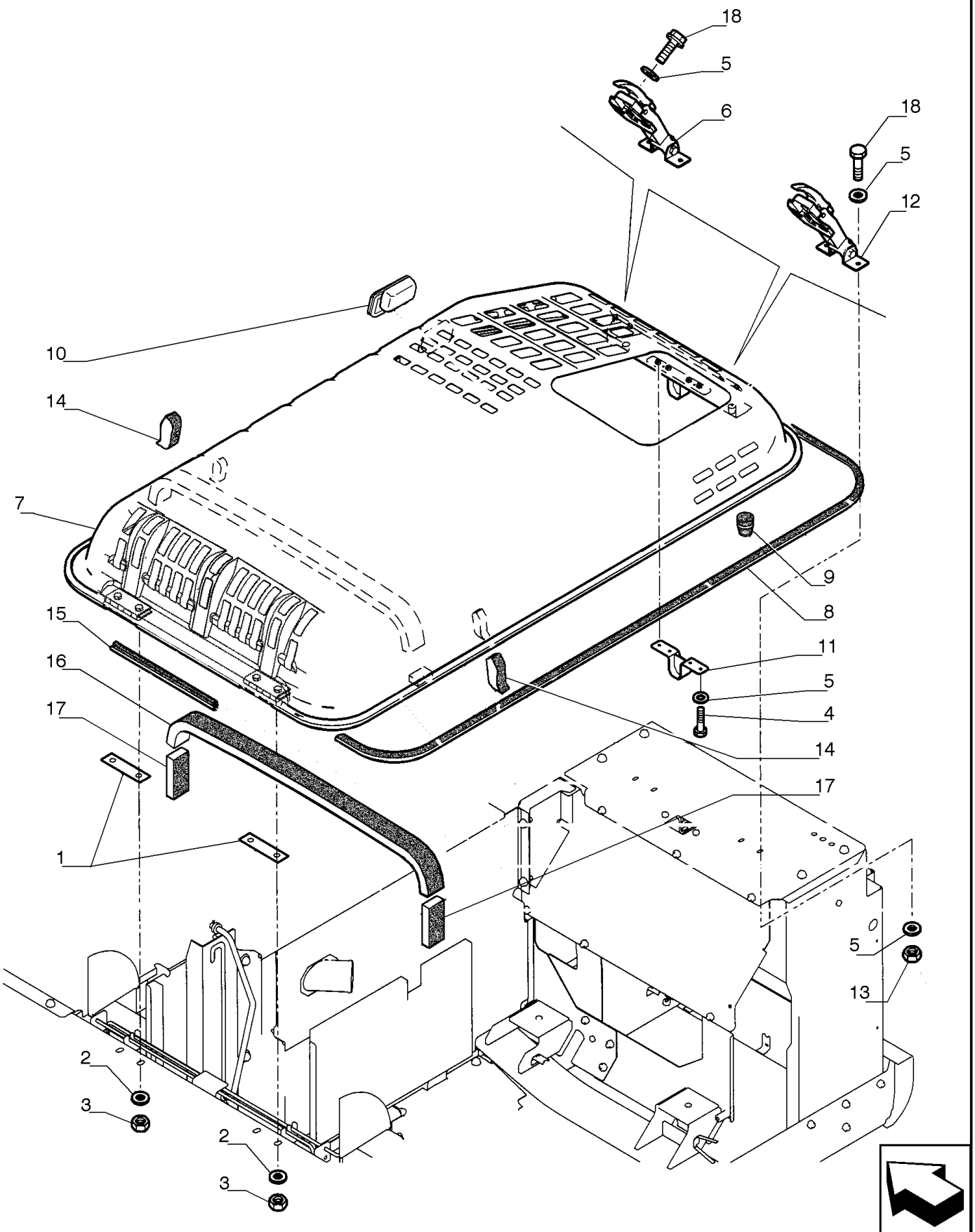

CAPÔ DO MOTOR

REF	FN	PART NUMBER	YR/SN	QTY	DESCRIPTION
1		87625842		2	CALÇO DE AFINAÇÃO
2		72201225		4	ARRUELA PLANA
3		11702921		4	PORCA M12, Cl 10
4		16043431		12	PARAFUSO Hex, M8 x 1.25 x 20mm, Cl 10.9, Full Thd
5		14496531		16	ARRUELA PLANA M8 x 17 x 1.6
6		87579057		1	MANILHA
7		YN22C01309P3		1	COVER
8		87533362		1	JUNTA
9		87356682		2	BUJÃO LUBRIFICADOR
10		87356683		2	MANILHA
11		87625791		1	PLACA
12		87579056		1	MANILHA
13		16100821		4	PORCA M8, Cl 10
14		87638152		2	ISOLADOR
15		87533363		1	TIRA VEDADORA
16		87625788		1	ISOLADOR
17		87625800		2	ISOLADOR
18		43233		8	PARAFUSO Hex, M8 x 1.25 x 20mm, Cl 10.9, Full Thd

90.102.AG		p1	7/2014

ESTRUTURA, TAMPAS

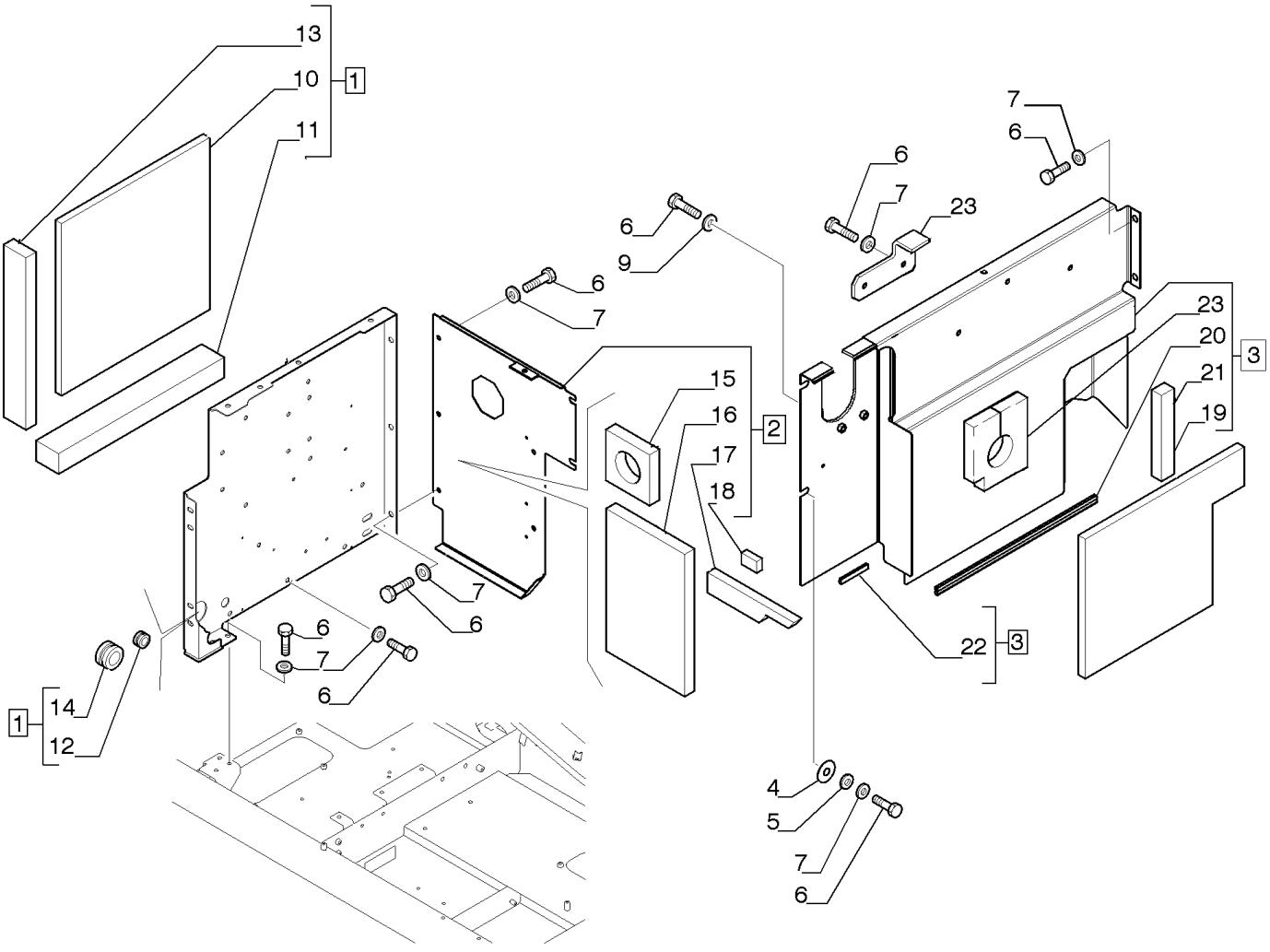

ESTRUTURA, TAMPAS

REF	FN	PART NUMBER	YR/SN	QTY	DESCRIPTION
1		47364325		1	COBERTURA
2		47364329		1	PROTEÇÃO
3		47365042		1	PROTEÇÃO
4		72964141		2	ARRUELA PLANA
5		72964142		2	ARRUELA PLANA
6		11112231		18	PARAFUSO Hex, M12 x 1.75 x 25mm, Cl 10.9, Full Thd
7		86625255		14	ARRUELA PLANA M13.5 x 24.5 x 3, HT
9		14496731		4	ARRUELA PLANA M12 x 24 x 2.5 Thk
10		87625127		1	ISOLAMENTO
11		LB21C01277P1		1	ISOLAMENTO
12		71425116		1	BUCHA DE BORRACHA
13		LB21C01406P1		1	ISOLAMENTO
14		LB21C01449P1		1	JUNTA
15		87625125		1	ISOLAMENTO
16		YN21C04484P1		1	ISOLAMENTO
17		YN21C04563P1		1	ISOLAMENTO
18		YN21C04987P1		1	ISOLAMENTO
19		YN21C05093P1		1	ISOLAMENTO
20		87531536		1	CINTA
21		87625122		1	ISOLAMENTO
22		72213791		1	VEDAÇÃO
23		YN21C04836P1		1	PLACA

90.102.AH	01	p1	7/2014

ESTRUTURA, TAMPAS

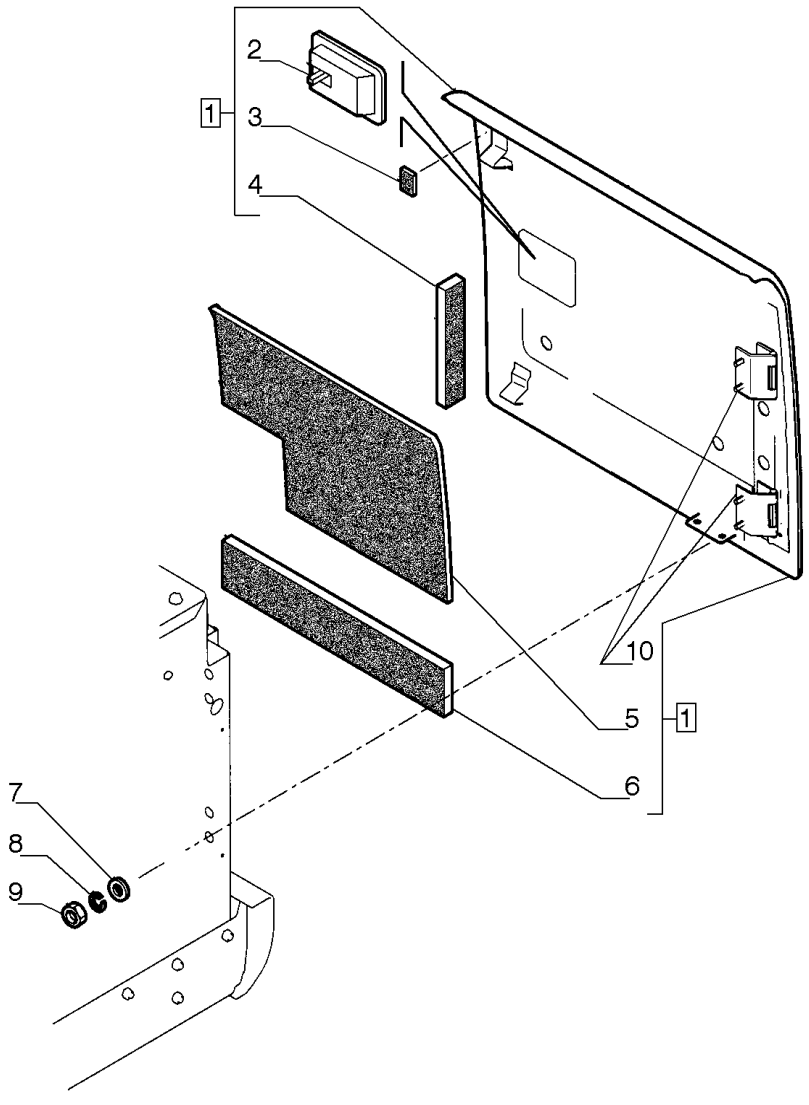

ESTRUTURA, TAMPAS

REF FN	PART NUMBER	YR/SN	QTY	DESCRIPTION
1	47364372		1	PROTEÇÃO
2	LS21C03248P1		1	TRAVA
3	87625630		1	VEDAÇÃO
4	87625629		1	ISOLADOR
5	87625627		2	ISOLADOR
6	87625628		1	ISOLADOR
7	895-25010		4	ARRUELA PLANA M11 x 30 x 2.5
8	10516871		4	TRAVA DA ARRUELA
9	11701721		4	PORCA M10, Cl 10
10	YN21C02347P1		2	DOBRADIÇA

90.102.AH	02	p1	7/2014

ESTRUTURA, TAMPAS

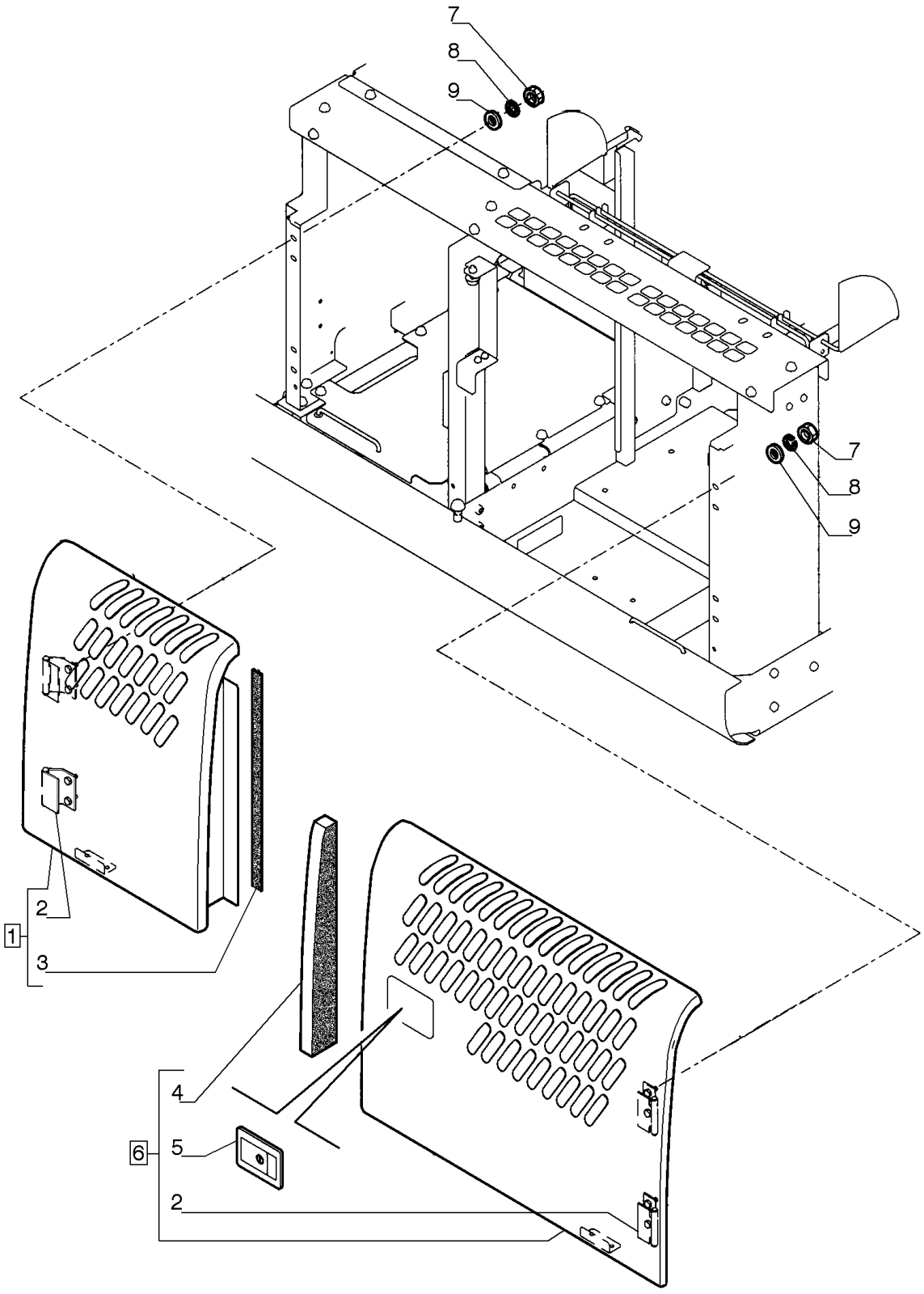

ESTRUTURA, TAMPAS

REF	FN	PART NUMBER	YR/SN	QTY	DESCRIPTION
1		47364383		1	PROTEÇÃO
2		YN21C02347P1		4	DOBRADIÇA
3		87625446		1	ISOLADOR
4		87625729		1	ISOLADOR
5		LS21C03248P1		1	TRAVA
6		47364327		1	PROTEÇÃO
7		11701721		8	PORCA M10, Cl 10
8		10516871		8	TRAVA DA ARRUELA
9		895-25010		8	ARRUELA PLANA M11 x 30 x 2.5

90.102.BT	01	p1	7/2014

ESTRUTURA, TAMPAS

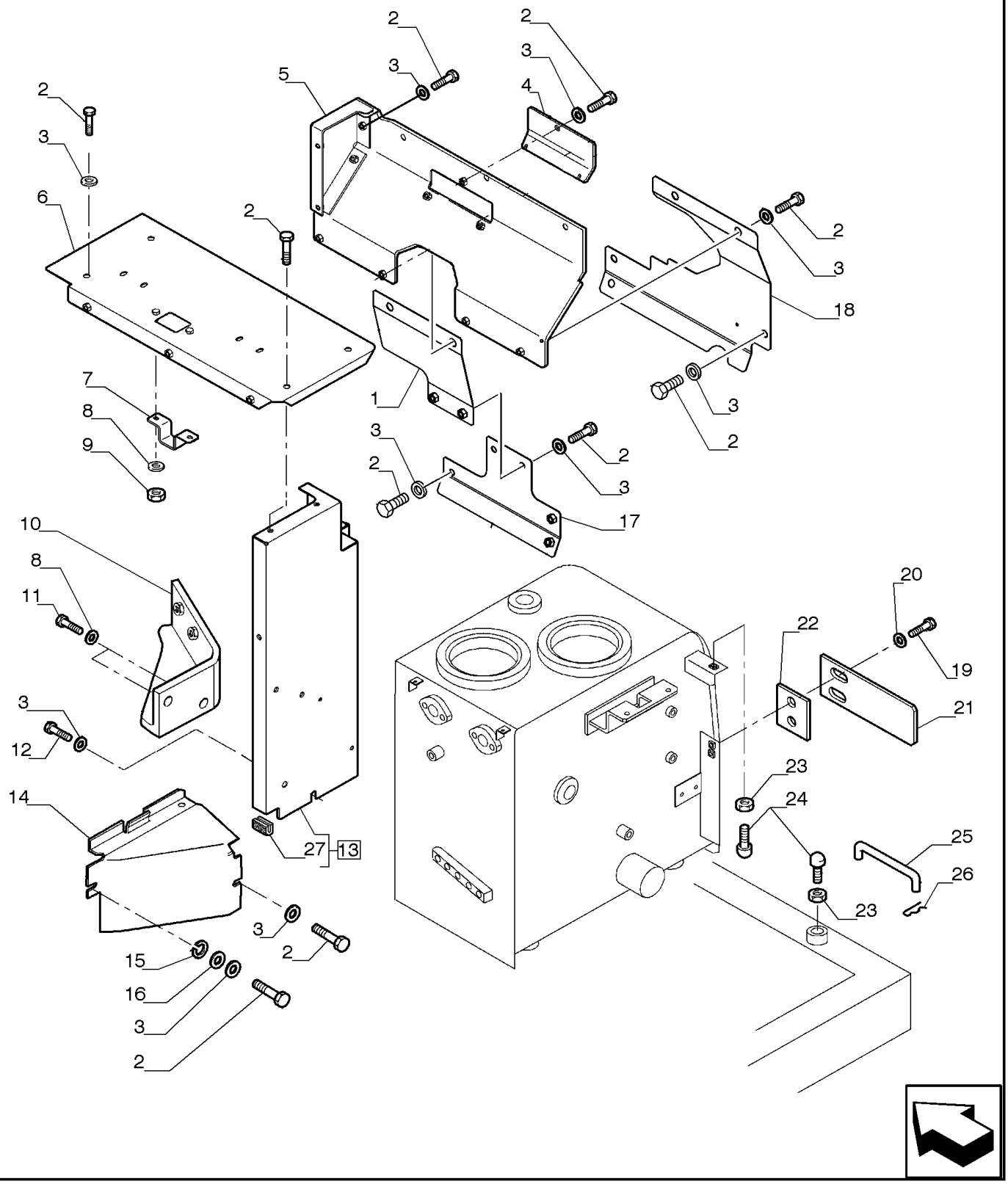

ESTRUTURA, TAMPAS

REF	FN	PART NUMBER	YR/SN	QTY	DESCRIPTION
1		47361609		1	PROTEÇÃO
2		11112231		22	PARAFUSO Hex, M12 x 1.75 x 25mm, Cl 10.9, Full Thd
3		72201225		25	ARRUELA PLANA
4		47375297		1	PROTEÇÃO
5		47358456		1	PROTEÇÃO
6		87626151		1	COBERTURA
7		87626215		1	PLACA
8		14496631		4	ARRUELA PLANA M10 x 21 x 2
9		11701721		2	PORCA M10, Cl 10
10		47446518		1	SUPORTE
11		11106031		2	PARAFUSO Hex, M10 x 20, 10.9, Full Thd
12		11112431		3	PARAFUSO Hex, M12 x 30mm, Cl 10.9, Full Thd
13		84601796		1	SUPORTE
14		87626223		1	PLACA
15		72964141		1	ARRUELA PLANA
16		72964142		1	ARRUELA PLANA
17		47359449		1	PROTEÇÃO
18		47359009		1	PROTEÇÃO
19		16043631		2	PARAFUSO Hex, M8 x 25mm, Cl 10.9, Full Thd
20		14496531		2	ARRUELA PLANA M8 x 17 x 1.6
21		87626244		1	PLACA
22		87626348		AR	CALÇO DE AFINAÇÃO
23		12164721		2	PORCA M10 x 1.25, Cl 10
24		72201210		2	BATENTE DE BORRACHA
25		87625878		1	HASTE
26		87626340		1	PINO
27		87497363		1	VEDAÇÃO

90.102.BT	02	p1	7/2014

ESTRUTURA, TAMPAS

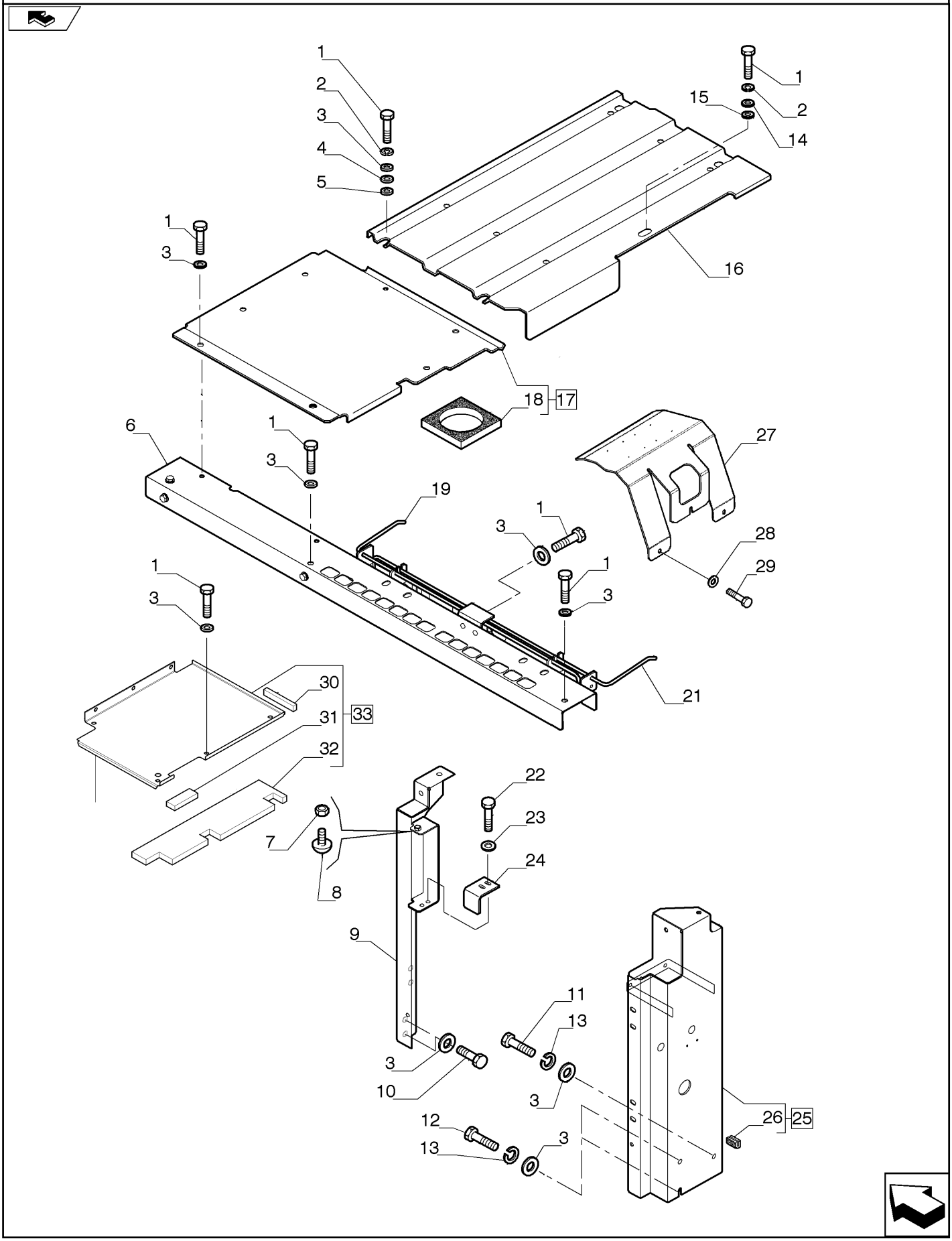

ESTRUTURA, TAMPAS

REF	FN	PART NUMBER	YR/SN	QTY	DESCRIPTION
1		11112231		18	PARAFUSO Hex, M12 x 1.75 x 25mm, Cl 10.9, Full Thd
2		10517071		4	TRAVA DA ARRUELA M12
3		72201225		23	ARRUELA PLANA
4		72206258		4	ARRUELA PLANA
5		72201227		4	ARRUELA PLANA
6		84601268		1	VIGA
7		12164721		1	PORCA M10 x 1.25, Cl 10
8		72201210		1	BATENTE DE BORRACHA
9		84602677		1	SUPORTE
10		11112431		2	PARAFUSO Hex, M12 x 30mm, Cl 10.9, Full Thd
11		11112631		1	PARAFUSO Hex, M12 x 35mm, Cl 10.9
12		11112831		2	PARAFUSO Hex, M12 x 40mm, Cl 10.9, Full Thd
13		4952483		3	ARRUELA PLANA
14		72964141		1	ARRUELA PLANA
15		72964142		1	ARRUELA PLANA
16		47628028		1	PROTEÇÃO
17		84598770		1	PROTEÇÃO
18		87531552		1	ISOLANTE
19		87626232		1	BARRA
20		87626230		1	PLACA
21		87626240		1	BARRA
22		16043631		2	PARAFUSO Hex, M8 x 25mm, Cl 10.9, Full Thd
23		14496531		2	ARRUELA PLANA M8 x 17 x 1.6
24		87626245		1	PLACA
25		87496747		1	PLACA
26		87497363		1	VEDAÇÃO
27		47361744		1	PROTEÇÃO
28		14496631		2	ARRUELA PLANA M10 x 21 x 2
29		11106031		2	PARAFUSO Hex, M10 x 20, 10.9, Full Thd
30		YN21C04979P1		1	ISOLANTE
31		87531589		1	ISOLANTE
32		YN21C04976P1		1	ISOLANTE
33		47361115		1	PROTEÇÃO

90.102.BT	03	p1	7/2014

ESTRUTURA, TAMPAS

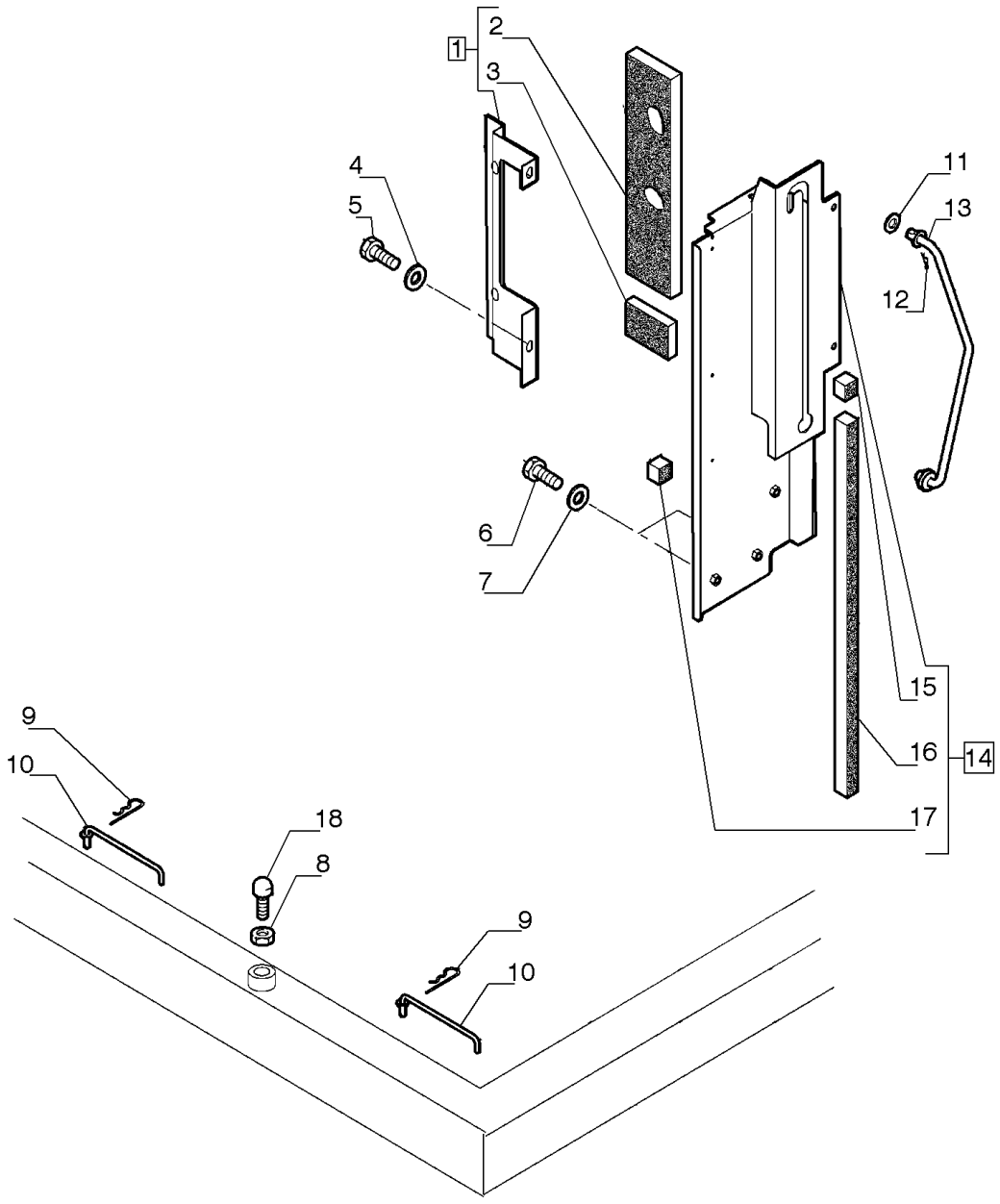

ESTRUTURA, TAMPAS

REF	FN	PART NUMBER	YR/SN	QTY	DESCRIPTION
1		87625958		1	PROTEÇÃO
2		87625963		1	BLOCO
3		87625964		1	ISOLADOR
4		72201225		4	ARRUELA PLANA
5		11112231		10	PARAFUSO Hex, M12 x 1.75 x 25mm, Cl 10.9, Full Thd
6		11112431		2	PARAFUSO Hex, M12 x 30mm, Cl 10.9, Full Thd
7		72201225		8	ARRUELA PLANA
8		12164721		1	PORCA M10 x 1.25, Cl 10
9		87626340		2	PINO
10		87625878		2	HASTE
11		14496931		1	ARRUELA PLANA M16 x 30 x 3
12		87626339		1	PINO
13		87625871		1	HASTE
14		47358336		1	PROTEÇÃO
15		87626057		1	REVESTIMENTO ISOLATE
16		87626059		1	REVESTIMENTO ISOLATE
17		87626058		1	REVESTIMENTO ISOLATE
18		72201210		1	BATENTE DE BORRACHA

90.108.AA		p1	7/2014

ADESIVOS

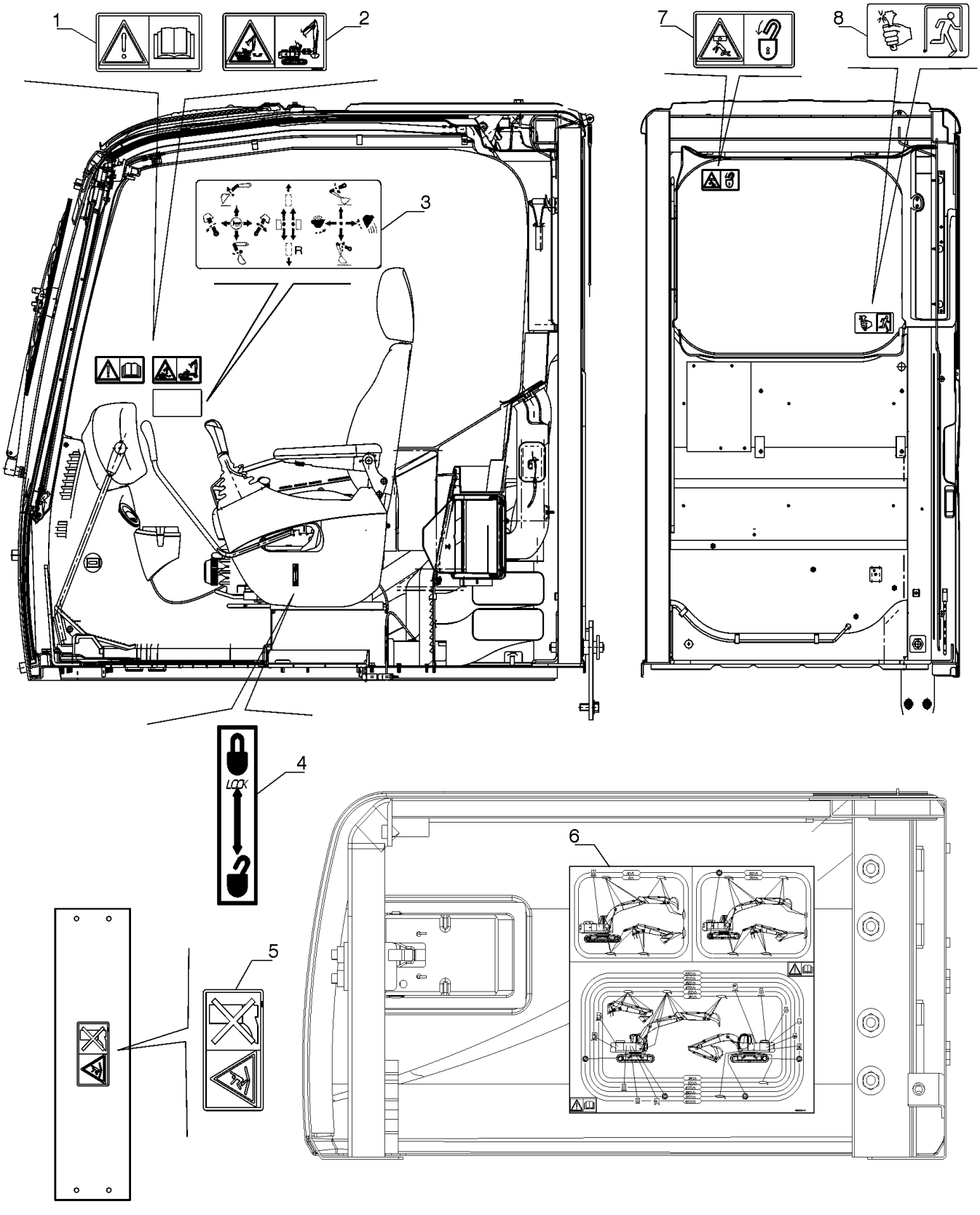

ADESIVOS

REF	FN	PART NUMBER	YR/SN	QTY	DESCRIPTION
1		71433123		1	ADESIVO READ MANUAL
2		87616673		1	ADESIVO
3		71415031		1	IDEOGRAMA
4		87368808		1	ADESIVO LOCK AND UNLOCK
5		71437694		1	PLAQUETA NO STEP
6		47485923		1	ADESIVO LUBRICATION
7		71433079		1	IDEOGRAMA
8		72950622		1	ETIQUETA

90.108.AB	01	p1	7/2014

ADESIVOS

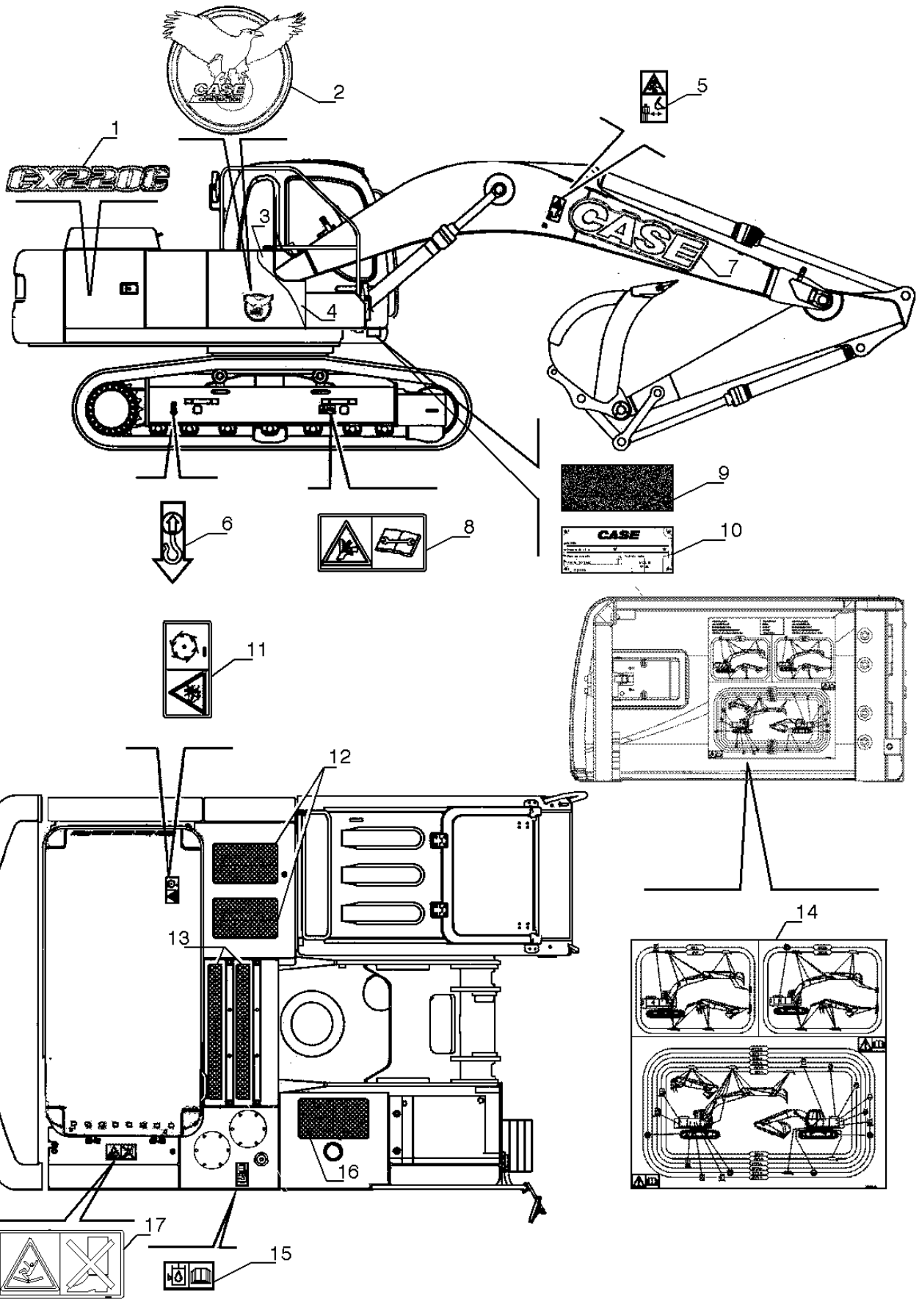

ADESIVOS

REF FN	PART NUMBER	YR/SN	QTY	DESCRIPTION
1	47515927		2	ADESIVO CX220C
2	84495413		2	ADESIVO CASE EAGLE
3	47519524		1	ADESIVO FUEL TANK
4	47519521		1	ADESIVO FUEL TANK
5	71433122		2	IDEOGRAMA BOOM
6	75256993		4	ADESIVO
7	84517113		2	ADESIVO LOGO CASE
8	71433088		2	IDEOGRAMA
9	84319013		1	FAIXA ANTI-DERRAPANTE
10	{47613719}		1	MODEL CASE
11	71433096		1	ADESIVO SAFETY SIGNS
12	72207108		2	FAIXA ANTI-DERRAPANTE 400mm x 200mm
13	71469305		2	FAIXA ANTI-DERRAPANTE 850mm x 100mm
14	47485923		1	ADESIVO MAINTENANCE
15	71468156		1	PLAQUETA
16	71468153		1	FAIXA ANTI-DERRAPANTE 500mm x 250mm
17	71437694		1	PLAQUETA NO STEP

90.108.AB	02	p1	7/2014

ADESIVOS

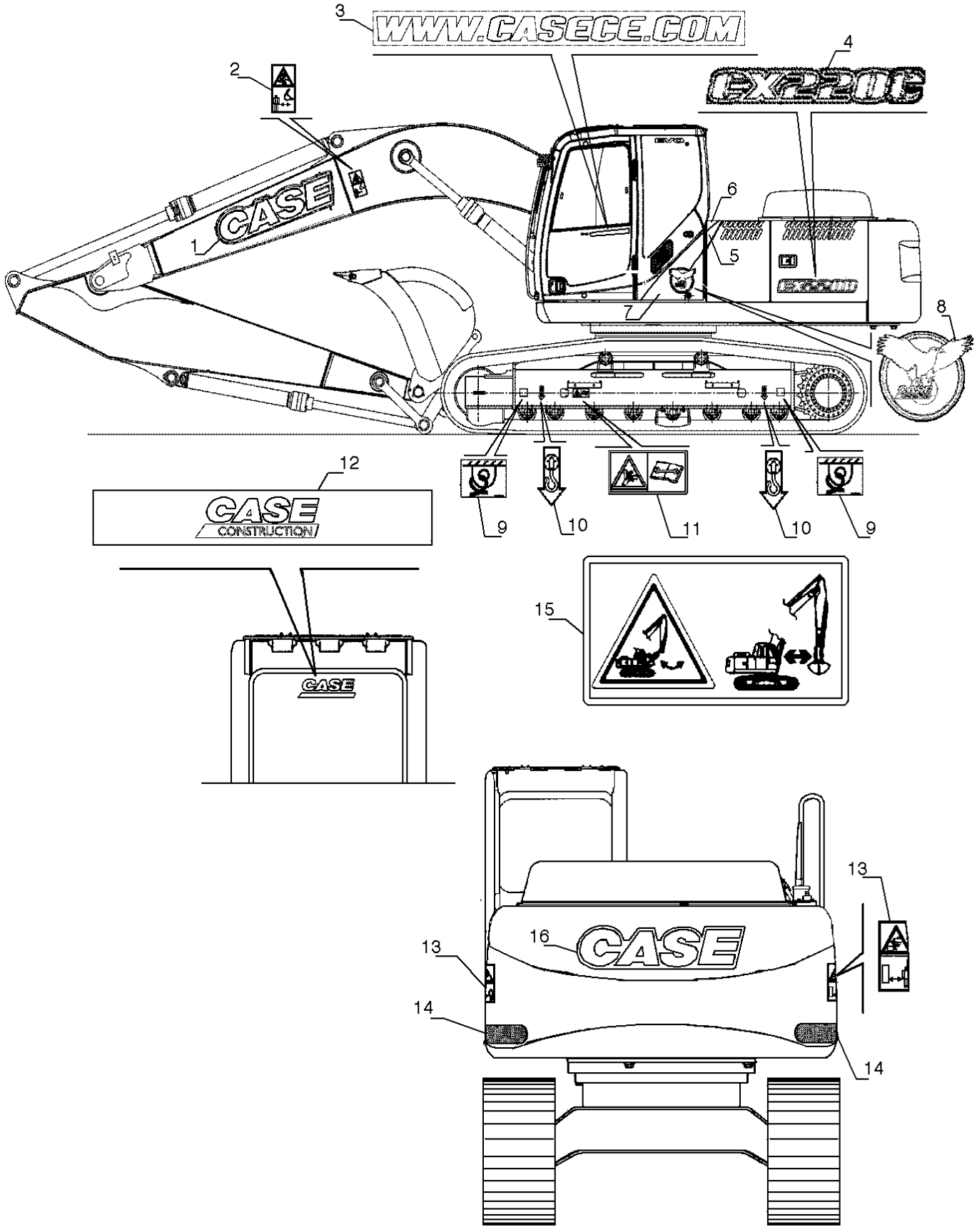

ADESIVOS

REF FN	PART NUMBER	YR/SN	QTY	DESCRIPTION
1	84517113		2	ADESIVO LOGO CASE
2	71433122		2	IDEOGRAMA BOOM
3	84468361		1	ADESIVO CASE CE
4	47515927		2	ADESIVO CX220C
5	84495413		2	ADESIVO
6	47519024		1	ADESIVO LH UPPER
7	47519158		1	ADESIVO LH CABIN
8	84495413		2	ADESIVO EAGLE
9	YN20T01819P1		8	ETIQUETA
10	75256993		4	ADESIVO
11	71433088		2	IDEOGRAMA
12	84540274		1	ADESIVO
13	71433121		2	IDEOGRAMA SWING
14	72209583		2	REFLETOR REFLECTOR
15	87616673		1	ADESIVO
16	84517111		1	ADESIVO CASE LOGO

90.108.AB	03	p1	7/2014

ADESIVOS

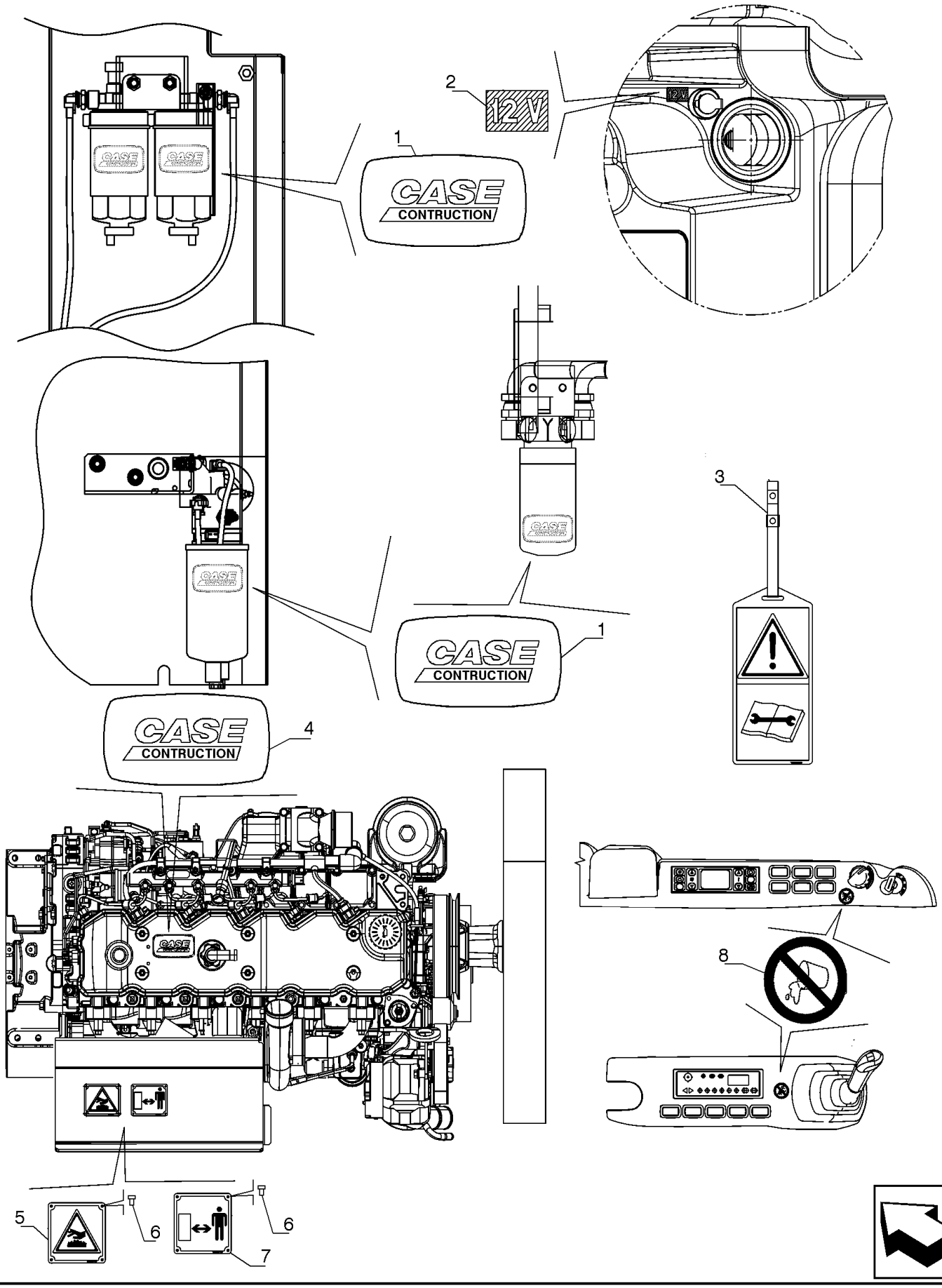

ADESIVOS

REF	FN	PART NUMBER	YR/SN	QTY	DESCRIPTION
1		84558035		2	ADESIVO CASE FILTER
2		87368809		1	ADESIVO 12V
3		71433086		1	ETIQUETA
4		84558036		1	ADESIVO CASE ENGINE MEDALLION
5		71468529		1	PLAQUETA
6		13683809		8	PREGO
7		71468528		1	PLAQUETA
8		72116240		2	ADESIVO

90.108.AE		p1	7/2014

FAIXA ANTI-DERRAPANTE

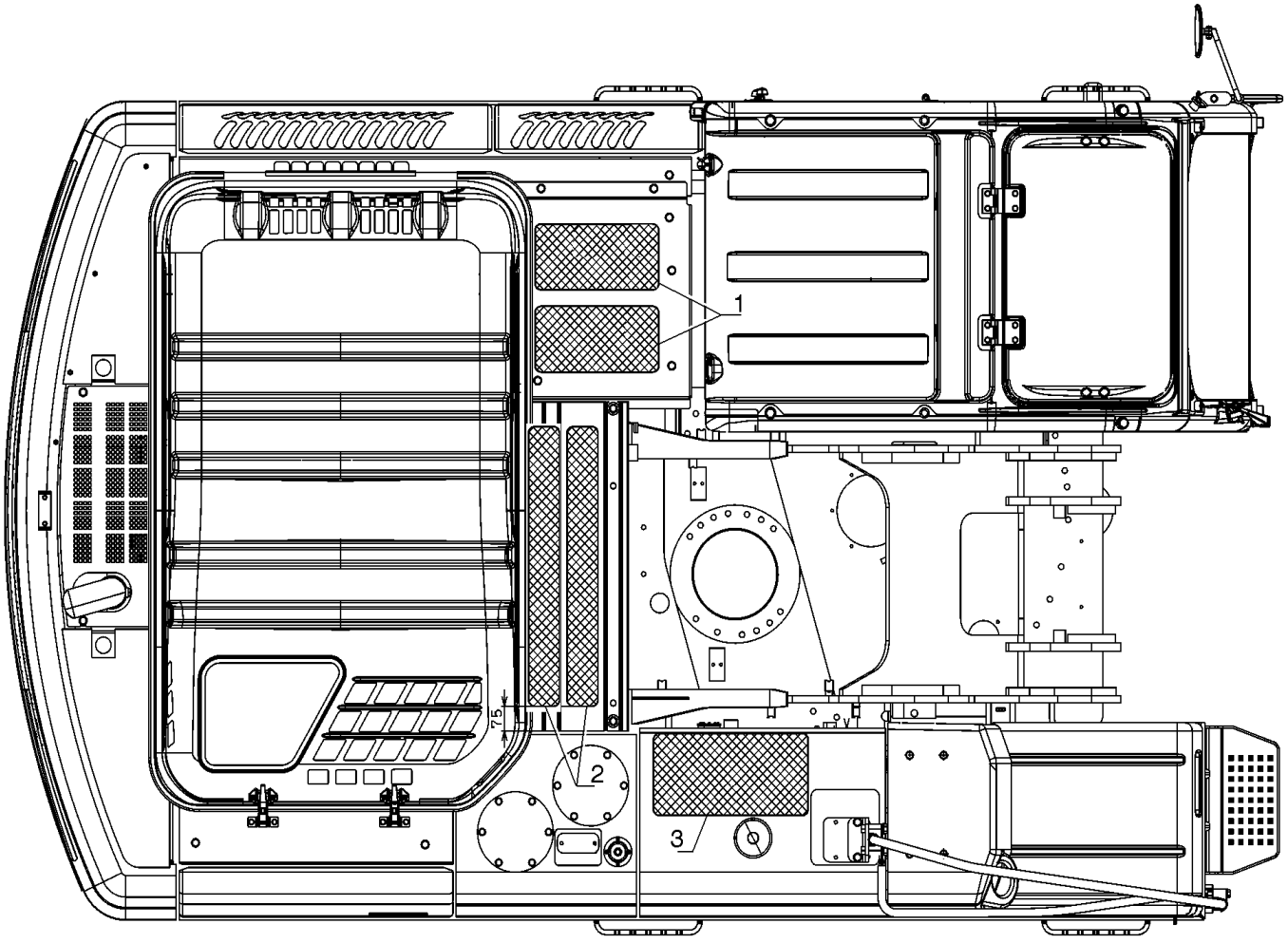

FAIXA ANTI-DERRAPANTE

REF	FN	PART NUMBER	YR/SN	QTY	DESCRIPTION
1		72207108		2	FAIXA ANTI-DERRAPANTE 400mm x 200mm
2		71469305		2	FAIXA ANTI-DERRAPANTE 850mm x 100mm
3		71468153		1	FAIXA ANTI-DERRAPANTE 500mm x 250mm

90.110.AP		p1	7/2014

PISO, SUPORTE

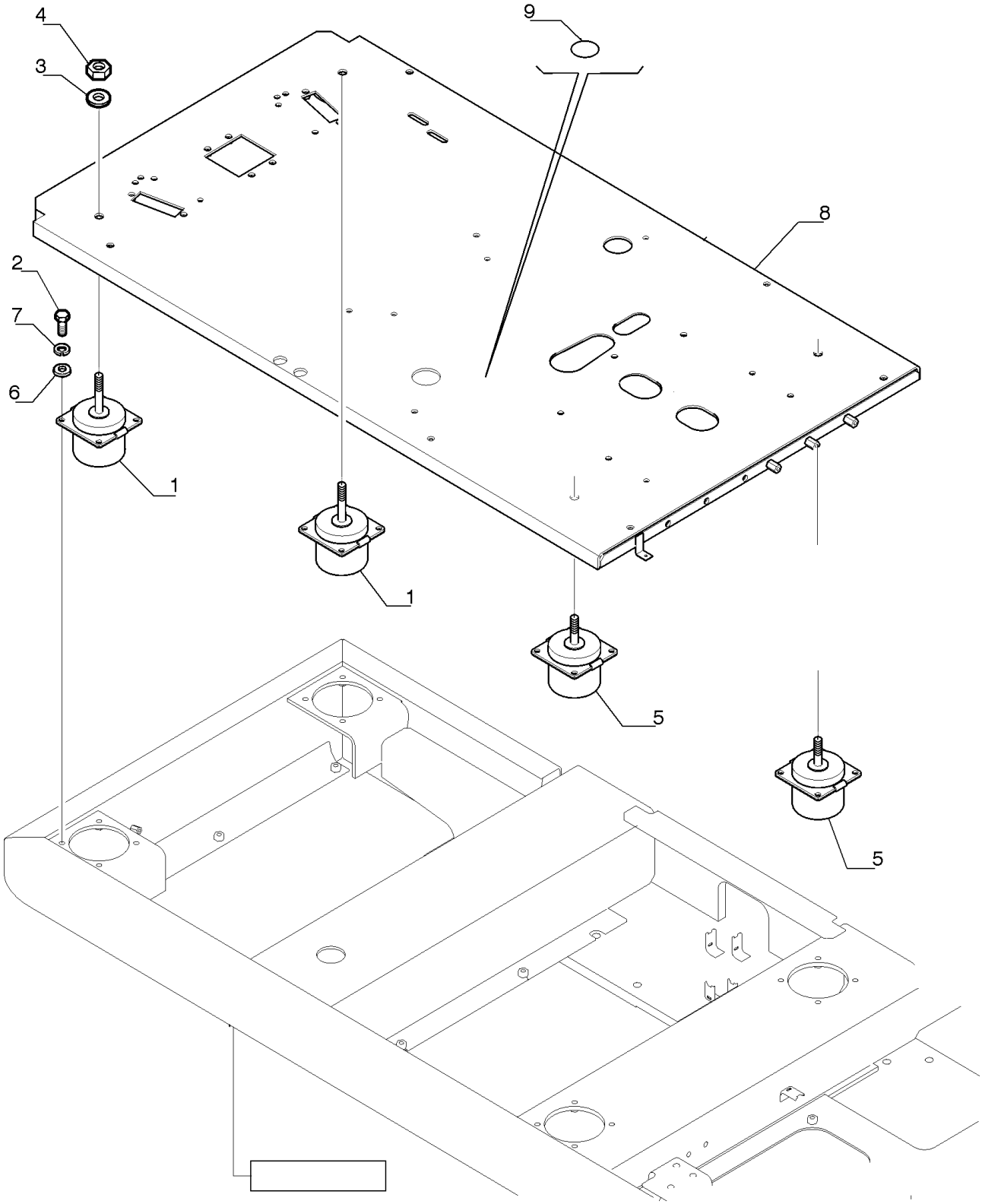

PISO, SUPORTE

REF	FN	PART NUMBER	YR/SN	QTY	DESCRIPTION
1		YN03M02125P1		2	BLOCO ISOLANTE
2		11106631		16	PARAFUSO Hex, M10 x 35mm, Cl 10.9, Full Thd
3		896-11016		4	ARRUELA PLANA M17.5 x 30 x 4, HT
4		12163321		4	PORCA M16, Cl 10
5		YN03M02126P1		2	BLOCO ISOLANTE
6		14496631		16	ARRUELA PLANA M10 x 21 x 2
7		10516871		16	TRAVA DA ARRUELA
8		LB03M01007P1		1	ESTRIBO
9		LB03M01015P1		1	ADESIVO

90.110.BC		p1	7/2014

PISO, TAMPAS

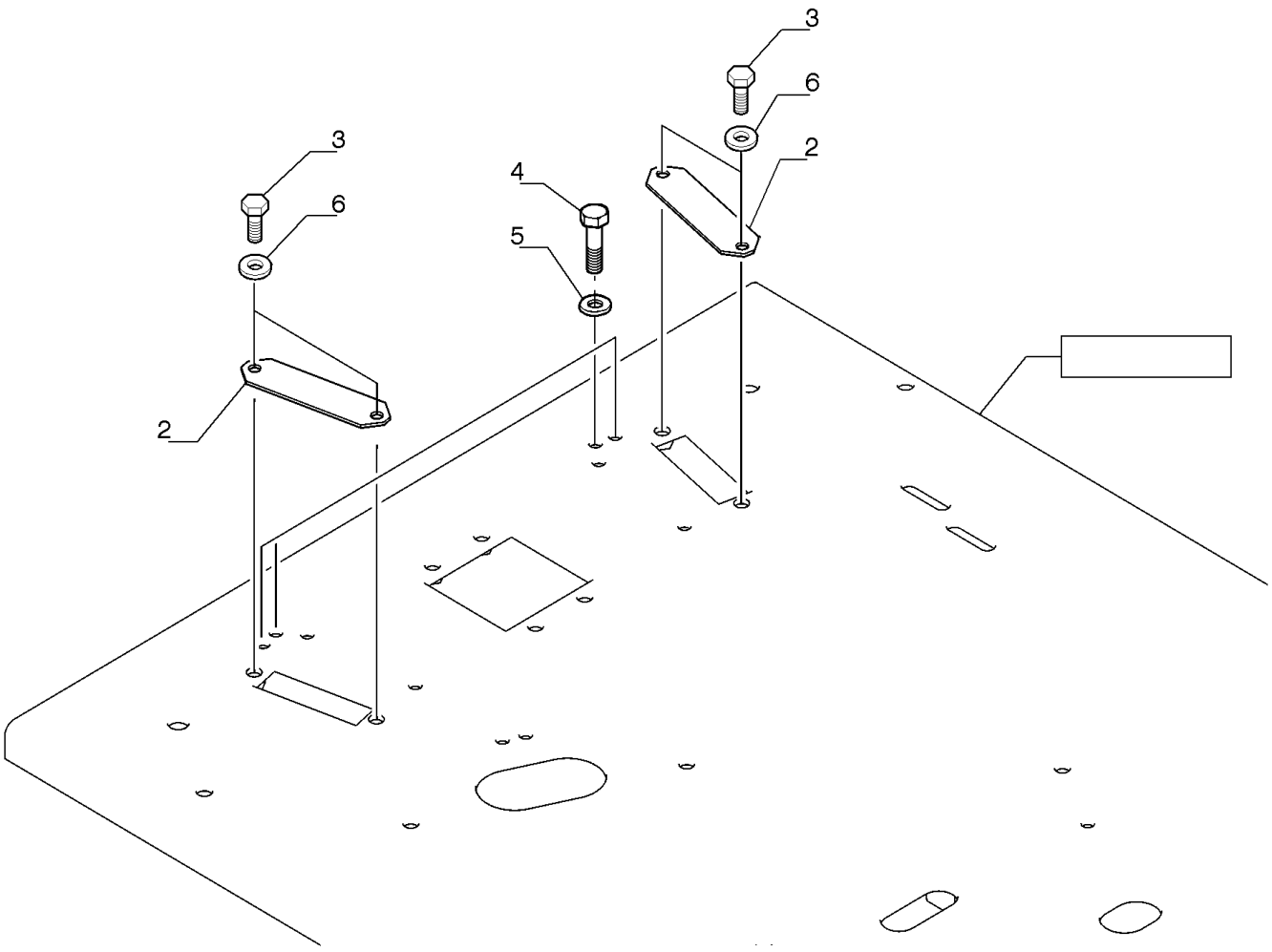

PISO, TAMPAS

REF	FN	PART NUMBER	YR/SN	QTY	DESCRIPTION
2		87746013		2	PLACA
3		11106034		4	PARAFUSO Hex, M10 x 20, 10.9, Full Thd
4		16043434		4	PARAFUSO Hex, M8 x 1.25 x 20mm, Cl 10.9, Full Thd
5		14496531		4	ARRUELA PLANA M8 x 17 x 1.6
6		14496631		4	ARRUELA PLANA M10 x 21 x 2

90.110.BD		p1	7/2014

TAPETE DO PISO

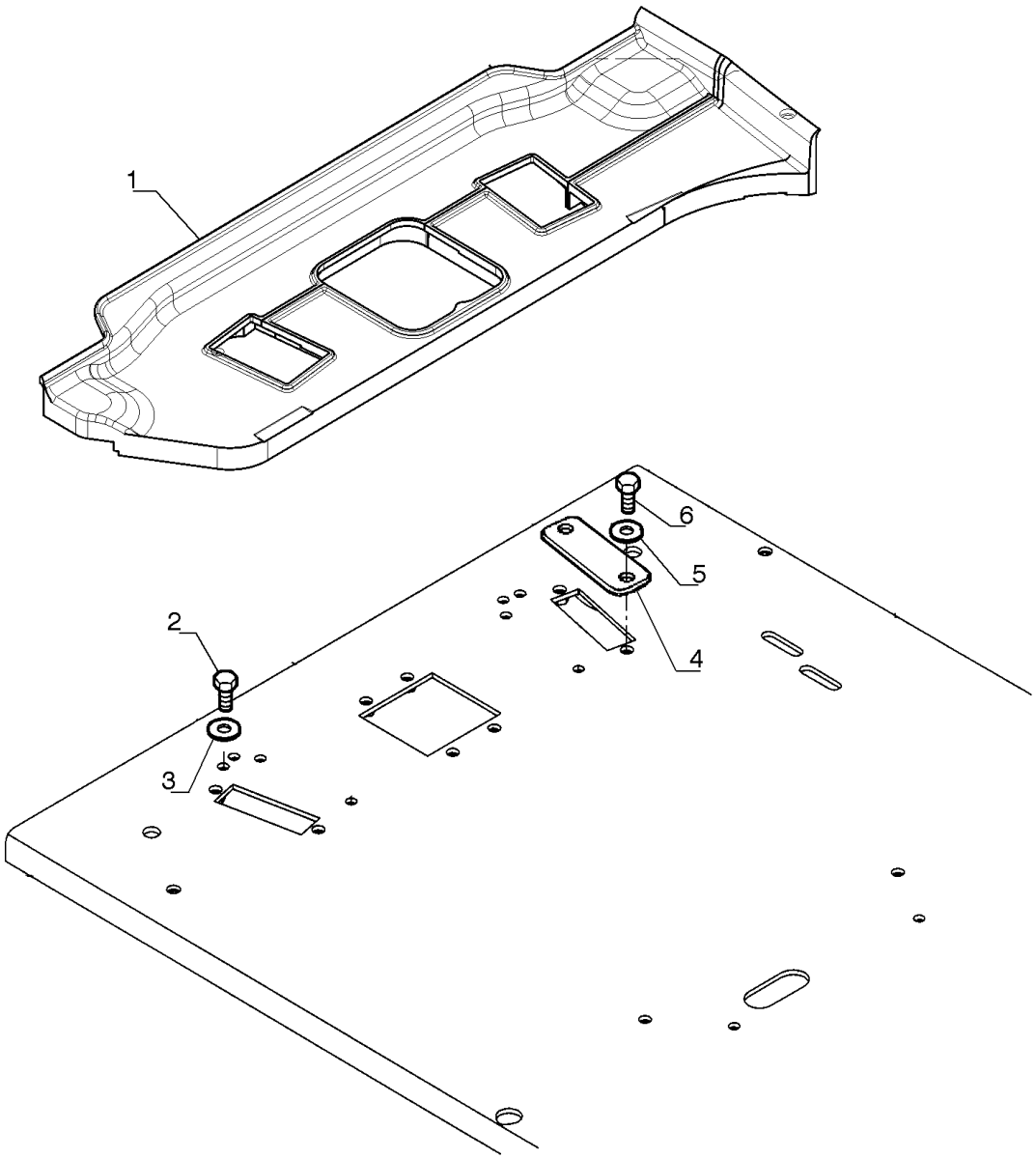

TAPETE DO PISO

REF	FN	PART NUMBER	YR/SN	QTY	DESCRIPTION
1		YN26M00076P1		1	CARPETE
2		16043434		4	PARAFUSO Hex, M8 x 1.25 x 20mm, Cl 10.9, Full Thd
3		14496531		4	ARRUELA PLANA M8 x 17 x 1.6
4		87746013		2	PLACA
5		14496631		4	ARRUELA PLANA M10 x 21 x 2
6		11106034		4	PARAFUSO Hex, M10 x 20, 10.9, Full Thd

90.114.BE	01	p1	7/2014

CONJUNTO PROTEÇÃO FOPS

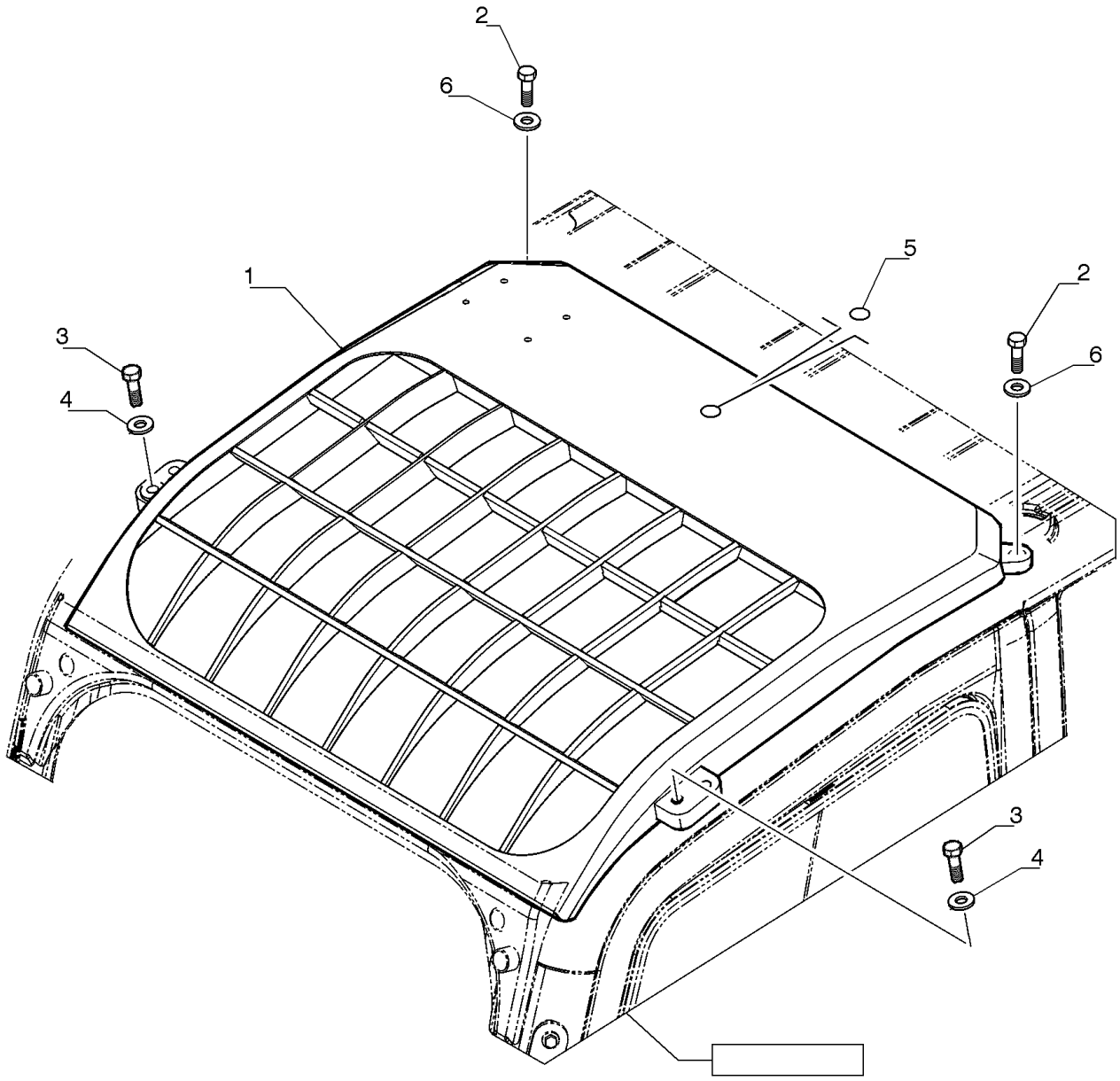

CONJUNTO PROTEÇÃO FOPS

REF FN	PART NUMBER	YR/SN	QTY	DESCRIPTION
1	LQ02C01213P1		1	PROTEÇÃO
2	11112631		2	PARAFUSO Hex, M12 x 35mm, Cl 10.9
3	11118731		2	PARAFUSO Hex, M16 x 45, 10.9
4	14496931		2	ARRUELA PLANA M16 x 30 x 3
5	{LQ02C1310P1}		1	
6	14496731		2	ARRUELA PLANA M12 x 24 x 2.5 Thk

90.114.BE	02	p1	7/2014

PROTEÇÃO DA CABINE E FARÓIS

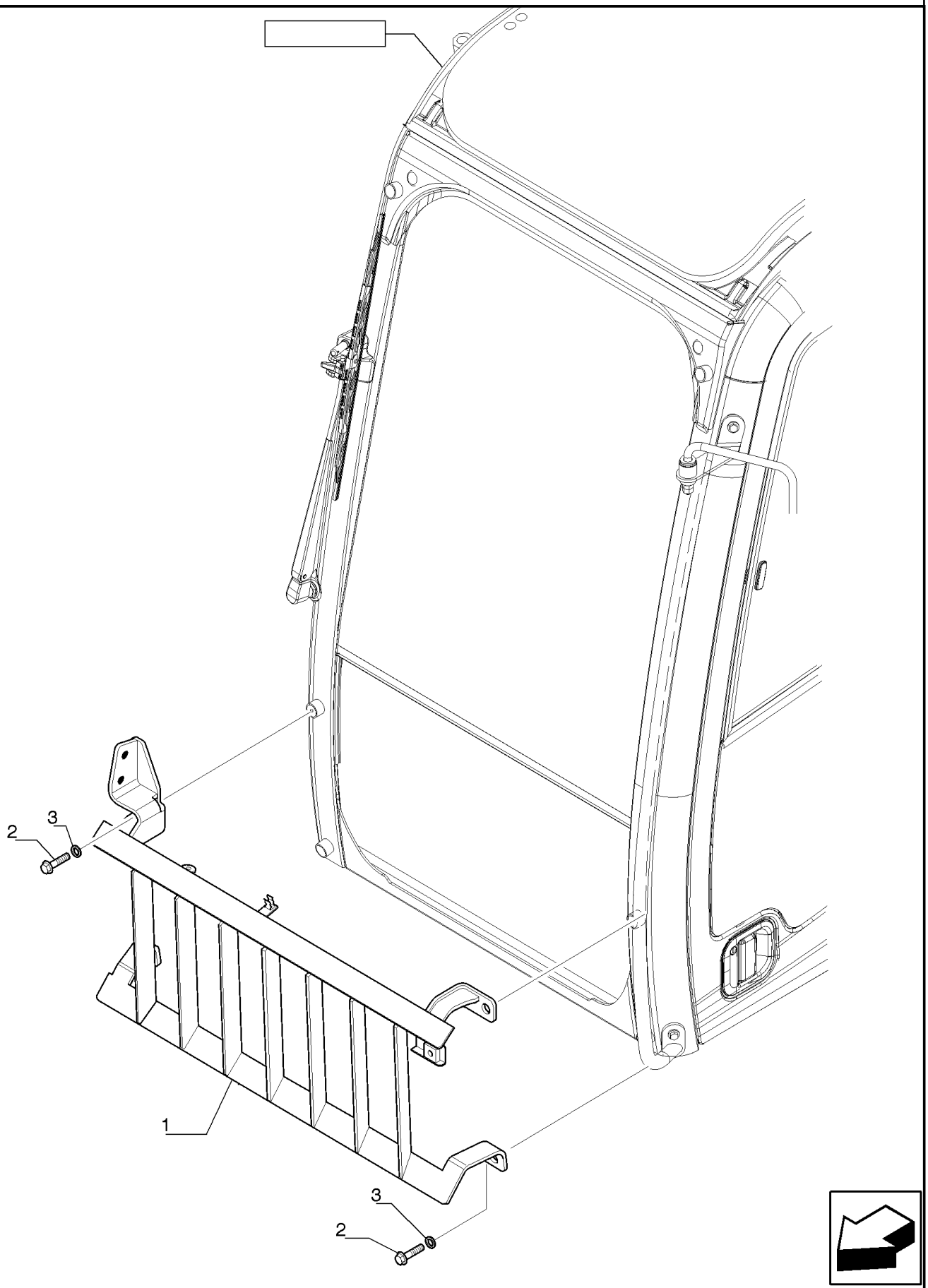

PROTEÇÃO DA CABINE E FARÓIS

REF	FN	PART NUMBER	YR/SN	QTY	DESCRIPTION
1		LQ02C01299P1		1	PROTEÇÃO
2		11112234		4	PARAFUSO Hex, M12 x 25mm, Cl 10.9, Full Thd
3		14496731		4	ARRUELA PLANA M12 x 24 x 2.5 Thk

90.114.BE	03	p1	7/2014

PROTEÇÃO DA CABINE E FARÓIS

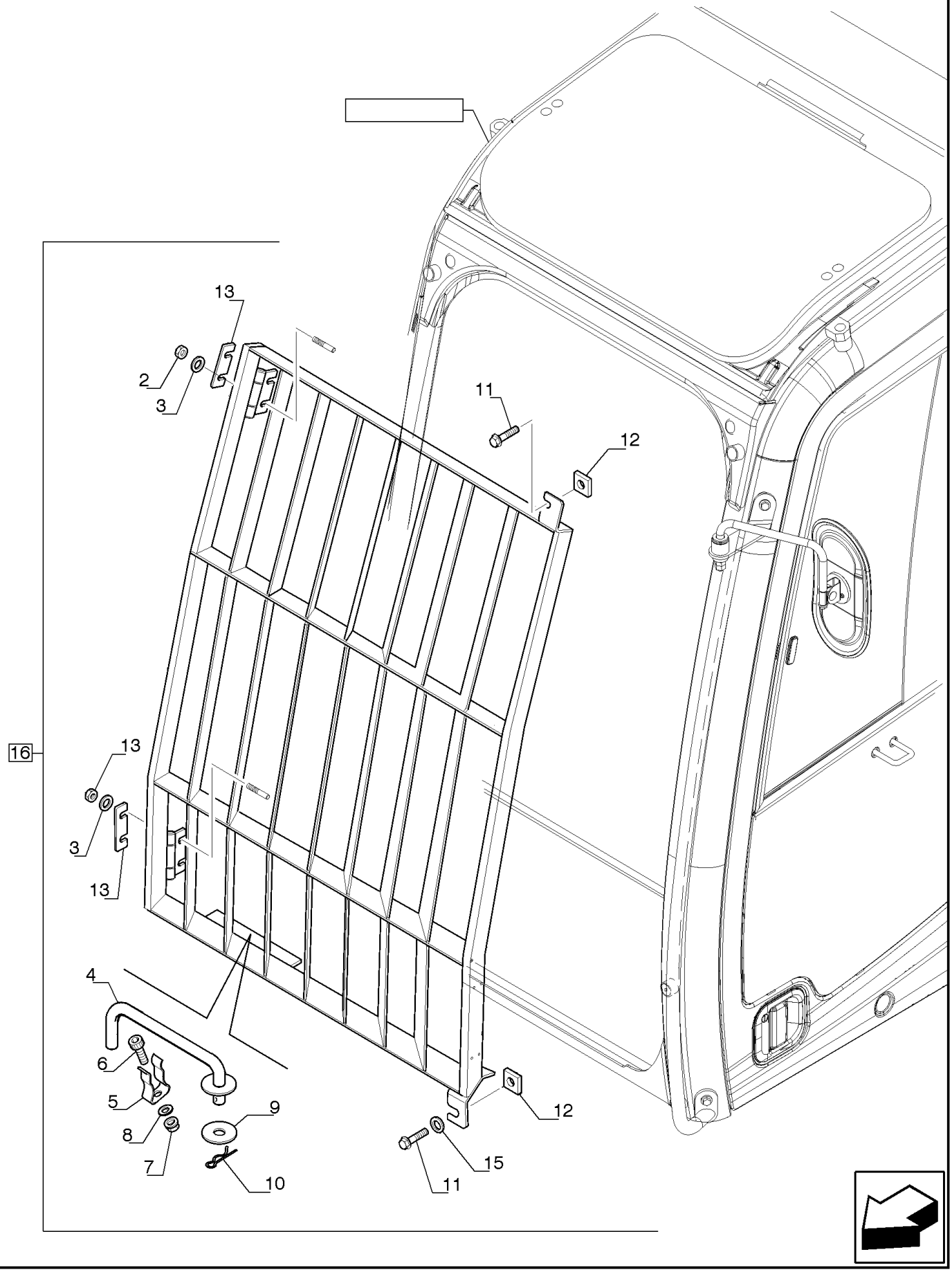

PROTEÇÃO DA CABINE E FARÓIS

REF	FN	PART NUMBER	YR/SN	QTY	DESCRIPTION
1		LQ02C01300P1		1	PROTEÇÃO Without Label
2		11701721		4	PORCA M10, Cl 10
3		14496631		4	ARRUELA PLANA M10 x 21 x 2
4		87606746		1	HASTE
5		87606856		1	COLAR
6		84163381		1	PARAFUSO Hex, Flg, M4 x 12mm
7		10721911		1	PORCA
8		14497731		1	ARRUELA PLANA
9		12626201		1	ARRUELA PLANA M10 x 25 x 3
10		72275189		1	CONTRA PINO
11		11112431		2	PARAFUSO Hex, M12 x 30mm, Cl 10.9, Full Thd
12		87606857		2	PLACA
13		87606858		2	CALÇO DE AFINAÇÃO
15		14496731		2	ARRUELA PLANA M12 x 24 x 2.5 Thk
16		{47645749}		1	

90.114.BE	04	p1	7/2014

PROTEÇÃO DA CABINE E FAROIS

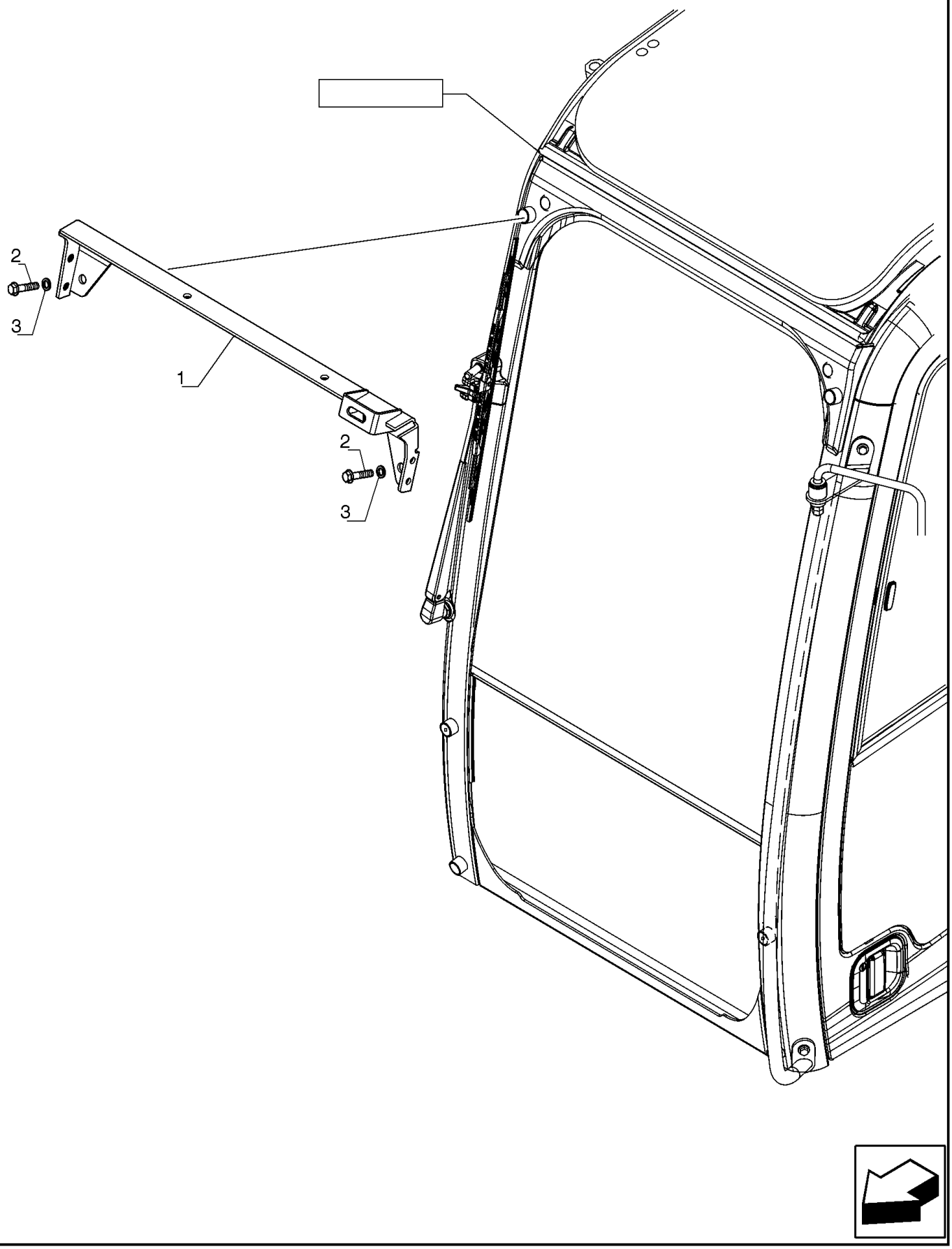

PROTEÇÃO DA CABINE E FAROIS

REF FN	PART NUMBER	YR/SN	QTY	DESCRIPTION
1	LQ02C01289P1		1	SUPORTE
2	11112234		2	PARAFUSO Hex, M12 x 25mm, Cl 10.9, Full Thd
3	14496731		2	ARRUELA PLANA M12 x 24 x 2.5 Thk

90.118.AX	01	p1	7/2014

CORRIMÃO

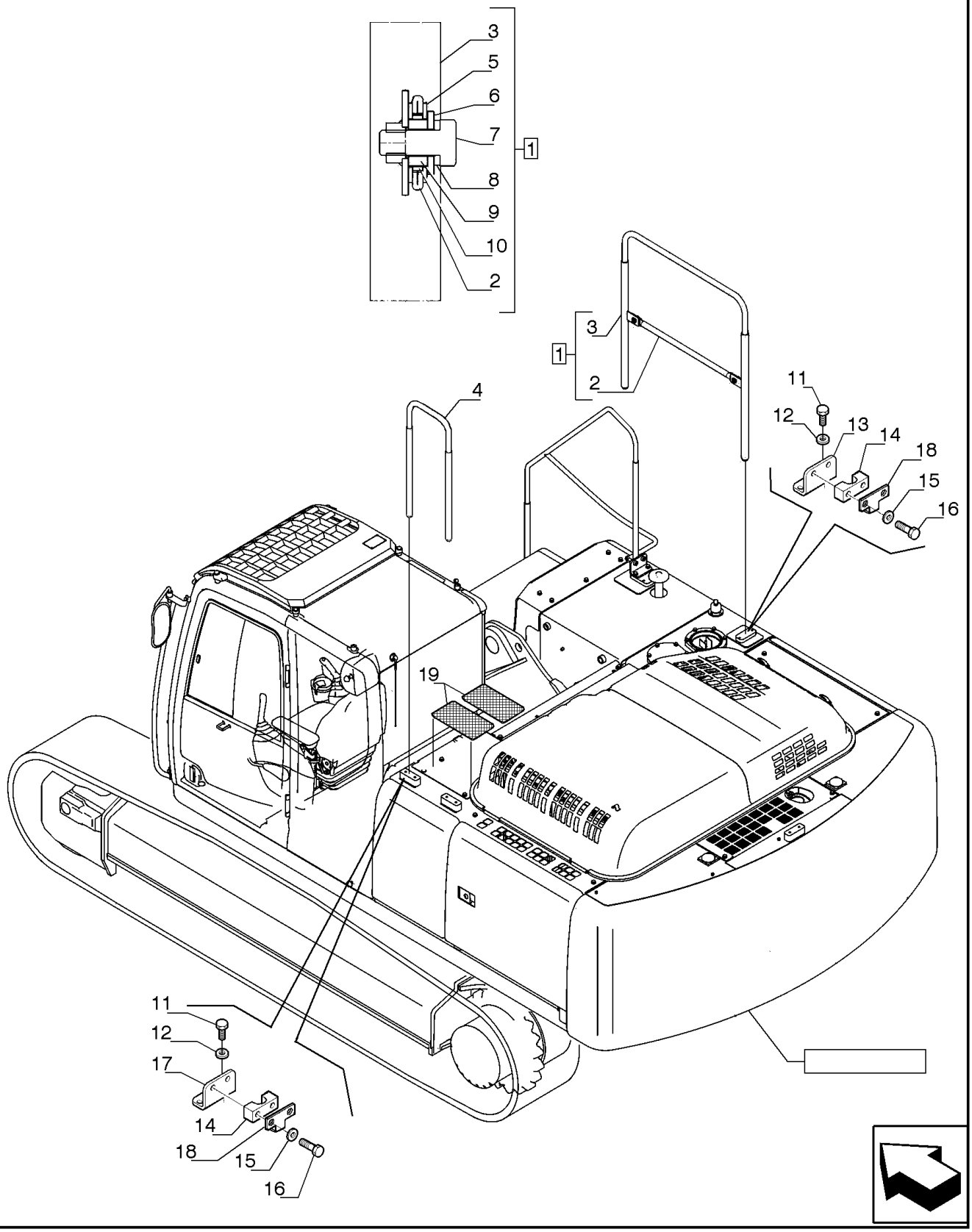

CORRIMÃO

REF	FN	PART NUMBER	YR/SN	QTY	DESCRIPTION
1		{47632392}		1	
2		47635671		1	SUPORTE
3		47635560		1	CORRIMÃO
4		47634549		1	CORRIMÃO
5		72206258		4	ARRUELA PLANA
6		72201225		2	ARRUELA PLANA
7		11112431		2	PARAFUSO Hex, M12 x 30mm, Cl 10.9, Full Thd
8		10517071		2	TRAVA DA ARRUELA M12
9		47372195		2	ESPAÇADOR
10		47531050		2	ARRUELA PLANA
11		11112431		8	PARAFUSO Hex, M12 x 30mm, Cl 10.9, Full Thd
12		86625255		8	ARRUELA PLANA M13.5 x 24.5 x 3, HT
13		47635861		2	SUPORTE
14		47421316		4	BRAÇADEIRA
15		71405003		8	ARRUELA PLANA
16		86577946		8	PARAFUSO Hex, M16 x 80mm, Cl 10.9
17		47634475		2	SUPORTE
18		47635319		4	SUPORTE
19		72207108		2	FAIXA ANTI-DERRAPANTE 400mm x 200mm

90.118.AX	02	p1	7/2014

CORRIMÃO

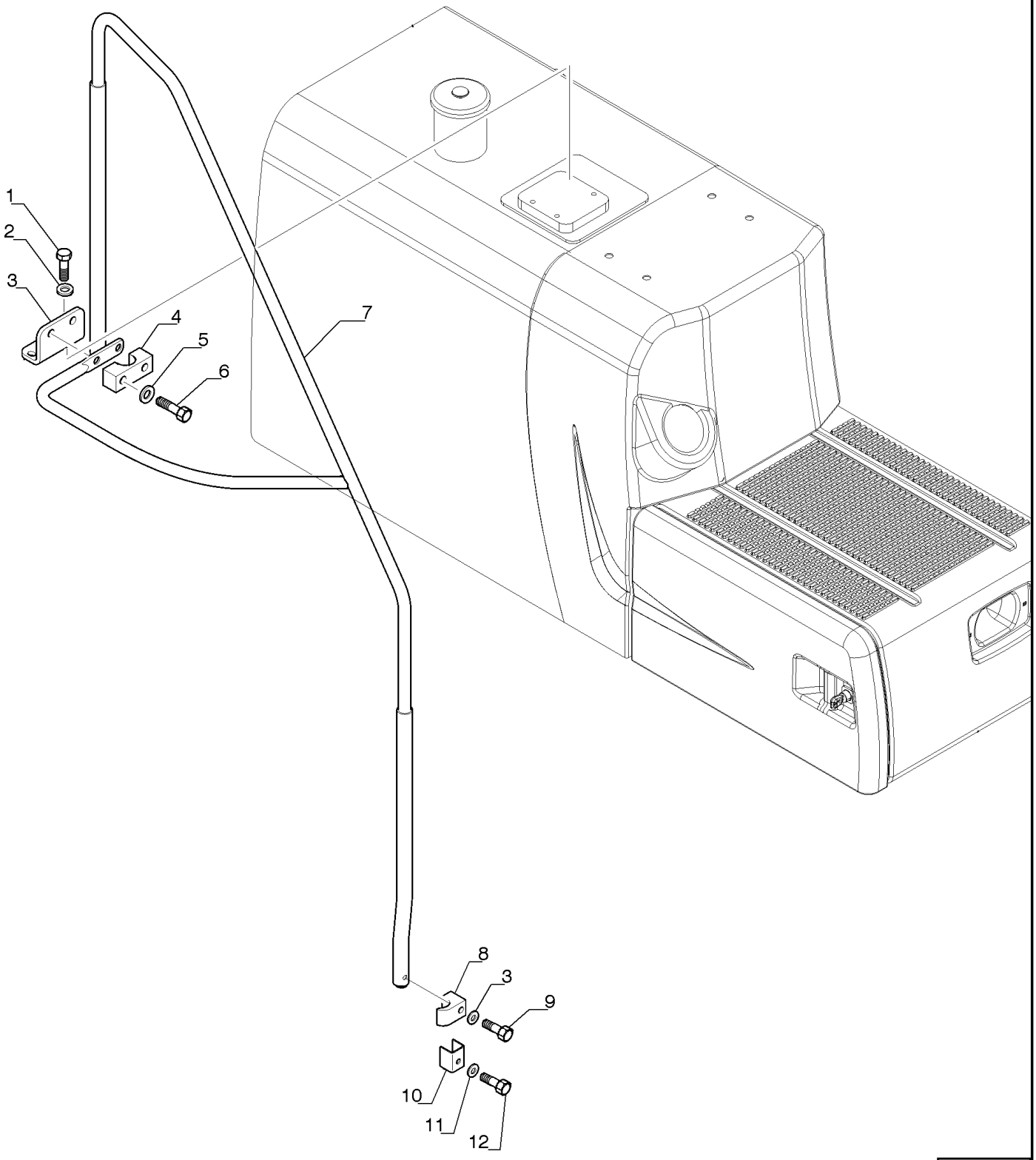

CORRIMÃO

REF	FN	PART NUMBER	YR/SN	QTY	DESCRIPTION
1		11112434		2	PARAFUSO Hex, M12 x 30mm, Cl 10.9, Full Thd
2		86625255		3	ARRUELA PLANA M13.5 x 24.5 x 3, HT
3		47422039		1	SUPORTE
4		47421316		1	BRAÇADEIRA
5		71405003		2	ARRUELA PLANA
6		{86577945}		2	
7		LB21C01451P2		1	ESCORA
8		ZC27M35014		1	BRAÇADEIRA
9		11113531		1	PARAFUSO Hex, M12 x 65mm, Cl 10.9
10		LB21C01411P1		1	SUPORTE
11		14496631		1	ARRUELA PLANA M10 x 21 x 2
12		11107331		1	PARAFUSO Hex, M10 x 55mm, Cl 10.9

90.118.BM	01	p1	7/2014

ESPELHO RETROVISOR

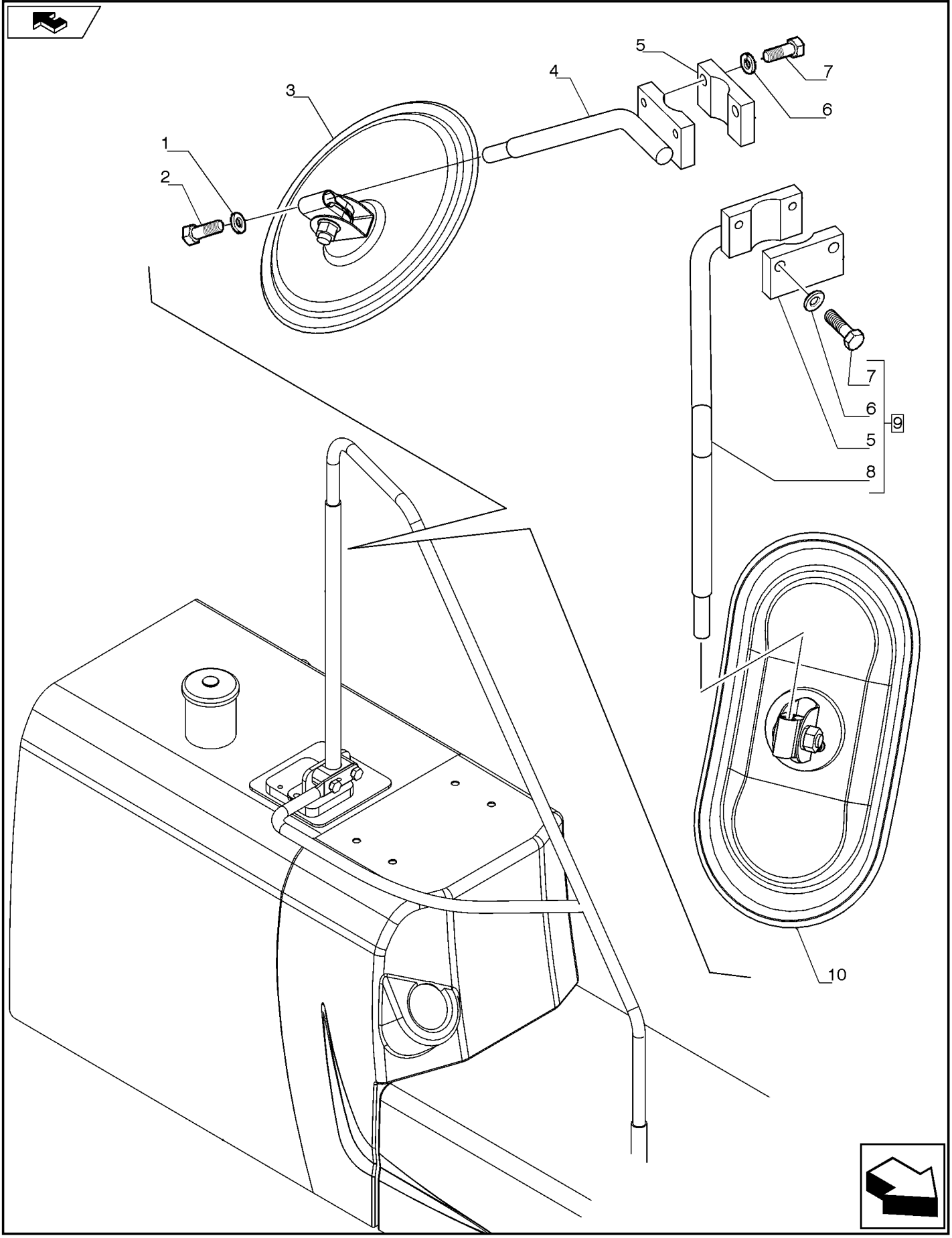

ESPELHO RETROVISOR

REF	FN	PART NUMBER	YR/SN	QTY	DESCRIPTION
1		14496531		1	ARRUELA PLANA M8 x 17 x 1.6
2		43231		1	PARAFUSO Hex, M8 x 1.25 x 12mm, Cl 10.9, Full Thd
3		72950241		1	ESPELHO
4		YB52C01001P1		1	ESCORA
5		{YN52C01003P1}		2	
6		10516671		4	TRAVA DA ARRUELA
7		86625003		4	PARAFUSO Hex, M8 x 50mm, Cl 10.9
8		YB52C01007P1		1	ESCORA
9		{47368984}		1	
10		87612553		1	ESPELHO RETROVISOR

90.118.BM	02	p1	7/2014

ESPELHO RETROVISOR

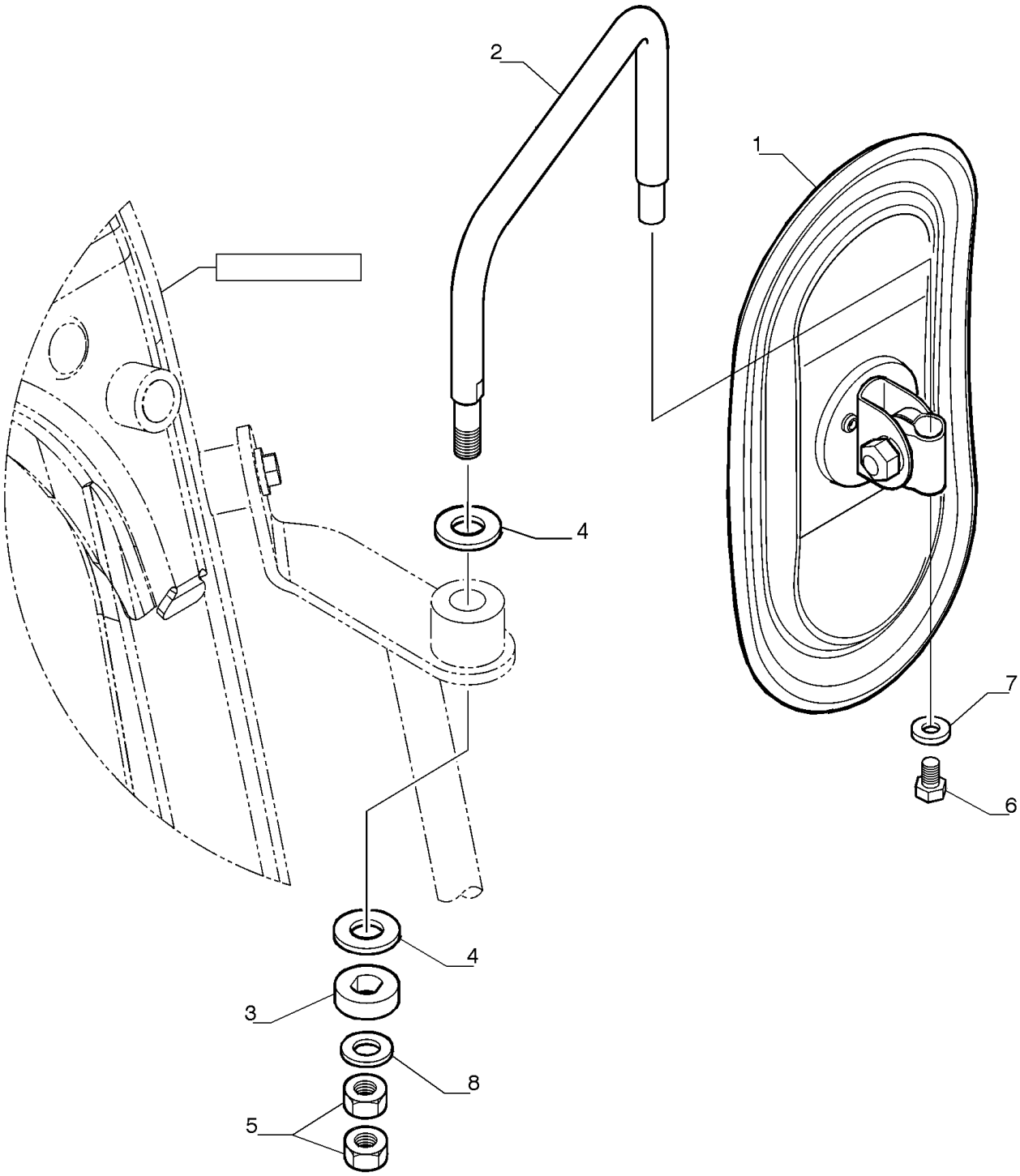

ESPELHO RETROVISOR

REF	FN	PART NUMBER	YR/SN	QTY	DESCRIPTION
1		87612553		1	ESPELHO RETROVISOR
2		LQ52C01026P1		1	ESCORA
3		LQ52C01025P1		1	ARRUELA PLANA
4		LQ52C01021P1		2	ARRUELA PLANA
5		11702921		2	PORCA M12, Cl 10
6		43231		1	PARAFUSO Hex, M8 x 1.25 x 12mm, Cl 10.9, Full Thd
7		14496531		1	ARRUELA PLANA M8 x 17 x 1.6
8		86511324		1	ARRUELA PLANA M12 x 24 x 2.5

90.118.BM	03	p1	7/2014

ESPELHO RETROVISOR

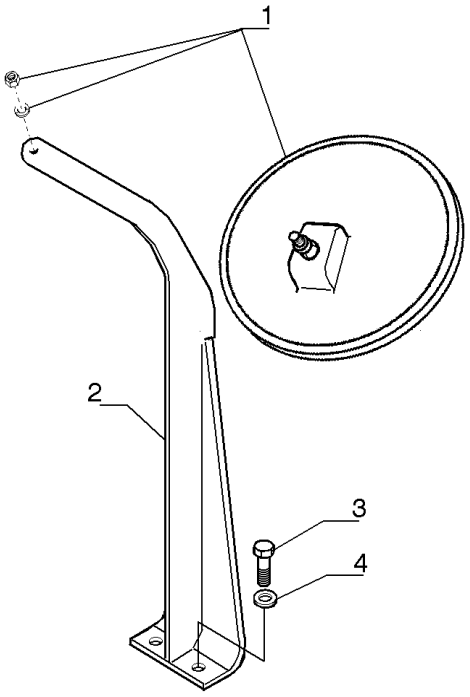

ESPELHO RETROVISOR

REF	FN	PART NUMBER	YR/SN	QTY	DESCRIPTION
1		YN52C00024P1		1	ESPELHO
2		47522733		1	SUPORTE
3		11112431		2	PARAFUSO Hex, M12 x 30mm, Cl 10.9, Full Thd
4		14496721		2	ARRUELA PLANA Flat, 13.00mm ID x 24.00mm OD x 2.50mm, R80, ZND

90.118.CC		p1	7/2014

PAINEL DE INSTRUMENTOS

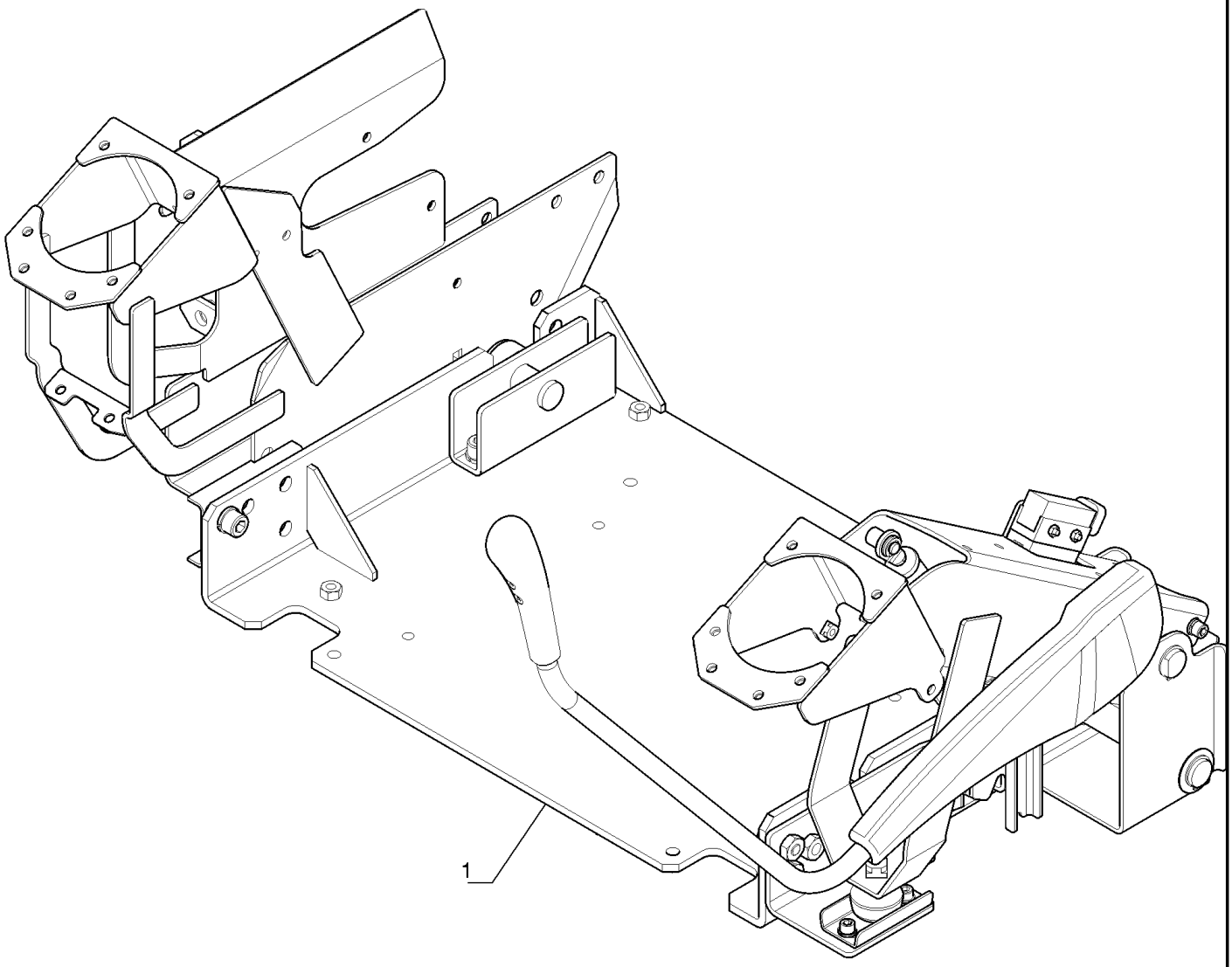

PAINEL DE INSTRUMENTOS

REF	FN	PART NUMBER	YR/SN	QTY	DESCRIPTION
1		YN03M00304F1		1	COMANDO

90.120.AD	01	p1	7/2014

ASSENTO DO OPERADOR, MECÂNICO

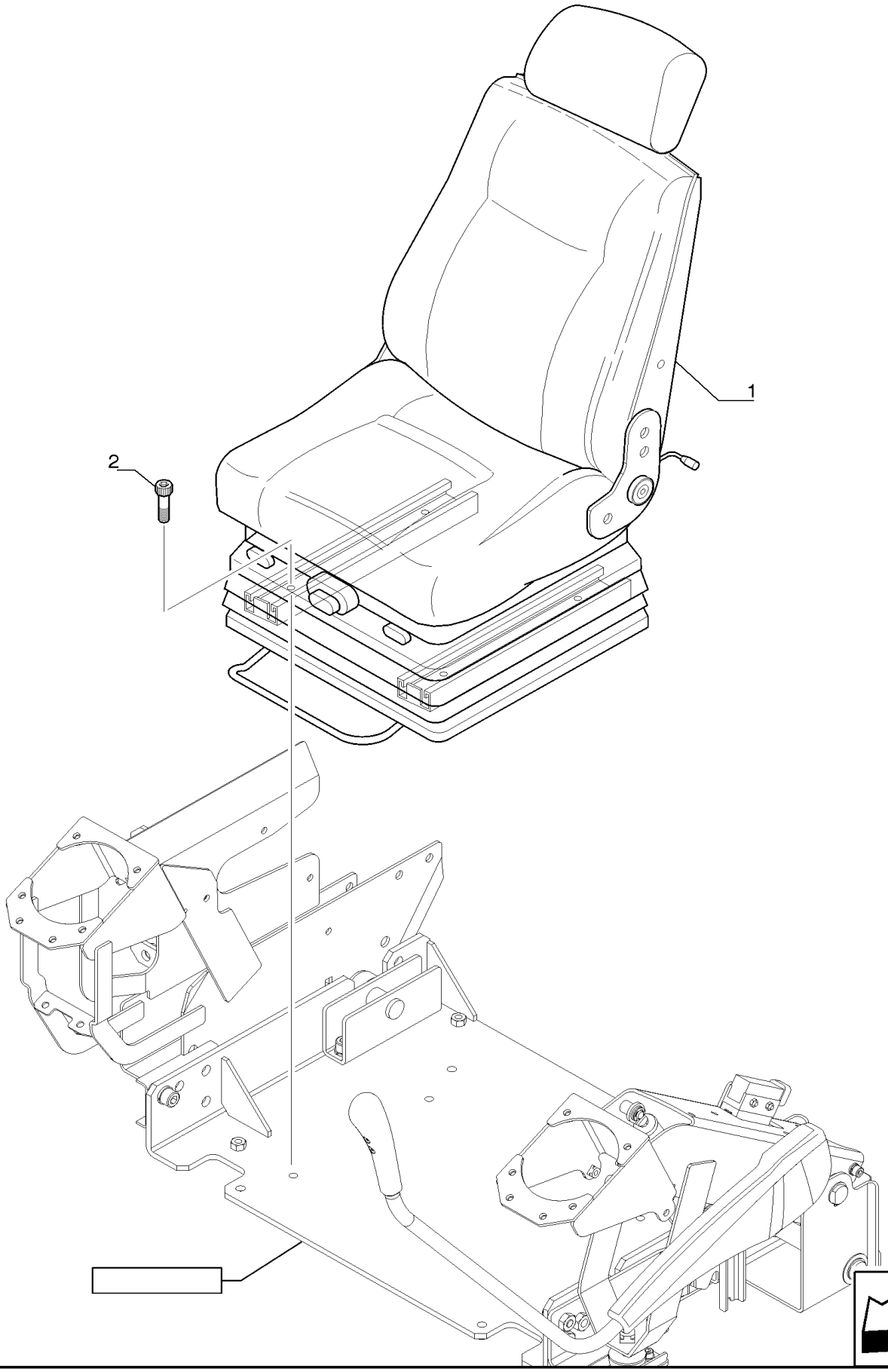

ASSENTO DO OPERADOR, MECÂNICO

REF	FN	PART NUMBER	YR/SN	QTY	DESCRIPTION
1		47481549		1	ASSENTO DO MOTORISTA
2		14306331		4	PARAFUSO ALLEN M8 x 1.25 x 20mm, Cl 10.9, Full Thd

90.120.AD	02	p1	7/2014

ASSENTO DO OPERADOR, MECÂNICO

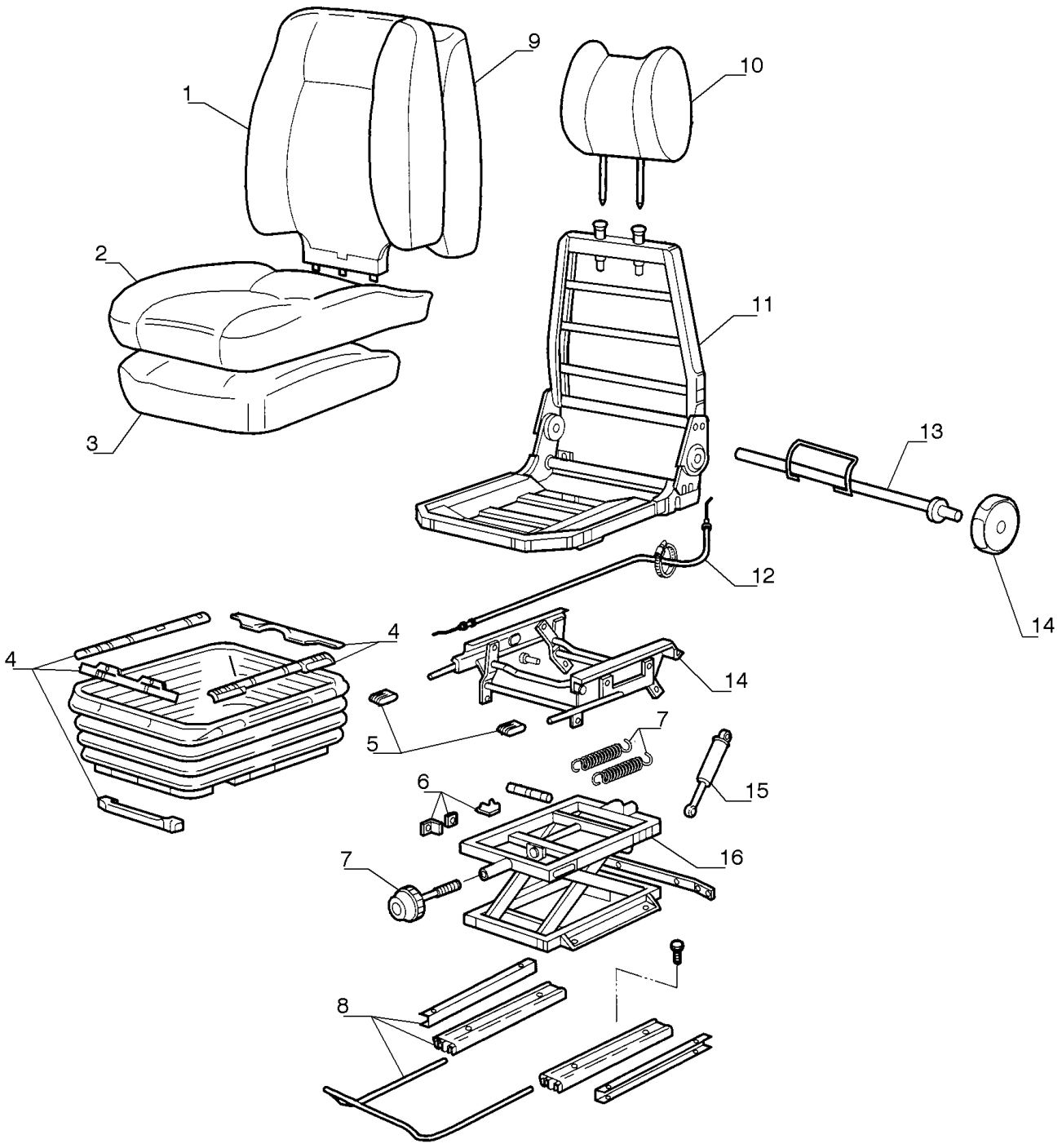

ASSENTO DO OPERADOR, MECÂNICO

REF	FN	PART NUMBER	YR/SN	QTY	DESCRIPTION
1		87583756		1	CONJUNTO
2		87379464		1	CONJUNTO
3		72116117		1	CONJUNTO
4		72116133		1	CONJUNTO
5		71468304		1	CONJUNTO
6		71468303		1	CONJUNTO
7		71468302		1	CONJUNTO
8		87583766		1	CONJUNTO
9		87583758		1	CONJUNTO
10		87379467		1	CONJUNTO
11		87583759		1	CONJUNTO
12		LS25M00006S008		1	CONJUNTO
13		87583764		1	CONJUNTO
14		87583767		1	CONJUNTO
15		P4143253L		1	CONJUNTO
16		LS25M00006S010		1	CONJUNTO

90.124.AC	01	p1	7/2014

ASSENTO DO OPERADOR, UNIDADE PNEUMÁTICA

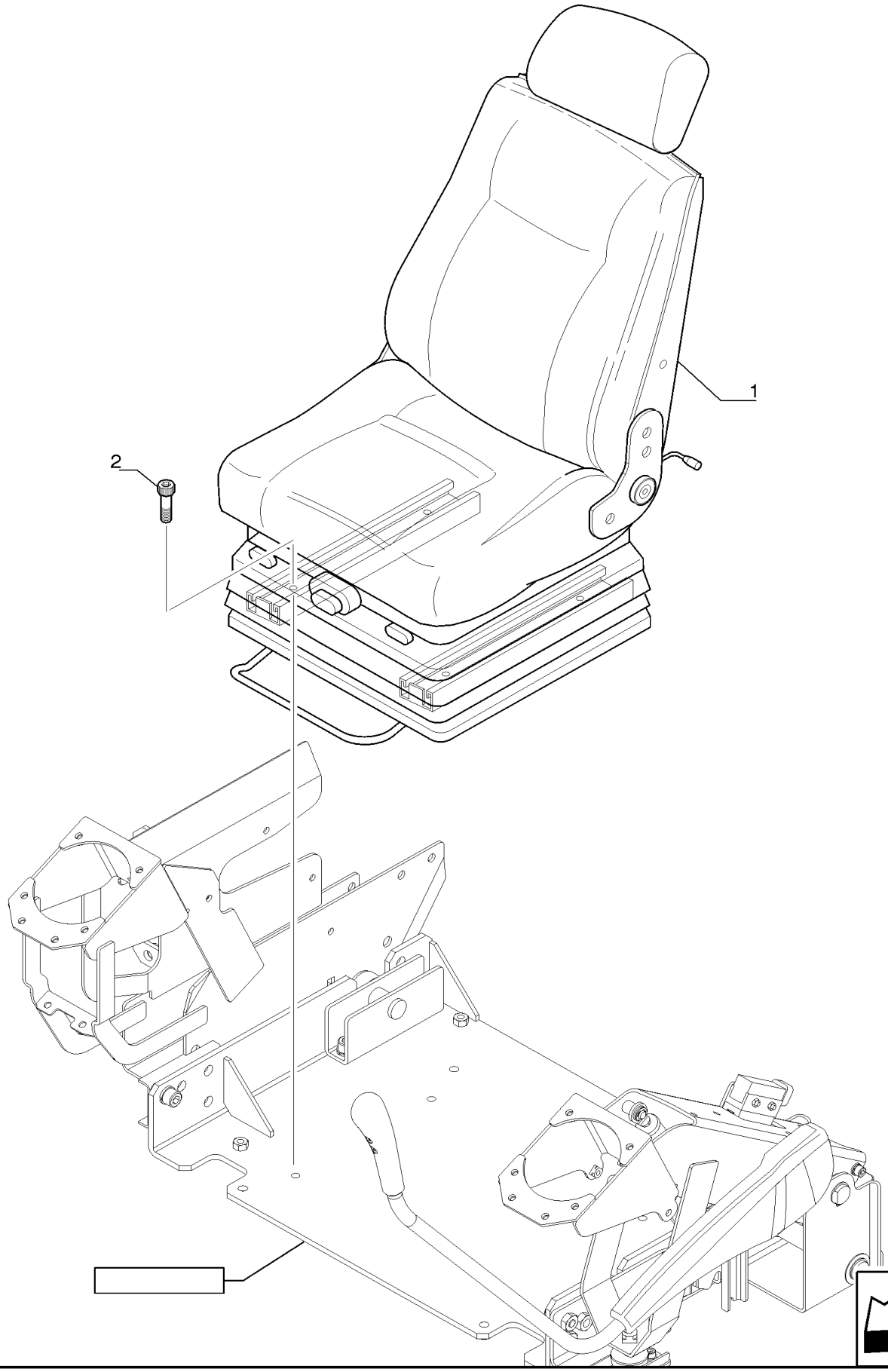

ASSENTO DO OPERADOR, UNIDADE PNEUMÁTICA

REF	FN	PART NUMBER	YR/SN	QTY	DESCRIPTION
1		47481544		1	ASSENTO DO MOTORISTA
2		14306331		4	PARAFUSO ALLEN M8 x 1.25 x 20mm, Cl 10.9, Full Thd

90.124.AC	02	p1	7/2014

ASSENTO DO OPERADOR, PNEUMÁTICO

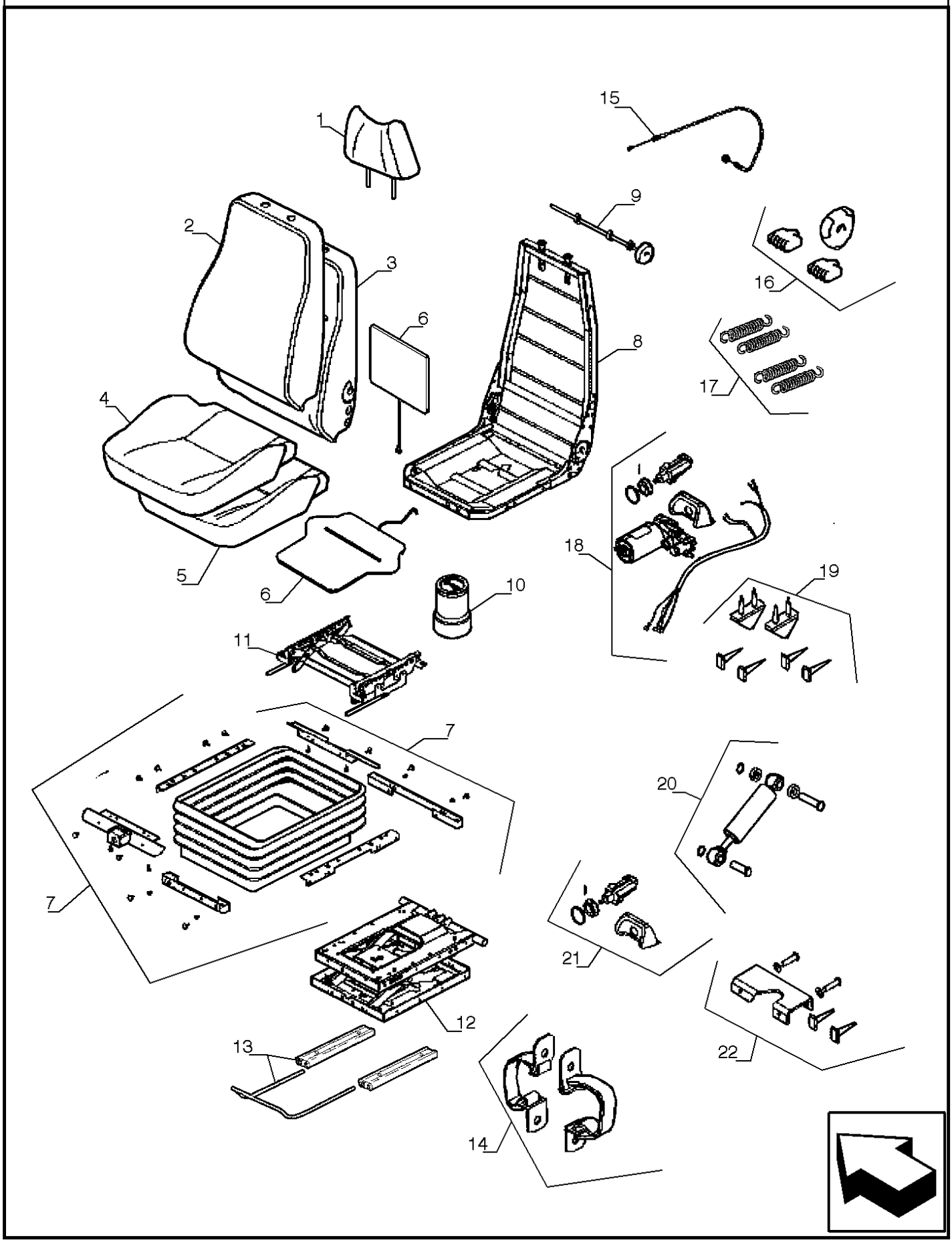

ASSENTO DO OPERADOR, PNEUMÁTICO

REF FN	PART NUMBER	YR/SN	QTY	DESCRIPTION
1	87379467		1	CONJUNTO
2	87583756		1	CONJUNTO
3	72116115		1	CONJUNTO
4	87596492		1	CONJUNTO
5	87596495		1	COXIM
6	72116120		1	CONJUNTO
7	LS25M00005S020		1	CONJUNTO
8	87583759		1	CONJUNTO
9	87583764		1	CONJUNTO
10	87596972		1	CONJUNTO
11	71412018		1	CONJUNTO
12	LS25M00005S014		1	CONJUNTO
13	LS25M00005S013		1	CONJUNTO
14	LS25M00005S024		1	CONJUNTO
15	71456224		1	CABO
16	72116127		1	CONJUNTO
17	87596954		1	CONJUNTO
18	87596986		1	CONJUNTO
19	71412023		1	CONJUNTO
20	71412020		1	CONJUNTO
21	72116123		1	VÁLVULA PNEUMÁTICA
22	87596987		1	CONJUNTO

90.150.AB	01	p1	7/2014

CABINE

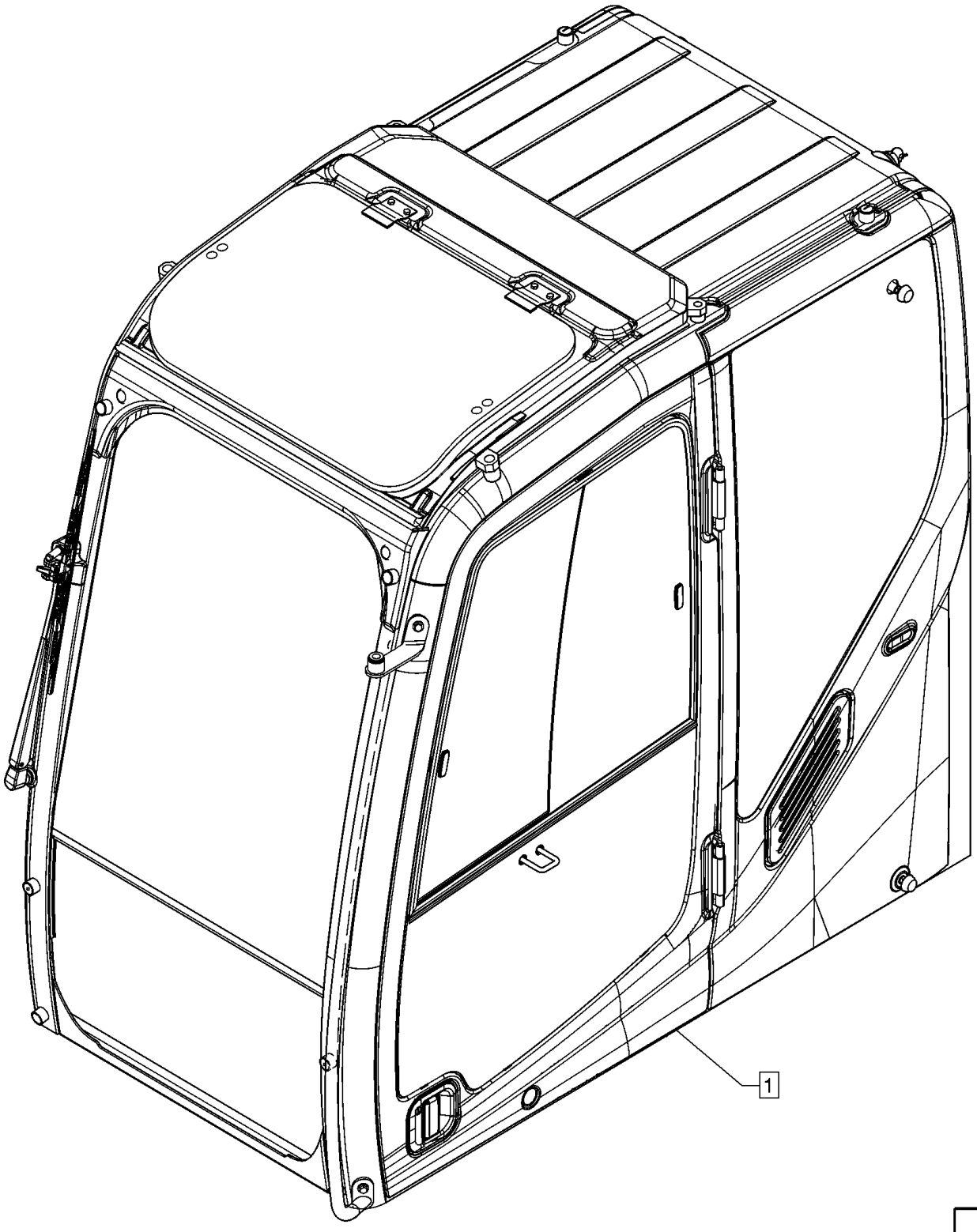

CABINE

REF	FN	PART NUMBER	YR/SN	QTY	DESCRIPTION
1		LQ02C00040F4		1	CABINE Assy

90.150.AJ		p1	7/2014

SUPORTE DA CABINE

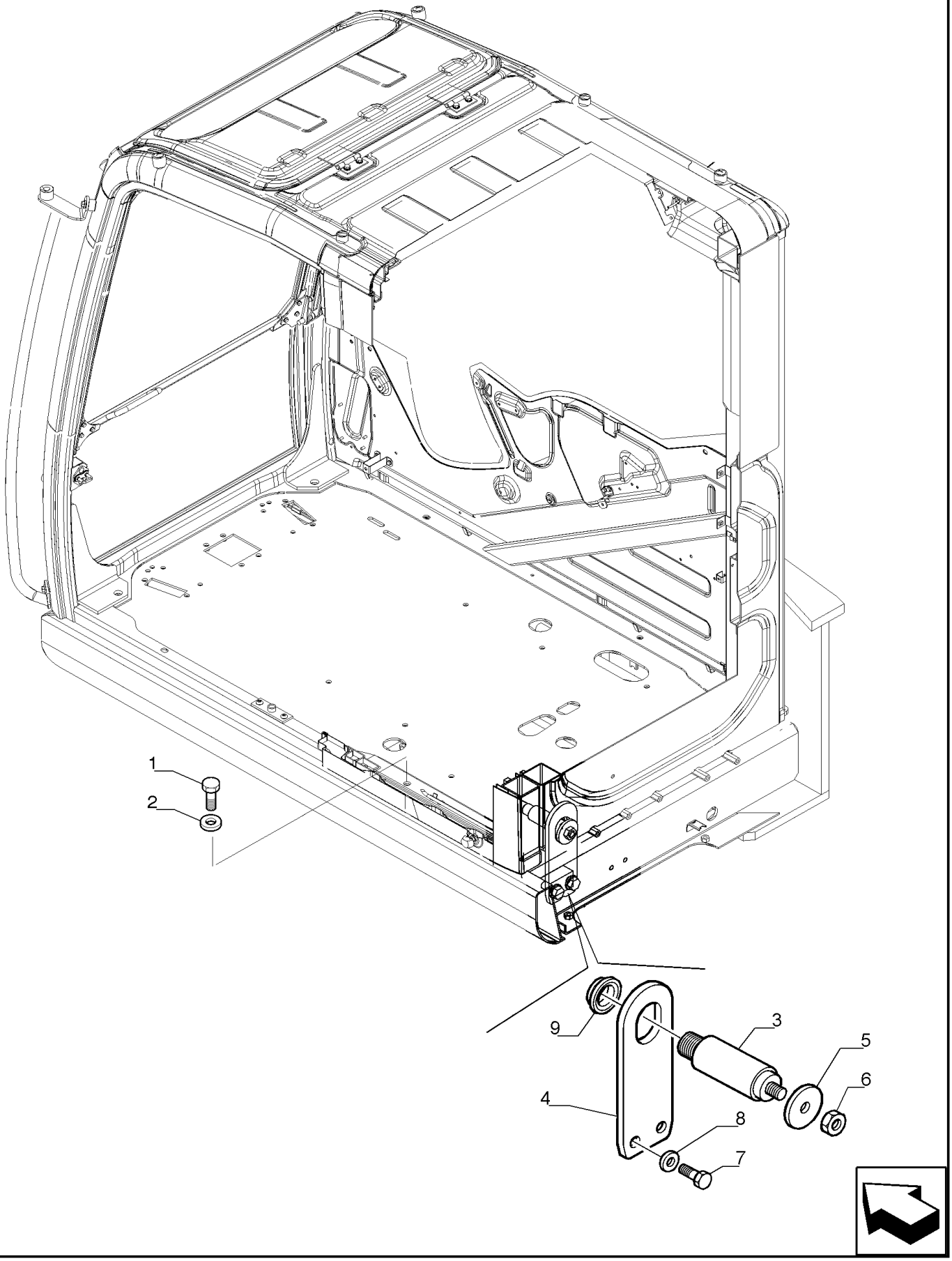

SUPORTE DA CABINE

REF	FN	PART NUMBER	YR/SN	QTY	DESCRIPTION
1		9824642		4	PARAFUSO Hex, M12 x 1.75 x 35mm, Cl 10.9, Full Thd
2		72201225		4	ARRUELA PLANA
3		LQ02C01324P1		1	PINO
4		LQ02C01325P1		1	PLACA
5		LQ02C01276P1		1	ARRUELA PLANA
6		ZN17C20012		1	PORCA
7		86500658		2	PARAFUSO Hex, M20 x 2.5 x 45mm, Cl 10.9
8		394632		2	ARRUELA PLANA M20 x 40 x 4, HT
9		LQ02C01193P1		1	ISOLANTE

90.150.BG	01	p1	7/2014

TETO DA CABINE

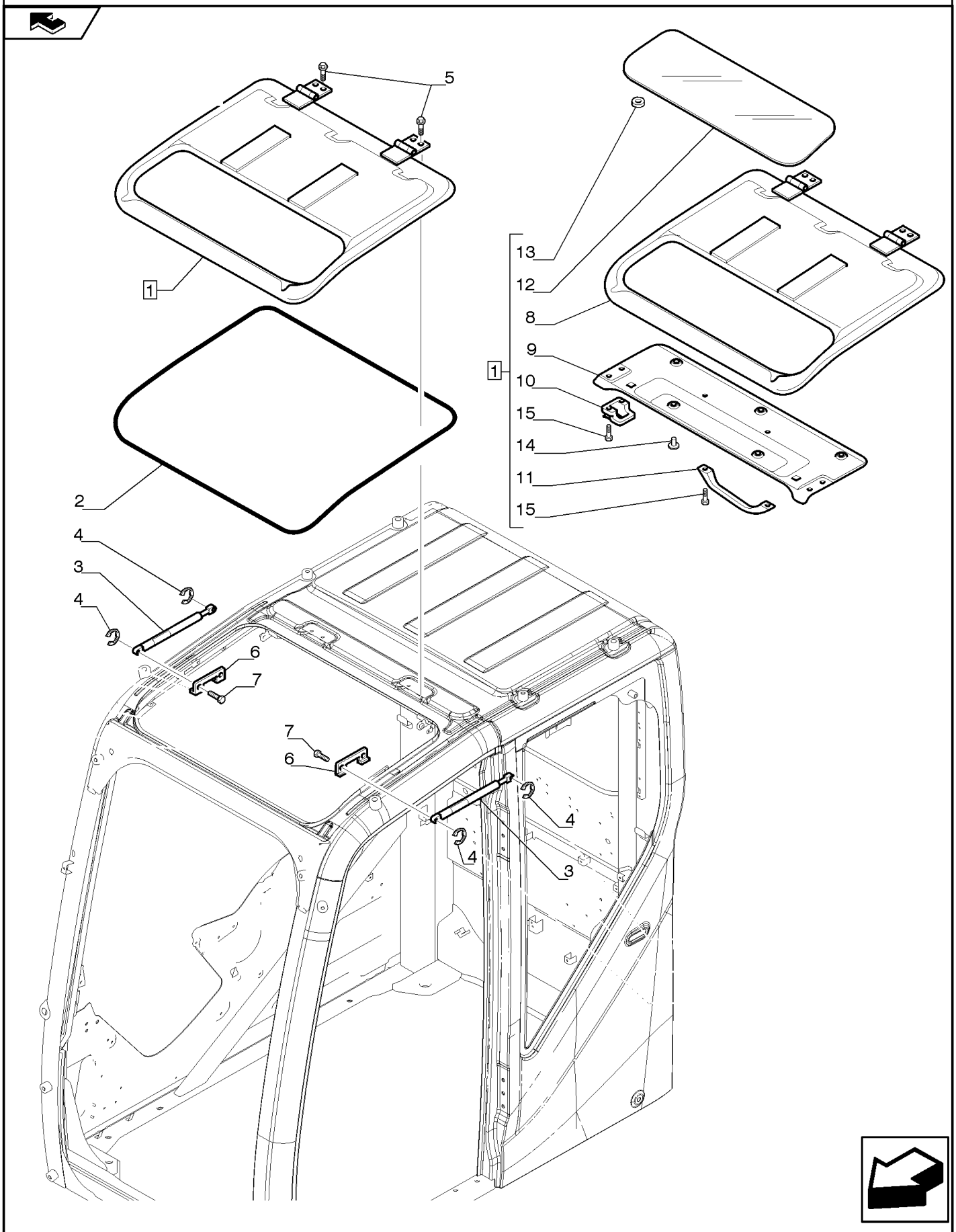

TETO DA CABINE

REF	FN	PART NUMBER	YR/SN	QTY	DESCRIPTION
1		LQ02C01322F1		1	JANELA
2		LQ02C01320S002		1	PERFIL DE BORRACHA
3		LQ02C01320S003		2	MOLA
4		LQ02C01320S004		4	ANEL
5		LQ02C01304S005		4	PARAFUSO
6		LQ02C01320S006		2	SUPORTE
7		LQ02C01320S007		4	PARAFUSO
8		{LQ02C01322S001}		1	
9		{LQ02C01322S002}		1	
10		{LQ02C01322S003}		2	
11		{LQ02C01322S004}		1	
12		LQ02C01322S005		1	VIDRO
13		LQ02C01301S010		4	ESPAÇADOR
14		LQ02C00032S014		5	GRAMPO
15		LQ02C01320S007		6	PARAFUSO

CABINE, TAMPAS

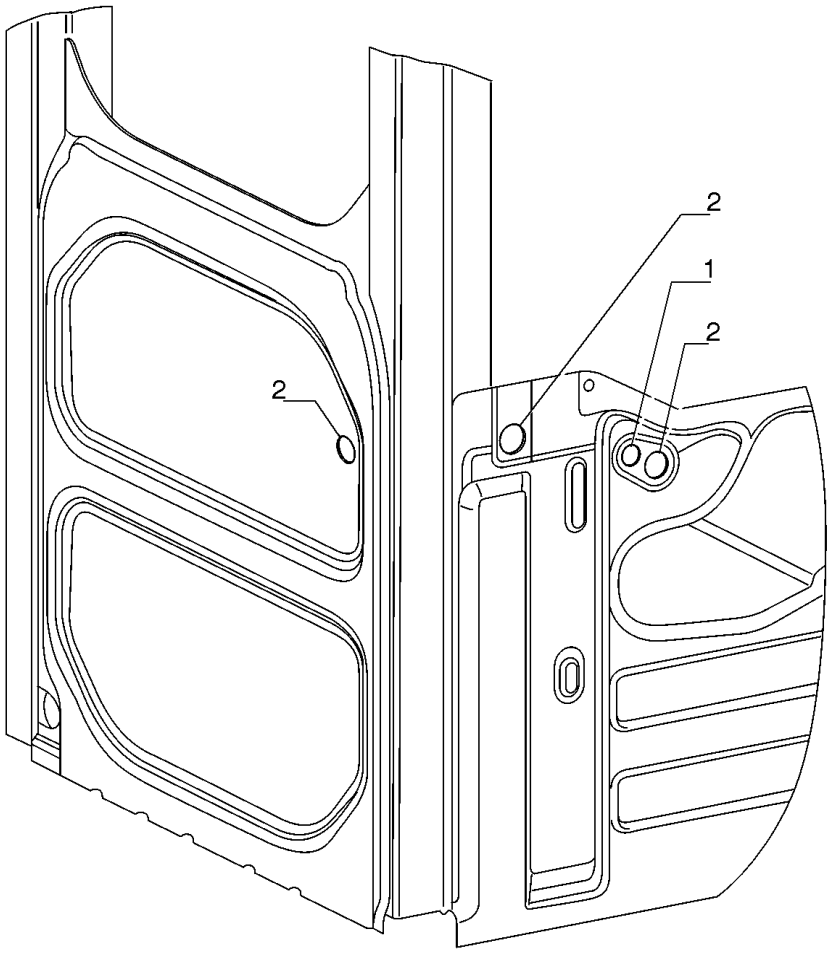

CABINE, TAMPAS

REF	FN	PART NUMBER	YR/SN	QTY	DESCRIPTION
1		LQ11E00029S001		1	COBERTURA
2		LQ11E00029S002		3	COBERTURA

90.151.AD		p1	7/2014

CINTO DE SEGURANÇA

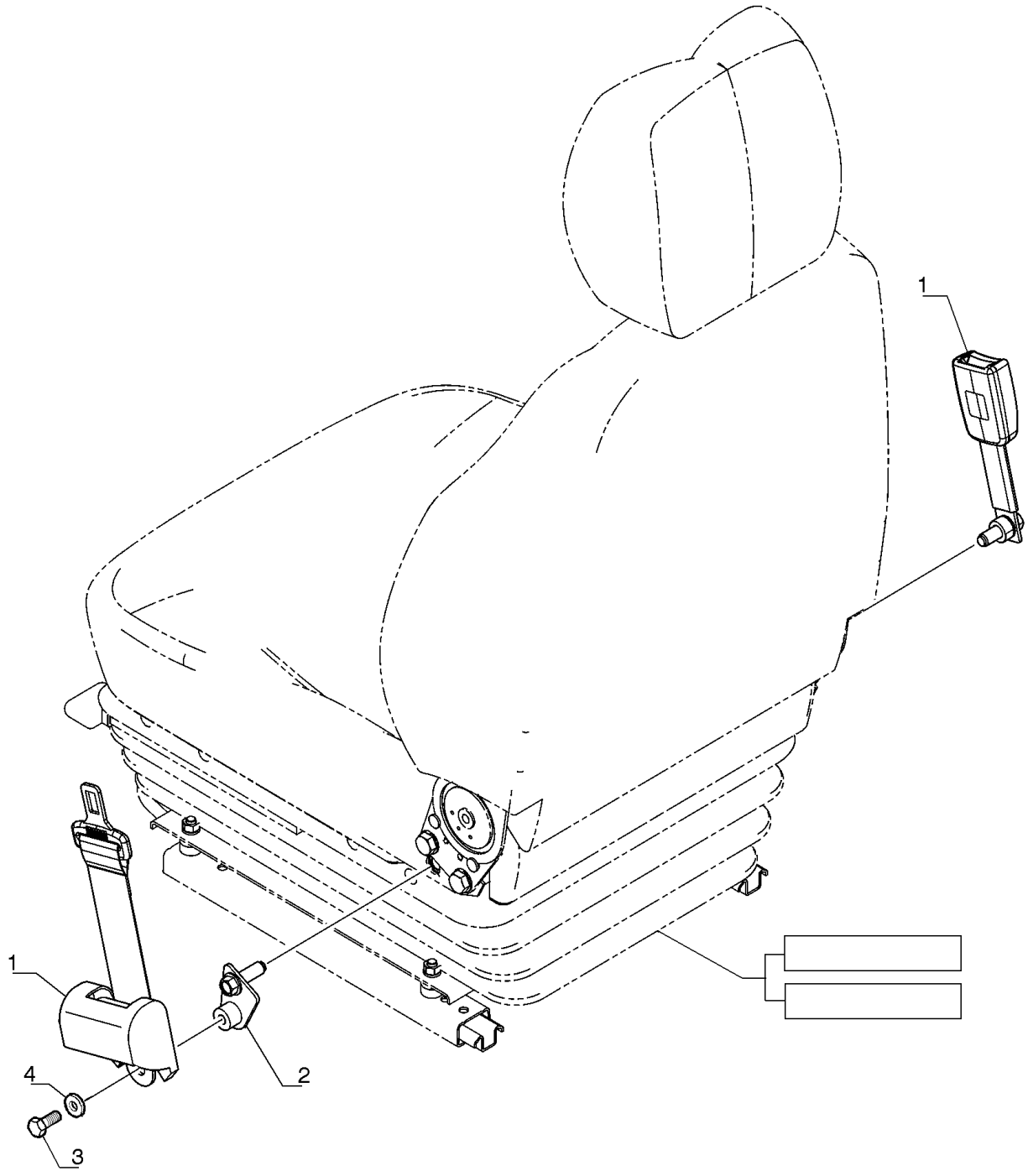

CINTO DE SEGURANÇA

REF	FN	PART NUMBER	YR/SN	QTY	DESCRIPTION
1		YN25M00081F1		1	CINTO DE SEGURANÇA 48mm W x 1250mm L, Black
2		YN25M01242P2		1	SUPORTE
3		11106034		1	PARAFUSO Hex, M10 x 20, 10.9, Full Thd
4		14496631		1	ARRUELA PLANA M10 x 21 x 2

90.151.AG		p1	7/2014

APOIO DE BRAÇO

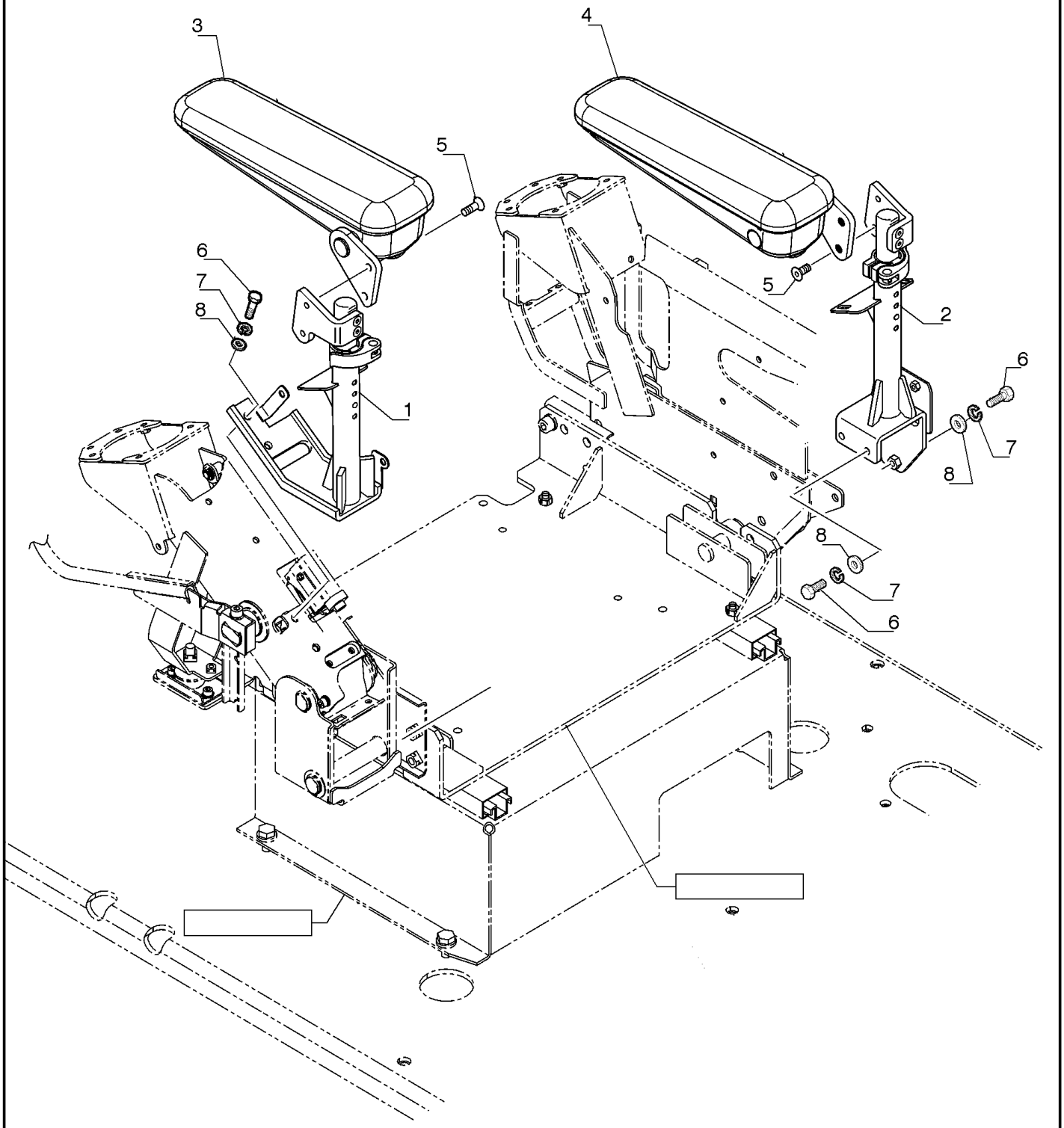

APOIO DE BRAÇO

REF	FN	PART NUMBER	YR/SN	QTY	DESCRIPTION
1		YN25M01235P1		1	SUPORTE Left
2		YN25M01234P1		1	SUPORTE Right
3		87570965		1	APOIO DE BRAÇO Left
4		87570967		1	APOIO DE BRAÇO Right
5		14442034		4	PARAFUSO Flat Csk Hd, M8 x 1.25 x 20mm, Cl 10.9
6		16043434		5	PARAFUSO Hex, M8 x 1.25 x 20mm, Cl 10.9, Full Thd
7		10516674		5	TRAVA DA ARRUELA M8
8		14496531		5	ARRUELA PLANA M8 x 17 x 1.6

90.154.AA	01	p1	7/2014

PORTA DA CABINE

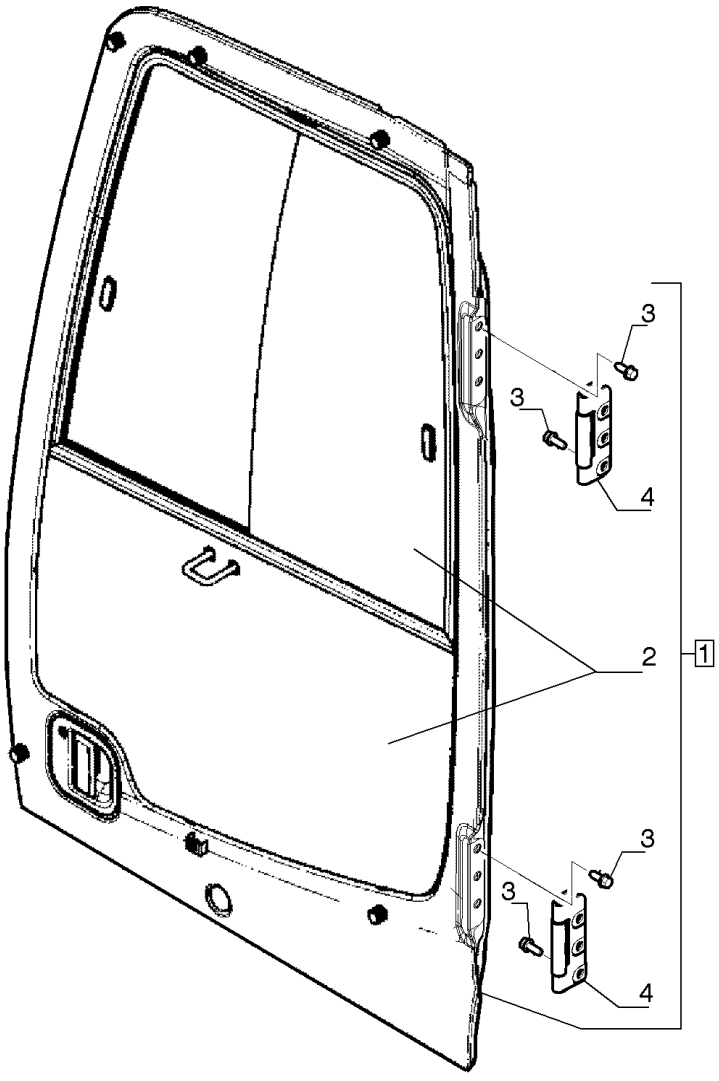

PORTA DA CABINE

REF FN	PART NUMBER	YR/SN	QTY	DESCRIPTION
1	LQ51C00004F2		1	PORTA Left
2	LQ51C00003F1		1	PORTA Right
3	LQ50C00001S014		12	PARAFUSO Left
4	LQ51C00004S003		2	DOBRADIÇA Right

90.154.AA	02	p1	7/2014

PORTA DA CABINE

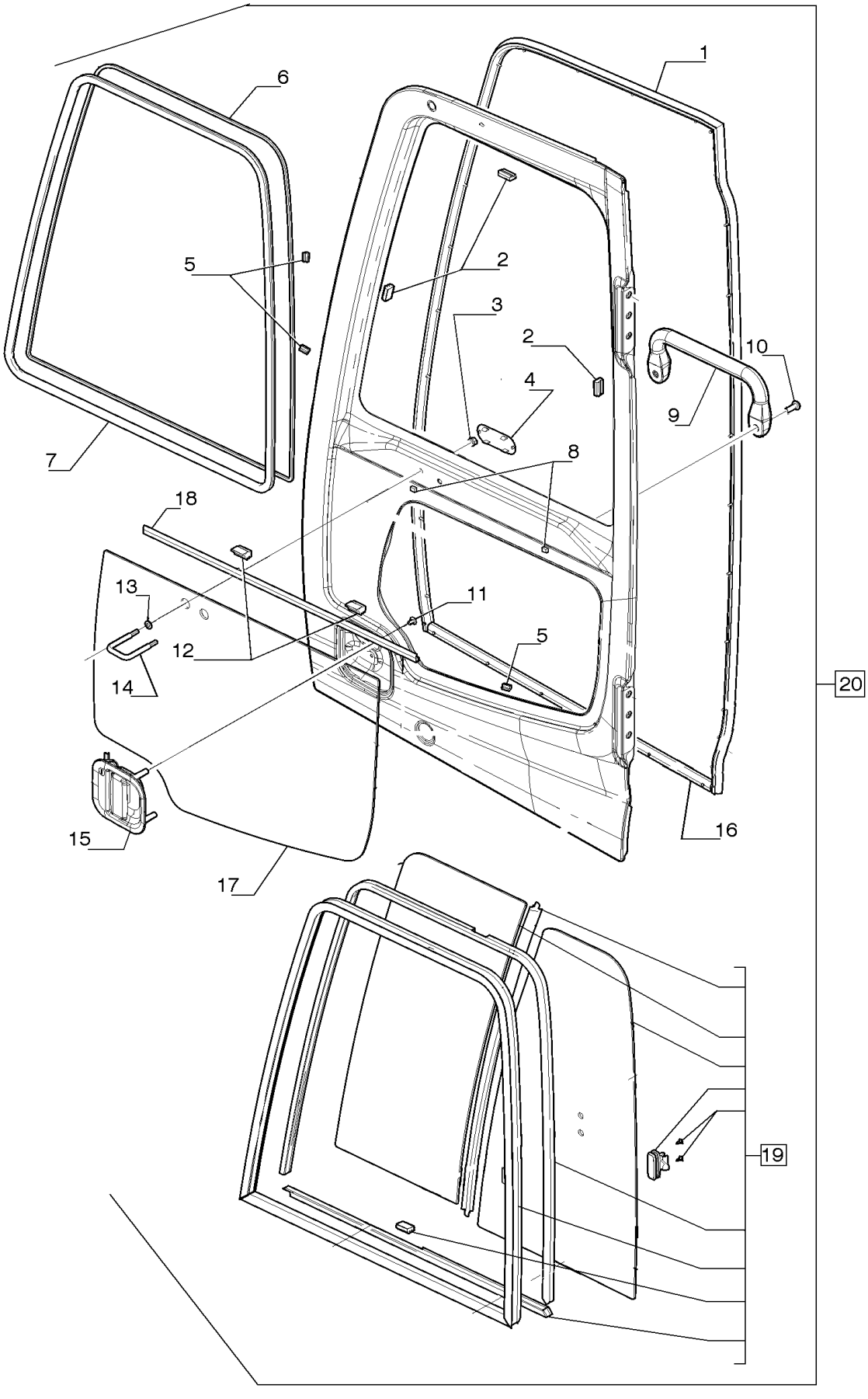

PORTA DA CABINE

REF FN	PART NUMBER	YR/SN	QTY	DESCRIPTION
1	LQ51C00003S014		1	PERFIL DE BORRACHA Assy, Contains Ref. 34 - 42
2	LQ51C00003S016		3	ESPAÇADOR
3	LQ51C00003S027		2	PORCA-MOLA
4	LQ51C00003S010		1	CASQUILHO ISOLADOR
5	LQ51C00003S019		4	ESPAÇADOR
6	LQ51C00003S018		1	SEAL, GLASS
7	LQ51C00003S002		1	GUARNIÇÃO
8	LQ51C00003S020		2	ESPAÇADOR
9	LQ51C00003S011		1	MAÇANETA DA PORTA
10	LQ51C00003S025		2	PARAFUSO
11	LQ51C00003S023		3	PARAFUSO
12	LQ51C00003S017		2	ESPAÇADOR
13	LQ51C00003S028		2	ARRUELA PLANA
14	LQ51C00003S009		1	GANCHO
15	LQ51C00003S005		1	MAÇANETA DA PORTA
16	LQ51C00003S015		1	PERFIL DE BORRACHA
17	LQ51C00003S003		1	VIDRO
18	LQ51C00003S029		1	GUARNIÇÃO
19	LQ02C01315F1		1	ESTRUTURA PARA-BRISA
20	LQ51C00003F1		1	PORTA

90.154.AC		p1	7/2014

CABINE, COMPONENTES

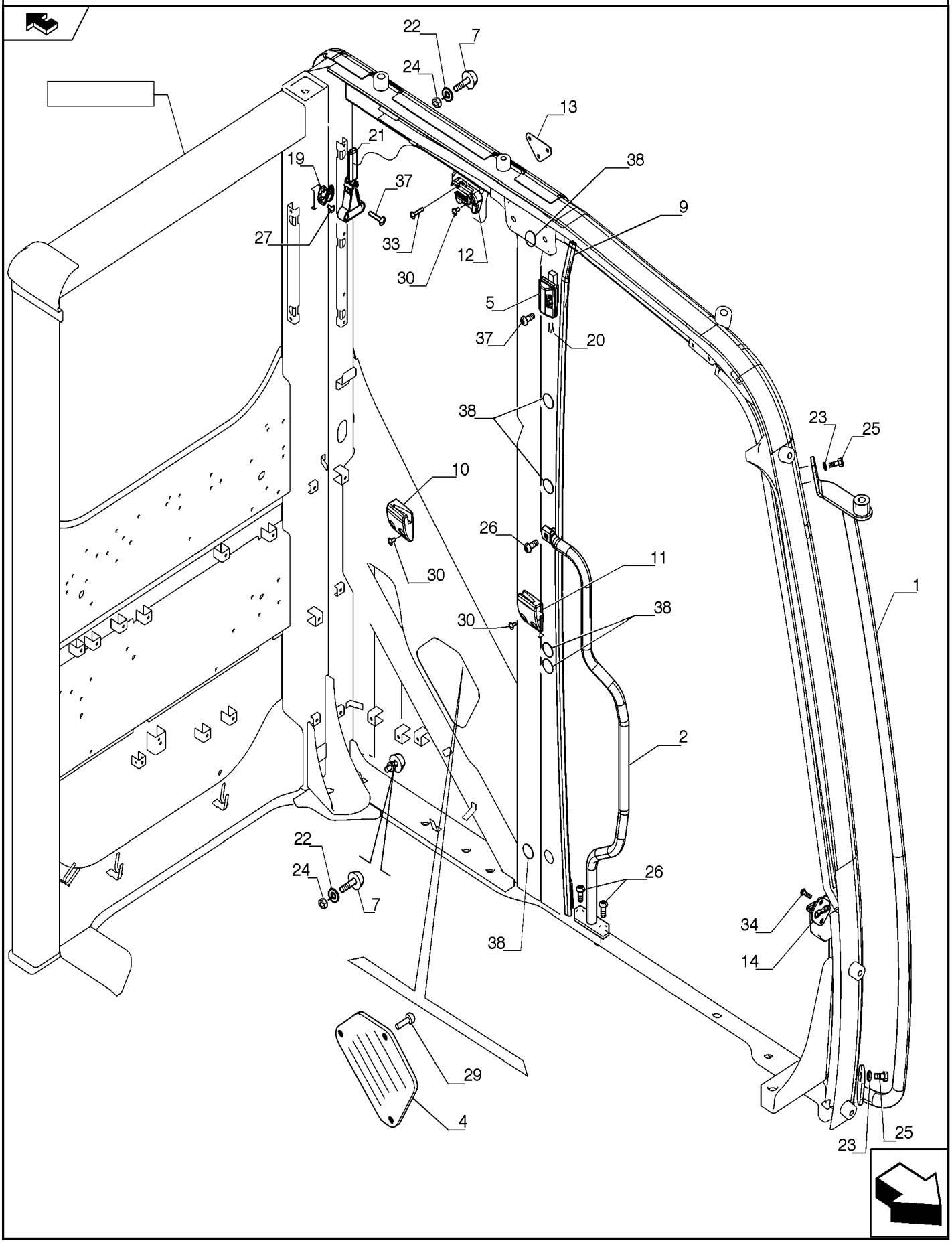

CABINE, COMPONENTES

REF	FN	PART NUMBER	YR/SN	QTY	DESCRIPTION
1		LQ02C00031S001		1	MANILHA
2		LQ02C00031S002		1	MANILHA
4		LQ02C00031S004		1	COBERTURA
5		LQ02C00031S005		1	ADESIVO
7		LQ02C00031S007		2	BUJÃO DE FECHAMENTO
9		LQ02C00031S009		1	GUARNIÇÃO
10		LQ02C00031S010		1	FIXADOR
11		LQ02C00031S011		1	FIXADOR
12		LQ02C00031S012		1	FIXADOR
13		LQ02C00031S013		1	PLACA
14		LQ02C00031S014		1	PLACA DO BATENTE
19		LQ02C00031S019		1	CABIDE
20		LQ02C00031S020		1	LUZ INTERNA
21		LQ02C00031S021		1	MARTELO
22		LQ02C00031S022		2	ARRUELA PLANA
23		LQ02C00031S023		2	ARRUELA PLANA
24		LQ02C00031S024		2	PORCA
25		LQ02C00031S025		2	PARAFUSO
26		LQ02C00031S026		3	PARAFUSO
27		LQ02C00031S027		2	PARAFUSO
29		LQ02C00031S029		3	PARAFUSO
30		LQ02C00031S030		5	PARAFUSO
33		LQ02C00031S033		2	PARAFUSO
34		LQ02C00031S034		2	PARAFUSO
37		LQ02C00031S037		4	PARAFUSO
38		LQ02C00031S038		10	COBERTURA

90.154.AJ		p1	7/2014

DISPOSITIVO DE TRAVAMENTO, CABINE

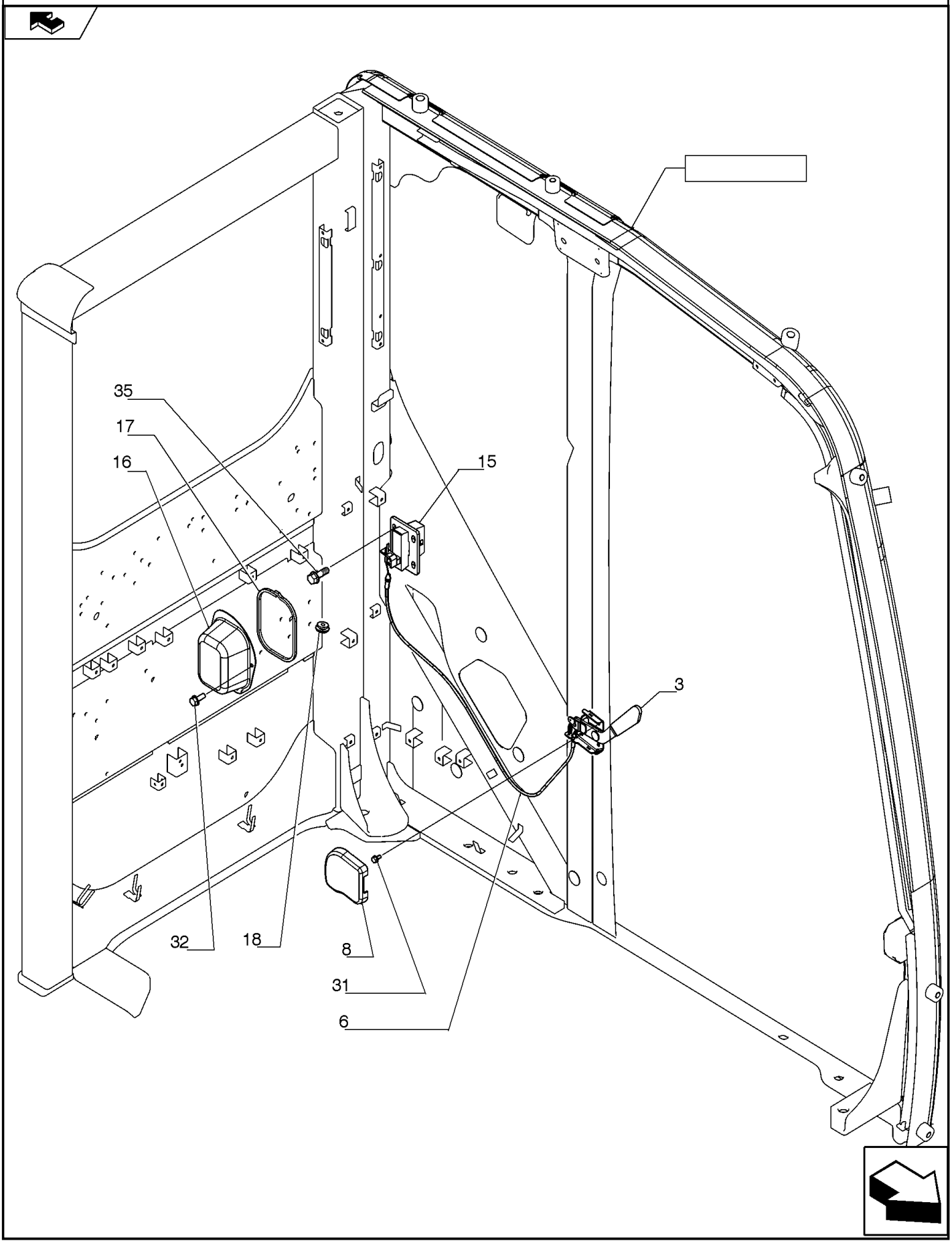

DISPOSITIVO DE TRAVAMENTO, CABINE

REF FN	PART NUMBER	YR/SN	QTY	DESCRIPTION
3	LQ02C00031S003		1	ALAVANCA
6	LQ02C00031S006		1	CABO
8	LQ02C00031S008		1	COBERTURA
15	LQ02C00031S015		1	LINGUETA
16	LQ02C00031S016		1	COBERTURA
17	LQ02C00031S017		1	VEDAÇÃO
18	LQ02C00031S018		1	CASQUILHO ISOLADOR
31	LQ02C00031S031		2	PARAFUSO
32	LQ02C00031S032		2	PARAFUSO
35	LQ02C00031S035		4	PARAFUSO

90.154.AM		p1	7/2014

JANELA, CABINE

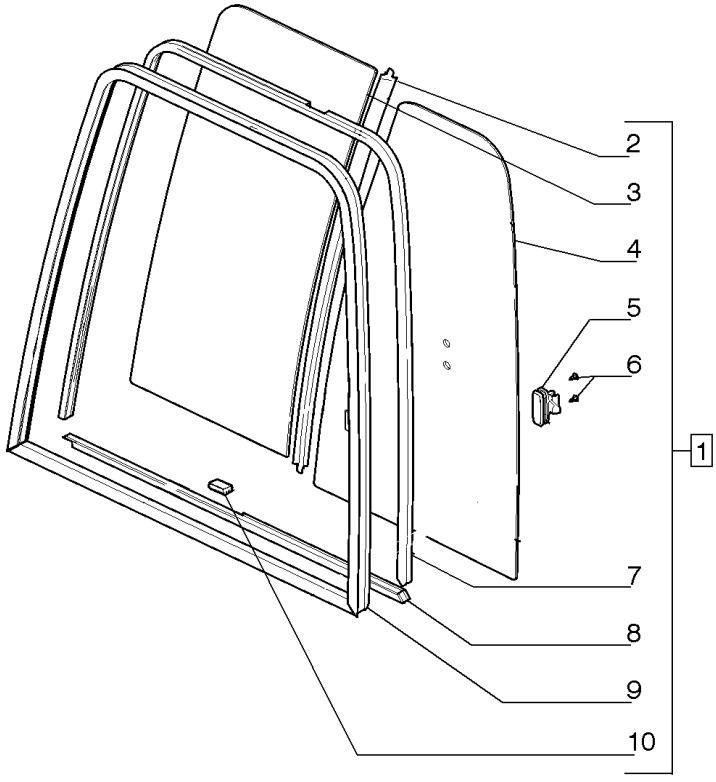

JANELA, CABINE

REF	FN	PART NUMBER	YR/SN	QTY	DESCRIPTION
1		LQ02C01315F1		1	ESTRUTURA PARA-BRISA Assy, Contains Ref. 8 - 15
2		LQ02C01315S005		1	SEAL, GLASS
3		LQ02C01315S003		1	VIDRO
4		LQ02C01315S002		1	VIDRO
5		LQ02C01315S004		2	TRAVA
6		LQ02C01315S009		4	PARAFUSO
7		LQ02C01315S006		1	SEAL, GLASS
8		LQ02C01315S007		1	SEAL, GLASS Incl. in Ref. 1
9		LQ02C01315S001		1	ESTRUTURA PARA-BRISA Incl. in Ref. 1
10		LQ02C01315S008		2	PARADA Incl. in Ref. 1

90.156.AA		p1	7/2014

JANELA DA CABINE

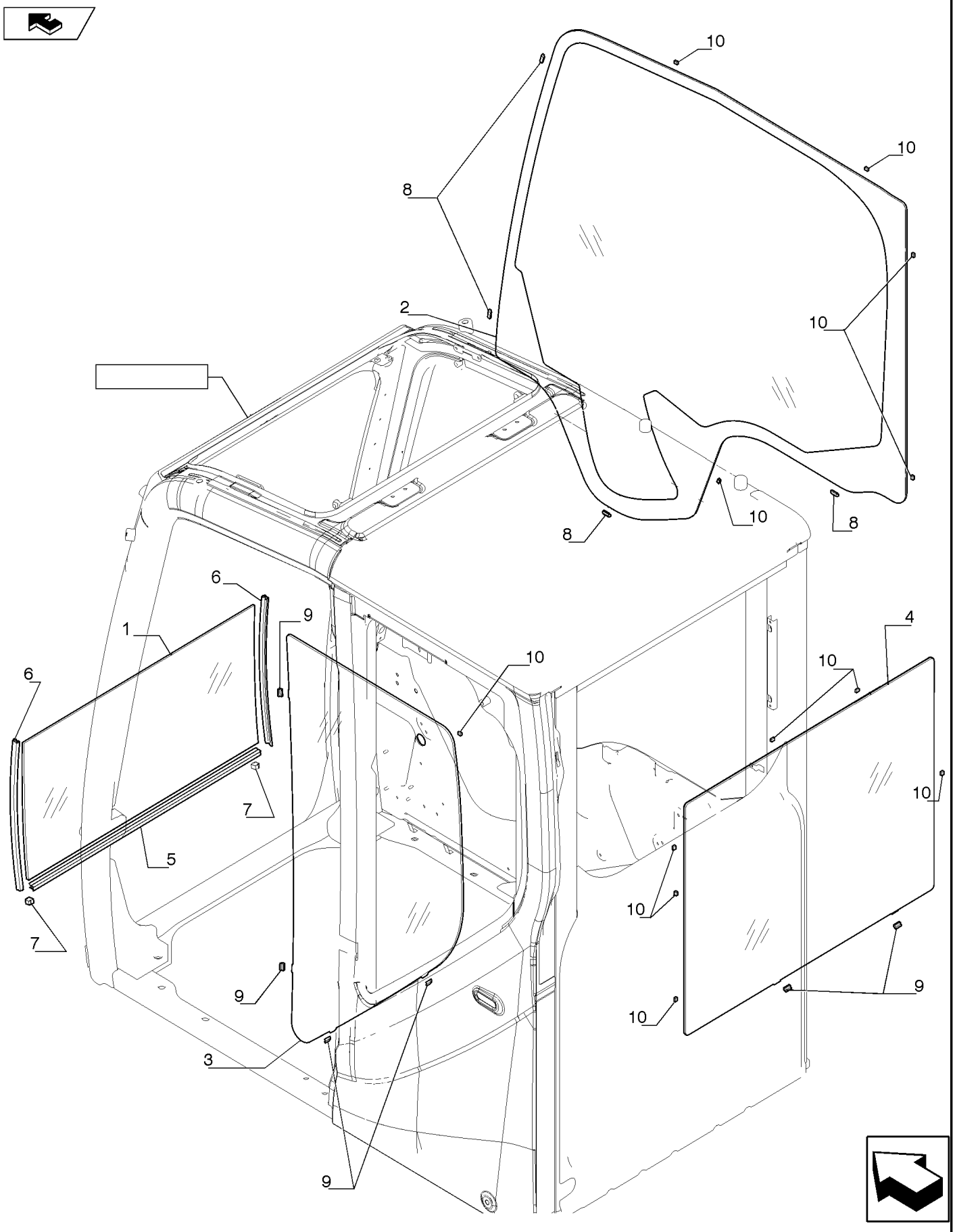

JANELA DA CABINE

REF	FN	PART NUMBER	YR/SN	QTY	DESCRIPTION
1		LQ02C01301S001		1	VIDRO
2		LQ02C01301S002		1	VIDRO
3		LQ02C01301S003		1	VIDRO
4		LQ02C01301S004		1	VIDRO
5		LQ02C01301S005		1	JUNTA
6		LQ02C01301S006		2	JUNTA
7		LQ02C01301S007		2	BUJÃO
8		LQ02C01301S008		4	ESPAÇADOR
9		LQ02C01301S009		6	ESPAÇADOR
10		LQ02C01301S010		12	ESPAÇADOR

90.156.AG	01	p1	7/2014

CABINE, COMPONENTES

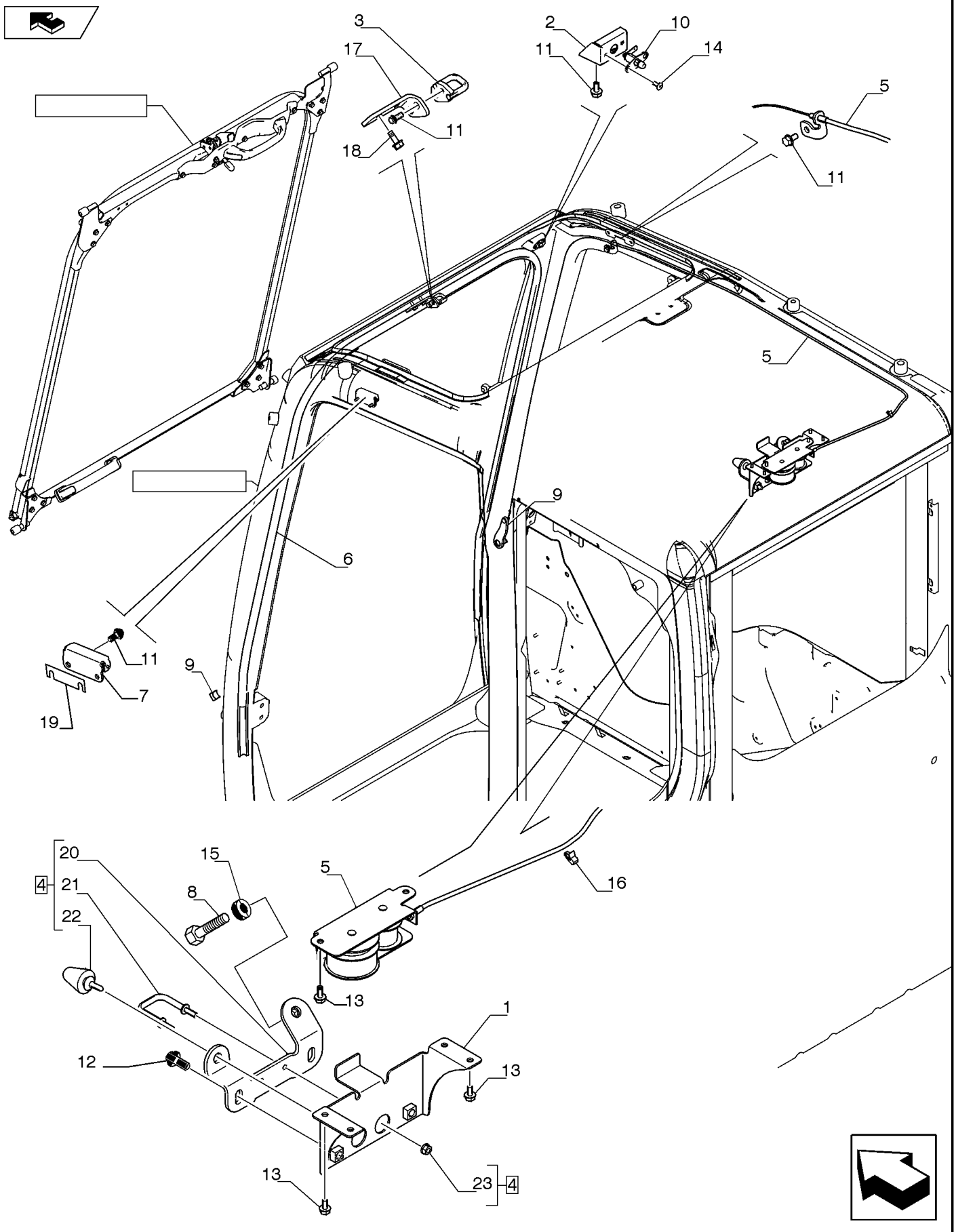

CABINE, COMPONENTES

REF FN	PART NUMBER	YR/SN	QTY	DESCRIPTION
1	LQ50C00001S003		1	SUPORTE
2	LQ50C00001S004		1	SUPORTE
3	LQ50C00001S005		1	BLOQUEADOR
4	LQ02C01316F1		1	BLOQUEADOR
5	LQ50C00001S007		1	CABLE TERMINAL
6	LQ50C00001S008		1	SEAL, GLASS
7	LQ50C00001S009		1	BLOCO DE BORRACHA
8	LQ50C00001S010		1	BUJÃO DE FECHAMENTO
9	LQ50C00001S011		2	BLOCO DE BORRACHA
10	LQ50C00001S012		1	INTERRUPTOR
11	LQ50C00001S013		7	PARAFUSO
12	LQ50C00001S014		2	PARAFUSO
13	LQ02C00031S031		6	PARAFUSO
14	LQ50C00001S016		2	PARAFUSO
15	LQ50C00001S017		1	PORCA
16	LQ50C00001S018		1	COLETOR DE ADMISSÃO
17	LQ50C00001S019		1	COLETOR DE ADMISSÃO
18	LQ50C00001S020		2	PARAFUSO
19	LQ50C00001S021		1	CALÇO DE AFINAÇÃO
20	LQ02C01316S001		1	SUPORTE
21	LQ02C01316S002		1	GANCHO
22	LQ02C01316S003		1	PARADA
23	LQ02C01316S004		2	PORCA

90.156.AG	02	p1	7/2014

JANELA FRONTAL, CABINE

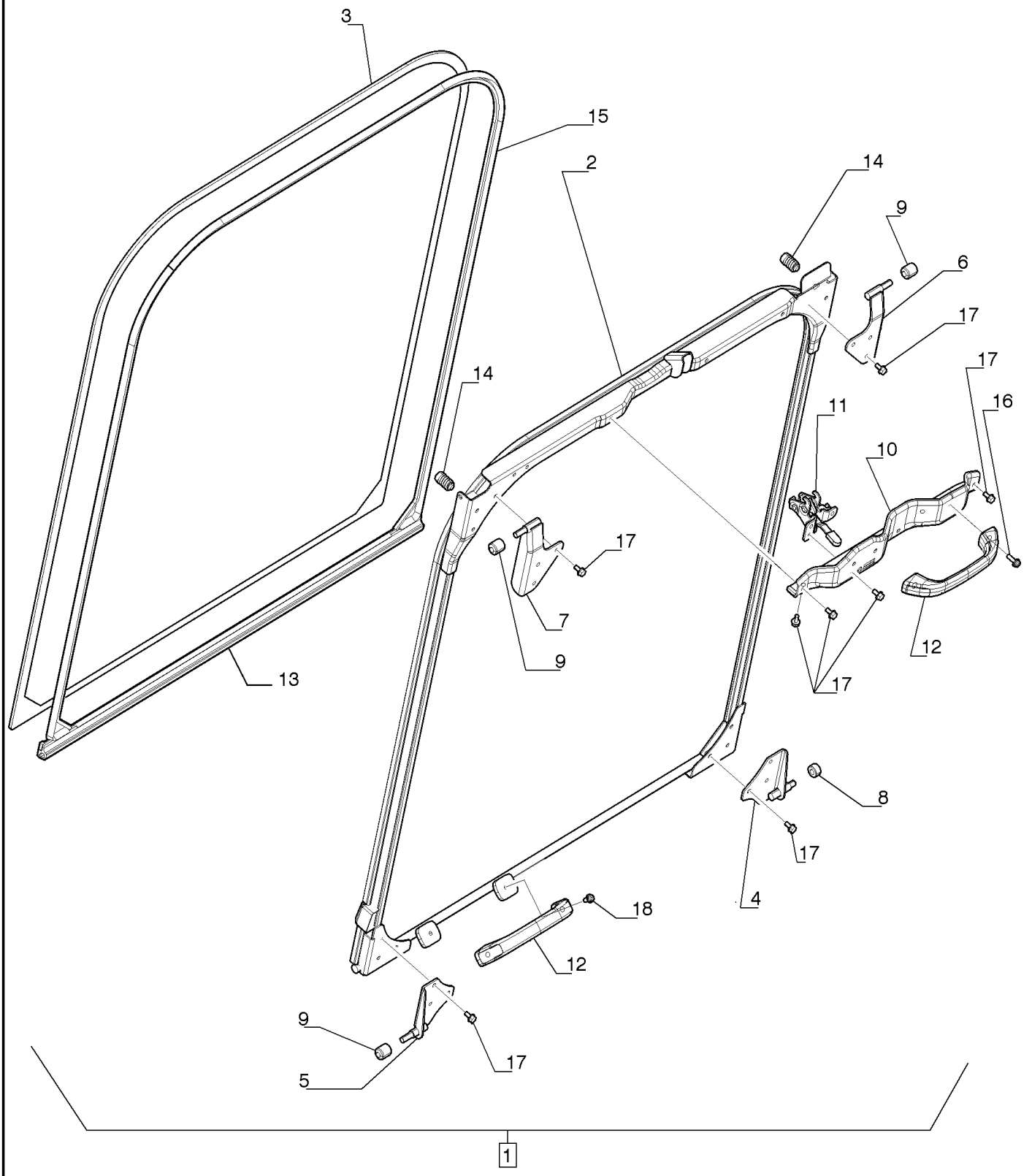

JANELA FRONTAL, CABINE

REF	FN	PART NUMBER	YR/SN	QTY	DESCRIPTION
1		LQ50C00003F1		1	ESTRUTURA PARA-BRISA
2		LQ50C00003S001		1	ESTRUTURA
3		LQ50C00002S002		1	VIDRO
4		LQ50C00003S003		1	SUPORTE
5		LQ50C00003S004		1	SUPORTE
6		LQ50C00002S005		1	SUPORTE
7		LQ50C00002S006		1	SUPORTE
8		LQ50C00002S007		1	ROLO
9		LQ50C00002S008		3	ROLO
10		LQ50C00002S009		1	COBERTURA
11		LQ50C00002S010		1	TRAVA
12		LQ50C00002S011		2	MANILHA
13		LQ50C00002S013		1	VEDAÇÃO DE BORRACHA
14		LQ50C00002S014		2	BLOCO DE BORRACHA
15		LQ50C00002S015		1	ESPAÇADOR
16		LQ50C00002S016		2	PARAFUSO
17		LQ50C00001S013		19	PARAFUSO
18		LQ50C00002S018		2	PARAFUSO

90.160.AF	01	p1	7/2014

PAINEL DE INSTRUMENTOS, CABINE

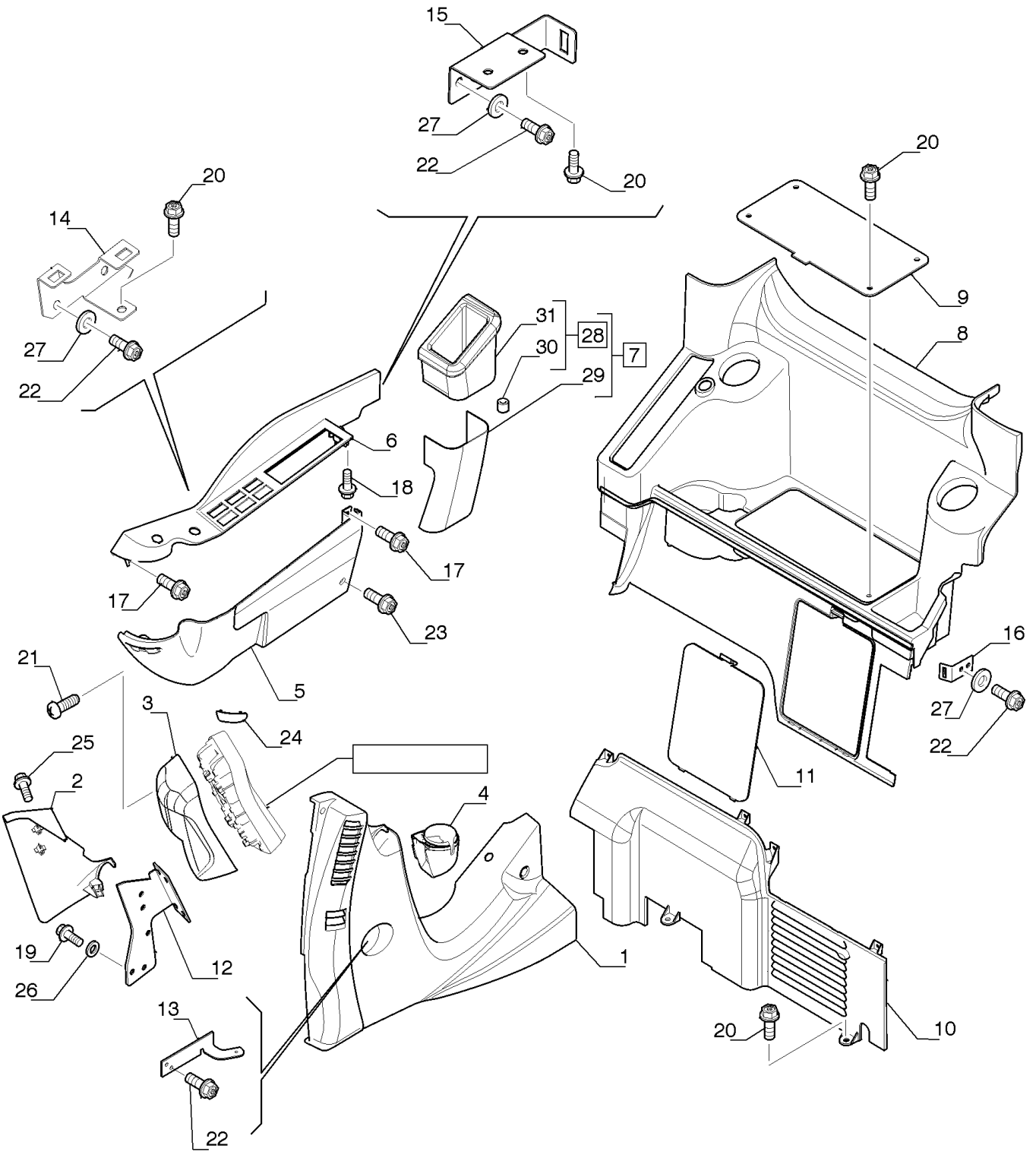

PAINEL DE INSTRUMENTOS, CABINE

REF	FN	PART NUMBER	YR/SN	QTY	DESCRIPTION
1		YN17M01432F2		1	CONJUNTO DA TAMPA
2		YN17M01433F1		1	COBERTURA
3		YN17M01434F2		1	CONJUNTO DA TAMPA
4		YN17M01435F2		1	FIXADOR
5		YN17M01436F2		1	CONJUNTO DA TAMPA
6		YN17M01438F2		1	CONJUNTO DA TAMPA
7		YN17M01439F1		1	COBERTURA
8		YN17M01440F2		1	CONJUNTO DA TAMPA
9		YN17M01441F1		1	COBERTURA
10		YN17M01442F2		1	CONJUNTO DA TAMPA
11		YN17M01443F2		1	CONJUNTO DA TAMPA
12		YN17M01481P2		1	SUPORTE
13		YN17M01444P2		1	SUPORTE
14		YN17M01446P2		1	SUPORTE
15		YN17M01447P2		1	SUPORTE
16		YN17M01448P2		1	SUPORTE
17		YN17M01162D1		2	PARAFUSO
18		YN17M01466P1		4	PARAFUSO
19		16043431		3	PARAFUSO Hex, M8 x 1.25 x 20mm, Cl 10.9, Full Thd
20		72954868		12	PARAFUSO
21		72209121		3	PARAFUSO
22		10902231		8	PARAFUSO Hex, M6 x 16mm, Cl 10.9
23		YN17M01162D2		1	PARAFUSO
24		YN17M01437P1		1	BUJÃO
25		YN17M01449P1		2	PARAFUSO
26		14496531		3	ARRUELA PLANA M8 x 17 x 1.6
27		14496431		8	ARRUELA PLANA M6.4 x 12.5 x 1.6 Thk
28		YN17M01495F1		1	COBERTURA
29		NSS		1	SEM SERVIÇO EM SEPARADO
30		YN17M01508P1		2	BUCHA
31		NSS		1	SEM SERVIÇO EM SEPARADO

90.160.AF	02	p1	7/2014

PAINEL DE INSTRUMENTOS, CABINE

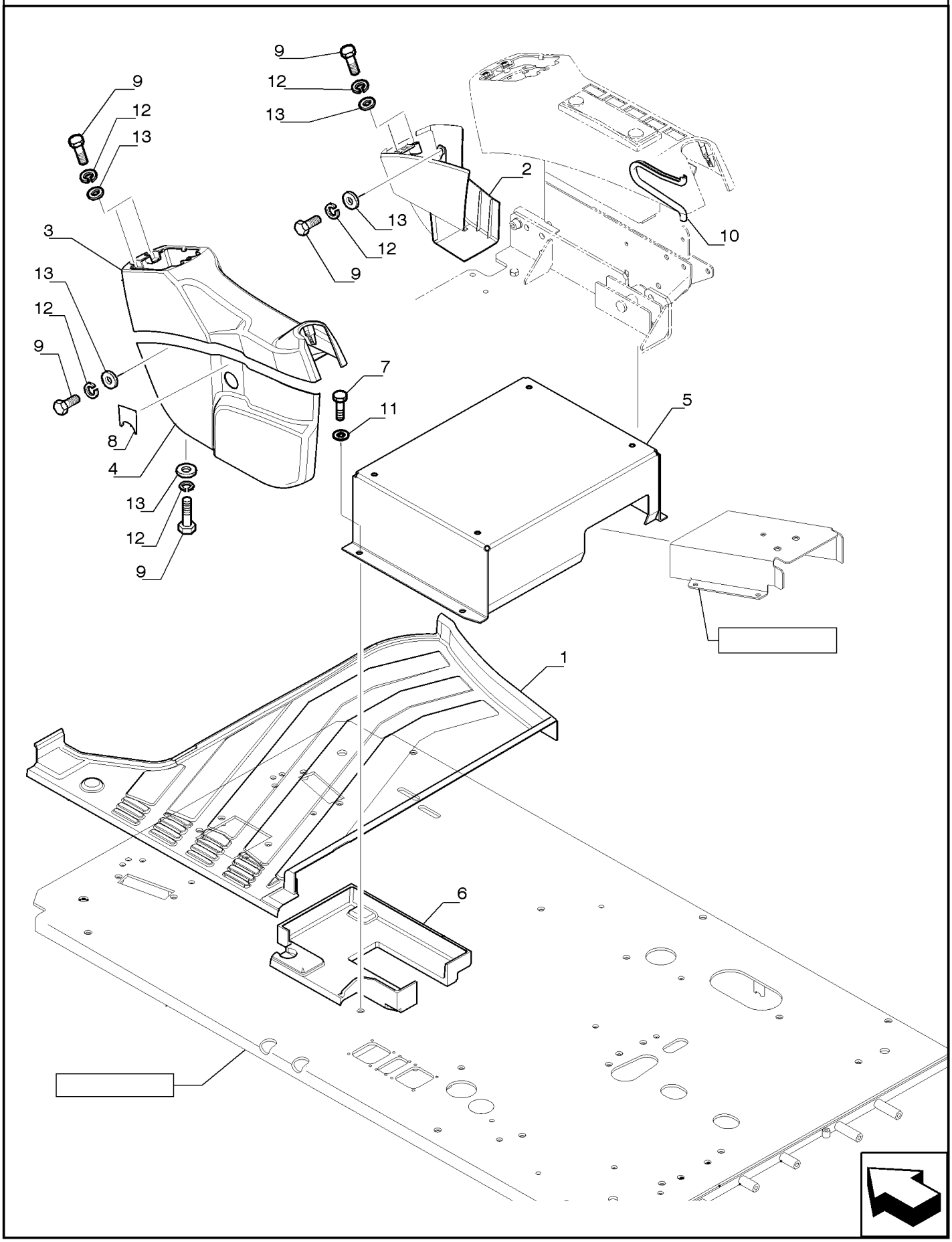

PAINEL DE INSTRUMENTOS, CABINE

REF	FN	PART NUMBER	YR/SN	QTY	DESCRIPTION
1		YN26M00072P1		1	CARPETE
2		YN03M02109F1		1	COBERTURA
3		YN03M02110F3		1	CONJUNTO DA TAMPA
4		YN03M02111F3		1	COBERTURA
5		YN25M01240P1		1	SUPORTE
6		YN26M00077P1		1	CARPETE
7		11106034		4	PARAFUSO Hex, M10 x 20, 10.9, Full Thd
8		YN03M02163P1		1	CONJUNTO DA TAMPA
9		16043834		8	PARAFUSO Hex, M8 x 1.25 x 30mm, Cl 10.9, Full Thd
10		YT02C01515D7		1	JUNTA
11		14496631		4	ARRUELA PLANA M10 x 21 x 2
12		10516474		8	TRAVA DA ARRUELA
13		14496431		8	ARRUELA PLANA M6.4 x 12.5 x 1.6 Thk

90.160.AF	03	p1	7/2014

CABINE, COMPONENTES

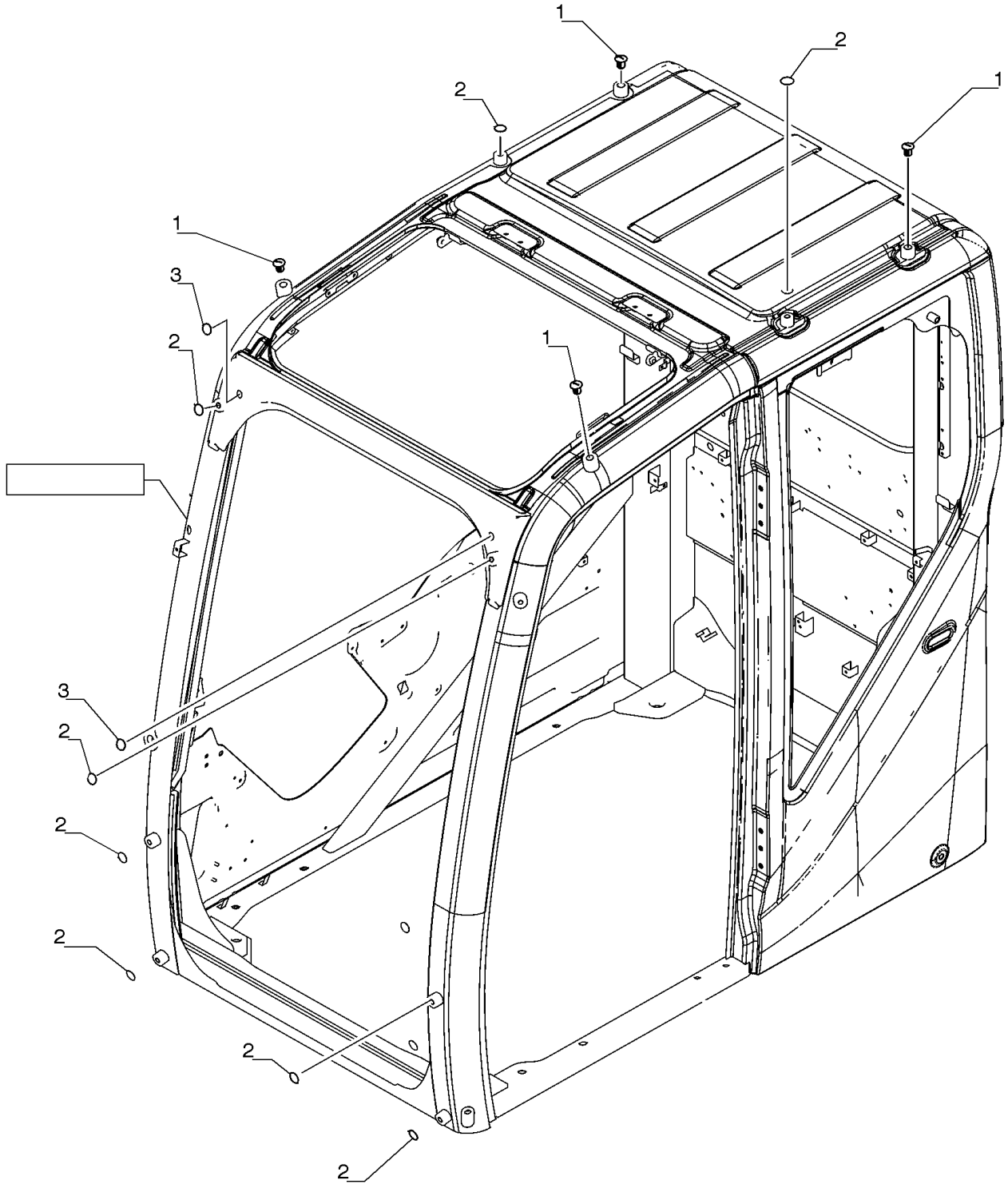

CABINE, COMPONENTES

REF	FN	PART NUMBER	YR/SN	QTY	DESCRIPTION
1		LQ02C01303S001		4	TAMPA
2		LQ02C01303S002		8	VEDAÇÃO
3		LQ80E00018S001		2	CASQUILHO ISOLADOR

90.160.BC		p1	7/2014

CABINE, COMPONENTES

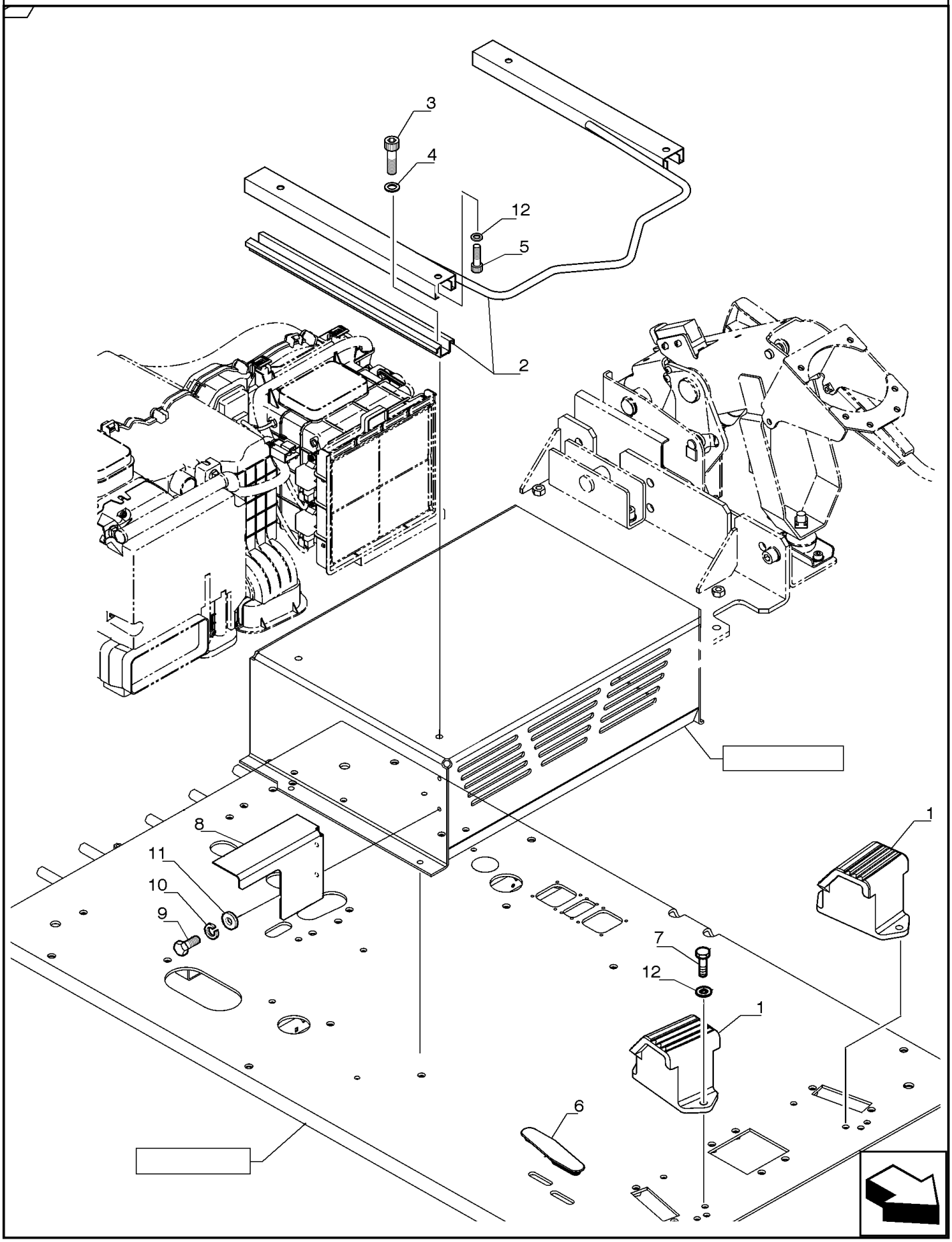

CABINE, COMPONENTES

REF	FN	PART NUMBER	YR/SN	QTY	DESCRIPTION
1		87521852		2	SUPORTE
2		YN25M01238F1		1	TRAVESSA
3		14306234		4	PARAFUSO ALLEN M8 x 1.25 x 16mm, Cl 10.9, Full Thd
4		10516674		4	TRAVA DA ARRUELA M8
5		14306334		4	PARAFUSO M8 x 20mm, Cl 10.9
6		YN03M02085P2		1	CASQUILHO ISOLADOR
7		10902634		4	PARAFUSO
8		YN25M01239P1		1	PLACA
9		16043834		2	PARAFUSO Hex, M8 x 1.25 x 30mm, Cl 10.9, Full Thd
10		10516474		2	TRAVA DA ARRUELA
11		14496431		2	ARRUELA PLANA M6.4 x 12.5 x 1.6 Thk
12		14496531		8	ARRUELA PLANA M8 x 17 x 1.6

INDEX - INDICE - INDEX - ZAHLENVERZEICHNIS - INDICE - INDICE - INDHOLD - INHOUD

Number	Figure	Sequence	Ref.	Number	Figure	Sequence	Ref.
10398980	10.202.AB	01	7	10516871	10.216.AA		16
10493230	84.100.AB	01	15	10516871	10.216.AA		6
10493230	84.100.AB	02	15	10516871	10.400.AK		11
10493230	84.100.AB	03	15	10516871	35.737.AE	01	10
10493230	84.100.AB	04	15	10516871	35.738.AE		8
10493230	84.100.AB	05	15	10516871	39.100.AB	02	7
10493230	84.100.AB	06	15	10516871	50.200.AB	02	7
10493230	84.100.AB	07	15	10516871	50.200.AC		7
10493230	84.100.AB	08	15	10516871	90.102.AH	01	8
10493230	84.100.AB	09	15	10516871	90.102.AH	02	8
10493230	84.100.AB	10	15	10516871	90.110.AP		7
10493230	84.100.AB	11	15	10516874	35.356.AK	02	10
10493230	84.100.AB	12	15	10517071	10.400.AK		14
10493230	84.100.AB	13	15	10517071	35.106.AO	01	7
10493230	84.100.AB	14	15	10517071	35.359.AE	01	9
10493230	84.100.AB	15	7	10517071	35.360.AM	01	14
10493230	84.100.AB	16	7	10517071	35.360.AM	02	14
10493230	84.100.AB	17	7	10517071	35.360.AM	03	14
10493230	84.100.AB	18	7	10517071	35.360.AM	04	14
10493230	84.100.AB	19	7	10517071	35.360.AM	06	5
10493230	84.100.AB	20	7	10517071	35.360.AM	07	5
10493230	84.100.AB	22	7	10517071	35.737.AE	02	3
10493230	84.100.AB	23	7	10517071	35.737.AE	03	3
10493230	84.100.AB	24	7	10517071	39.100.AB	01	6
10493230	84.100.AB	25	7	10517071	90.100.AU	02	4
10493230	84.100.AB	26	7	10517071	90.102.BT	02	2
10493230	84.100.AB	27	7	10517071	90.118.AX	01	8
10493230	84.100.AB	30	4	10517074	55.101.AA	04	21
10493230	84.100.AB	31	4	10517171	35.360.AH	01	5
10516471	35.300.AI		14	10517171	35.360.AM	01	24
10516471	55.201.AG		14	10517171	35.360.AM	02	16
10516471	55.404.AF	01	12	10517171	35.360.AM	03	16
10516471	55.530.AE		3	10517171	35.360.AM	04	17
10516474	35.355.AD	03	5	10517171	35.360.AM	05	5
10516474	55.512.AA	01	7	10517171	35.737.AE	01	18
10516474	90.160.AF	02	12	10517171	55.404.AF	02	5
10516474	90.160.BC		10	10517270	48.134.AA	02	10
10516671	10.220.AA		3	10517270	48.134.AE		12
10516671	10.400.AK		16	10517271	10.001.AK		5
10516671	50.200.AB	02	9	10517271	84.100.AB	01	8
10516671	50.200.AC		9	10517271	84.100.AB	02	8
10516671	55.201.AG		17	10517271	84.100.AB	03	8
10516671	90.118.BM	01	6	10517271	84.100.AB	04	8
10516674	35.356.AK	02	12	10517271	84.100.AB	05	8
10516674	35.360.AJ	02	13	10517271	84.100.AB	06	8
10516674	55.101.AA	03	15	10517271	84.100.AB	07	8
10516674	55.408.AG		4	10517271	84.100.AB	08	8
10516674	90.151.AG		7	10517271	84.100.AB	09	8
10516674	90.160.BC		4	10517271	84.100.AB	10	8
10516871	10.210.AF		16	10517271	84.100.AB	11	8

INDEX - INDICE - INDEX - ZAHLENVERZEICHNIS - INDICE - INDICE - INDHOLD - INHOUD

Number	Figure	Sequence	Ref.	Number	Figure	Sequence	Ref.
10517271	84.100.AB	12	8	10902331	55.530.AE		4
10517271	84.100.AB	13	8	10902431	10.220.AA		10
10517271	84.100.AB	14	8	10902431	50.200.AB	02	3
10517271	84.100.AB	15	10	10902634	55.512.AA	01	5
10517271	84.100.AB	16	10	10902634	90.160.BC		7
10517271	84.100.AB	17	10	10977834	55.101.AA	03	11
10517271	84.100.AB	18	10	11055690	55.201.AG		25
10517271	84.100.AB	19	10	11066074	10.220.AA		18
10517271	84.100.AB	20	10	11066371	35.106.AD	02	10
10517271	84.100.AB	22	10	11068370	35.352.AL	02	19
10517271	84.100.AB	23	10	11103031	10.216.AA		7
10517271	84.100.AB	24	10	11106031	10.206.AF	01	8
10517271	84.100.AB	25	10	11106031	10.206.AG		13
10517271	84.100.AB	26	10	11106031	10.254.AI		15
10517271	84.100.AB	27	10	11106031	10.400.AK		10
10517271	84.100.AB	30	6	11106031	10.400.AP	01	14
10517271	84.100.AB	31	6	11106031	35.357.AK	02	1
10517371	39.100.AB	02	3	11106031	35.357.AK	03	1
10517471	84.100.AB	15	5	11106031	35.360.AJ	03	17
10517471	84.100.AB	16	5	11106031	39.101.AA	01	8
10517471	84.100.AB	17	5	11106031	50.200.AB	02	17
10517471	84.100.AB	18	5	11106031	50.200.AC		25
10517471	84.100.AB	19	5	11106031	90.102.BT	01	11
10517471	84.100.AB	20	5	11106031	90.102.BT	02	29
10517471	84.100.AB	22	5	11106034	55.101.AA	02	19
10517471	84.100.AB	23	5	11106034	90.110.BC		3
10517471	84.100.AB	24	5	11106034	90.110.BD		6
10517471	84.100.AB	25	5	11106034	90.151.AD		3
10517471	84.100.AB	26	5	11106034	90.160.AF	02	7
10517471	84.100.AB	27	5	11106131	35.300.AI		1
10517471	84.100.AD	01	5	11106231	10.202.AB	01	9
10517471	84.912.AB		31	11106231	10.202.AB	02	1
10517671	10.001.AK		2	11106231	10.210.AF		6
10519301	55.510.BL	01	4	11106231	10.414.AC		2
10519601	55.404.AL	01	5	11106231	35.128.AE		8
10519601	55.404.AL	02	5	11106231	35.360.AB	02	32
10520021	55.404.AF	01	6	11106231	39.100.AB	02	8
10520101	55.404.AF	02	10	11106231	50.200.AC		19
10520121	84.912.AB		2	11106234	35.356.AK	02	7
10520201	10.001.AK		11	11106234	35.357.AD		7
10520221	10.001.AK		4	11106234	55.100.DO	02	12
10571871	35.300.AI		2	11106431	10.216.AA		17
10571871	39.101.AA	01	3	11106431	10.400.AP	01	12
10571871	39.101.AA	02	2	11106431	35.357.AK	03	6
10721911	90.114.BE	03	7	11106431	35.359.AE	05	17
10789721	10.220.AA		12	11106431	35.360.AH	01	17
10902034	90.100.AU	01	15	11106431	35.736.AC	02	15
10902231	10.220.AA		13	11106431	35.737.AE	01	11
10902231	90.160.AF	01	22	11106431	35.738.AE		7
10902234	55.101.AA	05	4	11106431	50.300.AA		4

INDEX - INDICE - INDEX - ZAHLENVERZEICHNIS - INDICE - INDICE - INDHOLD - INHOUD

Number	Figure	Sequence	Ref.	Number	Figure	Sequence	Ref.
11106434	35.356.AR		13	11112631	35.736.AC	01	1
11106631	10.254.AI		3	11112631	90.102.BT	02	11
11106631	35.106.AB		9	11112631	90.114.BE	01	2
11106631	35.357.AK	03	4	11112831	35.354.AA	01	3
11106631	35.360.AH	01	13	11112831	35.359.AE	01	11
11106631	90.110.AP		2	11112831	35.360.AM	01	6
11107031	35.106.AB		7	11112831	90.102.BT	02	12
11107331	35.738.AE		4	11113031	10.400.AK		13
11107331	50.200.AB	02	11	11113231	35.360.AM	02	9
11107331	90.118.AX	02	12	11113231	35.360.AM	03	9
11107431	10.210.AF		15	11113231	35.360.AM	04	9
11107431	10.400.AP	01	3	11113231	35.360.AM	05	6
11107431	35.128.AE		5	11113231	35.360.AM	06	6
11107431	35.354.AF	01	1	11113231	35.360.AM	07	6
11107431	90.100.AU	02	2	11113331	35.300.AB	01	6
11107731	35.359.AE	05	7	11113331	35.360.AM	01	22
11108234	35.357.AD		8	11113331	35.360.AM	01	30
11112131	10.206.AF	01	5	11113331	35.737.AE	01	5
11112131	10.206.AG		3	11113434	55.101.AA	04	20
11112134	55.101.AA	02	15	11113531	35.360.AM	02	13
11112134	55.101.AA	04	15	11113531	35.360.AM	03	13
11112231	35.128.AE		12	11113531	35.360.AM	04	13
11112231	55.404.AF	01	5	11113531	35.736.AC	02	9
11112231	55.530.AA		5	11113531	90.118.AX	02	9
11112231	90.100.AU	02	8	11114031	35.359.AE	01	4
11112231	90.102.AG		6	11115331	55.404.AF	02	4
11112231	90.102.BT	01	2	11116031	35.360.AH	01	6
11112231	90.102.BT	02	1	11116231	35.360.AH	01	7
11112231	90.102.BT	03	5	11116231	35.360.AM	01	29
11112234	48.138.AB	03	8	11116231	35.360.AM	02	1
11112234	90.114.BE	02	2	11116231	35.360.AM	03	1
11112234	90.114.BE	04	2	11116231	35.360.AM	04	1
11112431	35.300.AB	01	9	11118531	10.216.AA		11
11112431	35.359.AE	05	4	11118531	35.300.AI		26
11112431	35.360.AM	01	18	11118731	35.310.AA	01	5
11112431	39.100.AB	01	7	11118731	90.114.BE	01	3
11112431	90.100.AU	02	12	11118931	84.100.AB	01	9
11112431	90.102.BT	01	12	11118931	84.100.AB	02	9
11112431	90.102.BT	02	10	11118931	84.100.AB	03	9
11112431	90.102.BT	03	6	11118931	84.100.AB	04	9
11112431	90.114.BE	03	11	11118931	84.100.AB	05	9
11112431	90.118.AX	01	11	11118931	84.100.AB	06	9
11112431	90.118.AX	01	7	11118931	84.100.AB	07	9
11112431	90.118.BM	03	3	11118931	84.100.AB	08	9
11112434	90.118.AX	02	1	11118931	84.100.AB	09	9
11112631	10.400.BE		9	11118931	84.100.AB	10	9
11112631	35.300.AB	01	4	11118931	84.100.AB	11	9
11112631	35.359.AE	05	10	11118931	84.100.AB	12	9
11112631	35.360.AH	01	1	11118931	84.100.AB	13	9
11112631	35.360.AM	01	9	11118931	84.100.AB	14	9

INDEX - INDICE - INDEX - ZAHLENVERZEICHNIS - INDICE - INDICE - INDHOLD - INHOUD

Number	Figure	Sequence	Ref.	Number	Figure	Sequence	Ref.
11118931	84.100.AB	15	11	11234731	55.011.AE	01	17
11118931	84.100.AB	16	11	11390531	10.001.AK		10
11118931	84.100.AB	17	11	11398137	10.001.AK		8
11118931	84.100.AB	18	11	11701721	10.254.AI		5
11118931	84.100.AB	19	11	11701721	35.128.AE		11
11118931	84.100.AB	20	11	11701721	55.101.AA	02	18
11118931	84.100.AB	22	11	11701721	90.102.AH	01	9
11118931	84.100.AB	23	11	11701721	90.102.AH	02	7
11118931	84.100.AB	24	11	11701721	90.102.BT	01	9
11118931	84.100.AB	25	11	11701721	90.114.BE	03	2
11118931	84.100.AB	26	11	11702921	35.300.AB	01	10
11118931	84.100.AB	27	11	11702921	55.101.AA	04	22
11118931	84.100.AB	30	7	11702921	90.100.AU	03	3
11118931	84.100.AB	31	5	11702921	90.118.BM	02	5
11119131	35.353.AD	01	1	120104	10.400.AK		8
11119174	35.353.AD	02	3	12163221	35.726.AE	01	3
11120531	84.912.AB		20	12163221	35.726.AE	02	3
11120731	84.910.AC		1	12163221	35.726.AE	03	3
11120731	84.912.AB		18	12163321	84.910.AA		6
11120931	84.910.AA		5	12163321	84.910.AC		3
11120931	84.912.AB		12	12163321	84.912.AB		10
11124431	84.100.AB	15	6	12163321	84.912.AB		17
11124431	84.100.AB	16	6	12163321	90.110.AP		4
11124431	84.100.AB	17	6	12163521	84.910.AC		16
11124431	84.100.AB	18	6	12164121	10.001.AK		6
11124431	84.100.AB	19	6	12164521	10.001.AK		1
11124431	84.100.AB	20	6	12164521	39.101.AA	01	18
11124431	84.100.AB	22	6	12164721	10.220.AA		16
11124431	84.100.AB	23	6	12164721	90.100.AU	02	6
11124431	84.100.AB	24	6	12164721	90.102.BT	01	23
11124431	84.100.AB	25	6	12164721	90.102.BT	02	7
11124431	84.100.AB	26	6	12164721	90.102.BT	03	8
11124431	84.100.AB	27	6	12179490	10.254.AI		12
11124431	84.100.AP	02	3	12179490	10.400.AK		5
11124431	84.912.AB		32	12574511	55.011.AE	01	14
11124731	35.353.AD	01	5	12575121	84.100.AD	01	1
11124774	35.353.AD	02	5	12626201	90.114.BE	03	9
11124834	35.352.AL	01	5	12645031	55.302.AG	01	2
11125731	39.101.AA	01	17	12646721	10.220.AA		1
11127431	84.910.AA		16	12646821	55.404.AF	01	3
11127434	55.404.AC		6	12646821	55.404.AF	02	9
11127531	39.100.AB	01	1	12646821	55.404.AL	03	4
11127531	48.100.AD	02	14	12647001	50.200.AC		22
11127531	48.100.AD	03	13	13272011	55.525.AB		5
11127531	48.100.AD	04	13	13272221	55.101.AA	01	7
11195371	55.101.AA	01	6	13272811	55.404.BS		2
11195371	55.525.AB		6	13274021	10.216.AA		14
11195471	10.216.AA		13	13407211	35.736.AA		9
11195474	55.101.AA	03	14	13407211	35.738.AA		11
11195474	55.512.AA	01	10	13408411	35.738.AA		18

INDEX - INDICE - INDEX - ZAHLENVERZEICHNIS - INDICE - INDICE - INDHOLD - INHOUD

Number	Figure	Sequence	Ref.	Number	Figure	Sequence	Ref.
13408411	35.738.AE		12	14423070	35.360.AI	02	12
13683809	90.108.AB	03	6	14423231	35.359.AE	01	6
14151190	55.404.AC		3	14424531	35.360.AM	01	23
14304134	55.512.AA	01	1	14424531	35.737.AE	01	19
14304531	55.991.AD		3	14426874	35.736.AA		16
14304631	55.510.BL	01	2	14426874	35.738.AA		14
14304870	35.106.AD	01	45	14428774	35.737.AA		24
14305131	71.460.AF		8	14442034	90.151.AG		5
14305231	35.300.AI		13	14466580	10.216.AA		20
14305231	55.201.AG		12	14466880	10.216.AA		4
14305231	55.404.AF	01	11	14482780	35.300.AI		4
14305334	35.106.AD	02	11	14496321	55.512.AA	01	9
14305334	35.355.AD	03	4	14496321	55.991.AD		4
14305434	35.355.AD	01	6	14496431	10.220.AA		9
14305434	35.355.AD	02	9	14496431	35.355.AD	01	7
14305470	35.106.AD	02	9	14496431	35.355.AD	02	10
14305670	35.310.AA	08	2	14496431	35.360.AB	01	15
14306234	35.360.AJ	02	12	14496431	50.200.AB	02	16
14306234	90.160.BC		3	14496431	55.101.AA	05	5
14306331	90.120.AD	01	2	14496431	55.201.AG		13
14306331	90.124.AC	01	2	14496431	55.512.AA	01	6
14306334	90.160.BC		5	14496431	55.530.AE		2
14306370	35.106.AD	01	16	14496431	90.100.AU	01	16
14306370	35.354.AA	02	5	14496431	90.100.AU	01	6
14306470	35.310.AA	02	9	14496431	90.160.AF	01	27
14306470	35.310.AA	03	4	14496431	90.160.AF	02	13
14306470	35.310.AA	04	5	14496431	90.160.BC		11
14306470	35.310.AA	05	8	14496531	10.206.AG		10
14306470	35.310.AA	06	8	14496531	10.210.AF		8
14306570	35.354.AA	02	8	14496531	10.400.AK		9
14306670	35.310.AA	08	10	14496531	10.400.AP	01	6
14306970	35.106.AD	02	17	14496531	10.400.BE		14
14309070	35.106.AD	02	16	14496531	35.356.AK	02	11
14311070	35.310.AA	07	3	14496531	35.357.AK	01	13
14311070	35.310.AA	09	20	14496531	35.360.AB	02	34
14359570	35.310.AA	09	4	14496531	35.360.AJ	03	21
14420170	35.360.AI	02	9	14496531	50.200.AB	02	6
14420331	10.220.AA		5	14496531	50.200.AC		6
14420331	35.738.AE		2	14496531	50.300.AC	02	6
14422031	35.106.AO	01	8	14496531	55.100.DO	02	15
14422170	35.310.AA	07	4	14496531	55.101.AA	01	3
14422231	35.736.AC	03	2	14496531	55.101.AA	03	13
14422231	35.737.AE	01	3	14496531	55.101.AA	04	11
14422231	35.737.AE	02	2	14496531	55.201.AG		16
14422231	35.737.AE	03	2	14496531	55.408.AG		3
14422231	35.737.AE	04	2	14496531	55.408.BE		7
14422231	35.737.AE	05	2	14496531	55.530.AA		8
14422431	35.360.AM	01	13	14496531	90.100.AU	03	5
14423034	35.360.AH	02	4	14496531	90.102.BT	01	20
14423034	35.360.AI	01	4	14496531	90.102.BT	02	23

INDEX - INDICE - INDEX - ZAHLENVERZEICHNIS - INDICE - INDICE - INDHOLD - INHOUD

Number	Figure	Sequence	Ref.	Number	Figure	Sequence	Ref.
14496531	90.110.BC		5	14496731	10.220.AA		19
14496531	90.110.BD		3	14496731	10.400.AK		15
14496531	90.118.BM	01	1	14496731	10.400.BE		10
14496531	90.118.BM	02	7	14496731	35.128.AE		13
14496531	90.151.AG		8	14496731	35.300.AB	01	3
14496531	90.160.AF	01	26	14496731	35.354.AA	01	2
14496531	90.160.BC		12	14496731	35.359.AE	01	10
14496621	39.101.AA	01	4	14496731	35.359.AE	05	11
14496621	55.011.AE	01	16	14496731	35.359.AE	05	3
14496631	10.202.AB	01	10	14496731	35.360.AH	01	2
14496631	10.202.AB	02	2	14496731	35.360.AM	01	21
14496631	10.206.AF	01	9	14496731	35.736.AC	01	2
14496631	10.206.AG		14	14496731	35.737.AE	01	6
14496631	10.210.AF		5	14496731	39.100.AB	01	9
14496631	10.254.AI		4	14496731	55.101.AA	02	14
14496631	10.400.AK		12	14496731	55.101.AA	04	14
14496631	10.400.AP	01	4	14496731	55.530.AA		7
14496631	10.414.AC		3	14496731	90.100.AU	02	3
14496631	35.106.AB		8	14496731	90.102.AG		9
14496631	35.128.AE		4	14496731	90.114.BE	01	6
14496631	35.354.AF	01	2	14496731	90.114.BE	02	3
14496631	35.356.AK	02	9	14496731	90.114.BE	03	15
14496631	35.356.AR		14	14496731	90.114.BE	04	3
14496631	35.357.AD		9	14496931	35.310.AA	01	6
14496631	35.357.AK	02	2	14496931	39.100.AB	01	2
14496631	35.357.AK	03	2	14496931	48.100.AD	02	15
14496631	35.359.AE	05	16	14496931	48.100.AD	03	14
14496631	35.359.AE	05	8	14496931	48.100.AD	04	14
14496631	35.360.AB	02	35	14496931	84.910.AA		15
14496631	35.360.AH	01	12	14496931	90.102.BT	03	11
14496631	35.360.AJ	03	20	14496931	90.114.BE	01	4
14496631	35.738.AE		5	14497731	55.525.AB		7
14496631	39.101.AA	02	3	14497731	90.114.BE	03	8
14496631	50.200.AB	02	15	14590887	84.910.AA		20
14496631	50.200.AC		20	14601271	35.726.AE	01	10
14496631	50.300.AA		3	14601271	35.726.AE	01	7
14496631	55.100.DO	02	16	14601271	35.726.AE	02	10
14496631	55.101.AA	02	17	14601271	35.726.AE	02	7
14496631	90.102.BT	01	8	14601271	35.726.AE	03	10
14496631	90.102.BT	02	28	14601271	35.726.AE	03	7
14496631	90.110.AP		6	15246231	39.101.AA	01	19
14496631	90.110.BC		6	15896221	55.201.AG		11
14496631	90.110.BD		5	15903804	55.101.AA	03	10
14496631	90.114.BE	03	3	15984131	39.100.AB	02	4
14496631	90.118.AX	02	11	15984831	48.138.AB	02	1
14496631	90.151.AD		4	15988431	39.103.AD		3
14496631	90.160.AF	02	11	16040831	10.206.AF	01	13
14496721	90.118.BM	03	4	16043231	35.360.AJ	03	18
14496731	10.206.AF	01	4	16043231	55.101.AA	01	4
14496731	10.206.AG		2	16043231	55.530.AA		6

INDEX - INDICE - INDEX - ZAHLENVERZEICHNIS - INDICE - INDICE - INDHOLD - INHOUD

Number	Figure	Sequence	Ref.	Number	Figure	Sequence	Ref.
16043234	55.101.AA	03	12	2420P1552	48.100.AD	01	13
16043234	55.101.AA	04	13	2420P1580D	48.138.AB	01	2
16043431	10.400.BE		13	2420R537D2	35.357.AD		3
16043431	50.200.AB	02	4	2420T6976	48.100.AD	01	12
16043431	55.201.AG		18	2424J376	48.100.AD	01	3
16043431	55.404.AL	01	4	2424J377	48.100.AD	01	4
16043431	55.404.AL	02	4	2436R750S5	35.310.AC	04	5
16043431	90.100.AU	03	4	2436R750S5	35.310.AC	05	5
16043431	90.160.AF	01	19	2436U1231S	35.310.AA	06	21
16043434	50.300.AC	02	5	2441U549S4	35.106.AD	01	49
16043434	55.100.DO	02	14	2445R152D1	35.354.AA	02	2
16043434	55.408.AG		5	2445R442F1	48.134.AA	01	11
16043434	55.408.BE		6	2445R442S2	48.134.AA	01	5
16043434	90.110.BC		4	2445Z1604D	50.200.AB	01	10
16043434	90.110.BD		2	2445Z1604D	50.200.AB	01	11
16043434	90.151.AG		6	2852526	00.000.02	01	13
16043631	10.220.AA		2	2852526	10.210.AF		20
16043631	50.200.AC		15	2852735	55.012.AC		6
16043631	55.201.AG		15	2975135	55.011.AE	01	2
16043631	90.102.BT	01	19	2975135	90.100.AU	01	17
16043631	90.102.BT	02	22	394632	90.150.AJ		8
16043634	35.356.AK	02	8	412123	35.737.AE	04	3
16043831	50.200.AC		21	412123	35.737.AE	05	3
16043834	35.357.AK	01	10	422050500	50.200.AC		5
16043834	90.160.AF	02	9	422050500	50.300.AA		1
16043834	90.160.BC		9	422050700	55.011.AE	01	11
16043931	50.200.AC		27	42250700	55.011.AE	02	5
16046131	50.200.AB	02	5	422604700	55.012.AC		5
16051121	84.910.AC		9	422702800	55.518.AB		18
16100821	10.220.AA		4	43231	90.118.BM	01	2
16100821	10.254.AI		8	43231	90.118.BM	02	6
16100821	10.400.AK		17	43232	35.360.AB	02	31
16100821	10.400.AP	01	5	43233	10.210.AF		7
16100821	55.101.AA	03	16	43233	90.100.AU	03	18
16100821	55.101.AA	04	12	43235	10.206.AG		9
16100821	90.100.AU	03	13	45482627	48.134.AE		6
16101521	35.356.AK	02	4	47358336	90.102.BT	03	14
16102324	35.106.AD	02	19	47358456	90.102.BT	01	5
16249031	84.912.AB		3	47359009	90.102.BT	01	18
214-1416	10.202.AB	01	1	47359449	90.102.BT	01	17
214-2138	10.400.AP	02	6	47361115	90.102.BT	02	33
214-2160	10.400.AP	01	2	47361609	90.102.BT	01	1
214-2176	10.400.AP	01	17	47361744	90.102.BT	02	27
220208300	48.134.AE		7	47362845	10.216.AA		1
226616A1	10.400.AK		6	47364325	90.102.AG		1
2405P415	48.100.AD	01	7	47364327	90.102.AH	02	6
2405P482	48.134.AA	01	3	47364329	90.102.AG		2
2418T21131	48.100.AD	01	10	47364372	90.102.AH	01	1
2419P4210	48.100.AD	01	6	47364383	90.102.AH	02	1
2419P4211	48.100.AD	01	8	47365042	90.102.AG		3

Number	Figure	Sequence	Ref.	Number	Figure	Sequence	Ref.
47365557	55.404.AL	01	6	47519024	90.108.AB	02	6
47365557	55.404.AL	02	6	47519158	90.108.AB	02	7
47366065	35.300.AI		12	47519521	90.108.AB	01	4
47367657	90.100.AU	01	21	47519524	90.108.AB	01	3
47367657	90.100.AU	02	1	47522733	90.118.BM	03	2
47368286	10.216.AA		15	47531050	90.118.AX	01	10
47368984	90.118.BM	01	9	47556156	10.202.AB	01	2
47372195	90.118.AX	01	9	47592741	55.101.AA	01	1
47375288	39.101.AA	02	5	47598745	84.100.AP	02	1
47375297	90.102.BT	01	4	47605371	84.910.AA		19
47378179	39.101.AA	01	9	47605379	84.100.AP	01	5
47401876	55.991.AD		7	47605669	84.100.AB	19	12
47405557	48.138.AB	02	2	47605672	84.100.AB	19	18
47405557	48.138.AB	04	10	47605705	84.100.AB	17	12
47405564	48.138.AB	04	8	47605708	84.100.AB	17	18
47405711	48.138.AB	04	2	47605714	84.100.AB	15	12
47405765	48.138.AB	04	3	47605717	84.100.AB	15	18
47405780	48.138.AB	04	6	47605722	84.100.AB	26	12
47405790	48.138.AB	04	9	47605725	84.100.AB	26	18
47405844	48.138.AB	04	5	47605727	84.100.AB	24	12
47405888	48.138.AB	04	1	47605730	84.100.AB	24	18
47412920	10.202.AB	01	5	47605737	84.100.AB	22	12
47412920	10.202.AD		5	47605740	84.100.AB	22	18
47421316	90.118.AX	01	14	47605743	84.100.AB	05	3
47421316	90.118.AX	02	4	47605746	84.100.AB	05	1
47422039	90.118.AX	02	3	47605753	84.100.AB	03	3
47422060	90.100.AU	02	7	47605756	84.100.AB	03	1
47422144	90.100.AU	02	11	47605760	84.100.AB	01	3
47428100	55.404.AF	01	10	476057631	84.100.AB	01	1
47432366	39.140.AM		6	47605771	84.100.AB	13	3
47443996	10.206.AF	02	3	47605774	84.100.AB	13	1
47443999	10.206.AF	02	1	47605786	84.100.AB	11	3
47444895	55.404.AF	01	4	47605789	84.100.AB	11	1
47446009	10.206.AF	01	12	47605791	84.100.AB	09	3
47446035	10.206.AF	01	2	47605794	84.100.AB	09	1
47446518	90.102.BT	01	10	47605810	84.100.AB	07	3
47466763	90.100.AU	02	10	47605813	84.100.AB	07	1
47469828	10.202.AB	01	11	47606485	55.011.AE	02	2
47469828	10.202.AB	02	3	47609304	10.400.AK		2
47471035	55.404.AF	02	6	47613194	10.001.AA		1
47477802	55.530.AA		3	47613194	10.414.AC		4
47481544	90.124.AC	01	1	47613719	90.108.AB	01	10
47481549	90.120.AD	01	1	47620572	55.011.AE	01	9
47485923	90.108.AA		6	47620906	55.011.AE	01	10
47485923	90.108.AB	01	14	47620906	55.011.AE	02	6
47489247	39.101.AA	01	15	47626360	10.400.AK		19
47490473	39.101.AA	01	7	47628028	90.102.BT	02	16
47499410	55.404.AL	03	7	47632392	90.118.AX	01	1
47515927	90.108.AB	01	1	47634475	90.118.AX	01	17
47515927	90.108.AB	02	4	47634549	90.118.AX	01	4

INDEX - INDICE - INDEX - ZAHLENVERZEICHNIS - INDICE - INDICE - INDHOLD - INHOUD

Number	Figure	Sequence	Ref.	Number	Figure	Sequence	Ref.
47635319	90.118.AX	01	18	70924200	35.737.AE	03	5
47635560	90.118.AX	01	3	70924200	35.737.AE	04	5
47635671	90.118.AX	01	2	70924200	35.737.AE	05	5
47635861	90.118.AX	01	13	70925311	55.404.AL	01	9
47645749	90.114.BE	03	16	70925311	55.404.AL	02	9
4893391	10.210.AF		19	70925755	50.200.AB	02	1
4952483	90.102.BT	02	13	70929806	35.128.AE		9
4955094	10.001.AK		7	70930425	10.202.AB	01	3
496-21066	35.300.AI		25	70931640	35.359.AE	05	5
496-21066	35.353.AD	01	2	70931640	35.360.AM	01	27
496-21066	35.353.AD	02	4	70931640	35.360.AM	02	6
504039282	10.210.AF		18	70931640	35.360.AM	03	6
515-25317	10.202.AB	01	6	70931640	35.360.AM	04	6
70914465	71.460.AF		5	70931640	35.736.AC	01	4
70914465	84.100.AP	01	3	70931640	35.736.AC	03	4
70921912	10.400.AK		18	70933135	50.200.AB	02	12
70923581	48.138.AB	03	9	71100699	10.400.AK		21
70923841	35.360.AM	05	8	71318802	48.134.AA	02	11
70923841	35.360.AM	06	8	71318802	48.134.AE		13
70923841	35.360.AM	07	8	71400954	48.138.AB	03	11
70923841	35.360.AM	08	1	71401321	48.134.AA	02	7
70923843	35.352.AI		2	71401325	48.134.AA	02	6
70923843	35.353.AF	02	15	71401327	48.134.AA	02	5
70923843	35.353.AF	02	24	71401329	48.134.AA	02	4
70923843	35.354.AC	02	3	71401352	48.134.AA	02	1
70923843	35.736.AC	01	5	71401352	48.138.AB	04	7
70923843	35.737.AE	01	12	71401371	48.138.AB	04	4
70923843	35.738.AE		9	71403661	50.200.AC		29
70924110	35.738.AE		1	71403889	55.201.AG		2
70924192	35.106.AO	02	13	71403889	55.404.AF	01	13
70924192	35.360.AH	01	3	71404161	35.353.AF	02	25
70924192	35.360.AM	01	26	71404161	35.353.AF	02	27
70924192	35.360.AM	01	28	71404161	35.354.AC	02	6
70924192	35.360.AM	02	3	71404162	10.216.AA		19
70924192	35.360.AM	03	3	71404162	35.300.AI		27
70924192	35.360.AM	04	3	71404166	35.128.AE		6
70924192	35.737.AE	01	16	71404166	35.310.AA	09	5
70924200	35.352.AI		7	71404166	35.354.AC	02	7
70924200	35.354.AF	01	10	71404311	35.352.AI		8
70924200	35.359.AE	01	2	71404311	35.354.AF	01	9
70924200	35.359.AE	05	14	71404311	35.360.AH	01	11
70924200	35.359.AE	05	20	71404313	35.359.AE	01	1
70924200	35.360.AH	01	10	71404313	35.360.AM	01	15
70924200	35.360.AM	01	16	71404313	35.360.AM	02	11
70924200	35.360.AM	02	12	71404313	35.360.AM	03	11
70924200	35.360.AM	03	12	71404313	35.360.AM	04	11
70924200	35.360.AM	04	12	71404313	35.737.AE	02	6
70924200	35.736.AC	03	3	71404313	35.737.AE	03	6
70924200	35.737.AE	01	2	71404313	35.737.AE	04	6
70924200	35.737.AE	02	5	71404313	35.737.AE	05	6

INDEX - INDICE - INDEX - ZAHLENVERZEICHNIS - INDICE - INDICE - INDHOLD - INHOUD

Number	Figure	Sequence	Ref.	Number	Figure	Sequence	Ref.
71404363	71.460.AF		4	71425116	90.102.AG		12
71404365	35.353.AF	02	11	71428460	10.400.AP	02	7
71404365	35.353.AF	02	21	71433079	90.108.AA		7
71404406	71.460.AF		7	71433086	90.108.AB	03	3
71404460	35.736.AC	01	22	71433088	90.108.AB	01	8
71404615	35.106.AO	02	11	71433088	90.108.AB	02	11
71404787	71.460.AF		1	71433096	90.108.AB	01	11
71404856	84.910.AA		8	71433121	90.108.AB	02	13
71404856	84.910.AC		22	71433122	90.108.AB	01	5
71405003	55.404.AC		5	71433122	90.108.AB	02	2
71405003	90.118.AX	01	15	71433123	90.108.AA		1
71405003	90.118.AX	02	5	71433287	84.912.AA	01	6
71405745	55.101.AA	04	8	71433287	84.912.AA	02	6
71405770	55.101.AA	04	9	71433287	84.912.AA	03	6
71406178	55.011.AE	01	8	71433948	35.353.AD	03	17
71406179	55.011.AE	01	7	71437694	90.108.AA		5
71406180	55.011.AE	01	6	71437694	90.108.AB	01	17
71406181	55.011.AE	01	5	71442022	39.100.AB	02	5
71406271	10.216.AA		18	71444029	35.360.AH	01	4
71406271	35.300.AI		28	71444029	35.360.AM	01	25
71407938	55.011.AE	03	2	71444029	35.360.AM	02	2
71412018	90.124.AC	02	11	71444029	35.360.AM	03	2
71412020	90.124.AC	02	20	71444029	35.360.AM	04	2
71412023	90.124.AC	02	19	71444029	35.737.AE	01	17
71415031	90.108.AA		3	71444332	35.310.AA	04	25
71415157	84.100.AP	01	1	71444332	35.310.AA	05	26
71415158	35.738.AA		10	71444332	35.310.AA	08	4
71415158	84.912.AA	01	5	71445162	55.012.AC		7
71415158	84.912.AA	02	5	71445617	35.737.AA		22
71415158	84.912.AA	03	5	71445618	35.737.AA		23
71415158	84.912.AB		8	71445626	35.736.AA		8
71415214	39.101.AA	01	24	71445626	35.738.AA		7
71415218	39.100.AB	02	2	71445627	35.736.AA		7
71415426	39.140.AM		5	71445627	35.738.AA		6
71416130	55.101.AA	04	7	71445657	35.737.AA		8
71417808	55.011.AE	03	3	71445658	35.737.AA		7
71417809	55.011.AE	03	1	71445662	35.737.AA		3
71418432	35.737.AA		18	71445664	35.737.AA		9
71418434	35.737.AA		19	71445704	35.736.AA		13
71418452	35.737.AA		11	71445704	35.738.AA		17
71418453	35.737.AA		10	71445714	35.736.AA		5
71418454	35.737.AA		13	71445714	35.738.AA		4
71418476	35.736.AA		18	71447620	35.736.AA		17
71418479	35.736.AA		1	71447621	35.737.AA		25
71418480	35.736.AA		2	71447625	35.738.AA		15
71418481	35.736.AA		3	71449470	55.404.AC		2
71418481	35.738.AA		2	71450201	55.012.AC		3
71418483	35.736.AA		4	71450316	55.101.AA	02	4
71418483	35.738.AA		3	71450318	55.101.AA	02	5
71421022	10.202.AD		2	71450342	55.101.AA	02	6

Number	Figure	Sequence	Ref.	Number	Figure	Sequence	Ref.
71451259	55.404.AC		8	72150175	35.300.AI		10
71451259	55.991.AD		8	72150180	35.360.AB	02	14
71451489	55.201.AG		20	72150180	35.360.AJ	03	9
71451490	55.201.AG		19	72150352	35.106.AD	03	4
71451711	55.012.AC		1	72150353	35.106.AD	03	16
71451914	55.201.AG		4	72150388	50.200.AB	02	10
71452048	55.201.AG		9	72150613	35.360.AB	03	2
71456224	90.124.AC	02	15	72150614	35.360.AB	03	4
71461019	48.100.AD	02	3	72150710	35.300.AI		6
71461019	48.100.AD	03	3	72150790	35.300.AI		9
71461019	48.100.AD	04	3	72151580	35.736.AC	01	15
71465030	35.737.AA		28	72161493	35.360.AB	02	29
71465031	35.737.AA		27	72201125	35.359.AE	04	8
71465036	35.737.AA		5	72201210	90.100.AU	02	5
71466905	48.134.AE		5	72201210	90.102.BT	01	24
71468153	90.108.AB	01	16	72201210	90.102.BT	02	8
71468153	90.108.AE		3	72201210	90.102.BT	03	18
71468156	90.108.AB	01	15	72201225	90.100.AU	03	2
71468302	90.120.AD	02	7	72201225	90.102.BT	01	3
71468303	90.120.AD	02	6	72201225	90.102.BT	02	3
71468304	90.120.AD	02	5	72201225	90.102.BT	03	4
71468528	90.108.AB	03	7	72201225	90.102.BT	03	7
71468529	90.108.AB	03	5	72201225	90.118.AX	01	6
71469208	35.737.AA		26	72201225	90.150.AJ		2
71469305	90.108.AB	01	13	72201227	90.102.BT	02	5
71469305	90.108.AE		2	72201683	35.737.AE	01	7
71475456	50.200.AC		23	72201683	35.738.AE		6
71482200	10.202.AD		3	72202082	35.300.AI		20
71484462	35.359.AE	05	9	72202203	84.910.AC		4
71484462	35.360.AM	05	2	72202203	84.912.AB		28
71484462	35.360.AM	06	2	72202204	84.912.AB		25
71484462	35.360.AM	07	2	72202212	84.912.AA	01	4
71488736	55.012.AC		2	72202212	84.912.AA	02	4
72104592	35.736.AA		15	72202212	84.912.AA	03	4
72104596	35.736.AA		10	72202218	84.912.AB		13
72104628	35.738.AA		16	72202385	35.353.AF	02	13
72104630	35.736.AA		6	72202453	35.355.AD	01	16
72104630	35.738.AA		5	72202453	35.355.AD	02	15
72104631	35.738.AA		13	72203001	35.353.AF	02	8
72105459	00.000.02	01	1	72203002	35.353.AF	02	1
72105459	10.216.AA		3	72203145	84.910.AC		21
72107089	10.254.AI		7	72203145	84.912.AB		6
72109073	55.012.AC		8	72203151	84.910.AA		1
72116115	90.124.AC	02	3	72203151	84.910.AC		13
72116117	90.120.AD	02	3	72203521	48.100.AD	02	13
72116120	90.124.AC	02	6	72203523	48.100.AD	03	16
72116123	90.124.AC	02	21	72203525	48.100.AD	04	16
72116127	90.124.AC	02	16	72203539	55.100.DO	02	6
72116133	90.120.AD	02	4	72203762	10.210.AF		17
72116240	90.108.AB	03	8	72203763	10.210.AF		13

INDEX - INDICE - INDEX - ZAHLENVERZEICHNIS - INDICE - INDICE - INDHOLD - INHOUD

Number	Figure	Sequence	Ref.	Number	Figure	Sequence	Ref.
72203856	35.356.AK	02	3	72206731	84.100.AB	02	6
72203912	50.200.AB	01	4	72206731	84.100.AB	04	6
72203915	50.200.AB	01	3	72206731	84.100.AB	06	6
72203934	50.200.AA		8	72206731	84.100.AB	08	6
72203934	50.200.AB	02	14	72206731	84.100.AB	10	6
72203961	55.512.AA	01	3	72206731	84.100.AB	12	6
72204201	35.360.AM	08	3	72206731	84.100.AB	14	6
72204291	35.220.AA		1	72206731	84.100.AB	16	21
72204293	35.360.AM	05	7	72206731	84.100.AB	18	21
72204293	35.360.AM	06	7	72206731	84.100.AB	20	21
72204293	35.360.AM	07	7	72206731	84.100.AB	23	21
72204480	84.100.AB	02	2	72206731	84.100.AB	25	21
72204480	84.100.AB	04	2	72206731	84.100.AB	27	21
72204480	84.100.AB	06	2	72206994	50.200.AC		10
72204480	84.100.AB	08	2	72207108	90.108.AB	01	12
72204480	84.100.AB	10	2	72207108	90.108.AE		1
72204480	84.100.AB	12	2	72207108	90.118.AX	01	19
72204480	84.100.AB	14	2	72209013	35.359.AE	02	12
72204481	84.100.AB	02	5	72209121	55.408.CA		2
72204481	84.100.AB	04	5	72209121	55.510.BL	02	3
72204481	84.100.AB	06	5	72209121	90.160.AF	01	21
72204481	84.100.AB	08	5	72209399	10.220.AA		14
72204481	84.100.AB	10	5	72209400	10.220.AA		17
72204481	84.100.AB	12	5	72209583	90.108.AB	02	14
72204481	84.100.AB	14	5	72209721	50.200.AC		17
72204485	84.100.AB	16	17	72209722	50.200.AC		30
72204485	84.100.AB	18	17	72209723	50.200.AC		31
72204485	84.100.AB	20	17	72209724	50.200.AC		32
72204485	84.100.AB	23	17	72209725	50.200.AC		33
72204485	84.100.AB	25	17	72209726	50.200.AC		34
72204485	84.100.AB	27	17	72209727	50.200.AC		35
72204486	84.100.AB	16	20	72209801	35.106.AD	01	7
72204486	84.100.AB	18	20	72209802	35.106.AD	01	24
72204486	84.100.AB	20	20	72209803	35.106.AD	01	18
72204486	84.100.AB	23	20	72209806	35.106.AD	01	20
72204486	84.100.AB	25	20	72209807	35.106.AD	01	3
72204486	84.100.AB	27	20	72209810	35.106.AD	02	8
72204524	10.254.AI		13	72209810	35.360.AI	02	10
72204526	10.254.AI		1	72209813	35.106.AD	01	30
72204603	50.200.AC		4	72209813	35.106.AD	02	23
72204607	35.354.AF	01	4	72209813	35.106.AD	03	13
72204618	35.354.AF	01	3	72209815	35.106.AD	01	25
72204634	10.220.AA		20	72209815	35.106.AD	02	5
72204635	10.220.AA		21	72209815	35.310.AA	09	11
72204636	10.220.AA		22	72209818	35.310.AC	01	11
72204659	10.220.AA		6	72209819	35.310.AC	02	1
72204768	50.300.AB		3	72209820	35.310.AC	01	12
72205013	35.737.AE	04	4	72209821	35.106.AD	03	15
72206258	90.102.BT	02	4	72209821	35.310.AA	07	2
72206258	90.118.AX	01	5	72209823	35.310.AA	09	3

Number	Figure	Sequence	Ref.	Number	Figure	Sequence	Ref.
72209823	35.310.AC	01	13	72209857	35.355.AH		2
72209824	35.106.AL		4	72209858	35.355.AH		5
72209824	35.310.AA	02	23	72209860	35.355.AH		7
72209824	35.310.AA	09	19	72209861	35.355.AH		9
72209824	35.310.AC	02	2	72209862	35.355.AH		11
72209824	35.355.AH		8	72209867	35.355.AH		18
72209824	35.357.AG		6	72209868	35.355.AH		19
72209824	35.360.AI	03	6	72209869	35.355.AH		20
72209824	35.360.AJ	05	6	72209870	35.355.AH		21
72209825	35.310.AC	01	4	72209876	35.106.AD	04	5
72209827	35.106.AD	03	12	72209877	35.106.AD	04	3
72209827	35.353.AF	02	26	72209878	35.106.AD	01	1
72209827	35.356.AK	01	8	72209878	35.106.AD	04	1
72209827	35.360.AB	02	37	72209879	35.106.AD	04	4
72209827	35.360.AJ	01	2	72209976	35.352.AL	03	1
72209827	35.360.AJ	03	23	72209977	35.352.AL	03	2
72209832	35.106.AD	02	18	72209978	35.352.AL	03	3
72209832	35.106.AD	03	9	72209979	35.352.AL	03	6
72209833	35.106.AL		1	72209980	35.352.AL	03	7
72209833	35.357.AG		2	72209981	35.352.AL	03	8
72209833	35.360.AI	03	2	72209982	35.352.AL	03	11
72209833	35.360.AJ	05	2	72209983	35.352.AL	03	12
72209834	35.106.AL		2	72209984	35.352.AL	03	15
72209834	35.357.AG		3	72209985	35.352.AL	03	16
72209834	35.360.AI	03	3	72209986	35.352.AL	03	17
72209834	35.360.AJ	05	3	72209987	35.352.AL	03	19
72209835	35.106.AL		3	72209989	35.352.AL	03	21
72209835	35.357.AG		4	72209991	35.352.AL	03	23
72209835	35.360.AI	03	4	72209992	35.352.AL	03	24
72209835	35.360.AJ	05	4	72209993	35.352.AL	03	25
72209836	35.106.AD	03	6	72209994	35.352.AL	03	26
72209836	35.106.AD	04	6	72209995	35.352.AL	03	27
72209838	35.106.AD	04	2	72209996	35.352.AL	03	28
72209838	35.310.AA	02	12	72210000	35.352.AL	02	27
72209838	35.310.AA	03	11	72210000	35.352.AL	03	32
72209838	35.310.AA	06	14	72210001	35.352.AL	03	33
72209838	35.310.AA	07	10	72210021	35.352.AL	02	23
72209838	35.360.AG		2	72210023	35.352.AL	02	22
72209839	35.310.AA	02	26	72210072	35.310.AA	03	14
72209839	35.310.AA	04	13	72210072	35.310.AA	07	15
72209839	35.310.AA	04	26	72210073	35.310.AA	07	1
72209839	35.310.AA	05	13	72210077	35.310.AA	02	25
72209839	35.310.AA	05	25	72210077	35.310.AA	03	22
72209839	35.310.AA	06	22	72210077	35.310.AA	04	27
72209839	35.310.AA	07	7	72210077	35.310.AA	07	6
72209839	35.310.AA	08	6	72210077	35.310.AA	08	5
72209839	35.352.AL	03	36	72210077	35.310.AA	09	18
72209841	35.310.AA	04	15	72210088	35.310.AA	08	12
72209841	35.310.AA	05	15	72210091	35.310.AA	02	13
72209842	35.310.AA	09	2	72210091	35.310.AA	03	12

INDEX - INDICE - INDEX - ZAHLENVERZEICHNIS - INDICE - INDICE - INDHOLD - INHOUD

Number	Figure	Sequence	Ref.	Number	Figure	Sequence	Ref.
72210091	35.310.AA	04	24	72210187	48.100.AD	03	7
72210091	35.310.AA	05	17	72210187	48.100.AD	04	7
72210091	35.310.AA	06	15	72210188	48.100.AD	02	8
72210091	35.310.AA	07	9	72210188	48.100.AD	03	8
72210093	35.310.AA	04	14	72210188	48.100.AD	04	8
72210094	35.310.AA	04	22	72210189	48.100.AD	02	9
72210094	35.310.AA	05	14	72210189	48.100.AD	03	9
72210098	35.310.AA	04	10	72210189	48.100.AD	04	9
72210098	35.310.AA	05	24	72210190	48.100.AD	02	5
72210098	35.310.AC	05	14	72210190	48.100.AD	03	5
72210099	35.310.AA	04	19	72210190	48.100.AD	04	5
72210099	35.310.AA	05	6	72210191	48.100.AD	02	4
72210099	35.310.AC	04	14	72210191	48.100.AD	03	4
72210100	35.310.AA	05	20	72210191	48.100.AD	04	4
72210100	35.310.AC	03	7	72210192	48.100.AD	02	1
72210124	35.310.AA	02	10	72210192	48.100.AD	03	1
72210124	35.310.AA	03	19	72210192	48.100.AD	04	1
72210124	35.310.AA	06	12	72210193	48.100.AD	02	11
72210125	35.310.AA	02	2	72210193	48.100.AD	03	11
72210125	35.310.AA	03	20	72210193	48.100.AD	04	11
72210125	35.310.AA	04	2	72210196	48.100.AD	02	10
72210125	35.310.AA	05	3	72210197	48.100.AD	03	10
72210125	35.310.AA	06	4	72210198	48.100.AD	04	10
72210126	35.310.AA	02	18	72210200	48.100.AD	02	12
72210126	35.310.AA	03	8	72210200	48.100.AD	03	12
72210126	35.310.AA	04	9	72210200	48.100.AD	04	12
72210126	35.310.AA	05	10	72210219	35.356.AK	01	5
72210126	35.310.AA	06	11	72210223	35.356.AK	01	15
72210127	35.310.AA	02	3	72210225	35.356.AK	01	1
72210127	35.310.AA	03	3	72210226	35.356.AK	01	13
72210127	35.310.AA	04	3	72210230	35.356.AK	01	21
72210127	35.310.AA	05	4	72210232	35.356.AK	01	11
72210127	35.310.AA	06	5	72210233	35.356.AK	01	2
72210142	48.138.AB	03	2	72210234	35.356.AK	01	16
72210143	48.138.AB	03	5	72210237	35.356.AK	01	6
72210144	48.138.AB	03	4	72210243	35.354.AA	02	4
72210147	48.138.AB	03	1	72210246	35.354.AA	02	3
72210148	48.138.AB	03	10	72210247	35.354.AA	02	6
72210149	48.138.AB	03	7	72210250	35.352.AL	02	31
72210151	48.138.AB	03	3	72210444	35.220.AA		3
72210152	48.138.AB	03	6	72210445	35.220.AA		2
72210164	48.134.AA	02	8	72210446	35.220.AA		4
72210165	48.134.AA	02	3	72210447	35.360.AB	03	3
72210170	48.134.AA	02	2	72210450	35.360.AB	03	7
72210181	48.134.AE		9	72210451	35.360.AB	03	8
72210182	48.134.AA	02	13	72210483	35.356.AK	01	12
72210186	48.100.AD	02	2	72210484	35.356.AK	01	9
72210186	48.100.AD	03	2	72210485	35.356.AK	01	10
72210186	48.100.AD	04	2	72210486	35.356.AK	01	14
72210187	48.100.AD	02	7	72210487	35.356.AK	01	18

Number	Figure	Sequence	Ref.	Number	Figure	Sequence	Ref.
72210488	35.356.AK	01	17	72214526	35.359.AE	02	2
72210489	35.356.AK	01	3	72214526	35.359.AE	03	3
72210490	35.356.AK	01	4	72214527	35.360.AB	01	12
72210491	35.356.AK	01	7	72214527	35.360.AB	02	26
72210491	35.360.AB	03	6	72214533	35.360.AB	02	2
72210492	35.356.AK	01	20	72214535	35.357.AK	01	1
72210493	35.356.AK	01	19	72214537	35.360.AJ	03	2
72210494	35.356.AK	01	22	72214541	35.106.AO	03	2
72210523	48.134.AA	02	12	72214541	35.359.AE	03	9
72210527	48.134.AE		2	72214542	35.300.AB	03	1
72211160	35.310.AA	02	21	72214542	35.354.AC	01	3
72211282	35.106.AD	01	12	72214542	35.360.AB	01	9
72211282	35.352.AL	02	28	72214542	35.360.AB	02	21
72211285	35.106.AD	01	32	72214543	35.357.AK	01	2
72212247	35.360.AM	05	9	72214543	35.360.AJ	02	1
72212247	35.360.AM	06	9	72214546	35.360.AJ	03	15
72213791	90.102.AG		22	72214548	35.357.AD		6
72214363	50.200.AC		2	72214551	35.357.AD		12
72214500	35.300.AI		16	72214556	35.357.AD		2
72214501	35.300.AI		19	72214557	35.354.AC	01	1
72214502	00.000.02	01	7	72214558	35.359.AE	02	1
72214502	35.300.AI		18	72214558	35.359.AE	05	13
72214503	35.300.AI		17	72214561	35.360.AJ	02	5
72214504	35.300.AI		15	72214663	35.106.AO	01	3
72214522	35.356.AR		8	72214668	35.300.AB	02	2
72214522	35.359.AE	02	4	72214669	35.354.AC	02	1
72214522	35.360.AJ	02	4	72214711	35.354.AC	02	5
72214523	35.355.AD	01	3	72214714	35.352.AI		1
72214523	35.355.AD	02	3	72214731	35.357.AK	01	5
72214523	35.357.AD		5	72214734	35.106.AO	02	5
72214523	35.357.AK	01	7	72214734	35.359.AE	01	5
72214523	35.357.AP		2	72214735	35.106.AO	02	8
72214523	35.357.AP		5	72214735	35.360.AB	01	10
72214523	35.359.AE	02	5	72214735	35.360.AB	02	22
72214523	35.359.AE	03	2	72214744	35.353.AF	02	22
72214524	35.300.AB	03	4	72214744	35.354.AC	01	2
72214524	35.353.AF	02	14	72214744	35.357.AD		4
72214524	35.359.AE	02	7	72214744	35.357.AK	01	6
72214524	35.359.AE	03	7	72214744	35.359.AE	02	9
72214524	35.360.AB	01	7	72214744	35.359.AE	04	2
72214524	35.360.AB	02	19	72214744	35.360.AB	01	6
72214524	35.360.AJ	03	10	72214744	35.360.AJ	03	5
72214525	35.356.AR		9	72214762	35.354.AC	02	2
72214525	35.359.AE	02	13	72214775	35.357.AK	02	7
72214525	35.359.AE	03	8	72214775	35.359.AE	02	8
72214525	35.359.AE	04	9	72214782	35.359.AE	04	3
72214525	35.360.AB	01	8	72215152	35.360.AM	02	15
72214525	35.360.AJ	02	6	72215152	35.360.AM	03	15
72214526	35.106.AO	02	6	72215152	35.360.AM	04	15
72214526	35.106.AO	03	3	72215152	35.360.AM	05	4

INDEX - INDICE - INDEX - ZAHLENVERZEICHNIS - INDICE - INDICE - INDHOLD - INHOUD

Number	Figure	Sequence	Ref.	Number	Figure	Sequence	Ref.
72215152	35.360.AM	06	4	72219489	10.254.AI		2
72215152	35.360.AM	07	4	72230314	35.353.AD	01	3
72215288	35.360.AB	02	23	72230314	35.353.AD	02	2
72215288	35.360.AJ	03	11	72230408	00.000.02	01	8
72215300	35.360.AB	03	1	72230408	35.300.AI		22
72215301	35.360.AB	03	5	72259980	35.359.AE	03	5
72215357	35.106.AD	02	14	72275189	90.114.BE	03	10
72215372	35.352.AL	03	35	72283072	35.352.AL	02	30
72215374	35.352.AL	03	20	72283080	35.360.AB	02	36
72215386	35.106.AD	02	4	72283326	35.360.AI	02	3
72215387	35.106.AD	01	29	72283478	35.737.AE	01	1
72215387	35.106.AD	02	13	72283478	35.737.AE	01	15
72215395	35.106.AD	01	21	72283478	35.738.AE		13
72215395	35.106.AD	02	24	72283478	84.912.AA	01	1
72215396	35.106.AD	02	12	72283478	84.912.AA	02	1
72215443	35.737.AE	01	14	72283478	84.912.AA	03	1
72215461	35.106.AD	01	33	72283559	35.360.AJ	02	7
72215461	35.106.AD	02	20	72283605	35.360.AB	02	38
72215463	35.106.AD	01	4	72283605	35.360.AJ	03	22
72215463	35.106.AD	02	15	72283608	35.360.AB	02	24
72215525	35.310.AC	01	2	72283853	35.360.AB	01	11
72215526	35.310.AC	01	3	72284158	50.200.AC		1
72215527	35.310.AC	01	5	72284849	35.357.AD		13
72215528	35.310.AC	01	6	72284849	35.359.AE	02	3
72215529	35.310.AC	01	7	72285615	35.360.AJ	03	6
72215596	35.310.AA	08	3	72950241	90.118.BM	01	3
72215596	35.310.AA	08	9	72950285	35.310.AA	02	17
72216206	35.310.AC	01	8	72950285	35.310.AA	03	6
72216207	35.310.AC	01	9	72950285	35.310.AA	04	8
72216208	35.310.AC	01	10	72950285	35.310.AA	05	9
72216209	35.310.AC	01	14	72950285	35.310.AA	06	10
72216210	35.310.AC	01	15	72950424	35.359.AE	04	12
72217374	35.106.AD	01	36	72950622	90.108.AA		8
72217375	35.106.AD	01	34	72950894	55.100.DO	02	9
72217376	35.106.AD	01	13	72951026	35.354.AA	02	1
72217377	35.106.AD	02	6	72951496	35.355.AD	01	17
72217379	35.106.AD	02	1	72951496	35.355.AD	02	17
72217380	35.106.AD	02	22	72951499	10.206.AF	01	6
72217382	35.106.AD	02	21	72951499	10.206.AG		6
72217392	10.202.AB	02	6	72951499	10.400.AK		20
72217405	35.300.AB	02	1	72951499	35.300.AB	04	2
72217405	35.353.AF	02	12	72951499	35.355.AD	01	14
72217405	35.353.AF	02	23	72951499	35.355.AD	02	13
72217408	35.360.AB	02	16	72951499	35.356.AR		15
72217409	35.106.AO	02	12	72951499	35.357.AD		10
72217471	35.106.AD	01	14	72951499	35.360.AJ	02	8
72217475	35.106.AD	01	48	72951499	50.200.AC		16
72217476	35.106.AD	02	2	72951499	55.101.AA	03	9
72219119	35.106.AD	02	3	72951499	55.101.AA	05	3
72219365	35.106.AL		5	72951499	55.404.AC		7

INDEX - INDICE - INDEX - ZAHLENVERZEICHNIS - INDICE - INDICE - INDHOLD - INHOUD

Number	Figure	Sequence	Ref.	Number	Figure	Sequence	Ref.
72951499	55.404.AF	03	2	72963970	35.106.AD	03	7
72951499	55.408.BE		1	72963972	35.106.AD	03	5
72951499	55.512.AA	01	4	72963976	35.106.AD	01	41
72951499	55.530.AD		2	72963995	35.106.AD	03	17
72951499	55.991.AD		6	72963996	35.106.AD	03	8
72951984	55.201.AH		5	72963997	35.106.AD	03	10
72952742	55.510.BL	02	4	72964097	50.200.AC		13
72952745	55.015.AA		3	72964141	90.102.AG		4
72952745	55.100.DO	02	11	72964141	90.102.BT	01	15
72953349	55.201.AH		1	72964141	90.102.BT	02	14
72953856	35.357.AK	01	4	72964142	90.102.AG		5
72953884	84.100.AP	01	2	72964142	90.102.BT	01	16
72954179	35.360.AB	02	17	72964142	90.102.BT	02	15
72954208	10.206.AF	01	14	72964210	35.310.AA	04	11
72954322	35.128.AE		2	72964210	35.310.AA	05	11
72954868	50.300.AC	01	9	72964211	35.310.AA	04	1
72954868	90.160.AF	01	20	72964211	35.310.AA	05	1
72954985	35.359.AE	03	4	72964211	35.310.AA	06	19
72954988	35.360.AB	01	13	72964212	35.310.AA	03	9
72955421	39.101.AA	01	1	72964469	35.106.AD	01	5
72955434	35.360.AJ	03	13	72964485	35.106.AD	01	8
72955472	35.300.AB	02	7	72964498	35.106.AD	03	3
72955526	35.360.AB	01	5	72964521	35.360.AI	02	11
72955526	35.360.AB	03	9	74104162	55.011.AE	02	7
72955893	35.360.AB	02	15	75201641	55.404.AF	02	7
72955893	35.360.AJ	03	7	75201642	10.210.AF		9
72955941	55.100.DO	02	10	75201642	10.400.AP	02	3
72956186	55.100.DO	02	13	75201642	35.353.AF	02	6
72957828	35.300.AI		7	75201642	35.360.AH	02	6
72958681	35.355.AH		6	75201642	35.360.AM	08	8
72958811	35.310.AA	02	24	75201642	50.200.AB	02	13
72958881	35.106.AD	01	9	75201642	55.101.AA	01	5
72958882	35.106.AD	01	47	75201642	55.404.AF	01	14
72959581	35.360.AB	02	3	75201642	55.404.AL	03	8
72959886	50.200.AB	02	8	75201642	71.460.AF		15
72960147	35.354.AA	02	9	75203027	55.404.AL	03	6
72960479	35.106.AD	03	11	75205148	10.001.AK		9
72960987	35.360.AI	02	2	75245286	84.100.AB	02	17
72961286	35.360.AJ	03	8	75245286	84.100.AB	04	17
72962148	35.106.AD	01	38	75245286	84.100.AB	06	17
72962149	35.106.AD	01	43	75245286	84.100.AB	08	17
72962150	35.106.AD	01	6	75245286	84.100.AB	10	17
72962151	35.106.AD	02	25	75245286	84.100.AB	12	17
72962208	35.106.AD	01	19	75245286	84.100.AB	14	17
72962215	35.106.AD	01	17	75245286	84.100.AB	16	22
72962216	35.106.AD	01	28	75245286	84.100.AB	18	22
72962321	35.300.AI		5	75245286	84.100.AB	19	21
72963962	35.106.AD	01	44	75245286	84.100.AB	20	22
72963968	35.106.AD	03	2	75245286	84.100.AB	23	22
72963969	35.106.AD	03	1	75245286	84.100.AB	25	22

INDEX - INDICE - INDEX - ZAHLENVERZEICHNIS - INDICE - INDICE - INDHOLD - INHOUD

Number	Figure	Sequence	Ref.	Number	Figure	Sequence	Ref.
75245286	84.100.AB	27	22	75261418	84.912.AB		15
75247405	55.404.AL	01	10	75261419	84.910.AA		11
75247405	55.404.AL	02	10	75261419	84.910.AC		12
75248827	55.302.AG	01	3	75261419	84.912.AB		16
75252602	55.404.AL	01	8	75261587	84.912.AB		22
75252602	55.404.AL	02	8	75261588	84.912.AB		23
75254844	39.100.AB	01	3	75261589	84.910.AC		18
75256026	84.100.AB	15	4	75261589	84.912.AB		4
75256026	84.100.AB	16	4	75261590	84.912.AB		24
75256026	84.100.AB	17	4	75261591	84.100.AB	01	14
75256026	84.100.AB	18	4	75261591	84.100.AB	02	14
75256026	84.100.AB	19	4	75261591	84.100.AB	03	14
75256026	84.100.AB	20	4	75261591	84.100.AB	04	14
75256026	84.100.AB	22	4	75261591	84.100.AB	05	14
75256026	84.100.AB	23	4	75261591	84.100.AB	06	14
75256026	84.100.AB	24	4	75261591	84.100.AB	07	14
75256026	84.100.AB	25	4	75261591	84.100.AB	08	14
75256026	84.100.AB	26	4	75261591	84.100.AB	09	14
75256026	84.100.AB	27	4	75261591	84.100.AB	10	14
75256026	84.100.AP	02	2	75261591	84.100.AB	11	14
75256026	84.912.AB		30	75261591	84.100.AB	12	14
75256028	55.404.AF	01	8	75261591	84.100.AB	13	14
75256034	39.140.AM		12	75261591	84.100.AB	14	14
75256993	90.108.AB	01	6	75261591	84.100.AB	15	2
75256993	90.108.AB	02	10	75261591	84.100.AB	16	2
75257743	84.100.AB	06	1	75261591	84.100.AB	17	2
75257744	84.100.AB	04	1	75261591	84.100.AB	18	2
75257746	84.100.AB	02	1	75261591	84.100.AB	19	2
75259613	55.302.AG	01	4	75261591	84.100.AB	20	2
75260551	84.100.AB	15	14	75261591	84.100.AB	22	2
75260551	84.100.AB	16	14	75261591	84.100.AB	23	2
75260551	84.100.AB	17	14	75261591	84.100.AB	24	2
75260551	84.100.AB	18	14	75261591	84.100.AB	25	2
75260551	84.100.AB	19	14	75261591	84.100.AB	26	2
75260551	84.100.AB	20	14	75261591	84.100.AB	27	2
75260551	84.100.AB	22	14	75261591	84.100.AB	30	2
75260551	84.100.AB	23	14	75261591	84.100.AB	31	2
75260551	84.100.AB	24	14	75261591	84.910.AC		5
75260551	84.100.AB	25	14	75261591	84.912.AB		26
75260551	84.100.AB	26	14	75261592	84.100.AB	01	13
75260551	84.100.AB	27	14	75261592	84.100.AB	02	13
75261121	84.100.AB	30	11	75261592	84.100.AB	03	13
75261295	84.100.AB	31	11	75261592	84.100.AB	04	13
75261414	84.910.AC		17	75261592	84.100.AB	05	13
75261414	84.912.AB		5	75261592	84.100.AB	06	13
75261417	84.910.AA		9	75261592	84.100.AB	07	13
75261417	84.910.AC		10	75261592	84.100.AB	08	13
75261417	84.912.AB		14	75261592	84.100.AB	09	13
75261418	84.910.AA		10	75261592	84.100.AB	10	13
75261418	84.910.AC		11	75261592	84.100.AB	11	13

INDEX - INDICE - INDEX - ZAHLENVERZEICHNIS - INDICE - INDICE - INDHOLD - INHOUD

Number	Figure	Sequence	Ref.	Number	Figure	Sequence	Ref.
75261592	84.100.AB	12	13	75264389	84.100.AB	20	16
75261592	84.100.AB	13	13	75264389	84.100.AB	22	16
75261592	84.100.AB	14	13	75264389	84.100.AB	23	16
75261592	84.100.AB	15	1	75264389	84.100.AB	24	16
75261592	84.100.AB	16	1	75264389	84.100.AB	25	16
75261592	84.100.AB	17	1	75264389	84.100.AB	26	16
75261592	84.100.AB	18	1	75264389	84.100.AB	27	16
75261592	84.100.AB	19	1	75264858	55.404.AF	01	1
75261592	84.100.AB	20	1	75264858	55.404.AF	02	1
75261592	84.100.AB	22	1	75265094	84.100.AB	31	12
75261592	84.100.AB	23	1	75269198	10.400.AK		1
75261592	84.100.AB	24	1	75283949	55.404.AF	01	9
75261592	84.100.AB	25	1	75288330	55.404.AL	03	2
75261592	84.100.AB	26	1	75321678	39.100.AB	01	4
75261592	84.100.AB	27	1	75321678	48.100.AD	02	16
75261592	84.100.AB	30	1	75321678	48.100.AD	03	15
75261592	84.100.AB	31	1	75321678	48.100.AD	04	15
75261592	84.910.AC		6	75322110	84.100.AB	12	1
75261592	84.912.AB		27	75322135	84.100.AB	10	1
75261593	84.910.AC		7	75323294	84.100.AB	08	1
75261593	84.912.AB		29	75325708	39.100.AB	02	6
75261692	35.353.AF	02	5	75325824	84.100.AB	01	11
75261700	35.353.AF	02	4	75325824	84.100.AB	02	11
75261771	39.100.AB	01	5	75325824	84.100.AB	03	11
75261827	39.100.AB	02	1	75325824	84.100.AB	04	11
75261952	55.404.AF	02	3	75325824	84.100.AB	05	11
75261989	35.300.AI		21	75325824	84.100.AB	06	11
75262146	39.140.AM		10	75325824	84.100.AB	07	11
75262147	39.140.AM		7	75325824	84.100.AB	08	11
75262148	39.140.AM		8	75325824	84.100.AB	09	11
75262149	39.140.AM		9	75325824	84.100.AB	10	11
75262159	84.910.AC		19	75325824	84.100.AB	11	11
75262204	35.106.AB		12	75325824	84.100.AB	12	11
75262388	71.460.AF		12	75325824	84.100.AB	13	11
75262389	71.460.AF		10	75325824	84.100.AB	14	11
75262517	10.400.AP	01	15	75325824	84.100.AB	15	9
75263685	48.138.AB	03	12	75325824	84.100.AB	16	9
75263813	84.912.AA	01	2	75325824	84.100.AB	17	9
75263813	84.912.AA	02	2	75325824	84.100.AB	18	9
75263813	84.912.AA	03	2	75325824	84.100.AB	19	9
75263815	84.912.AA	01	3	75325824	84.100.AB	20	9
75263815	84.912.AA	02	3	75325824	84.100.AB	22	9
75263815	84.912.AA	03	3	75325824	84.100.AB	23	9
75263924	10.216.AA		5	75325824	84.100.AB	24	9
75264237	55.404.AL	03	1	75325824	84.100.AB	25	9
75264389	84.100.AB	15	16	75325824	84.100.AB	26	9
75264389	84.100.AB	16	16	75325824	84.100.AB	27	9
75264389	84.100.AB	17	16	75325824	84.100.AB	30	9
75264389	84.100.AB	18	16	75325824	84.100.AB	31	9
75264389	84.100.AB	19	16	75325825	84.100.AB	01	7

INDEX - INDICE - INDEX - ZAHLENVERZEICHNIS - INDICE - INDICE - INDHOLD - INHOUD

Number	Figure	Sequence	Ref.	Number	Figure	Sequence	Ref.
75325825	84.100.AB	02	7	75325826	84.100.AB	25	13
75325825	84.100.AB	03	7	75325826	84.100.AB	26	13
75325825	84.100.AB	04	7	75325826	84.100.AB	27	13
75325825	84.100.AB	05	7	75325826	84.100.AB	30	8
75325825	84.100.AB	06	7	75325826	84.100.AB	31	7
75325825	84.100.AB	07	7	75326006	39.103.AD		2
75325825	84.100.AB	08	7	75326627	84.100.AD	01	4
75325825	84.100.AB	09	7	75326628	84.100.AD	01	2
75325825	84.100.AB	10	7	75327080	84.100.AB	01	6
75325825	84.100.AB	11	7	75327080	84.100.AB	02	16
75325825	84.100.AB	12	7	75327080	84.100.AB	03	6
75325825	84.100.AB	13	7	75327080	84.100.AB	04	16
75325825	84.100.AB	14	7	75327080	84.100.AB	05	6
75325825	84.100.AB	15	8	75327080	84.100.AB	06	16
75325825	84.100.AB	16	8	75327080	84.100.AB	07	6
75325825	84.100.AB	17	8	75327080	84.100.AB	08	16
75325825	84.100.AB	18	8	75327080	84.100.AB	09	6
75325825	84.100.AB	19	8	75327080	84.100.AB	10	16
75325825	84.100.AB	20	8	75327080	84.100.AB	11	6
75325825	84.100.AB	22	8	75327080	84.100.AB	12	16
75325825	84.100.AB	23	8	75327080	84.100.AB	13	6
75325825	84.100.AB	24	8	75327080	84.100.AB	14	16
75325825	84.100.AB	25	8	75327080	84.100.AB	30	10
75325825	84.100.AB	26	8	75327080	84.100.AB	31	10
75325825	84.100.AB	27	8	75327081	84.100.AB	01	12
75325825	84.100.AB	30	5	75327081	84.100.AB	02	12
75325825	84.100.AB	31	8	75327081	84.100.AB	03	12
75325826	84.100.AB	01	10	75327081	84.100.AB	04	12
75325826	84.100.AB	02	10	75327081	84.100.AB	05	12
75325826	84.100.AB	03	10	75327081	84.100.AB	06	12
75325826	84.100.AB	04	10	75327081	84.100.AB	07	12
75325826	84.100.AB	05	10	75327081	84.100.AB	08	12
75325826	84.100.AB	06	10	75327081	84.100.AB	09	12
75325826	84.100.AB	07	10	75327081	84.100.AB	10	12
75325826	84.100.AB	08	10	75327081	84.100.AB	11	12
75325826	84.100.AB	09	10	75327081	84.100.AB	12	12
75325826	84.100.AB	10	10	75327081	84.100.AB	13	12
75325826	84.100.AB	11	10	75327081	84.100.AB	14	12
75325826	84.100.AB	12	10	75327081	84.100.AB	30	3
75325826	84.100.AB	13	10	75327081	84.100.AB	31	3
75325826	84.100.AB	14	10	75327104	84.100.AB	15	3
75325826	84.100.AB	15	13	75327104	84.100.AB	16	3
75325826	84.100.AB	16	13	75327104	84.100.AB	17	3
75325826	84.100.AB	17	13	75327104	84.100.AB	18	3
75325826	84.100.AB	18	13	75327104	84.100.AB	19	3
75325826	84.100.AB	19	13	75327104	84.100.AB	20	3
75325826	84.100.AB	20	13	75327104	84.100.AB	22	3
75325826	84.100.AB	22	13	75327104	84.100.AB	23	3
75325826	84.100.AB	23	13	75327104	84.100.AB	24	3
75325826	84.100.AB	24	13	75327104	84.100.AB	25	3

INDEX - INDICE - INDEX - ZAHLENVERZEICHNIS - INDICE - INDICE - INDHOLD - INHOUD

Number	Figure	Sequence	Ref.	Number	Figure	Sequence	Ref.
75327104	84.100.AB	26	3	84168140	84.100.AB	07	5
75327104	84.100.AB	27	3	84168140	84.100.AB	09	5
75327104	84.912.AB		9	84168140	84.100.AB	11	5
75327106	84.100.AB	15	15	84168140	84.100.AB	13	5
75327106	84.100.AB	16	15	84175610	55.404.AC		9
75327106	84.100.AB	17	15	84189984	35.352.AL	01	6
75327106	84.100.AB	18	15	84216123	84.100.AB	01	4
75327106	84.100.AB	19	15	84216123	84.100.AB	03	4
75327106	84.100.AB	20	15	84216123	84.100.AB	05	4
75327106	84.100.AB	22	15	84216123	84.100.AB	07	4
75327106	84.100.AB	23	15	84216123	84.100.AB	09	4
75327106	84.100.AB	24	15	84216123	84.100.AB	11	4
75327106	84.100.AB	25	15	84216123	84.100.AB	13	4
75327106	84.100.AB	26	15	84251802	55.302.AG	01	5
75327106	84.100.AB	27	15	84254196	84.100.AB	15	19
75327320	84.100.AB	30	12	84254196	84.100.AB	17	19
75327563	10.400.AP	02	2	84254196	84.100.AB	19	19
76021800	55.404.AL	01	2	84254196	84.100.AB	22	19
76021800	55.404.AL	02	2	84254196	84.100.AB	24	19
76030024	48.100.AD	02	6	84254196	84.100.AB	26	19
76030024	48.100.AD	03	6	84254582	84.100.AB	01	2
76030024	48.100.AD	04	6	84254582	84.100.AB	03	2
78100138	35.360.AM	02	7	84254582	84.100.AB	05	2
78100138	35.360.AM	03	7	84254582	84.100.AB	07	2
78100138	35.360.AM	04	7	84254582	84.100.AB	09	2
79069460	55.404.AF	02	2	84254582	84.100.AB	11	2
79069460	55.404.BS		3	84254582	84.100.AB	13	2
79083943	48.134.AE		1	84268140	84.100.AB	05	5
79089658	55.404.AF	01	2	84269424	10.400.BE		1
79089658	55.404.AF	02	8	84269596	10.206.AF	01	1
79089658	55.404.AL	01	11	84273550	00.000.02	01	12
79089658	55.404.AL	02	11	84273550	10.206.AF	01	15
79089658	55.404.AL	03	3	84273562	00.000.02	01	10
79102142	10.202.AB	02	5	84273562	10.206.AG		8
825-1408	55.302.AG	01	1	84273566	00.000.02	01	11
8282270	84.100.AD	01	3	84273566	10.206.AF	02	2
84121866	35.736.AC	01	20	84281891	10.206.AG		7
84123792	50.200.AC		12	84289935	84.100.AB	15	17
84123793	50.200.AC		11	84289935	84.100.AB	17	17
84130880	55.510.BL	01	1	84289935	84.100.AB	19	17
84130880	55.510.BL	02	1	84289935	84.100.AB	22	17
84136413	55.512.BG		2	84289935	84.100.AB	24	17
84146008	10.001.AK		3	84289935	84.100.AB	26	17
84152771	35.353.AD	03	2	84289946	84.100.AB	19	20
84161860	50.200.AC		26	84289946	84.100.AB	22	20
84163381	90.114.BE	03	6	84289946	84.100.AB	24	20
84164716	55.404.AC		12	84289946	84.100.AB	26	20
84167034	10.220.AA		15	84289948	84.100.AB	15	20
84168140	84.100.AB	01	5	84289948	84.100.AB	17	20
84168140	84.100.AB	03	5	84301094	55.404.AL	02	1

INDEX - INDICE - INDEX - ZAHLENVERZEICHNIS - INDICE - INDICE - INDHOLD - INHOUD

Number	Figure	Sequence	Ref.	Number	Figure	Sequence	Ref.
84301103	55.404.AL	02	1	87333059	35.106.AD	01	46
84319013	90.108.AB	01	9	87333061	35.106.AD	01	40
84319614	35.300.AI		29	87333062	35.106.AD	01	11
84399213	55.512.AA	01	2	87333063	35.106.AD	01	37
84405368	35.736.AC	01	11	87333064	35.106.AD	01	15
84405370	35.736.AC	01	13	87333069	35.106.AD	01	39
84405371	35.736.AC	01	12	87333070	35.106.AD	01	2
84468361	90.108.AB	02	3	87333071	35.106.AD	01	31
84469231	55.011.AE	02	1	87333132	35.310.AA	02	6
84485553	55.512.AA	01	8	87333132	35.310.AA	03	16
84495413	90.108.AB	01	2	87333132	35.310.AA	06	3
84495413	90.108.AB	02	5	87334470	84.910.AC		14
84495413	90.108.AB	02	8	87336044	35.360.AJ	02	3
84517111	90.108.AB	02	16	87338408	35.357.AK	03	13
84517113	90.108.AB	01	7	87338432	35.354.AC	02	4
84517113	90.108.AB	02	1	87338497	35.106.AO	02	1
84521888	35.300.AI		3	87338500	35.106.AO	02	10
84523216	10.400.AK		7	87338501	35.360.AB	02	4
84535282	10.206.AF	01	17	87338536	35.357.AK	01	9
84540274	90.108.AB	02	12	87338537	35.360.AB	01	4
84540512	55.201.AG		3	87338540	35.357.AK	03	3
84556851	55.991.AD		1	87338542	35.357.AK	03	7
84558035	90.108.AB	03	1	87340507	10.400.BE		8
84558036	90.108.AB	03	4	87343521	35.360.AM	01	12
84568818	55.991.AD		2	87343521	35.736.AC	01	10
84570393	55.991.AD		5	87349053	35.738.AA		12
84598770	90.102.BT	02	17	87349054	35.738.AA		8
84601268	90.102.BT	02	6	87353455	10.206.AF	01	3
84601796	90.102.BT	01	13	87353455	10.206.AG		1
84602677	90.102.BT	02	9	87356682	90.100.AU	03	9
857-10035	35.352.AI		6	87356683	90.100.AU	03	10
857-10035	35.354.AF	01	8	87357734	55.408.AG		1
857-10035	35.359.AE	05	19	87362959	35.106.AB		1
85808422	84.910.AA		21	87362973	35.360.AM	04	16
8602542	10.206.AF	01	7	87363966	35.106.AD	04	7
86026037	10.400.AP	02	8	87365494	55.404.AL	01	1
86500658	90.150.AJ		7	87365495	55.404.AL	01	1
86508616	90.100.AU	01	3	87368808	90.108.AA		4
86511324	90.118.BM	02	8	87368809	90.108.AB	03	2
86511326	10.216.AA		10	87369423	39.101.AA	01	5
86577945	90.118.AX	02	6	87369424	39.101.AA	01	25
86577946	90.118.AX	01	16	87369427	35.352.AL	01	3
86625003	90.118.BM	01	7	87369430	35.352.AL	01	7
86625038	10.206.AF	01	11	87369444	35.738.AA		1
86625255	90.102.AG		7	87379464	90.120.AD	02	2
86625255	90.118.AX	01	12	87379467	90.120.AD	02	10
86625255	90.118.AX	02	2	87379467	90.124.AC	02	1
86639037	35.360.AB	01	14	87382965	35.360.AM	07	9
87328442	10.400.AK		22	87386068	35.128.AD		1
87328443	10.400.AK		23	87395451	35.736.AA		14

Number	Figure	Sequence	Ref.	Number	Figure	Sequence	Ref.
87395454	35.736.AA		12	87525505	84.912.AA	02	11
87396711	35.360.AM	08	2	87525505	84.912.AA	03	11
87396713	35.360.AM	08	7	87526661	10.400.AP	02	5
87396715	35.360.AM	08	5	87526662	10.400.AP	01	1
87396720	35.360.AM	08	4	87526664	10.400.AP	01	10
87396721	35.360.AM	08	6	87526665	10.400.AP	01	8
87397171	35.357.AP		1	87526666	10.400.AP	01	9
87397171	35.359.AE	02	10	87526667	10.400.AP	01	16
87397448	35.359.AE	04	6	87526680	10.206.AG		11
87397451	35.359.AE	04	5	87526680	10.400.AK		3
87397561	35.106.AO	01	5	87526680	35.354.AC	01	5
87397568	35.357.AK	01	3	87526680	35.356.AR		16
87397568	35.357.AK	02	9	87526680	35.357.AD		11
87397569	35.300.AB	01	2	87526680	35.357.AK	01	12
87397569	35.359.AE	05	1	87526680	35.357.AP		7
87397569	35.360.AH	01	14	87526680	35.360.AH	02	7
87397570	35.359.AE	05	15	87526680	50.200.AC		28
87397570	35.360.AH	01	16	87526680	55.101.AA	01	2
87470124	55.404.AF	01	7	87526680	55.101.AA	03	8
87472588	39.103.AD		1	87526680	55.101.AA	05	2
87475561	55.011.AE	01	18	87526680	55.408.BE		2
87475562	55.011.AE	01	19	87526680	55.530.AD		3
87496747	90.102.BT	02	25	87527530	55.405.CI		2
87497363	90.102.BT	01	27	87527531	35.360.AH	01	18
87497363	90.102.BT	02	26	87527533	55.405.CI		1
87520007	35.360.AH	02	5	87527533	55.512.BG		1
87520007	35.360.AI	01	1	87527880	35.354.AF	01	12
87520007	35.360.AI	02	13	87528089	35.106.AB		10
87521245	84.910.AA		18	87528090	35.106.AB		11
87521852	90.160.BC		1	87528129	35.352.AI		4
87521882	35.360.AH	01	15	87528664	35.359.AE	05	18
87521883	35.360.AH	01	8	87528665	35.359.AE	05	21
87521884	35.360.AH	01	9	87528672	35.355.AD	03	3
87522431	35.360.AJ	01	5	87528679	35.355.AD	03	2
87522432	35.355.AD	01	9	87529476	50.300.AB		2
87522432	35.355.AD	02	12	87529490	50.200.AB	01	2
87522432	35.356.AR		7	87529496	50.200.AB	01	6
87522432	35.360.AJ	01	4	87529497	50.200.AB	01	7
87524750	35.300.AI		23	87529502	55.050.AA		2
87524864	35.356.AK	02	1	87529938	35.357.AP		4
87524865	35.356.AK	02	2	87530582	35.106.AO	01	6
87524873	35.356.AK	02	5	87530988	10.202.AB	01	8
87524874	35.356.AK	02	6	87530988	10.202.AB	02	4
87524894	35.300.AB	03	3	87531048	35.357.AK	03	9
87524894	35.360.AB	02	6	87531049	35.357.AK	03	10
87524900	35.359.AE	01	3	87531050	35.357.AK	03	14
87524901	35.359.AE	01	12	87531051	35.357.AK	02	8
87524902	35.106.AO	01	2	87531052	35.357.AK	02	6
87524903	35.128.AD		2	87531053	35.357.AK	02	3
87525505	84.912.AA	01	11	87531068	35.357.AK	03	11

Number	Figure	Sequence	Ref.	Number	Figure	Sequence	Ref.
87531069	35.357.AK	03	12	87547562	35.737.AE	02	4
87531507	84.910.AA		17	87547562	35.737.AE	03	4
87531507	84.912.AA	01	7	87547564	35.737.AE	05	1
87531507	84.912.AA	02	7	87547571	10.400.BE		3
87531507	84.912.AA	03	7	87549839	39.101.AA	02	9
87531536	90.102.AG		20	87550707	10.414.AC		1
87531552	90.102.BT	02	18	87550878	55.101.AA	04	25
87531589	90.102.BT	02	31	87551689	55.404.AL	03	5
87532105	35.128.AE		7	87552690	35.737.AA		21
87532117	35.354.AA	01	1	87552691	35.737.AA		20
87532117	35.354.AA	02	11	87552692	35.737.AA		2
87532858	50.200.AB	01	9	87552693	35.737.AA		1
87532888	35.106.AO	03	1	87552694	35.737.AA		6
87532891	35.106.AO	02	7	87552695	35.737.AA		4
87532893	35.106.AO	02	9	87552696	35.737.AA		12
87532949	35.300.AB	02	5	87552697	35.737.AA		15
87533078	35.356.AR		4	87552698	35.737.AA		14
87533078	35.360.AJ	03	3	87555669	35.360.AM	04	8
87533102	35.356.AR		11	87555883	10.210.AF		11
87533336	84.912.AA	01	9	87555884	10.210.AF		3
87533336	84.912.AA	02	9	87556737	35.360.AM	02	10
87533336	84.912.AA	03	9	87556737	35.360.AM	03	10
87533338	84.912.AA	01	8	87556738	35.360.AM	02	8
87533338	84.912.AA	02	8	87556738	35.360.AM	03	8
87533338	84.912.AA	03	8	87557379	35.353.AF	02	2
87533342	84.912.AA	01	10	87557380	35.353.AF	02	3
87533342	84.912.AA	02	10	87557643	35.360.AB	01	1
87533342	84.912.AA	03	10	87557658	35.300.AB	02	4
87533362	90.100.AU	03	8	87558032	84.100.AB	14	1
87533363	90.100.AU	03	15	87558547	35.360.AM	04	10
87533389	35.737.AE	01	4	87559156	55.100.DO	01	9
87533392	35.737.AE	02	1	87559156	55.101.AA	03	7
87533392	35.737.AE	03	1	87559156	55.404.AC		11
87533392	35.737.AE	04	1	87559156	55.408.BE		4
87533580	35.300.AB	01	5	87559395	55.201.AG		1
87533586	35.300.AB	01	12	87559396	55.201.AG		26
87533854	35.300.AB	01	13	87561516	48.134.AE		8
87534195	10.254.AI		10	87564296	55.101.AA	03	3
87534197	10.254.AI		6	87564844	00.000.02	01	5
87536897	35.360.AJ	02	2	87564844	10.202.AB	02	8
87537460	35.356.AR		6	87564846	00.000.02	01	4
87539072	10.216.AA		12	87564846	10.202.AB	02	7
87540076	10.206.AG		4	87565331	55.201.AG		5
87540078	10.206.AG		5	87565332	55.201.AG		21
87543175	35.738.AA		9	87565334	55.201.AG		22
87543176	35.736.AA		11	87565335	55.201.AG		23
87543300	84.100.AP	01	4	87565336	55.201.AG		24
87544490	35.357.AP		3	87565337	55.201.AG		7
87544499	35.737.AE	01	13	87565339	55.201.AG		27
87544502	35.737.AE	01	20	87565340	55.201.AG		6

Number	Figure	Sequence	Ref.	Number	Figure	Sequence	Ref.
87565341	55.201.AG		8	87598540	35.736.AC	03	1
87565343	55.201.AG		10	87598541	35.736.AC	03	5
87565344	55.408.AG		2	87598542	35.737.AE	01	8
87568522	55.012.AC		4	87598545	35.737.AE	01	9
87570965	90.151.AG		3	87599310	84.910.AC		20
87570967	90.151.AG		4	87599312	35.736.AC	01	18
87571058	55.101.AA	02	2	87599313	35.736.AC	01	19
87571059	55.101.AA	02	3	87599314	35.736.AC	01	21
87573248	35.300.AB	01	1	87599316	35.736.AC	01	14
87576765	35.737.AA		31	87599317	35.736.AC	01	7
87576766	35.737.AA		29	87599318	35.360.AM	01	20
87576767	35.737.AA		30	87599318	35.736.AC	01	17
87576768	35.737.AA		16	87599319	35.736.AC	01	8
87576769	35.737.AA		17	87599320	35.360.AM	01	11
87579055	35.359.AE	02	11	87599320	35.736.AC	01	9
87579056	90.100.AU	03	12	87599321	35.736.AC	01	16
87579057	90.100.AU	03	6	87599323	35.360.AM	01	17
87579445	10.400.AP	01	13	87599323	35.736.AC	01	6
87579592	55.011.AE	02	3	87599324	35.360.AM	01	8
87579594	35.360.AG		1	87599324	35.736.AC	01	3
87579594	35.360.AH	02	1	87599329	84.910.AA		13
87579594	35.360.AI	01	2	87599333	84.910.AA		14
87583756	90.120.AD	02	1	87599334	84.910.AA		7
87583756	90.124.AC	02	2	87599336	84.910.AA		2
87583758	90.120.AD	02	9	87599355	84.910.AA		3
87583759	90.120.AD	02	11	87599356	84.910.AA		4
87583759	90.124.AC	02	8	87599360	84.910.AC		2
87583764	90.120.AD	02	13	87599362	35.738.AE		11
87583764	90.124.AC	02	9	87599364	35.738.AE		10
87583766	90.120.AD	02	8	87599368	35.738.AE		3
87583767	90.120.AD	02	14	87599369	35.736.AC	02	11
87584110	55.100.DO	02	5	87599372	84.910.AC		15
87585125	10.202.AB	02	9	87599377	84.910.AA		12
87585128	10.202.AB	02	10	87599381	84.910.AC		8
87591589	35.360.AM	02	4	87599381	84.912.AB		11
87591590	35.360.AM	02	5	87599406	35.360.AH	02	8
87594883	35.355.AD	02	7	87602365	35.353.AD	03	4
87596492	90.124.AC	02	4	87603343	35.354.AF	01	7
87596495	90.124.AC	02	5	87603344	35.354.AF	01	6
87596954	90.124.AC	02	17	87603345	35.352.AI		9
87596972	90.124.AC	02	10	87603347	35.352.AI		5
87596986	90.124.AC	02	18	87603348	35.354.AF	01	11
87596987	90.124.AC	02	22	87603349	35.354.AF	01	13
87598509	84.912.AB		7	87603350	35.354.AF	01	5
87598515	84.912.AB		1	87603351	35.352.AI		3
87598522	84.912.AB		21	87606746	90.114.BE	03	4
87598525	84.912.AB		19	87606856	90.114.BE	03	5
87598527	84.912.AA	01	12	87606857	90.114.BE	03	12
87598527	84.912.AA	02	12	87606858	90.114.BE	03	13
87598527	84.912.AA	03	12	87608371	35.356.AR		5

Number	Figure	Sequence	Ref.	Number	Figure	Sequence	Ref.
87608371	35.357.AK	03	8	87626232	90.102.BT	02	19
87608371	35.359.AE	02	6	87626240	90.102.BT	02	21
87608371	35.360.AJ	01	3	87626244	90.102.BT	01	21
87609321	35.360.AH	02	3	87626245	90.102.BT	02	24
87609321	35.360.AI	01	5	87626339	90.102.BT	03	12
87611990	55.100.DO	01	14	87626340	90.102.BT	01	26
87612010	10.210.AF		2	87626340	90.102.BT	03	9
87612013	10.210.AF		10	87626348	90.102.BT	01	22
87612553	90.118.BM	01	10	87626793	35.737.AE	01	4
87612553	90.118.BM	02	1	87626917	10.216.AA		9
87614918	39.101.AA	01	10	87627232	39.100.AB	01	8
87614919	39.101.AA	01	11	87628538	10.254.AI		16
87614920	39.101.AA	01	20	87631084	35.300.AI		24
87616305	35.310.AA	01	4	87632802	39.140.AM		2
87616308	35.310.AA	01	8	87632812	39.140.AM		4
87616673	90.108.AA		2	87632827	39.140.AM		1
87616673	90.108.AB	02	15	87632829	39.140.AM		3
87617549	35.359.AE	05	2	87633127	50.200.AC		8
87617572	35.359.AE	05	12	87633334	39.140.AM		11
87617862	35.359.AE	05	6	87633972	84.100.AB	14	3
87622333	84.912.AA	01	13	87634385	35.106.AO	02	4
87623169	55.404.AL	01	7	87634395	10.210.AF		14
87623169	55.404.AL	02	7	87634411	10.254.AI		14
87625122	90.102.AG		21	87634413	10.210.AF		4
87625125	90.102.AG		15	87634414	10.210.AF		12
87625127	90.102.AG		10	87634420	10.254.AI		9
87625446	90.102.AH	02	3	87634952	35.357.AK	01	8
87625577	10.254.AI		11	87636398	10.220.AA		8
87625627	90.102.AH	01	5	87636401	10.220.AA		11
87625628	90.102.AH	01	6	87636405	10.220.AA		7
87625629	90.102.AH	01	4	87636421	10.220.AA		23
87625630	90.102.AH	01	3	87638115	84.100.AB	02	4
87625729	90.102.AH	02	4	87638115	84.100.AB	04	4
87625788	90.100.AU	03	16	87638115	84.100.AB	06	4
87625791	90.100.AU	03	11	87638115	84.100.AB	08	4
87625800	90.100.AU	03	17	87638115	84.100.AB	10	4
87625842	90.100.AU	03	1	87638115	84.100.AB	12	4
87625871	90.102.BT	03	13	87638115	84.100.AB	14	4
87625878	90.102.BT	01	25	87638152	90.100.AU	03	14
87625878	90.102.BT	03	10	87638153	35.360.AJ	01	8
87625958	90.102.BT	03	1	87638186	84.100.AB	16	19
87625963	90.102.BT	03	2	87638186	84.100.AB	18	19
87625964	90.102.BT	03	3	87638186	84.100.AB	20	19
87626057	90.102.BT	03	15	87638186	84.100.AB	23	19
87626058	90.102.BT	03	17	87638186	84.100.AB	25	19
87626059	90.102.BT	03	16	87638186	84.100.AB	27	19
87626151	90.102.BT	01	6	87638379	84.100.AB	20	18
87626215	90.102.BT	01	7	87638380	84.100.AB	18	18
87626223	90.102.BT	01	14	87638382	84.100.AB	16	18
87626230	90.102.BT	02	20	87638383	84.100.AB	27	18

Number	Figure	Sequence	Ref.	Number	Figure	Sequence	Ref.
87638384	84.100.AB	25	18	87652674	35.359.AE	04	7
87638385	84.100.AB	23	18	87652675	35.359.AE	02	14
87638388	84.100.AB	06	3	87652676	35.359.AE	02	15
87638389	84.100.AB	04	3	87652677	35.359.AE	03	6
87638391	84.100.AB	02	3	87652945	39.101.AA	01	13
87638393	84.100.AB	12	3	87652946	39.101.AA	01	14
87638394	84.100.AB	10	3	87652947	39.101.AA	01	16
87638395	84.100.AB	08	3	87654032	71.460.AF		6
87638398	84.100.AB	20	12	87654033	71.460.AF		14
87638399	84.100.AB	18	12	87654034	71.460.AF		2
87638401	84.100.AB	16	12	87654035	71.460.AF		11
87638404	84.100.AB	27	12	87654036	71.460.AF		3
87638405	84.100.AB	25	12	87654037	71.460.AF		9
87638406	84.100.AB	23	12	87654038	71.460.AF		13
87638740	39.101.AA	01	6	87656864	50.200.AC		14
87640939	10.210.AF		1	87656874	50.200.AC		24
87641751	35.357.AK	03	5	87656875	50.200.AB	02	18
87643223	35.310.AA	01	2	87657411	55.530.AD		4
87643223	35.360.AH	02	2	87657736	35.737.AE	05	4
87643223	35.360.AI	01	3	87663845	35.360.AJ	01	1
87643225	35.352.AL	01	4	87663851	35.360.AJ	01	7
87645092	35.356.AR		3	87663891	35.360.AJ	01	6
87645092	35.360.AB	01	3	87663958	35.360.AM	01	19
87647432	10.400.BE		2	87663966	35.360.AM	01	7
87647450	10.400.BE		4	87664002	35.360.AM	01	10
87647454	10.400.BE		5	87664005	35.360.AM	01	5
87647460	10.400.BE		7	87676557	35.360.AM	01	3
87647463	10.400.BE		6	87676610	35.360.AM	01	4
87647464	10.400.BE		16	87676611	35.360.AM	01	2
87647471	10.400.BE		15	87676613	35.360.AM	01	1
87647475	10.400.BE		18	87683043	84.912.AA	02	13
87647477	10.400.BE		12	87688451	84.912.AA	03	13
87647484	10.400.BE		17	87693250	10.216.AA		8
87647489	10.400.BE		11	87699063	35.360.AB	02	28
87648240	10.400.AP	01	7	87699063	35.360.AJ	03	16
87648293	10.400.AP	01	11	87699149	35.360.AJ	03	12
87651526	39.101.AA	02	16	87699392	35.360.AB	02	9
87651527	39.101.AA	02	13	87700850	35.355.AD	01	11
87651528	39.101.AA	02	12	87700941	35.106.AO	01	4
87651534	39.101.AA	02	14	87703006	35.356.AR		2
87651535	39.101.AA	02	11	87707297	35.355.AD	02	8
87651539	39.101.AA	02	8	87707919	35.360.AJ	03	4
87651544	39.101.AA	01	21	87717359	35.360.AM	03	4
87651545	39.101.AA	01	23	87717359	35.360.AM	04	4
87652150	35.300.AB	01	8	87717365	35.360.AM	03	5
87652153	35.300.AB	02	6	87717365	35.360.AM	04	5
87652157	35.300.AB	02	3	87720927	35.128.AE		3
87652158	35.300.AB	01	7	87720984	35.128.AE		1
87652172	35.300.AB	01	11	87720998	35.128.AE		10
87652673	35.359.AE	04	4	87721008	35.128.AE		14

INDEX - INDICE - INDEX - ZAHLENVERZEICHNIS - INDICE - INDICE - INDHOLD - INHOUD

Number	Figure	Sequence	Ref.	Number	Figure	Sequence	Ref.
87721914	35.360.AM	05	1	LB11P01015	10.202.AD		1
87721964	35.360.AM	06	1	LB13E01040	55.101.AA	03	4
87721964	35.360.AM	07	1	LB13E01042	55.101.AA	03	2
87735518	39.101.AA	02	15	LB13E01043	55.404.AC		1
87735519	39.101.AA	02	10	LB13E01046	55.404.AC		4
87744983	35.360.AB	01	2	LB13E01051	55.404.AC		10
87746013	90.110.BC		2	LB14E01006	55.101.AA	05	1
87746013	90.110.BD		4	LB15E01006	55.404.AF	03	1
87748274	10.216.AA		2	LB21C01277	90.102.AG		11
892-10010	55.011.AE	01	15	LB21C01395	90.100.AU	01	13
892-1105	55.510.BL	01	3	LB21C01398	90.100.AU	02	9
895-25010	90.102.AH	01	7	LB21C01406	90.102.AG		13
895-25010	90.102.AH	02	9	LB21C01411	90.118.AX	02	10
896-11016	90.110.AP		3	LB21C01449	90.102.AG		14
9824642	90.150.AJ		1	LB21C01451	90.118.AX	02	7
9846677	39.101.AA	01	2	LB21C01463	90.100.AU	01	14
9846677	39.101.AA	02	1	LB22E01004	55.510.BL	02	2
9847692	35.360.AM	05	3	LB22P00006	55.011.AE	01	4
9847692	35.360.AM	06	3	LB22P00007	55.011.AE	01	3
9847692	35.360.AM	07	3	LB22P00007	55.011.AE	03	4
A171099	10.400.AP	02	1	LB22P01005	55.011.AE	01	13
EM30V00001	35.310.AA	09	17	LB22P01006	55.011.AE	02	4
HH25X04004	35.360.AJ	03	25	LB22P01012	55.011.AE	01	1
HX23L06155	35.355.AD	02	6	LB22P01013	55.011.AE	01	12
HX23L06160	35.355.AD	02	5	LB30V00015	35.310.AA	02	5
HX23L06185	35.355.AD	01	13	LB30V00015	35.310.AC	02	4
HX23L06190	35.355.AD	01	12	LB64H01021	35.357.AK	02	5
HX23L06190	35.355.AD	01	10	LB64H01022	35.360.AJ	02	11
HX33L06042	35.359.AE	03	1	LB64H01023	35.360.AB	02	13
HX33L06042	35.359.AE	04	1	LB80S00001	55.404.BS		1
HX33L06082	35.356.AR		10	LC10V00010	35.106.AD	01	26
L115549	10.400.AP	01	18	LC20M01060	50.200.AC		36
L116820	10.202.AB	01	4	LC21C03159	90.100.AU	01	4
L116820	35.106.AO	01	1	LC30V00036	35.310.AA	07	14
L126871	10.400.AK		4	LC30V00036	35.310.AA	07	13
L126871	10.400.AP	02	4	LC53E01004	55.408.BE		5
L18331	35.354.AC	01	4	LC55E01008	55.530.AA		2
L18331	35.357.AK	01	11	LC91V00001	50.200.AA		3
L18331	35.357.AK	02	4	LC91V00001	50.200.AA		1
L18331	35.357.AP		6	LQ02C00031	90.154.AC		1
L18331	35.359.AE	02	18	LQ02C00031	90.154.AC		2
L18331	55.404.AL	01	3	LQ02C00031	90.154.AJ		3
L18331	55.404.AL	02	3	LQ02C00031	90.154.AC		4
LB03M01007	90.110.AP		8	LQ02C00031	90.154.AC		5
LB03M01013	35.726.AE	01	1	LQ02C00031	90.154.AJ		6
LB03M01013	35.726.AE	02	1	LQ02C00031	90.154.AC		7
LB03M01015	90.110.AP		9	LQ02C00031	90.154.AJ		8
LB03M01017	35.726.AE	02	2	LQ02C00031	90.154.AC		9
LB03M01017	35.726.AE	03	2	LQ02C00031	90.154.AC		10
LB11P01014	10.202.AD		4	LQ02C00031	90.154.AC		11

INDEX - INDICE - INDEX - ZAHLENVERZEICHNIS - INDICE - INDICE - INDHOLD - INHOUD

Number	Figure	Sequence	Ref.	Number	Figure	Sequence	Ref.
LQ02C00031	90.154.AC		12	LQ02C01315	90.154.AA	02	19
LQ02C00031	90.154.AC		13	LQ02C01315	90.154.AM		1
LQ02C00031	90.154.AC		14	LQ02C01315	90.154.AM		9
LQ02C00031	90.154.AJ		15	LQ02C01315	90.154.AM		4
LQ02C00031	90.154.AJ		16	LQ02C01315	90.154.AM		3
LQ02C00031	90.154.AJ		17	LQ02C01315	90.154.AM		5
LQ02C00031	90.154.AJ		18	LQ02C01315	90.154.AM		2
LQ02C00031	90.154.AC		19	LQ02C01315	90.154.AM		7
LQ02C00031	90.154.AC		20	LQ02C01315	90.154.AM		8
LQ02C00031	90.154.AC		21	LQ02C01315	90.154.AM		10
LQ02C00031	90.154.AC		22	LQ02C01315	90.154.AM		6
LQ02C00031	90.154.AC		23	LQ02C01316	90.156.AG	01	4
LQ02C00031	90.154.AC		24	LQ02C01316	90.156.AG	01	20
LQ02C00031	90.154.AC		25	LQ02C01316	90.156.AG	01	21
LQ02C00031	90.154.AC		26	LQ02C01316	90.156.AG	01	22
LQ02C00031	90.154.AC		27	LQ02C01316	90.156.AG	01	23
LQ02C00031	90.154.AC		29	LQ02C01320	90.150.BG	01	2
LQ02C00031	55.518.AB		8	LQ02C01320	90.150.BG	01	3
LQ02C00031	90.154.AC		30	LQ02C01320	90.150.BG	01	4
LQ02C00031	90.154.AJ		31	LQ02C01320	90.150.BG	01	6
LQ02C00031	90.156.AG	01	13	LQ02C01320	90.150.BG	01	15
LQ02C00031	55.518.AB		7	LQ02C01320	90.150.BG	01	7
LQ02C00031	90.154.AJ		32	LQ02C01322	90.150.BG	01	1
LQ02C00031	90.154.AC		33	LQ02C01322	90.150.BG	01	8
LQ02C00031	90.154.AC		34	LQ02C01322	90.150.BG	01	9
LQ02C00031	90.154.AJ		35	LQ02C01322	90.150.BG	01	10
LQ02C00031	90.154.AC		37	LQ02C01322	90.150.BG	01	11
LQ02C00031	90.154.AC		38	LQ02C01322	90.150.BG	01	12
LQ02C00032	90.150.BG	01	14	LQ02C01324	90.150.AJ		3
LQ02C00040	90.150.AB	01	1	LQ02C01325	90.150.AJ		4
LQ02C01193	90.150.AJ		9	LQ02C1310P	90.114.BE	01	5
LQ02C01213	90.114.BE	01	1	LQ11E00029	90.150.BJ		1
LQ02C01276	90.150.AJ		5	LQ11E00029	90.150.BJ		2
LQ02C01289	90.114.BE	04	1	LQ13E01215	55.101.AA	03	5
LQ02C01299	90.114.BE	02	1	LQ13E01233	55.101.AA	03	6
LQ02C01300	90.114.BE	03	1	LQ14E00014	55.510.AG		1
LQ02C01301	90.156.AA		1	LQ14E00014	55.510.AG		2
LQ02C01301	90.156.AA		2	LQ14E00014	55.510.AG		3
LQ02C01301	90.156.AA		3	LQ14E00014	55.510.AG		4
LQ02C01301	90.156.AA		4	LQ14E00014	55.510.AG		5
LQ02C01301	90.156.AA		5	LQ14E00014	55.518.AB		13
LQ02C01301	90.156.AA		6	LQ14E00014	55.510.AG		6
LQ02C01301	90.156.AA		7	LQ14E00014	55.510.AG		7
LQ02C01301	90.156.AA		8	LQ15VU0002	35.353.AD	05	4
LQ02C01301	90.156.AA		9	LQ20M00059	50.100.AP	01	20
LQ02C01301	90.150.BG	01	13	LQ20M00059	50.100.AP	02	33
LQ02C01301	90.156.AA		10	LQ20M00059	50.300.AB		1
LQ02C01303	90.160.AF	03	1	LQ20M00059	50.100.AP	02	1
LQ02C01303	90.160.AF	03	2	LQ20M00059	50.100.AP	02	2
LQ02C01304	90.150.BG	01	5	LQ20M00059	50.100.AP	02	3

INDEX - INDICE - INDEX - ZAHLENVERZEICHNIS - INDICE - INDICE - INDHOLD - INHOUD

Number	Figure	Sequence	Ref.	Number	Figure	Sequence	Ref.
LQ20M00059	50.100.AP	02	4	LQ20M01328	55.050.AA		1
LQ20M00059	50.100.AP	02	5	LQ30H01152	35.359.AE	01	7
LQ20M00059	50.100.AP	02	6	LQ30H01153	35.359.AE	01	8
LQ20M00059	50.100.AP	02	7	LQ30V00028	35.310.AA	02	30
LQ20M00059	50.100.AP	02	8	LQ30V00028	35.310.AA	02	27
LQ20M00059	50.100.AP	01	1	LQ30V00033	35.355.AD	01	1
LQ20M00059	50.100.AP	02	9	LQ30V00033	35.355.AD	02	1
LQ20M00059	50.100.AP	01	2	LQ30V00033	35.355.AH		22
LQ20M00059	50.100.AP	01	3	LQ30V00033	35.355.AH		12
LQ20M00059	50.100.AP	01	4	LQ30V00033	35.355.AH		13
LQ20M00059	50.100.AP	02	10	LQ30V00033	35.355.AH		14
LQ20M00059	50.100.AP	01	5	LQ30V00033	35.355.AH		15
LQ20M00059	50.100.AP	02	11	LQ30V00033	35.355.AH		16
LQ20M00059	50.100.AP	01	6	LQ30V00033	35.355.AH		17
LQ20M00059	50.100.AP	01	7	LQ50C00001	90.156.AG	01	1
LQ20M00059	50.100.AP	02	12	LQ50C00001	90.156.AG	01	2
LQ20M00059	50.100.AP	01	8	LQ50C00001	90.156.AG	01	3
LQ20M00059	50.100.AP	02	13	LQ50C00001	90.156.AG	01	5
LQ20M00059	50.100.AP	02	14	LQ50C00001	90.156.AG	01	6
LQ20M00059	50.100.AP	02	15	LQ50C00001	90.156.AG	01	7
LQ20M00059	50.100.AP	02	16	LQ50C00001	90.156.AG	01	8
LQ20M00059	50.100.AP	02	17	LQ50C00001	90.156.AG	01	9
LQ20M00059	50.100.AP	02	18	LQ50C00001	90.156.AG	01	10
LQ20M00059	50.100.AP	02	19	LQ50C00001	90.156.AG	01	11
LQ20M00059	50.100.AP	02	20	LQ50C00001	90.156.AG	02	17
LQ20M00059	50.100.AP	02	21	LQ50C00001	90.154.AA	01	3
LQ20M00059	50.100.AP	02	22	LQ50C00001	90.156.AG	01	12
LQ20M00059	50.100.AP	02	23	LQ50C00001	90.156.AG	01	14
LQ20M00059	50.100.AP	02	24	LQ50C00001	90.156.AG	01	15
LQ20M00059	50.100.AP	02	25	LQ50C00001	90.156.AG	01	16
LQ20M00059	50.100.AP	01	9	LQ50C00001	90.156.AG	01	17
LQ20M00059	50.100.AP	01	10	LQ50C00001	90.156.AG	01	18
LQ20M00059	50.100.AP	01	11	LQ50C00001	90.156.AG	01	19
LQ20M00059	50.100.AP	02	26	LQ50C00002	90.156.AG	02	3
LQ20M00059	50.100.AP	02	27	LQ50C00002	90.156.AG	02	6
LQ20M00059	50.100.AP	01	12	LQ50C00002	90.156.AG	02	7
LQ20M00059	50.100.AP	01	13	LQ50C00002	90.156.AG	02	8
LQ20M00059	50.100.AP	01	14	LQ50C00002	90.156.AG	02	9
LQ20M00059	50.100.AP	01	15	LQ50C00002	90.156.AG	02	10
LQ20M00059	50.100.AP	01	16	LQ50C00002	90.156.AG	02	11
LQ20M00059	50.100.AP	01	17	LQ50C00002	90.156.AG	02	12
LQ20M00059	50.100.AP	01	18	LQ50C00002	90.156.AG	02	13
LQ20M00059	50.100.AP	01	19	LQ50C00002	90.156.AG	02	14
LQ20M00059	50.100.AP	02	28	LQ50C00002	90.156.AG	02	15
LQ20M00059	50.100.AP	02	29	LQ50C00002	90.156.AG	02	16
LQ20M00059	50.100.AP	02	30	LQ50C00002	90.156.AG	02	18
LQ20M00059	50.100.AP	02	31	LQ50C00003	90.156.AG	02	1
LQ20M00059	50.100.AP	02	32	LQ50C00003	90.156.AG	02	2
LQ20M01169	50.300.AB		6	LQ50C00003	90.156.AG	02	4
LQ20M01327	50.200.AC		18	LQ50C00003	90.156.AG	02	5

INDEX - INDICE - INDEX - ZAHLENVERZEICHNIS - INDICE - INDICE - INDHOLD - INHOUD

Number	Figure	Sequence	Ref.	Number	Figure	Sequence	Ref.
LQ50V01007	00.000.02	01	2	LQ54S00003	55.512.AA	02	5
LQ50V01007	50.300.AB		4	LQ54S00003	55.512.AA	02	6
LQ50V01008	00.000.02	01	3	LQ54S00003	55.512.AA	02	7
LQ50V01008	50.300.AA		2	LQ54S00005	50.200.AB	01	1
LQ51C00003	90.154.AA	01	2	LQ68H01030	35.355.AD	01	15
LQ51C00003	90.154.AA	02	20	LQ68H01030	35.355.AD	02	14
LQ51C00003	90.154.AA	02	7	LQ68H01031	35.355.AD	01	18
LQ51C00003	90.154.AA	02	17	LQ68H01031	35.355.AD	02	18
LQ51C00003	90.154.AA	02	15	LQ68H01032	35.355.AD	01	4
LQ51C00003	90.154.AA	02	14	LQ68H01032	35.355.AD	02	4
LQ51C00003	90.154.AA	02	4	LQ80E00018	90.160.AF	03	3
LQ51C00003	90.154.AA	02	9	LS21C03248	90.102.AH	01	2
LQ51C00003	90.154.AA	02	1	LS21C03248	90.102.AH	02	5
LQ51C00003	90.154.AA	02	16	LS25M00005	90.124.AC	02	13
LQ51C00003	90.154.AA	02	2	LS25M00005	90.124.AC	02	12
LQ51C00003	90.154.AA	02	12	LS25M00005	90.124.AC	02	7
LQ51C00003	90.154.AA	02	6	LS25M00005	90.124.AC	02	14
LQ51C00003	90.154.AA	02	5	LS25M00006	90.120.AD	02	12
LQ51C00003	90.154.AA	02	8	LS25M00006	90.120.AD	02	16
LQ51C00003	90.154.AA	02	11	LS53S00001	55.408.BE		8
LQ51C00003	90.154.AA	02	10	LS55E01004	55.530.AD		1
LQ51C00003	90.154.AA	02	3	LS68H01016	35.355.AD	02	16
LQ51C00003	90.154.AA	02	13	LS68H01016	35.355.AD	01	5
LQ51C00003	90.154.AA	02	18	NS	35.352.AL	03	10
LQ51C00004	90.154.AA	01	1	NS	35.352.AL	03	4
LQ51C00004	90.154.AA	01	4	NS	35.352.AL	03	5
LQ52C01021	90.118.BM	02	4	NS	35.355.AH		1
LQ52C01025	90.118.BM	02	3	NS	35.355.AH		3
LQ52C01026	90.118.BM	02	2	NS	35.355.AH		4
LQ52F01761	39.101.AA	01	12	NS	35.357.AB		2
LQ52F01761	39.101.AA	02	17	NS	35.360.AI	02	1
LQ52F01762	39.101.AA	02	6	NS	90.100.AU	01	1
LQ52S00025	55.525.AB		1	NS	90.100.AU	01	12
LQ53C00003	55.518.AB		1	NSS	48.134.AA	01	4
LQ53C00003	55.518.AB		3	NSS	90.160.AF	01	29
LQ53C00003	55.518.AB		4	NSS	90.160.AF	01	31
LQ53C00003	55.518.AB		5	P4143253L	90.120.AD	02	15
LQ53C00003	55.518.AB		6	PU20M01002	50.300.AC	01	7
LQ53C00003	55.518.AB		9	PV52D01007	48.134.AA	01	10
LQ53C00003	55.518.AB		10	PW03M0196	35.726.AE	01	5
LQ53C00003	55.518.AB		12	PW03M0196	35.726.AE	01	8
LQ53C01001	55.518.AB		2	PW03M0196	35.726.AE	02	5
LQ53C01001	55.518.AB		14	PW35V00002	35.360.AB	02	1
LQ53C01001	55.518.AB		15	PW35V00002	35.360.AJ	03	1
LQ53C01001	55.518.AB		16	PW35V00002	35.360.AJ	04	4
LQ53C01001	55.518.AB		17	PW35V00002	35.360.AJ	04	1
LQ54S00003	55.512.AA	02	1	PW35V00003	35.360.AJ	04	3
LQ54S00003	55.512.AA	02	2	PW35V00003	35.360.AJ	05	1
LQ54S00003	55.512.AA	02	3	R18T0026D1	50.200.AB	02	2
LQ54S00003	55.512.AA	02	4	YA30V00002	35.310.AA	09	13

INDEX - INDICE - INDEX - ZAHLENVERZEICHNIS - INDICE - INDICE - INDHOLD - INHOUD

Number	Figure	Sequence	Ref.	Number	Figure	Sequence	Ref.
YA30V00002	35.310.AA	09	16	YN06H01052	35.106.AO	02	2
YA30V00002	35.310.AA	09	8	YN10V00006	35.106.AD	03	14
YA30V00002	35.310.AA	09	9	YN10V00033	35.106.AB		2
YA30V00002	35.310.AA	09	10	YN10V00039	35.106.AB		6
YB52C01001	90.118.BM	01	4	YN10V00043	35.106.AB		3
YB52C01007	90.118.BM	01	8	YN10V00043	35.106.AD	01	42
YF30V00011	35.310.AA	02	28	YN10V00043	35.106.AD	01	22
YF30V00011	35.310.AA	03	5	YN10V00043	35.106.AD	01	10
YF30V00011	35.310.AA	07	12	YN10V00043	35.106.AD	01	35
YF30V00011	35.310.AA	07	5	YN10V00043	35.106.AD	01	27
YF62H01001	35.356.AR		12	YN10V00043	35.106.AD	01	50
YM15V00006	35.352.AL	03	18	YN10V01009	35.106.AB		4
YM15VU000	35.353.AD	04	1	YN12P01205	35.355.AD	03	1
YM15VU000	35.353.AD	05	3	YN13E01630	55.408.BE		3
YM15VU000	35.353.AD	04	5	YN13E01733	55.101.AA	03	1
YM15VU000	35.353.AD	05	9	YN15V00025	35.352.AL	03	14
YM15VU000	35.353.AD	05	8	YN15V00035	35.352.AL	03	9
YM15VU000	35.353.AD	05	11	YN15V00035	35.352.AL	03	22
YM15VU000	35.353.AD	05	5	YN15V00035	35.352.AL	03	29
YM15VU000	35.353.AD	05	2	YN15V00035	35.352.AL	03	30
YM15VU000	35.353.AD	05	7	YN15V00035	35.352.AL	03	31
YM15VU000	35.353.AD	05	1	YN15V00054	35.352.AL	01	1
YM15VU000	35.353.AD	05	6	YN15V00055	35.352.AL	01	8
YM15VU000	35.353.AD	04	6	YN15V00055	35.352.AL	03	37
YM15VU000	35.353.AD	04	4	YN15V00055	35.352.AL	03	13
YM15VU000	35.353.AD	04	2	YN15V00067	35.353.AD	01	4
YM15VU000	35.353.AD	04	3	YN15V00067	35.353.AD	02	1
YM15VU000	35.353.AD	05	10	YN15V00067	35.353.AD	03	12
YM15VU000	35.353.AD	04	7	YN15V00067	35.353.AD	03	10
YN01E01021	55.201.AH		2	YN15V00067	35.353.AD	03	8
YN03M00304	90.118.CC		1	YN15V00067	35.353.AD	03	14
YN03M02085	90.160.BC		6	YN15V00067	35.353.AD	03	5
YN03M02108	55.512.AA	01	11	YN15V00067	35.353.AD	03	6
YN03M02109	90.160.AF	02	2	YN15V00067	35.353.AD	03	1
YN03M02110	90.160.AF	02	3	YN15V00067	35.353.AD	03	15
YN03M02111	90.160.AF	02	4	YN15V00067	35.353.AD	03	16
YN03M02114	35.726.AE	01	4	YN15V00067	35.353.AD	03	13
YN03M02114	35.726.AE	02	4	YN15V00067	35.353.AD	03	11
YN03M02114	35.726.AE	03	4	YN15V00067	35.353.AD	03	9
YN03M02122	35.726.AE	03	1	YN15V00067	35.353.AD	03	7
YN03M02123	35.726.AE	01	2	YN15V00067	35.353.AD	03	3
YN03M02124	35.726.AE	01	6	YN17M01162	90.160.AF	01	17
YN03M02124	35.726.AE	01	9	YN17M01162	90.160.AF	01	23
YN03M02124	35.726.AE	02	6	YN17M01345	55.201.AH		3
YN03M02124	35.726.AE	02	9	YN17M01432	90.160.AF	01	1
YN03M02124	35.726.AE	03	6	YN17M01433	90.160.AF	01	2
YN03M02124	35.726.AE	03	9	YN17M01434	90.160.AF	01	3
YN03M02125	90.110.AP		1	YN17M01435	90.160.AF	01	4
YN03M02126	90.110.AP		5	YN17M01436	90.160.AF	01	5
YN03M02163	90.160.AF	02	8	YN17M01437	90.160.AF	01	24

INDEX - INDICE - INDEX - ZAHLENVERZEICHNIS - INDICE - INDICE - INDHOLD - INHOUD

Number	Figure	Sequence	Ref.	Number	Figure	Sequence	Ref.
YN17M01438	90.160.AF	01	6	YN21C05320	90.100.AU	01	5
YN17M01439	90.160.AF	01	7	YN21P01062	10.206.AF	01	10
YN17M01440	90.160.AF	01	8	YN21P01141	10.206.AG		12
YN17M01441	90.160.AF	01	9	YN22C01309	90.100.AU	03	7
YN17M01442	90.160.AF	01	10	YN22E00474	55.015.AA		1
YN17M01443	90.160.AF	01	11	YN22E01322	55.100.DO	02	1
YN17M01444	90.160.AF	01	13	YN22E01334	55.015.AA		2
YN17M01445	55.525.AB		3	YN22E01334	55.100.DO	02	8
YN17M01446	90.160.AF	01	14	YN22E01357	55.100.DO	02	3
YN17M01447	90.160.AF	01	15	YN22E01363	55.100.DO	02	2
YN17M01448	90.160.AF	01	16	YN22E01366	55.100.DO	02	7
YN17M01449	90.160.AF	01	25	YN22V00001	35.310.AA	02	20
YN17M01462	55.525.AB		2	YN22V00001	35.310.AC	01	1
YN17M01463	55.201.AH		4	YN22V00001	35.310.AC	04	9
YN17M01466	90.160.AF	01	18	YN22V00001	35.310.AC	05	9
YN17M01467	55.525.AB		4	YN22V00001	35.310.AC	03	3
YN17M01481	90.160.AF	01	12	YN22V00001	35.310.AC	04	8
YN17M01495	90.160.AF	01	28	YN22V00001	35.310.AC	05	8
YN17M01508	90.160.AF	01	30	YN22V00001	35.310.AC	03	2
YN17M01552	50.300.AC	01	10	YN22V00001	35.310.AC	04	7
YN20M00016	50.300.AB		7	YN22V00001	35.310.AC	05	7
YN20M01760	50.200.AB	01	8	YN22V00001	35.310.AC	04	2
YN20M01773	50.300.AC	01	5	YN22V00001	35.310.AC	05	2
YN20M01774	50.300.AC	01	6	YN22V00002	35.310.AC	04	11
YN20M01779	50.300.AC	01	1	YN22V00002	35.310.AC	05	11
YN20M01780	50.300.AC	01	2	YN22V00002	35.310.AC	03	5
YN20M01782	50.200.AB	01	5	YN22V00002	35.310.AC	04	12
YN20M01791	50.300.AC	01	8	YN22V00002	35.310.AC	05	12
YN20M01797	50.300.AC	02	1	YN22V00002	35.310.AC	03	6
YN20M01812	50.300.AC	01	3	YN22V00002	35.310.AC	04	13
YN20M01813	50.300.AC	01	4	YN22V00002	35.310.AC	05	13
YN20M01814	50.300.AC	01	11	YN22V00002	35.310.AC	04	3
YN20M01815	50.300.AC	01	12	YN22V00002	35.310.AC	05	3
YN20M01816	50.300.AC	01	13	YN22V00002	35.310.AC	04	1
YN20M01835	50.300.AC	02	3	YN22V00002	35.310.AC	05	1
YN20M01841	50.200.AC		3	YN22V00035	35.360.AG		3
YN20M01847	50.300.AC	02	2	YN22V00040	35.310.AA	09	7
YN20M01848	50.300.AC	02	4	YN22V00041	35.310.AA	09	12
YN20T01819	90.108.AB	02	9	YN22V00042	35.352.AL	03	34
YN21C02347	90.102.AH	01	10	YN24E00016	55.100.DO	01	20
YN21C02347	90.102.AH	02	2	YN24E00016	55.100.DO	02	17
YN21C03253	55.530.AA		4	YN24E00016	55.100.DO	01	1
YN21C04484	90.102.AG		16	YN24E00016	55.100.DO	01	2
YN21C04563	90.102.AG		17	YN24E00016	55.100.DO	01	3
YN21C04836	90.102.AG		23	YN24E00016	55.100.DO	01	4
YN21C04976	90.102.BT	02	32	YN24E00016	55.100.DO	01	5
YN21C04979	90.102.BT	02	30	YN24E00016	55.100.DO	01	6
YN21C04987	90.102.AG		18	YN24E00016	55.100.DO	01	7
YN21C05093	90.102.AG		19	YN24E00016	55.100.DO	01	8
YN21C05277	90.100.AU	01	2	YN24E00016	55.100.DO	01	11

INDEX - INDICE - INDEX - ZAHLENVERZEICHNIS - INDICE - INDICE - INDHOLD - INHOUD

Number	Figure	Sequence	Ref.	Number	Figure	Sequence	Ref.
YN24E00016	55.100.DO	01	12	YN30V00101	35.310.AA	06	24
YN24E00016	55.100.DO	01	13	YN30V00101	35.310.AA	04	30
YN25M00081	90.151.AD		1	YN30V00101	35.310.AA	04	18
YN25M01234	90.151.AG		2	YN30V00101	35.310.AA	02	8
YN25M01235	90.151.AG		1	YN30V00101	35.310.AA	03	18
YN25M01238	90.160.BC		2	YN30V00101	35.310.AA	05	7
YN25M01239	90.160.BC		8	YN30V00101	35.310.AA	06	9
YN25M01240	90.160.AF	02	5	YN30V00101	35.310.AA	04	20
YN25M01242	90.151.AD		2	YN30V00101	35.310.AA	04	6
YN25V00006	10.206.AF	01	16	YN30V00101	35.310.AA	04	17
YN26C01003	39.101.AA	03	1	YN30V00101	35.310.AA	08	11
YN26C01004	39.101.AA	03	3	YN30V00101	35.310.AA	05	23
YN26C01005	39.101.AA	03	4	YN30V00101	35.310.AA	04	4
YN26C01006	39.101.AA	03	5	YN30V00101	35.310.AA	03	7
YN26C01007	39.101.AA	03	6	YN30V00101	35.310.AA	02	4
YN26C01008	39.101.AA	03	7	YN30V00101	35.310.AA	03	15
YN26C01009	39.101.AA	03	8	YN30V00101	35.310.AA	06	6
YN26C01010	39.101.AA	03	9	YN30V00101	35.310.AA	03	1
YN26C01011	39.101.AA	03	10	YN30V00101	35.310.AA	02	19
YN26C01012	39.101.AA	03	11	YN30V00101	35.310.AA	06	1
YN26C01013	39.101.AA	03	12	YN30V00101	35.310.AA	02	1
YN26C01014	39.101.AA	03	13	YN30V00101	35.310.AA	06	20
YN26C01015	39.101.AA	03	14	YN30V00101	35.310.AA	02	11
YN26C01016	39.101.AA	03	15	YN30V00101	35.310.AA	03	10
YN26C01018	39.101.AA	03	17	YN30V00101	35.310.AA	04	12
YN26C01023	39.101.AA	03	2	YN30V00101	35.310.AA	05	12
YN26C01024	39.101.AA	03	16	YN30V00101	35.310.AA	05	18
YN26C01025	39.101.AA	04	1	YN30V00101	35.310.AA	06	13
YN26C01026	39.101.AA	04	2	YN30V00101	35.310.AA	07	8
YN26C01027	39.101.AA	04	3	YN30V00101	35.310.AA	04	21
YN26C01029	39.101.AA	04	4	YN30V00101	35.310.AA	08	14
YN26M00072	90.160.AF	02	1	YN30V00101	35.310.AA	08	7
YN26M00076	90.110.BD		1	YN30V00101	35.310.AA	02	22
YN26M00077	90.160.AF	02	6	YN30V00101	35.310.AA	08	13
YN30V00001	35.310.AA	02	16	YN30V00101	35.310.AA	08	8
YN30V00001	35.310.AA	03	24	YN30V00104	35.360.AI	02	4
YN30V00001	35.310.AA	04	28	YN30V00104	35.360.AI	02	6
YN30V00001	35.310.AA	05	21	YN30V00104	35.360.AI	02	7
YN30V00001	35.310.AA	06	18	YN30V00105	35.356.AR		1
YN30V00001	35.310.AA	03	2	YN30V00107	35.310.AA	09	6
YN30V00001	35.310.AA	02	14	YN30V00107	35.310.AA	09	1
YN30V00001	35.310.AA	03	13	YN30V00108	35.310.AA	09	21
YN30V00001	35.310.AA	04	23	YN30V00108	35.310.AA	09	15
YN30V00001	35.310.AA	05	16	YN30V00116	35.310.AA	05	27
YN30V00001	35.310.AA	05	22	YN30V00116	35.310.AA	05	28
YN30V00001	35.310.AA	06	16	YN30V00116	35.310.AA	03	26
YN30V00001	35.310.AA	07	11	YN30V00116	35.310.AA	06	25
YN30V00101	35.310.AA	04	29	YN30V00116	35.310.AA	05	5
YN30V00101	35.310.AA	03	25	YN30V00116	35.310.AA	02	7
YN30V00101	35.310.AA	02	29	YN30V00116	35.310.AA	03	17

INDEX - INDICE - INDEX - ZAHLENVERZEICHNIS - INDICE - INDICE - INDHOLD - INHOUD

Number	Figure	Sequence	Ref.	Number	Figure	Sequence	Ref.
YN30V00119	35.310.AA	08	1	YN40F01019	39.103.AD		4
YN30V00126	35.310.AA	01	3	YN40F01019	39.103.AD		5
YN30V00126	35.310.AA	05	2	YN42H02342	35.736.AC	02	4
YN30V00126	35.310.AA	06	2	YN42H02615	35.736.AC	02	12
YN30V01062	35.310.AA	06	7	YN42H02812	35.736.AC	02	3
YN32H01273	35.300.AB	04	1	YN42H02813	35.736.AC	02	10
YN32W0002	35.352.AL	01	9	YN42H02813	35.736.AC	02	12
YN32W0002	35.352.AL	02	32	YN52C00024	90.118.BM	03	1
YN32W0102	35.352.AL	02	16	YN52C01003	90.118.BM	01	5
YN32W0102	35.352.AL	02	14	YN52D01001	48.134.AA	01	6
YN32W0102	35.352.AL	02	15	YN52D01008	48.134.AA	01	9
YN32W0102	35.352.AL	02	11	YN52D01011	48.134.AA	01	8
YN32W0103	35.352.AL	02	10	YN52F02334	39.101.AA	02	4
YN32W0106	35.352.AL	02	12	YN52F02345	39.101.AA	01	22
YN32W0106	35.352.AL	02	18	YN52F02352	39.101.AA	02	7
YN32W0107	35.352.AL	02	17	YN52V01016	35.300.AI		11
YN32W0108	35.352.AL	02	25	YN52V01021	00.000.02	01	6
YN32W0108	35.352.AL	02	29	YN52V01021	35.300.AI		8
YN32W0111	35.352.AL	01	2	YN53S00005	55.408.BE		10
YN32W0112	35.352.AL	02	7	YN53S01003	55.408.BE		9
YN32W0112	35.352.AL	02	1	YN54D00014	48.134.AE		11
YN32W0112	35.352.AL	02	4	YN54D01051	48.134.AA	02	9
YN32W0112	35.352.AL	02	6	YN54D01051	48.134.AE		10
YN32W0113	35.352.AL	02	8	YN54D01062	48.134.AE		3
YN32W0113	35.352.AL	02	9	YN54E01033	55.512.AA	01	12
YN32W0113	35.352.AL	02	13	YN55S00009	55.530.AA		1
YN32W0113	35.352.AL	02	21	YN55V01062	35.354.AA	02	7
YN32W0113	35.352.AL	02	3	YN55V01073	35.354.AA	02	10
YN32W0113	35.352.AL	02	2	YN59S00028	55.408.CA		1
YN32W0114	35.352.AL	02	5	YN62D01028	48.100.AD	01	9
YN35V00017	35.310.AA	09	14	YN64D00019	48.138.AB	01	1
YN35V00018	35.357.AG		5	YN64H01391	35.310.AA	01	1
YN35V00018	35.360.AI	03	5	YN64H01393	35.310.AA	01	7
YN35V00018	35.360.AJ	05	5	YN70V00010	48.134.AE		4
YN35V00047	35.357.AB		1	YN73E01031	55.100.DO	02	18
YN35V00047	35.357.AD		1	YN77S00040	55.530.AE		1
YN35V00047	35.357.AB		3	YN91V01001	50.200.AA		6
YN35V00047	35.360.AJ	04	2	YN91V01001	50.200.AA		4
YN35V00048	35.357.AB		4	YN91V01001	50.200.AA		5
YN35V00048	35.357.AG		1	YN91V01001	50.200.AA		7
YN35V00049	35.357.AB		5	YN91V01001	50.200.AA		2
YN35V00049	35.357.AG		1	YT02C01515	90.160.AF	02	10
YN35V00050	35.357.AB		6	YT20M00009	50.300.AB		5
YN35V00050	35.357.AG		1	YT20M01215	50.200.AC		37
YN35V00050	35.360.AI	02	8	YT20M01215	50.200.AC		38
YN35V00050	35.360.AI	03	1	YT30V00008	35.355.AH		10
YN35V00051	35.357.AB		7	YX42H01074	35.736.AC	02	13
YN35V00051	35.357.AG		1	YY03M01239	35.726.AE	02	8
YN35V00052	35.106.AB		5	YY03M01239	35.726.AE	03	8
YN35V00054	35.106.AD	02	7	YY03M01240	35.726.AE	03	5

INDEX - INDICE - INDEX - ZAHLENVERZEICHNIS - INDICE - INDICE - INDHOLD - INHOUD

Number	Figure	Sequence	Ref.
YY52D00006	48.134.AA	01	2
YY52D00009	48.134.AA	01	1
YY60D00017	48.100.AD	01	11
YY60D00019	48.100.AD	01	1
YY62D00010	48.100.AD	01	2
YY62D01018	48.100.AD	01	5
YY68H01049	35.360.AJ	03	19
ZC27M35014	90.118.AX	02	8
ZD11G07000	48.134.AA	01	7
ZD12A01600	35.736.AC	02	5
ZD12G04000	35.310.AA	02	15
ZD12G04000	35.310.AA	03	23
ZD12G04000	35.310.AA	04	16
ZD12G04000	35.310.AA	05	19
ZD12G04000	35.310.AA	06	17
ZD12P00700	35.310.AA	04	7
ZD12P00800	35.310.AC	04	4
ZD12P00800	35.310.AC	05	4
ZD12P01100	35.106.AO	02	14
ZD12P01100	35.354.AC	01	6
ZD12P01100	35.355.AD	01	8
ZD12P01100	35.355.AD	02	11
ZD12P01100	35.356.AR		17
ZD12P01100	35.357.AD		15
ZD12P01100	35.357.AK	01	14
ZD12P01100	35.359.AE	02	17
ZD12P01100	35.359.AE	03	11
ZD12P01100	35.359.AE	04	10
ZD12P01100	35.360.AJ	01	10
ZD12P01100	35.360.AJ	02	15
ZD12P01100	35.360.AJ	03	24
ZD12P01400	35.300.AB	02	9
ZD12P01400	35.355.AD	01	2
ZD12P01400	35.355.AD	02	2
ZD12P01400	35.356.AR		18
ZD12P01400	35.357.AD		14
ZD12P01400	35.357.AK	01	15
ZD12P01400	35.357.AP		8
ZD12P01400	35.359.AE	02	16
ZD12P01400	35.359.AE	03	10
ZD12P01400	35.359.AE	04	11
ZD12P01400	35.360.AJ	01	9
ZD12P01400	35.360.AJ	02	14
ZD12P01800	35.106.AO	02	16
ZD12P01800	35.128.AE		15
ZD12P01800	35.300.AB	02	8
ZD12P01800	35.300.AB	03	2
ZD12P01800	35.300.AB	03	5
ZD12P02240	35.310.AC	03	1
ZD12P02240	35.310.AC	04	6
ZD12P02240	35.310.AC	05	6
ZD12P02400	35.106.AO	02	15
ZD12P02400	35.106.AO	03	4
ZD12P02400	35.300.AB	02	10
ZD12P02400	35.310.AC	03	4
ZD12P02400	35.310.AC	04	10
ZD12P02400	35.310.AC	05	10
ZD12P02600	35.736.AC	02	1
ZD12P03800	35.310.AA	03	21
ZD12P03800	35.310.AA	06	23
ZG31U08000	35.352.AL	02	26
ZG91S02000	35.736.AC	02	8
ZH22Z04000	35.736.AC	02	16
ZN11C12010	35.310.AC	02	3
ZN17C20012	90.150.AJ		6
ZN18C20012	35.106.AD	01	23
ZR16X09000	35.352.AL	02	20
ZS28C10030	35.736.AC	02	2
ZW26X10000	35.736.AC	02	14
ZX20H10072	35.736.AC	02	6
ZX20H16078	35.736.AC	02	7
ZX33M06054	35.106.AO	02	3